



Results Booklet



Timing & Results by MST SYSTEMS Ltd.
www.mstworld.com

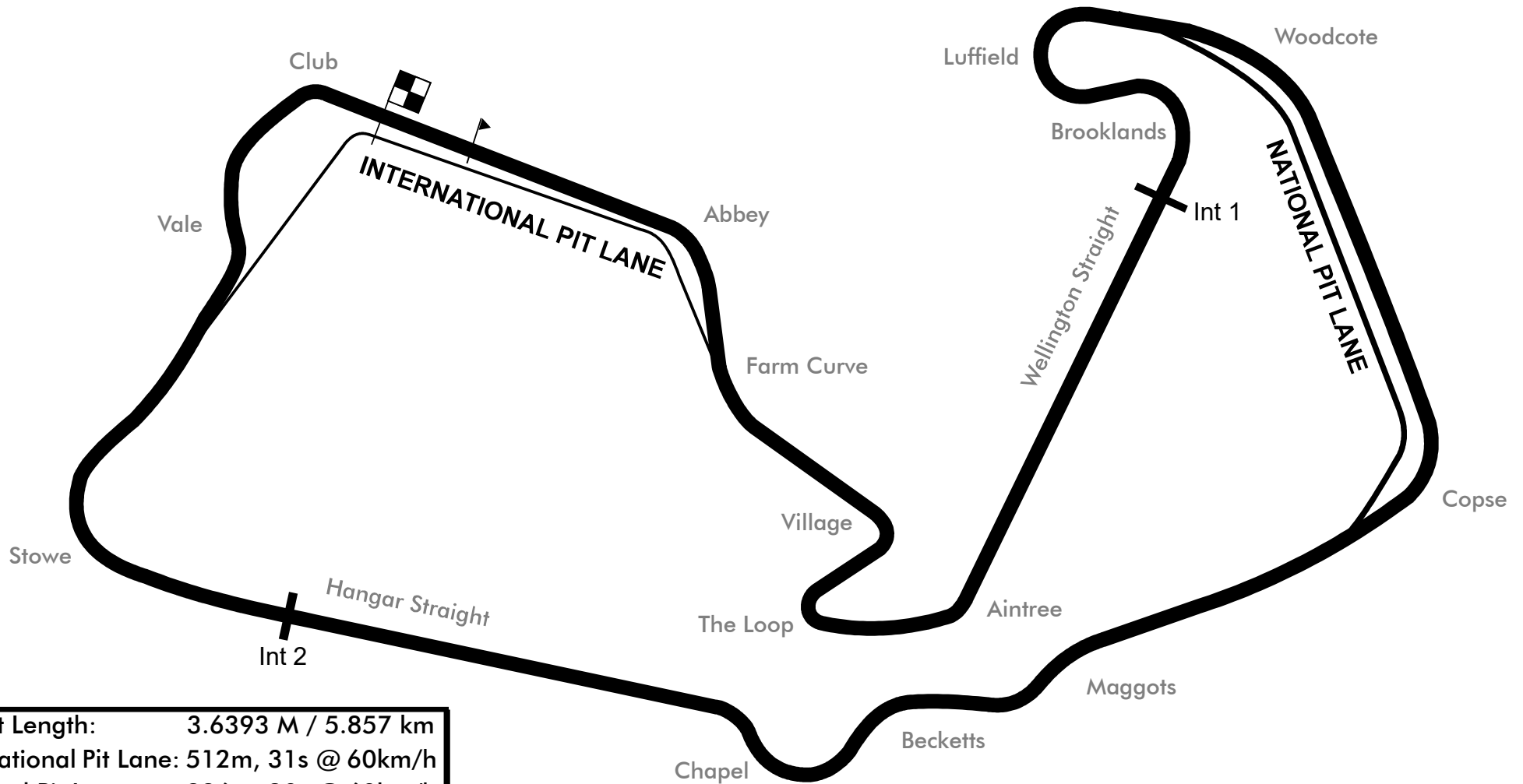
© MST SYSTEMS Ltd 2018
The Haysfield, Spring Lane North, Malvern WR14 1GF
t: +44 (0) 1684 560614 e: timing@mstworld.com



Silverstone Classic

20|21|22 JULY 2018

Silverstone Historic Grand Prix Circuit



Circuit Length:	3.6393 M / 5.857 km
International Pit Lane:	512m, 31s @ 60km/h
National Pit Lane:	336m, 20s @ 60km/h
Intermediate 1:	1.757 km
Intermediate 2:	4.760 km
Start line offset:	132.3 m



Silverstone Classic - 20 - 22 Jul 2018

FJHRA Historic Formula Junior Period E Qualifying for Race 1 - Classification - AMENDED

Sheet No:

POS	NO	DRIVER/S	CLASS	CLASS POS	CAR MAKE / MODEL	TIME	ON	LAPS	GAP	DIFF	MPH
1	272	Andrew Hibberd	B2	1	Lola Mk2	2:29.010	6	6			87.93
2	11	Will Mitcham	B2	2	U2 Mk2	2:29.916	1	6	0.906	0.906	87.39
3	33	Chris Drake	B2	3	Terrier Mk4 Series 1	2:30.325	6	6	1.315	0.409	87.16
4	91	Peter de la Roche	B2	4	Lola Mk2	2:30.885	1	6	1.875	0.560	86.83
5	23	Stuart Roach	B2	5	Condor S2	2:32.215	6	6	3.205	1.330	86.07
6	8	Alex Morton	B2	6	Condor SII	2:32.318	2	6	3.308	0.103	86.02
7	32	Ray Mallock	B2	7	U2 Mk2	2:34.980	6	6	5.970	2.662	84.54
8	111	Nick Taylor	B2	8	Elva 100	2:35.637	6	6	6.627	0.657	84.18
9	3	Justin Fleming	B2	9	Lola Mk2	2:36.423	6	6	7.413	0.786	83.76
10	115	Harindra De Silva	B2	10	Lola Mk2	2:36.565	6	6	7.555	0.142	83.68
11	5	Miles Griffiths	C2	1	Lotus 18	2:37.900	4	4	8.890	1.335	82.97
12	2	Mark Woodhouse	B2	11	Elva 100	2:38.438	6	6	9.428	0.538	82.69
13	29	William Grimshaw	B2	12	Moorland Mk1	2:38.633	5	5	9.623	0.195	82.59
14	34	James Owen	B2	13	Gemini Mk2	2:38.798	5	6	9.788	0.165	82.51
15	14	Crispian Besley	C2	2	Cooper T56	2:40.633	2	6	11.623	1.835	81.56
16	46	George Haynes	C2	3	Elva 200	2:41.362	6	6	12.352	0.729	81.19
17	25	Jac Nellemann	B2	14	Alfa Dana FJ	2:41.407	5	5	12.397	0.045	81.17
18	99	Simon Jones	B2	15	Elva 100	2:41.497	5	6	12.487	0.090	81.13
19	43	Ian Simmonds	C2	4	Envoy Mk1	2:41.816	2	6	12.806	0.319	80.97
20	42	Jeremy Deeley	C2	5	Cooper T56	2:41.999	5	5	12.989	0.183	80.88
21	221	Julian Majzub	B2	16	Sadler FJ	2:43.278	6	6	14.268	1.279	80.24
22	35	Harry Bishop	C2	6	Sauter 1960	2:44.893	2	4	15.883	1.615	79.46
23	30	Trevor Griffiths	C2	7	Emeryson FJ	2:44.905	5	5	15.895	0.012	79.45
24	122	Robin Lackford	B2	17	Elva 100	2:45.439	5	5	16.429	0.534	79.19
25	139	Robert Barrie	A	1	Stanguellini FJ	2:45.759	2	5	16.749	0.320	79.04
26	10	Mike Walker	B2	18	Bond FJ	2:45.870	4	5	16.860	0.111	78.99
27	41	Peter Knoefel	C2	8	Emeryson FJ	2:46.676	4	5	17.666	0.806	78.61
28	15	Ian Phillips	B2	19	BMC Mk1	2:47.267	1	5	18.257	0.591	78.33
29	40	Chris Wilks	C2	9	Deep Sanderson FJ	2:47.277	2	5	18.267	0.010	78.32
30	18	Erik Justesen	B2	20	U2 Mk2	2:47.290	5	5	18.280	0.013	78.32
31	16	Alan Baillie	B2	21	Lola Mk2	2:47.363	1	4	18.353	0.073	78.28
32	133	Tony Best	C2	10	Lotus 18	2:47.570	5	5	18.560	0.207	78.19
33	63	Marek Reichman	C2	11	Cooper T56	2:47.801	2	5	18.791	0.231	78.08
34	4	Graham Barron	B1	1	Gemini Mk2	2:48.759	2	3	19.749	0.958	77.64
35	19	Colin Mckay	B2	22	Gemini Mk2	2:48.822	5	5	19.812	0.063	77.61
36	27	Tom De Gres	A	2	Stanguellini FJ	2:49.043	5	5	20.033	0.221	77.51
37	147	Clinton McCarthy	C1	1	Lotus 18	2:52.394	2	5	23.384	3.351	76.00
38	26	Roger Dexter	B2	23	Elva-DKW 100	2:52.785	5	5	23.775	0.391	75.83
39	90	Mark Haynes	B2	24	Nota FJ	2:52.836	5	5	23.826	0.051	75.80
40	222	Jeremy Knight	B2	25	Elva 100	2:52.956	5	5	23.946	0.120	75.75

Cars 16, 37 & 63 require working transponders - Regulation Q.12.2.1 refers.

A 30 second penalty will be applied if not working in the race.

Amended to correct driver name Car 42

Session Start: 09:06:21 - Finish: 09:24:24

Weather/Track Conditions: Bright / Dry

Circuit: Silverstone Historic Grand Prix

Track Length: 5.857 Km - 3.6394 miles

These results are provisional until the conclusion of any judicial and technical matters.

Clerk of the Course:

Julian Floyd

Timekeeper:

Nick Palmer

Issued at:



Silverstone Classic - 20 - 22 Jul 2018

FJHRA Historic Formula Junior Period E Qualifying for Race 1 - Classification - AMENDED

Sheet No:

POS	NO	DRIVER/S	CLASS	CLASS POS	CAR MAKE / MODEL	TIME	ON	LAPS	GAP	DIFF	MPH
41	28	Larry Kinch	B2	26	Gemini Mk2	2:53.452	5	5	24.442	0.496	75.54
42	9	John Chisholm	B2	27	Gemini Mk2	2:54.911	3	3	25.901	1.459	74.91
43	12	Keith Roach	B2	28	Alexis Mk2	2:55.213	5	5	26.203	0.302	74.78
44	24	Floris-Jan Hekker	B2	29	Rayberg FJ	2:57.221	5	5	28.211	2.008	73.93
45	81	Hunter Nigel Russell	B2	30	Sadler FJ	2:59.152	2	3	30.142	1.931	73.13
46	45	Gordon Wright	C2	12	Britannia FJ	3:00.477	5	5	31.467	1.325	72.60
47	118	John Rowe	C2	13	Lotus 18	3:01.487	5	5	32.477	1.010	72.19
48	49	Mike Gregory	C2	14	De Tomaso ISIS	3:02.192	5	5	33.182	0.705	71.91
49	141	Peter Fenichel	C2	15	Cooper T56	3:03.184	4	4	34.174	0.992	71.52
50	37	James McBrien	C2	16	Elva 200	3:06.381	2	3	37.371	3.197	70.30
51	47	Richard Utley	C1	2	Caravelle Mk1	3:11.064	5	5	42.054	4.683	68.57
52	31	Peter Edbrooke	C2	17	Lotus 18	3:12.664	5	5	43.654	1.600	68.00
53	39	David Walker	C1	3	Lotus 18	3:24.399	5	5	55.389	11.735	64.10
54	7	Duncan Rabagliati	B2	31	Alexis HF1						
55	22	Richard Bishop-Miller	B2	32	Autosport Mk2						
56	48	John Williams	C2	18	Cooper-Lancia T52						
57	119	Ralf Emmerling	B2	33	Gemini Mk2						

Cars 16, 37 & 63 require working transponders - Regulation Q.12.2.1 refers.
A 30 second penalty will be applied if not working in the race.
Amended to correct driver name Car 42

Session Start: 09:06:21 - Finish: 09:24:24
Weather/Track Conditions: Bright / Dry
Circuit: Silverstone Historic Grand Prix
Track Length: 5.857 Km - 3.6394 miles

These results are provisional until the conclusion of any judicial and technical matters.

Clerk of the Course: Julian Floyd	Timekeeper: Nick Palmer	Issued at:
--	--------------------------------	------------

Silverstone Classic - 20 - 22 Jul 2018

FJHRA Historic Formula Junior Period E

Qualifying for Race 1 - Sector Analysis

2 Mark Woodhouse (B2)								Elva 100							
lap	Sect-1	Speed	Sect-2	Speed	Sect-3	Speed	Laptime Pit	lap	Sect-1	Speed	Sect-2	Speed	Sect-3	Speed	Laptime Pit
1	51.582	103.7	1:20.120	116.9	29.942	81.8	2:41.644	4	57.371	68.8	1:54.040	82.1	37.433	64.8	3:28.844
2	50.908	106.5	1:19.930	114.5	28.926	83.1	2:39.764	5	51.305	107.5	1:19.736	116.7	31.400	75.6	2:42.441
3	48.620	106.4	1:26.087	95.5	32.877	76.3	2:47.584	6	50.523	108.2	1:18.625	114.9	29.290	85.6	2:38.438

3 Justin Fleming (B2)								Lola Mk2							
lap	Sect-1	Speed	Sect-2	Speed	Sect-3	Speed	Laptime Pit	lap	Sect-1	Speed	Sect-2	Speed	Sect-3	Speed	Laptime Pit
1	54.315	91.8	1:25.703	103.1	33.470	73.0	2:53.488	4	52.302	102.0	1:19.381	117.9	29.552	80.3	2:41.235
2	52.461	99.9	1:21.745	117.1	31.053	85.6	2:45.259	5	50.876	109.5	1:17.753	117.5	30.677	84.2	2:39.306
3	51.336	98.4	2:35.298	35.0	51.440	80.6	4:18.074	6	48.836	110.2	1:18.316	115.3	29.271	86.5	2:36.423

4 Graham Barron (B1)								Gemini Mk2							
lap	Sect-1	Speed	Sect-2	Speed	Sect-3	Speed	Laptime Pit	lap	Sect-1	Speed	Sect-2	Speed	Sect-3	Speed	Laptime Pit
1	1:01.001	96.6	1:27.990	104.4	33.143	76.3	3:02.134	3	1:02.260	37.9	2:42.029	35.0	51.892	76.4	4:36.181
2	53.013	100.0	1:24.082	105.2	31.664	80.7	2:48.759	4							

5 Miles Griffiths (C2)								Lotus 18							
lap	Sect-1	Speed	Sect-2	Speed	Sect-3	Speed	Laptime Pit	lap	Sect-1	Speed	Sect-2	Speed	Sect-3	Speed	Laptime Pit
1	53.716	97.8	1:25.357	99.6	31.191	75.7	2:50.264	3	54.152	98.7	1:19.927	105.7	30.432	84.6	2:44.511
2	51.452	95.2	6:15.043	29.3	48.788	73.0	7:55.283	4	50.204	100.5	1:18.829	103.7	28.867	87.5	2:37.900

7 Duncan Rabagliati (B2)								Alexis HF1							
lap	Sect-1	Speed	Sect-2	Speed	Sect-3	Speed	Laptime Pit	lap	Sect-1	Speed	Sect-2	Speed	Sect-3	Speed	Laptime Pit

8 Alex Morton (B2)								Condor S11							
lap	Sect-1	Speed	Sect-2	Speed	Sect-3	Speed	Laptime Pit	lap	Sect-1	Speed	Sect-2	Speed	Sect-3	Speed	Laptime Pit
1	47.360	106.4	1:16.856	116.7	28.473	88.7	2:32.689	4	1:09.745	64.1	2:01.691	66.0	42.073	67.1	3:53.509
2	46.887	109.1	1:16.696	114.7	28.735	89.0	2:32.318	5	48.590	108.9	1:17.360	115.3	29.369	88.8	2:35.319
3	47.063	108.4	1:25.048	80.9	37.654	60.1	2:49.765	6	46.398	113.6	1:18.295	117.5	28.108	89.1	2:32.801

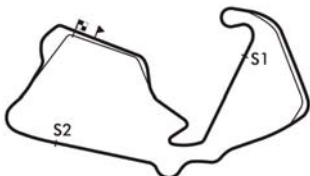
9 John Chisholm (B2)								Gemini Mk2							
lap	Sect-1	Speed	Sect-2	Speed	Sect-3	Speed	Laptime Pit	lap	Sect-1	Speed	Sect-2	Speed	Sect-3	Speed	Laptime Pit
1	1:33.983	72.6	4:05.167	107.7	30.520	75.9	6:09.670	3	55.746	88.3	1:27.030	85.2	32.135	68.1	2:54.911
2	59.483	67.8	2:34.588	39.9	50.551	80.3	4:24.622	4							

10 Mike Walker (B2)								Bond FJ							
lap	Sect-1	Speed	Sect-2	Speed	Sect-3	Speed	Laptime Pit	lap	Sect-1	Speed	Sect-2	Speed	Sect-3	Speed	Laptime Pit
1	57.763	95.3	1:23.652	100.3	33.481	81.9	2:54.896	4	52.696	95.7	1:22.922	117.7	30.252	87.5	2:45.870
2	53.731	106.9	1:26.946	105.2	34.352	66.4	2:55.029	5	52.250	84.6	1:23.536	119.6	30.090	85.4	2:45.876
3	1:00.572	81.1	2:36.068	30.2	52.531	82.2	4:29.171	6							

11 Will Mitcham (B2)								U2 Mk2							
lap	Sect-1	Speed	Sect-2	Speed	Sect-3	Speed	Laptime Pit	lap	Sect-1	Speed	Sect-2	Speed	Sect-3	Speed	Laptime Pit
1	47.067	110.4	1:15.053	119.8	27.796	86.9	2:29.916	4	1:06.984	59.8	2:06.622	62.8	30.628	89.4	3:44.234
2	47.368	110.2	1:19.794	115.5	27.944	88.8	2:35.106	5	47.042	113.6	1:17.855	120.1	28.595	87.8	2:33.492
3	45.972	112.6	1:26.568	73.6	38.998	62.4	2:51.538	6	47.461	114.1	1:13.888	124.0	28.601	88.7	2:29.950

12 Keith Roach (B2)								Alexis Mk2							
lap	Sect-1	Speed	Sect-2	Speed	Sect-3	Speed	Laptime Pit	lap	Sect-1	Speed	Sect-2	Speed	Sect-3	Speed	Laptime Pit
1	1:18.367	75.5	1:31.690	91.4	35.103	69.4	3:25.160	4	58.114	86.8	1:27.493	108.1	34.498	70.3	3:00.105
2	57.648	90.9	1:27.978	97.7	33.700	67.6	2:59.326	5	56.765	90.2	1:25.577	111.1	32.871	76.8	2:55.213
3	59.430	84.5	2:27.271	37.9	52.669	74.7	4:19.370	6							

14 Crispian Besley (C2)								Cooper T56							
lap	Sect-1	Speed	Sect-2	Speed	Sect-3	Speed	Laptime Pit	lap	Sect-1	Speed	Sect-2	Speed	Sect-3	Speed	Laptime Pit
1	50.922	100.6	1:20.600	117.1	30.498	81.4	2:42.020	4	57.673	60.0	1:52.821	88.4	36.740	70.8	3:27.234
2	51.420	100.3	1:19.837	118.1	29.376	86.5	2:40.633	5	51.883	104.5	1:19.615	116.7	31.938	74.6	2:43.436
3	49.047	104.5	1:27.283	94.4	31.375	85.5	2:47.705	6	53.883	106.4	1:18.506	117.5	29.362	87.4	2:41.751



Session Start: 09:06:21 - Finish: 09:24:24

Weather/Track Conditions: Bright / Dry

Circuit: Silverstone Historic Grand Prix

Track Length: 5.857 Km - 3.6394 miles

Printed: 20-07-2018 - 11:00

Silverstone Classic - 20 - 22 Jul 2018

FJHRA Historic Formula Junior Period E

Qualifying for Race 1 - Sector Analysis

15 Ian Phillips (B2)								BMC Mk1							
lap	Sect-1	Speed	Sect-2	Speed	Sect-3	Speed	Laptime Pit	lap	Sect-1	Speed	Sect-2	Speed	Sect-3	Speed	Laptime Pit
1	53.864	103.1	1:22.214	111.3	31.189	80.8	2:47.267	4	1:41.924	90.0	1:25.796	112.0	34.445	75.2	3:42.165
2	51.829	93.6	1:23.739	105.5	33.656	80.1	2:49.224	5	53.568	104.5	1:25.643	111.7	31.661	79.0	2:50.872
3	1:20.271	39.4	2:45.761	35.5	49.250	76.2	4:55.282	6							

16 Alan Baillie (B2)								Lola Mk2							
lap	Sect-1	Speed	Sect-2	Speed	Sect-3	Speed	Laptime Pit	lap	Sect-1	Speed	Sect-2	Speed	Sect-3	Speed	Laptime Pit
1							2:47.363	3							2:48.148
2							4:28.734	4							3:01.445

18 Erik Justesen (B2)								U2 Mk2							
lap	Sect-1	Speed	Sect-2	Speed	Sect-3	Speed	Laptime Pit	lap	Sect-1	Speed	Sect-2	Speed	Sect-3	Speed	Laptime Pit
1	1:03.416	79.9	1:33.439	108.4	34.137	76.9	3:10.992	4	55.586	101.1	1:23.546	113.9	32.080	80.1	2:51.212
2	56.045	96.6	1:29.357	115.1	34.213	71.5	2:59.615	5	53.083	104.7	1:21.674	111.8	32.533	78.7	2:47.290
3	59.913	89.7	2:26.493	38.3	51.838	76.3	4:18.244	6							

19 Colin Mckay (B2)								Gemini Mk2							
lap	Sect-1	Speed	Sect-2	Speed	Sect-3	Speed	Laptime Pit	lap	Sect-1	Speed	Sect-2	Speed	Sect-3	Speed	Laptime Pit
1	1:01.482	94.5	1:29.273	100.3	35.299	66.6	3:06.054	4	57.575	87.7	1:25.307	108.2	32.590	77.9	2:55.472
2	54.401	95.5	1:24.649	106.7	33.079	74.9	2:52.129	5	53.528	99.7	1:23.343	107.9	31.951	81.1	2:48.822
3	56.752	77.9	2:33.972	35.0	54.429	69.1	4:25.153	6							

22 Richard Bishop-Miller (B2)								Autosport Mk2							
lap	Sect-1	Speed	Sect-2	Speed	Sect-3	Speed	Laptime Pit	lap	Sect-1	Speed	Sect-2	Speed	Sect-3	Speed	Laptime Pit
1								4							
2								5							
3								6							

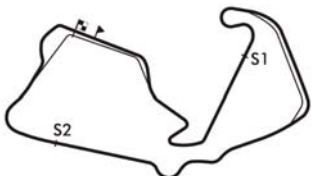
23 Stuart Roach (B2)								Condor S2							
lap	Sect-1	Speed	Sect-2	Speed	Sect-3	Speed	Laptime Pit	lap	Sect-1	Speed	Sect-2	Speed	Sect-3	Speed	Laptime Pit
1	49.362	108.6	1:17.591	115.9	28.207	87.4	2:35.160	4	1:06.940	65.2	2:01.490	66.8	41.328	69.3	3:49.758
2	48.871	108.8	1:18.584	115.1	28.315	86.8	2:35.770	5	50.965	108.9	1:17.752	118.1	28.776	88.7	2:37.493
3	49.370	107.5	1:20.065	111.5	38.415	57.0	2:47.850	6	47.636	111.3	1:16.503	118.6	28.076	89.4	2:32.215

24 Floris-Jan Hekker (B2)								Rayberg FJ							
lap	Sect-1	Speed	Sect-2	Speed	Sect-3	Speed	Laptime Pit	lap	Sect-1	Speed	Sect-2	Speed	Sect-3	Speed	Laptime Pit
1	58.777	80.2	1:30.139	104.5	35.176	71.0	3:04.092	4	1:01.253	94.8	1:27.012	104.0	34.115	74.2	3:02.380
2	56.075	91.8	1:29.210	99.1	35.519	76.5	3:00.804	5	57.437	94.1	1:27.038	102.3	32.746	76.9	2:57.221
3	59.793	70.6	2:37.622	37.1	52.259	69.6	4:29.674	6							

25 Jac Nellemann (B2)								Alfa Dana FJ							
lap	Sect-1	Speed	Sect-2	Speed	Sect-3	Speed	Laptime Pit	lap	Sect-1	Speed	Sect-2	Speed	Sect-3	Speed	Laptime Pit
1	57.125	97.4	1:23.883	112.6	30.863	78.2	2:51.871	4	54.015	104.5	1:21.171	114.3	29.665	83.0	2:44.851
2	55.417	99.1	1:27.197	113.2	31.551	67.2	2:54.165	5	51.000	104.2	1:20.583	111.3	29.824	83.3	2:41.407
3	59.077	86.7	2:27.768	34.6	51.666	70.4	4:18.511	6							

26 Roger Dexter (B2)								Elva-DKW 100							
lap	Sect-1	Speed	Sect-2	Speed	Sect-3	Speed	Laptime Pit	lap	Sect-1	Speed	Sect-2	Speed	Sect-3	Speed	Laptime Pit
1	1:05.152	76.6	1:36.203	81.5	35.913	68.5	3:17.268	4	56.758	90.9	1:27.579	100.8	34.032	70.6	2:58.369
2	1:02.298	66.6	1:33.637	97.1	33.899	68.0	3:09.834	5	55.636	96.6	1:24.809	101.2	32.340	80.4	2:52.785
3	1:06.412	60.9	2:12.669	30.6	54.857	73.5	4:13.938	6							

27 Tom De Gres (A)								Stanguellini FJ							
lap	Sect-1	Speed	Sect-2	Speed	Sect-3	Speed	Laptime Pit	lap	Sect-1	Speed	Sect-2	Speed	Sect-3	Speed	Laptime Pit
1	56.000	90.1	1:26.020	107.0	33.730	66.6	2:55.750	4	56.130	104.7	1:24.466	106.0	34.060	75.7	2:54.656
2	54.073	103.7	1:28.448	104.0	34.043	70.6	2:56.564	5	52.829	103.1	1:24.489	109.3	31.725	76.0	2:49.043
3	1:00.923	77.3	2:22.801	35.6	52.203	72.3	4:15.927	6							



Session Start: 09:06:21 - Finish: 09:24:24

Weather/Track Conditions: Bright / Dry

Circuit: Silverstone Historic Grand Prix

Track Length: 5.857 Km - 3.6394 miles

Printed: 20-07-2018 - 11:00

Silverstone Classic - 20 - 22 Jul 2018

FJHRA Historic Formula Junior Period E

Qualifying for Race 1 - Sector Analysis

28 Larry Kinch (B2)								Gemini Mk2							
lap	Sect-1	Speed	Sect-2	Speed	Sect-3	Speed	Laptime Pit	lap	Sect-1	Speed	Sect-2	Speed	Sect-3	Speed	Laptime Pit
1	56.957	88.7	1:29.938	109.8	32.732	75.6	2:59.627	4	56.772	93.5	1:25.071	110.9	32.529	78.4	2:54.372
2	55.282	94.4	1:28.803	108.4	34.815	74.2	2:58.900	5	53.909	93.7	1:26.423	100.5	33.120	77.0	2:53.452
3	1:00.063	76.6	2:26.270	39.5	52.470	73.8	4:18.803	6							

29 William Grimshaw (B2)								Moorland Mk1							
lap	Sect-1	Speed	Sect-2	Speed	Sect-3	Speed	Laptime Pit	lap	Sect-1	Speed	Sect-2	Speed	Sect-3	Speed	Laptime Pit
1	1:01.057	97.3	1:22.105	111.7	29.293	83.3	2:52.455	4	56.493	83.5	1:21.015	111.3	29.637	82.7	2:47.145
2	50.338	104.4	1:22.605	111.5	32.669	78.9	2:45.612	5	51.100	104.2	1:18.625	112.0	28.908	84.7	2:38.633
3	1:10.939	36.0	2:42.763	34.6	52.169	73.2	4:45.871	6							

30 Trevor Griffiths (C2)								Emeryson FJ							
lap	Sect-1	Speed	Sect-2	Speed	Sect-3	Speed	Laptime Pit	lap	Sect-1	Speed	Sect-2	Speed	Sect-3	Speed	Laptime Pit
1	52.517	99.7	2:40.758	107.4	30.835	83.4	4:04.110 P	4	52.969	103.1	1:25.414	109.5	32.477	77.5	2:50.860
2	50.717	104.2	1:25.439	112.6	32.752	73.0	2:48.908	5	52.924	103.4	1:22.026	111.5	29.955	85.6	2:44.905
3	1:01.287	81.9	2:23.605	36.7	51.057	68.1	4:15.949	6							

31 Peter Edbrooke (C2)								Lotus 18							
lap	Sect-1	Speed	Sect-2	Speed	Sect-3	Speed	Laptime Pit	lap	Sect-1	Speed	Sect-2	Speed	Sect-3	Speed	Laptime Pit
1	1:03.672	76.8	1:36.218	85.9	40.241	70.3	3:20.131	4	1:02.413	87.2	1:35.893	80.1	39.734	70.6	3:18.040
2	1:01.312	84.0	1:42.408	78.3	43.141	53.3	3:26.861	5	59.511	87.6	1:35.122	86.0	38.031	72.9	3:12.664
3	1:07.592	66.5	2:01.289	61.9	43.657	65.7	3:52.538	6							

32 Ray Mallock (B2)								U2 Mk2							
lap	Sect-1	Speed	Sect-2	Speed	Sect-3	Speed	Laptime Pit	lap	Sect-1	Speed	Sect-2	Speed	Sect-3	Speed	Laptime Pit
1	49.704	113.7	1:17.645	121.4	29.244	84.4	2:36.593	4	58.491	59.6	1:58.690	91.3	29.907	84.2	3:27.088
2	50.101	113.6	1:17.852	121.1	28.773	84.1	2:36.726	5	49.130	111.7	1:15.918	123.8	30.192	72.2	2:35.240
3	47.861	113.2	1:22.056	108.1	30.571	84.5	2:40.488	6	49.619	111.8	1:17.293	120.9	28.068	86.6	2:34.980

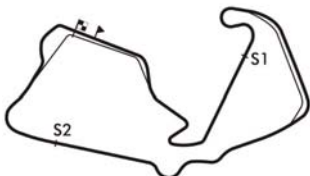
33 Chris Drake (B2)								Terrier Mk4 Series 1							
lap	Sect-1	Speed	Sect-2	Speed	Sect-3	Speed	Laptime Pit	lap	Sect-1	Speed	Sect-2	Speed	Sect-3	Speed	Laptime Pit
1	48.352	111.7	1:16.047	122.7	28.354	88.4	2:32.753	4	1:08.696	69.0	2:03.196	80.1	29.787	92.1	3:41.679
2	47.136	109.8	1:15.185	122.5	28.636	79.2	2:30.957	5	47.773	110.2	1:17.403	125.2	28.258	90.0	2:33.434
3	46.896	108.9	1:14.917	125.2	32.012	81.0	2:33.825	6	47.111	116.3	1:13.689	126.1	29.525	85.8	2:30.325

34 James Owen (B2)								Gemini Mk2							
lap	Sect-1	Speed	Sect-2	Speed	Sect-3	Speed	Laptime Pit	lap	Sect-1	Speed	Sect-2	Speed	Sect-3	Speed	Laptime Pit
1	53.965	100.9	1:20.537	112.4	29.447	85.2	2:43.949	4	55.876	80.7	1:52.446	57.6	41.158	83.6	3:29.480
2	50.811	104.7	1:19.047	112.6	29.129	86.1	2:38.987	5	51.326	102.5	1:18.563	113.7	28.909	86.1	2:38.798
3	49.212	105.5	1:29.030	88.1	34.192	75.1	2:52.434	6	49.747	107.2	1:20.275	114.5	29.013	86.6	2:39.035

35 Harry Bishop (C2)								Sauter 1960							
lap	Sect-1	Speed	Sect-2	Speed	Sect-3	Speed	Laptime Pit	lap	Sect-1	Speed	Sect-2	Speed	Sect-3	Speed	Laptime Pit
1	1:00.836	97.8	1:30.079	96.6	31.251	84.4	3:02.166	3	59.650	71.9	2:37.962	34.2	50.214	77.3	4:27.826
2	50.976	102.8	1:23.652	107.7	30.265	76.4	2:44.893	4	53.772	98.3	1:23.921	110.0	30.586	77.1	2:48.279

37 James McBrien (C2)								Elva 200							
lap	Sect-1	Speed	Sect-2	Speed	Sect-3	Speed	Laptime Pit	lap	Sect-1	Speed	Sect-2	Speed	Sect-3	Speed	Laptime Pit
1							4:14.032	3							3:06.478
2							3:06.381	4							

39 David Walker (C1)								Lotus 18							
lap	Sect-1	Speed	Sect-2	Speed	Sect-3	Speed	Laptime Pit	lap	Sect-1	Speed	Sect-2	Speed	Sect-3	Speed	Laptime Pit
1	1:08.429	67.4	1:56.654	77.1	44.787	64.3	3:49.870	4	1:03.514	75.7	1:41.087	86.9	42.014	68.5	3:26.615
2	1:04.684	77.8	1:54.571	74.2	46.385	60.2	3:45.640	5	1:03.569	83.6	1:39.788	87.8	41.042	71.4	3:24.399
3	1:07.432	62.3	1:49.529	80.9	43.140	66.9	3:40.101	6							



Session Start: 09:06:21 - Finish: 09:24:24

Weather/Track Conditions: Bright / Dry

Circuit: Silverstone Historic Grand Prix

Track Length: 5.857 Km - 3.6394 miles

Printed: 20-07-2018 - 11:00

Silverstone Classic - 20 - 22 Jul 2018

FJHRA Historic Formula Junior Period E

Qualifying for Race 1 - Sector Analysis

40 Chris Wilks (C2)								Deep Sanderson FJ							
lap	Sect-1	Speed	Sect-2	Speed	Sect-3	Speed	Laptime Pit	lap	Sect-1	Speed	Sect-2	Speed	Sect-3	Speed	Laptime Pit
1	59.511	98.3	1:25.108	106.9	31.526	77.9	2:56.145	4	54.824	95.7	1:22.819	105.0	32.132	77.3	2:49.775
2	51.285	100.8	1:22.796	105.5	33.196	78.3	2:47.277	5	52.679	95.9	1:24.318	102.9	32.306	84.6	2:49.303
3	58.799	62.4	2:37.919	37.1	51.278	74.7	4:27.996	6							

41 Peter Knoefel (C2)								Emeryson FJ							
lap	Sect-1	Speed	Sect-2	Speed	Sect-3	Speed	Laptime Pit	lap	Sect-1	Speed	Sect-2	Speed	Sect-3	Speed	Laptime Pit
1	55.425	90.3	1:23.933	107.7	32.076	76.2	2:51.434	4	52.807	99.4	1:22.777	102.0	31.092	76.3	2:46.676
2	54.978	95.5	1:27.799	105.2	34.683	66.6	2:57.460	5	54.815	94.3	1:22.603	111.7	33.139	74.4	2:50.557
3	1:10.560	35.2	2:43.839	37.3	49.753	74.6	4:44.152	6							

42 Jeremy Deeley (C2)								Cooper T56							
lap	Sect-1	Speed	Sect-2	Speed	Sect-3	Speed	Laptime Pit	lap	Sect-1	Speed	Sect-2	Speed	Sect-3	Speed	Laptime Pit
1	1:01.450	86.8	1:29.688	84.9	35.381	69.5	3:06.519	4	54.222	86.3	1:23.991	107.4	30.570	83.5	2:48.783
2	56.438	90.7	1:23.164	105.5	31.416	82.8	2:51.018	5	50.152	102.5	1:21.545	109.1	30.302	85.6	2:41.999
3	56.743	75.1	2:33.788	34.5	51.053	77.8	4:21.584	6							

43 Ian Simmonds (C2)								Envoy Mk1							
lap	Sect-1	Speed	Sect-2	Speed	Sect-3	Speed	Laptime Pit	lap	Sect-1	Speed	Sect-2	Speed	Sect-3	Speed	Laptime Pit
1	50.361	104.5	1:21.183	118.1	30.337	85.8	2:41.881	4	57.948	63.1	1:58.550	81.2	42.239	68.5	3:38.737
2	50.768	109.1	1:20.634	117.3	30.414	84.2	2:41.816	5	52.093	111.5	1:19.035	119.6	31.289	79.7	2:42.417
3	49.388	108.1	1:23.438	114.7	31.088	82.5	2:43.914	6	53.825	107.0	1:19.592	119.8	29.964	87.6	2:43.381

45 Gordon Wright (C2)								Britannia FJ							
lap	Sect-1	Speed	Sect-2	Speed	Sect-3	Speed	Laptime Pit	lap	Sect-1	Speed	Sect-2	Speed	Sect-3	Speed	Laptime Pit
1	1:03.761	72.8	1:40.758	102.1	37.117	71.8	3:21.636	4	57.532	88.5	1:31.702	103.4	35.064	77.3	3:04.298
2	58.552	94.9	1:31.527	102.1	36.855	73.3	3:06.934	5	56.122	91.9	1:29.943	103.2	34.412	80.6	3:00.477
3	1:02.027	72.9	2:17.933	31.5	52.896	70.3	4:12.856	6							

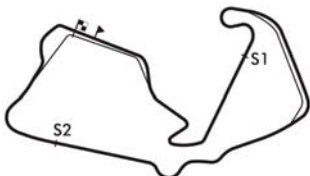
46 George Haynes (C2)								Elva 200							
lap	Sect-1	Speed	Sect-2	Speed	Sect-3	Speed	Laptime Pit	lap	Sect-1	Speed	Sect-2	Speed	Sect-3	Speed	Laptime Pit
1	53.975	100.5	1:22.904	108.9	30.861	82.3	2:47.740	4	51.384	98.5	1:21.328	106.9	29.732	84.9	2:42.444
2	52.322	100.0	1:24.768	106.7	31.509	81.8	2:48.599	5	50.887	100.3	1:21.202	106.9	30.461	82.6	2:42.550
3	1:19.564	40.0	2:45.741	37.6	47.972	84.0	4:53.277	6	50.838	101.5	1:21.040	108.1	29.484	84.7	2:41.362

47 Richard Utley (C1)								Caravelle Mk1							
lap	Sect-1	Speed	Sect-2	Speed	Sect-3	Speed	Laptime Pit	lap	Sect-1	Speed	Sect-2	Speed	Sect-3	Speed	Laptime Pit
1	1:02.015	82.7	1:37.697	92.4	39.724	68.1	3:19.436	4	1:03.386	79.4	1:38.241	83.0	39.589	70.5	3:21.216
2	1:05.453	77.9	1:42.907	80.0	40.255	62.0	3:28.615	5	59.262	86.8	1:35.103	87.7	36.699	71.0	3:11.064
3	1:08.846	73.5	2:03.090	68.5	42.681	68.2	3:54.617	6							

48 John Williams (C2)								Cooper-Lancia T52							
lap	Sect-1	Speed	Sect-2	Speed	Sect-3	Speed	Laptime Pit	lap	Sect-1	Speed	Sect-2	Speed	Sect-3	Speed	Laptime Pit

49 Mike Gregory (C2)								De Tomaso ISIS							
lap	Sect-1	Speed	Sect-2	Speed	Sect-3	Speed	Laptime Pit	lap	Sect-1	Speed	Sect-2	Speed	Sect-3	Speed	Laptime Pit
1	1:01.176	93.1	1:32.968	102.1	35.111	70.3	3:09.255	4	1:00.017	84.9	1:29.264	104.5	34.715	73.9	3:03.996
2	56.238	90.6	1:32.808	103.4	33.859	72.9	3:02.905	5	56.399	95.1	1:30.650	98.4	35.143	73.5	3:02.192
3	1:00.199	81.7	2:23.681	35.3	52.504	68.8	4:16.384	6							

63 Marek Reichman (C2)								Cooper T56							
lap	Sect-1	Speed	Sect-2	Speed	Sect-3	Speed	Laptime Pit	lap	Sect-1	Speed	Sect-2	Speed	Sect-3	Speed	Laptime Pit
1							2:54.173	4							2:57.084
2							2:47.801	5							5:09.102
3							4:25.412	6							



Session Start: 09:06:21 - Finish: 09:24:24

Weather/Track Conditions: Bright / Dry

Circuit: Silverstone Historic Grand Prix

Track Length: 5.857 Km - 3.6394 miles

Printed: 20-07-2018 - 11:00

Silverstone Classic - 20 - 22 Jul 2018

FJHRA Historic Formula Junior Period E

Qualifying for Race 1 - Sector Analysis

81 Hunter Nigel Russell (B2)								Sadler FJ							
lap	Sect-1	Speed	Sect-2	Speed	Sect-3	Speed	Laptime Pit	lap	Sect-1	Speed	Sect-2	Speed	Sect-3	Speed	Laptime Pit
1	1:00.929	87.5	1:33.097	99.4	35.798	68.5	3:09.824	3	57.898	90.0	2:27.617	34.0	53.602	62.2	4:19.117
2	57.539	91.8	1:28.467	99.9	33.146	65.5	2:59.152	4							

90 Mark Haynes (B2)								Nota FJ							
lap	Sect-1	Speed	Sect-2	Speed	Sect-3	Speed	Laptime Pit	lap	Sect-1	Speed	Sect-2	Speed	Sect-3	Speed	Laptime Pit
1	54.335	94.0	1:26.369	109.8	32.378	83.5	2:53.082	4	56.220	100.2	1:23.197	110.6	33.432	79.0	2:52.849
2	54.005	91.3	1:27.360	106.7	33.590	75.6	2:54.955	5	54.129	94.4	1:25.358	101.8	33.349	82.4	2:52.836
3	1:11.691	33.3	2:43.623	34.5	52.207	75.3	4:47.521	6							

91 Peter de la Roche (B2)								Lola Mk2							
lap	Sect-1	Speed	Sect-2	Speed	Sect-3	Speed	Laptime Pit	lap	Sect-1	Speed	Sect-2	Speed	Sect-3	Speed	Laptime Pit
1	47.793	108.1	1:15.116	117.5	27.976	85.7	2:30.885	4	1:07.199	56.2	2:06.209	64.7	30.870	89.0	3:44.278
2	48.171	108.6	1:17.703	115.1	27.979	89.7	2:33.853	5	50.135	108.1	1:15.809	120.5	30.753	83.3	2:36.697
3	46.833	109.5	1:25.834	74.7	38.958	60.8	2:51.625	6	48.380	110.6	1:14.896	117.7	28.164	89.1	2:31.440

99 Simon Jones (B2)								Elva 100							
lap	Sect-1	Speed	Sect-2	Speed	Sect-3	Speed	Laptime Pit	lap	Sect-1	Speed	Sect-2	Speed	Sect-3	Speed	Laptime Pit
1	54.430	100.5	1:23.270	110.9	30.882	79.5	2:48.582	4	51.574	102.9	1:22.059	111.3	30.106	84.9	2:43.739
2	52.699	101.1	1:21.884	111.1	31.145	79.2	2:45.728	5	50.675	104.2	1:20.231	110.9	30.591	78.9	2:41.497
3	1:19.367	39.9	2:45.776	36.8	48.678	77.7	4:53.821	6	51.066	104.5	1:20.723	109.8	30.065	84.2	2:41.854

111 Nick Taylor (B2)								Elva 100							
lap	Sect-1	Speed	Sect-2	Speed	Sect-3	Speed	Laptime Pit	lap	Sect-1	Speed	Sect-2	Speed	Sect-3	Speed	Laptime Pit
1	54.479	103.1	1:23.361	109.7	30.437	83.9	2:48.277	4	51.265	103.4	1:18.834	112.4	28.990	83.8	2:39.089
2	49.464	102.9	1:20.068	111.5	30.010	75.0	2:39.542	5	49.467	103.6	1:18.055	111.3	28.918	82.8	2:36.440
3	1:11.921	33.3	2:43.365	33.9	52.012	78.8	4:47.298	6	48.749	106.2	1:18.057	110.2	28.831	85.9	2:35.637

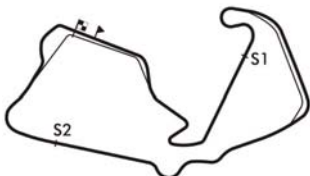
115 Harindra De Silva (B2)								Lola Mk2							
lap	Sect-1	Speed	Sect-2	Speed	Sect-3	Speed	Laptime Pit	lap	Sect-1	Speed	Sect-2	Speed	Sect-3	Speed	Laptime Pit
1	57.044	105.0	1:20.914	116.5	30.859	83.1	2:48.817	4	50.449	106.7	1:19.136	118.1	30.047	86.6	2:39.632
2	50.038	104.5	1:21.900	118.4	30.328	85.3	2:42.266	5	49.137	110.6	1:18.296	118.4	31.317	82.7	2:38.750
3	1:14.167	38.1	2:45.352	35.7	48.708	77.9	4:48.227	6	48.525	111.8	1:17.992	119.0	30.048	86.9	2:36.565

118 John Rowe (C2)								Lotus 18							
lap	Sect-1	Speed	Sect-2	Speed	Sect-3	Speed	Laptime Pit	lap	Sect-1	Speed	Sect-2	Speed	Sect-3	Speed	Laptime Pit
1	1:01.896	87.7	1:33.774	98.3	36.288	68.6	3:11.958	4	1:00.600	89.4	1:33.413	106.5	35.299	76.3	3:09.312
2	59.128	98.0	1:32.456	105.2	36.409	71.3	3:07.993	5	56.503	102.0	1:29.893	106.5	35.091	76.7	3:01.487
3	1:02.031	74.6	2:17.694	31.4	53.262	72.2	4:12.987	6							

119 Ralf Emmerling (B2)								Gemini Mk2							
lap	Sect-1	Speed	Sect-2	Speed	Sect-3	Speed	Laptime Pit	lap	Sect-1	Speed	Sect-2	Speed	Sect-3	Speed	Laptime Pit

122 Robin Lackford (B2)								Elva 100							
lap	Sect-1	Speed	Sect-2	Speed	Sect-3	Speed	Laptime Pit	lap	Sect-1	Speed	Sect-2	Speed	Sect-3	Speed	Laptime Pit
1	53.596	96.0	1:26.632	104.9	33.049	80.1	2:53.277	4	54.995	96.8	1:22.968	105.7	30.686	81.8	2:48.649
2	54.498	94.4	1:26.842	104.4	31.906	72.0	2:53.246	5	51.600	99.7	1:22.565	105.5	31.274	78.4	2:45.439
3	1:10.748	36.6	2:43.875	37.3	52.573	71.3	4:47.196	6							

133 Tony Best (C2)								Lotus 18							
lap	Sect-1	Speed	Sect-2	Speed	Sect-3	Speed	Laptime Pit	lap	Sect-1	Speed	Sect-2	Speed	Sect-3	Speed	Laptime Pit
1	57.363	100.9	1:38.649	110.9	33.451	81.7	3:09.463	4	57.345	98.1	1:26.496	112.0	31.902	78.6	2:55.743
2	52.101	100.8	1:26.349	111.3	34.770	70.9	2:53.220	5	53.717	105.5	1:23.073	112.8	30.780	84.3	2:47.570
3	1:01.255	86.7	2:24.685	38.7	52.427	74.4	4:18.367	6							



Session Start: 09:06:21 - Finish: 09:24:24

Weather/Track Conditions: Bright / Dry

Circuit: Silverstone Historic Grand Prix

Track Length: 5.857 Km - 3.6394 miles

Printed: 20-07-2018 - 11:00

Silverstone Classic - 20 - 22 Jul 2018

FJHRA Historic Formula Junior Period E

Qualifying for Race 1 - Sector Analysis

139 Robert Barrie (A)								Stanguellini FJ							
lap	Sect-1	Speed	Sect-2	Speed	Sect-3	Speed	Laptime Pit	lap	Sect-1	Speed	Sect-2	Speed	Sect-3	Speed	Laptime Pit
1	59.547	99.7	1:28.576	101.2	31.083	83.0	2:59.206	4	53.914	101.1	1:22.115	111.7	30.057	83.7	2:46.086
2	52.235	102.3	1:22.989	110.0	30.535	83.7	2:45.759	5	52.940	102.6	1:23.154	110.6	30.524	80.0	2:46.618
3	1:01.506	74.2	2:36.588	38.5	52.693	67.7	4:30.787	6							

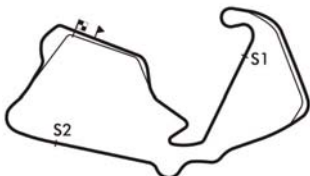
141 Peter Fenichel (C2)								Cooper T56							
lap	Sect-1	Speed	Sect-2	Speed	Sect-3	Speed	Laptime Pit	lap	Sect-1	Speed	Sect-2	Speed	Sect-3	Speed	Laptime Pit
1	1:00.124	80.9	1:33.172	99.9	34.861	69.9	3:08.157	3	1:03.750	75.7	2:16.218	30.8	53.528	69.8	4:13.496
2	56.774	95.3	1:51.440	100.3	32.658	72.1	3:20.872	4	59.402	92.1	1:29.434	97.4	34.348	73.1	3:03.184

147 Clinton McCarthy (C1)								Lotus 18							
lap	Sect-1	Speed	Sect-2	Speed	Sect-3	Speed	Laptime Pit	lap	Sect-1	Speed	Sect-2	Speed	Sect-3	Speed	Laptime Pit
1	56.967	86.9	1:25.753	108.2	33.731	70.6	2:56.451	4	55.904	95.2	1:25.908	110.7	32.676	78.5	2:54.488
2	52.936	96.7	1:24.946	111.1	34.512	70.9	2:52.394	5	53.636	97.3	1:27.379	103.2	32.131	77.5	2:53.146
3	1:01.129	83.6	2:24.895	37.6	51.711	74.3	4:17.735	6							

221 Julian Majzub (B2)								Sadler FJ							
lap	Sect-1	Speed	Sect-2	Speed	Sect-3	Speed	Laptime Pit	lap	Sect-1	Speed	Sect-2	Speed	Sect-3	Speed	Laptime Pit
1	55.508	86.4	1:24.527	108.2	32.751	81.0	2:52.786	4	52.089	99.3	1:21.665	105.5	31.424	83.0	2:45.178
2	52.791	86.9	1:24.753	106.0	32.232	80.4	2:49.776	5	51.157	94.3	1:21.361	110.6	31.603	79.1	2:44.121
3	1:12.260	37.6	2:44.070	38.2	48.633	78.3	4:44.963	6	51.237	103.1	1:21.063	110.0	30.978	81.9	2:43.278

222 Jeremy Knight (B2)								Elva 100							
lap	Sect-1	Speed	Sect-2	Speed	Sect-3	Speed	Laptime Pit	lap	Sect-1	Speed	Sect-2	Speed	Sect-3	Speed	Laptime Pit
1	1:01.947	92.4	1:31.964	101.2	34.064	77.2	3:07.975	4	57.781	94.8	1:28.227	110.6	34.122	76.7	3:00.130
2	55.344	94.4	1:29.363	106.2	34.958	73.5	2:59.665	5	54.122	104.2	1:26.577	107.5	32.257	80.1	2:52.956
3	59.493	93.2	2:26.476	40.0	52.540	72.5	4:18.509	6							

272 Andrew Hibberd (B2)								Lola Mk2							
lap	Sect-1	Speed	Sect-2	Speed	Sect-3	Speed	Laptime Pit	lap	Sect-1	Speed	Sect-2	Speed	Sect-3	Speed	Laptime Pit
1	49.083	106.2	1:16.342	118.6	28.173	88.4	2:33.598	4	1:09.375	69.0	3:26.035	115.9	28.047	88.2	5:03.457 P
2	46.955	110.2	1:15.685	118.1	28.265	88.9	2:30.905	5	47.846	108.4	1:14.587	117.3	27.637	88.4	2:30.070
3	47.351	110.6	1:26.742	83.5	37.467	62.0	2:51.560	6	46.703	110.4	1:14.672	117.5	27.635	89.5	2:29.010



Session Start: 09:06:21 - Finish: 09:24:24

Weather/Track Conditions: Bright / Dry

Circuit: Silverstone Historic Grand Prix

Track Length: 5.857 Km - 3.6394 miles

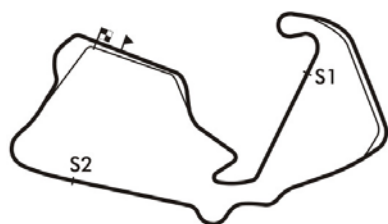
Printed: 20-07-2018 - 11:00

Silverstone Classic - 20 - 22 Jul 2018

FJHRA Historic Formula Junior Period E

Qualifying for Race 1 - Best Sector Times

SECTOR 1			SECTOR 2			SECTOR 3			IDEAL / BEST LAP COMPARISON						
NO	TIME	LAP	NO	TIME	LAP	NO	TIME	LAP	NO	NAME	BEST	IN	IDEAL	DIFF	
1	11	45.972	3	33	1:13.689	6	272	27.635	6	272	Andrew Hibberd	2:29.010	6	2:28.925	+0.085
2	8	46.398	6	11	1:13.888	6	11	27.796	1	11	Will Mitcham	2:29.916	1	2:27.656	+2.260
3	272	46.703	6	272	1:14.587	5	91	27.976	1	33	Chris Drake	2:30.325	6	2:28.843	+1.482
4	91	46.833	3	91	1:14.896	6	32	28.068	6	91	Peter de la Roche	2:30.885	1	2:29.705	+1.180
5	33	46.896	3	32	1:15.918	5	23	28.076	6	23	Stuart Roach	2:32.215	6	2:32.215	+0.000
6	23	47.636	6	23	1:16.503	6	8	28.108	6	8	Alex Morton	2:32.318	2	2:31.202	+1.116
7	32	47.861	3	8	1:16.696	2	33	28.258	5	32	Ray Mallock	2:34.980	6	2:31.847	+3.133
8	115	48.525	6	3	1:17.753	5	111	28.831	6	111	Nick Taylor	2:35.637	6	2:35.635	+0.002
9	2	48.620	3	115	1:17.992	6	5	28.867	4	3	Justin Fleming	2:36.423	6	2:35.860	+0.563
10	111	48.749	6	111	1:18.055	5	29	28.908	5	115	Harindra De Silva	2:36.565	6	2:36.564	+0.001
11	3	48.836	6	14	1:18.506	6	34	28.909	5	5	Miles Griffiths	2:37.900	4	2:37.900	+0.000
12	14	49.047	3	34	1:18.563	5	2	28.926	2	2	Mark Woodhouse	2:38.438	6	2:36.171	+2.267
13	34	49.212	3	2	1:18.625	6	3	29.271	6	29	William Grimshaw	2:38.633	5	2:37.871	+0.762
14	43	49.388	3	29	1:18.625	5	14	29.362	6	34	James Owen	2:38.798	5	2:36.684	+2.114
15	42	50.152	5	5	1:18.829	4	46	29.484	6	14	Crispian Besley	2:40.633	2	2:36.915	+3.718
16	5	50.204	4	43	1:19.035	5	25	29.665	4	46	George Haynes	2:41.362	6	2:41.362	+0.000
17	29	50.338	2	99	1:20.231	5	30	29.955	5	25	Jac Nellemann	2:41.407	5	2:41.248	+0.159
18	99	50.675	5	25	1:20.583	5	43	29.964	6	99	Simon Jones	2:41.497	5	2:40.971	+0.526
19	30	50.717	2	46	1:21.040	6	115	30.047	4	43	Ian Simmonds	2:41.816	2	2:38.387	+3.429
20	46	50.838	6	221	1:21.063	6	139	30.057	4	42	Jeremy Deeley	2:41.999	5	2:41.999	+0.000
21	35	50.976	2	42	1:21.545	5	99	30.065	6	221	Julian Majzub	2:43.278	6	2:43.198	+0.080
22	25	51.000	5	35	1:21.629	5	10	30.090	5	35	Harry Bishop	2:44.893	2	2:42.870	+2.023
23	221	51.157	5	18	1:21.674	5	35	30.265	2	30	Trevor Griffiths	2:44.905	5	2:42.698	+2.207
24	40	51.285	2	30	1:22.026	5	42	30.302	5	122	Robin Lackford	2:45.439	5	2:44.851	+0.588
25	122	51.600	5	139	1:22.115	4	9	30.520	1	139	Robert Barrie	2:45.759	2	2:44.407	+1.352
26	15	51.829	2	15	1:22.214	1	122	30.686	4	10	Mike Walker	2:45.870	4	2:45.262	+0.608
27	133	52.101	2	122	1:22.565	5	133	30.780	5	41	Peter Knoefel	2:46.676	4	2:46.502	+0.174
28	139	52.235	2	41	1:22.603	5	221	30.978	6	15	Ian Phillips	2:47.267	1	2:45.232	+2.035
29	10	52.250	5	40	1:22.796	2	41	31.092	4	40	Chris Wilks	2:47.277	2	2:45.607	+1.670
30	41	52.807	4	10	1:22.922	4	15	31.189	1	18	Erik Justesen	2:47.290	5	2:46.837	+0.453
31	27	52.829	5	133	1:23.073	5	40	31.526	1	16	Alan Baillie	2:47.363	1		+
32	147	52.936	2	90	1:23.197	4	4	31.664	2	133	Tony Best	2:47.570	5	2:45.954	+1.616
33	4	53.013	2	19	1:23.343	5	27	31.725	5	63	Marek Reichman	2:47.801	2		+
34	18	53.083	5	4	1:24.082	2	19	31.951	5	4	Graham Barron	2:48.759	2	2:48.759	+0.000
35	119			27	1:24.466	4	18	32.080	4	19	Colin Mckay	2:48.822	5	2:48.822	+0.000
36	19	53.528	5	26	1:24.809	5	147	32.131	5	27	Tom De Gres	2:49.043	5	2:49.020	+0.023
37	28	53.909	5	147	1:24.946	2	222	32.257	5	147	Clinton McCarthy	2:52.394	2	2:50.013	+2.381
38	90	54.005	2	28	1:25.071	4	26	32.340	5	26	Roger Dexter	2:52.785	5	2:52.785	+0.000
39	222	54.122	5	12	1:25.577	5	90	32.378	1	90	Mark Haynes	2:52.836	5	2:49.580	+3.256
40	48			222	1:26.577	5	28	32.529	4	222	Jeremy Knight	2:52.956	5	2:52.956	+0.000
41	26	55.636	5	24	1:27.012	4	141	32.658	2	28	Larry Kinch	2:53.452	5	2:51.509	+1.943
42	9	55.746	3	9	1:27.030	3	24	32.746	5	9	John Chisholm	2:54.911	3	2:53.296	+1.615
43	24	56.075	2	81	1:28.467	2	12	32.871	5	12	Keith Roach	2:55.213	5	2:55.213	+0.000
44	45	56.122	5	49	1:29.264	4	81	33.146	2	24	Floris-Jan Hekker	2:57.221	5	2:55.833	+1.388
45	141	56.200	5	141	1:29.434	4	119			81	Hunter Nigel Russel	2:59.152	2	2:59.152	+0.000
46	49	56.238	2	118	1:29.893	5	49	33.859	2	45	Gordon Wright	3:00.477	5	3:00.477	+0.000
47	118	56.503	5	45	1:29.943	5	45	34.412	5	118	John Rowe	3:01.487	5	3:01.487	+0.000



Session Start: 09:06:21 - Finish: 09:24:24

Weather/Track Conditions: Bright / Dry

Circuit: Silverstone Historic Grand Prix

Track Length: 5.857 Km - 3.6394 miles

Printed: 20-07-2018 - 11:01

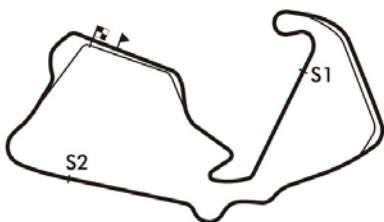


Silverstone Classic - 20 - 22 Jul 2018

FJHRA Historic Formula Junior Period E

Qualifying for Race 1 - Best Sector Times

48	12	56.765	5	47	1:35.103	5	7		
49	81	57.539	2	31	1:35.122	5	118	35.091	5
50	47	59.262	5	39	1:39.788	5	48		
51	31	59.511	5	7			47	36.699	5
52	39	1:03.514	4	13			31	38.031	5
53	22			16			22		
54	7			22			39	41.042	5
55	13			37		1	13		
56	16			48			16		
57	37		2	56			37		1
58	56			63			56		
59	63			119			63		
60	125			125			125		



Session Start: 09:06:21 - Finish: 09:24:24

Weather/Track Conditions: Bright / Dry

Circuit: Silverstone Historic Grand Prix

Track Length: 5.857 Km - 3.6394 miles

Printed: 20-07-2018 - 11:01

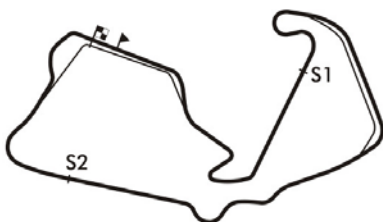


Silverstone Classic - 20 - 22 Jul 2018

FJHRA Historic Formula Junior Period E

Qualifying for Race 1 - Best Sector Times

49	Mike Gregory	3:02.192	5	2:59.361	+2.831
141	Peter Fenichel	3:03.184	4	2:58.292	+4.892
37	James McBrien	3:06.381	2		+
47	Richard Utley	3:11.064	5	3:11.064	+0.000
31	Peter Edbrooke	3:12.664	5	3:12.664	+0.000
39	David Walker	3:24.399	5	3:24.344	+0.055
7	Duncan Rabagliati				+
22	Richard Bishop-Mille				+
48	John Williams				+
119	Ralf Emmerling				+



Session Start: 09:06:21 - Finish: 09:24:24

Weather/Track Conditions: Bright / Dry

Circuit: Silverstone Historic Grand Prix

Track Length: 5.857 Km - 3.6394 miles

Printed: 20-07-2018 - 11:01

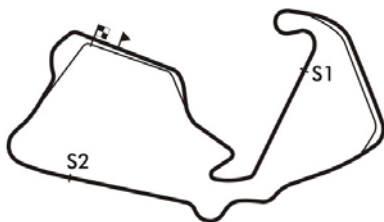


Silverstone Classic - 20 - 22 Jul 2018

FJHRA Historic Formula Junior Period E

Qualifying for Race 1 - Best Sector Speeds

	NO	SECTOR 1	MPH	NO	SECTOR 2	MPH	NO	SECTOR 3	MPH
1	33	Chris Drake	116.3	33	Chris Drake	126.1	33	Chris Drake	92.1
2	11	Will Mitcham	114.1	11	Will Mitcham	124.0	91	Peter de la Roche	89.7
3	32	Ray Mallock	113.7	32	Ray Mallock	123.8	272	Andrew Hibberd	89.5
4	8	Alex Morton	113.6	91	Peter de la Roche	120.5	11	Will Mitcham	89.4
5	115	Harindra De Silva	111.8	43	Ian Simmonds	119.8	23	Stuart Roach	89.4
6	43	Ian Simmonds	111.5	10	Mike Walker	119.6	8	Alex Morton	89.1
7	23	Stuart Roach	111.3	115	Harindra De Silva	119.0	43	Ian Simmonds	87.6
8	91	Peter de la Roche	110.6	23	Stuart Roach	118.6	5	Miles Griffiths	87.5
9	272	Andrew Hibberd	110.6	272	Andrew Hibberd	118.6	10	Mike Walker	87.5
10	3	Justin Fleming	110.2	14	Crispian Besley	118.1	14	Crispian Besley	87.4
11	2	Mark Woodhouse	108.2	3	Justin Fleming	117.9	115	Harindra De Silva	86.9
12	34	James Owen	107.2	8	Alex Morton	117.5	32	Ray Mallock	86.6
13	10	Mike Walker	106.9	2	Mark Woodhouse	116.9	34	James Owen	86.6
14	14	Crispian Besley	106.4	18	Erik Justesen	115.1	3	Justin Fleming	86.5
15	111	Nick Taylor	106.2	34	James Owen	114.5	111	Nick Taylor	85.9
16	133	Tony Best	105.5	25	Jac Nellemann	114.3	2	Mark Woodhouse	85.6
17	18	Erik Justesen	104.7	133	Tony Best	112.8	30	Trevor Griffiths	85.6
18	27	Tom De Gres	104.7	30	Trevor Griffiths	112.6	42	Jeremy Deeley	85.6
19	15	Ian Phillips	104.5	111	Nick Taylor	112.4	46	George Haynes	84.9
20	25	Jac Nellemann	104.5	15	Ian Phillips	112.0	99	Simon Jones	84.9
21	99	Simon Jones	104.5	29	William Grimshaw	112.0	29	William Grimshaw	84.7
22	29	William Grimshaw	104.4	41	Peter Knoefel	111.7	40	Chris Wilks	84.6
23	30	Trevor Griffiths	104.2	139	Robert Barrie	111.7	35	Harry Bishop	84.4
24	222	Jeremy Knight	104.2	99	Simon Jones	111.3	133	Tony Best	84.3
25	35	Harry Bishop	103.4	12	Keith Roach	111.1	139	Robert Barrie	83.7
26	221	Julian Majzub	103.1	147	Clinton McCarthy	111.1	90	Mark Haynes	83.5
27	139	Robert Barrie	102.6	28	Larry Kinch	110.9	25	Jac Nellemann	83.3
28	42	Jeremy Deeley	102.5	90	Mark Haynes	110.6	221	Julian Majzub	83.0
29	118	John Rowe	102.0	221	Julian Majzub	110.6	122	Robin Lackford	81.8
30	46	George Haynes	101.5	222	Jeremy Knight	110.6	19	Colin Mckay	81.1
31	40	Chris Wilks	100.8	35	Harry Bishop	110.0	15	Ian Phillips	80.8
32	5	Miles Griffiths	100.5	27	Tom De Gres	109.3	4	Graham Barron	80.7
33	90	Mark Haynes	100.2	42	Jeremy Deeley	109.1	45	Gordon Wright	80.6
34	4	Graham Barron	100.0	46	George Haynes	108.9	26	Roger Dexter	80.4
35	19	Colin Mckay	99.7	19	Colin Mckay	108.2	9	John Chisholm	80.3
36	122	Robin Lackford	99.7	9	John Chisholm	107.7	18	Erik Justesen	80.1
37	41	Peter Knoefel	99.4	119	Ralf Emmerling	107.0	222	Jeremy Knight	80.1
38	119	Ralf Emmerling	99.0	40	Chris Wilks	106.9	119	Ralf Emmerling	79.2
39	147	Clinton McCarthy	97.3	118	John Rowe	106.5	147	Clinton McCarthy	78.5
40	48	John Williams	97.0	5	Miles Griffiths	105.7	28	Larry Kinch	78.4



Session Start: 09:06:21 - Finish: 09:24:24

Weather/Track Conditions: Bright / Dry

Circuit: Silverstone Historic Grand Prix

Track Length: 5.857 Km - 3.6394 miles

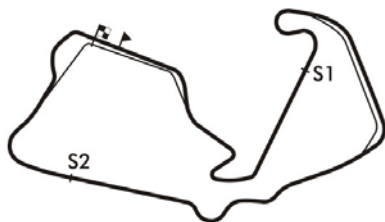
Printed: 20-07-2018 - 11:01

Silverstone Classic - 20 - 22 Jul 2018

FJHRA Historic Formula Junior Period E

Qualifying for Race 1 - Best Sector Speeds

41	26	Roger Dexter	96.6	24	Floris-Jan Hekker	105.7	24	Floris-Jan Hekker	76.9
42	141	Peter Fenichel	96.4	122	Robin Lackford	105.7	12	Keith Roach	76.8
43	49	Mike Gregory	95.1	4	Graham Barron	105.2	118	John Rowe	76.7
44	45	Gordon Wright	94.9	49	Mike Gregory	104.5	41	Peter Knoefel	76.3
45	24	Floris-Jan Hekker	94.8	45	Gordon Wright	103.4	27	Tom De Gres	76.0
46	28	Larry Kinch	94.4	48	John Williams	102.1	48	John Williams	75.4
47	81	Hunter Nigel Russell	91.8	26	Roger Dexter	101.2	49	Mike Gregory	73.9
48	12	Keith Roach	90.9	141	Peter Fenichel	100.3	141	Peter Fenichel	73.1
49	9	John Chisholm	88.3	81	Hunter Nigel Russell	99.9	31	Peter Edbrooke	72.9
50	31	Peter Edbrooke	87.6	7	Duncan Rabagliati	93.2	39	David Walker	71.4
51	47	Richard Utley	86.8	47	Richard Utley	92.4	47	Richard Utley	71.0
52	39	David Walker	83.6	39	David Walker	87.8	81	Hunter Nigel Russell	68.5
53	22	Richard Bishop-Miller	63.7	31	Peter Edbrooke	86.0	22	Richard Bishop-Miller	63.9
54	7	Duncan Rabagliati	0.0	22	Richard Bishop-Miller	76.2	7	Duncan Rabagliati	55.3
55	13	M Ian Robinson	0.0	13	M Ian Robinson	0.0	13	M Ian Robinson	0.0
56	16	Alan Baillie	0.0	16	Alan Baillie	0.0	16	Alan Baillie	0.0
57	37	James McBrien	0.0	37	James McBrien	0.0	37	James McBrien	0.0
58	56	Jeremy Deeley	0.0	56	Jeremy Deeley	0.0	56	Jeremy Deeley	0.0
59	63	Marek Reichman	0.0	63	Marek Reichman	0.0	63	Marek Reichman	0.0
60	125	Andrew Tart	0.0	125	Andrew Tart	0.0	125	Andrew Tart	0.0



Session Start: 09:06:21 - Finish: 09:24:24

Weather/Track Conditions: Bright / Dry

Circuit: Silverstone Historic Grand Prix

Track Length: 5.857 Km - 3.6394 miles

Printed: 20-07-2018 - 11:01





Silverstone Classic - 20 - 22 Jul 2018

Jim Clark Trophy For Historic Formula Junior Period E

Race 1 - Starting Grid

Sheet No: _____

Start Time : 09:03 - Heat Duration : 20 Minutes

27	53	48 John Williams	54	119 Ralf Emmerling
26	51	39 David Walker	52	7 Duncan Rabagliati
25	49	47 Richard Utley	50	31 Peter Edbrooke
24	47	141 Peter Fenichel	48	37 James McBrien
23	45	118 John Rowe	46	49 Mike Gregory
22	43	81 Hunter Nigel Russell	44	45 Gordon Wright
21	41	12 Keith Roach	42	24 Floris-Jan Hekker
20	39	28 Larry Kinch	40	9 John Chisholm
19	37	90 Mark Haynes	38	222 Jeremy Knight
18	35	147 Clinton McCarthy	36	26 Roger Dexter
17	33	19 Colin Mckay	34	27 Tom De Gres
16	31	63 Marek Reichman	32	4 Graham Barron
15	29	18 Erik Justesen	30	133 Tony Best
14	27	15 Ian Phillips	28	40 Chris Wilks
13	25	10 Mike Walker	26	41 Peter Knoefel
12	23	122 Robin Lackford	24	139 Robert Barrie
11	21	35 Harry Bishop	22	30 Trevor Griffiths

Circuit: Silverstone Historic Grand Prix
Track Length: 5.857 Km - 3.6394 miles

These results are provisional until the conclusion of any judicial and technical matters.

Clerk of the Course:

Timekeeper:

Issued at:

Julian Floyd

Nick Palmer



Silverstone Classic - 20 - 22 Jul 2018

Jim Clark Trophy For Historic Formula Junior Period E

Race 1 - Starting Grid

Sheet No:

Start Time : 09:03 - Heat Duration : 20 Minutes

10	19	43 Ian Simmonds	20	42 Jeremy Deeley
9	17	25 Jac Nellemann	18	99 Simon Jones
8	15	14 Crispian Besley	16	46 George Haynes
7	13	29 William Grimshaw	14	34 James Owen
6	11	5 Miles Griffiths	12	2 Mark Woodhouse
5	9	3 Justin Fleming	10	115 Harindra De Silva
4	7	32 Ray Mallock	8	111 Nick Taylor
3	5	23 Stuart Roach	6	8 Alex Morton
2	3	33 Chris Drake	4	91 Peter de la Roche
1	1	272 Andrew Hibberd	2	11 Will Mitcham

Pole Right

ROW



Circuit: Silverstone Historic Grand Prix
Track Length: 5.857 Km - 3.6394 miles

These results are provisional until the conclusion of any judicial and technical matters.

Clerk of the Course:

Timekeeper:

Issued at:

Julian Floyd

Nick Palmer



Silverstone Classic - 20 - 22 Jul 2018

**John Surtees Trophy For Historic Formula Junior Period E
Race 15 - Starting Grid**

Sheet No:

Start Time : 12:00 - Heat Duration : 20 Minutes

27		53 119 Ralf Emmerling	54 125 Andrew Tart
26		51 39 David Walker	52 7 Duncan Rabagliati
25		49 47 Richard Utley	50 31 Peter Edbrooke
24		47 141 Peter Fenichel	48 37 James McBrien
23		45 118 John Rowe	46 49 Mike Gregory
22		43 81 Hunter Nigel Russell	44 45 Gordon Wright
21		41 12 Keith Roach	42 24 Floris-Jan Hekker
20		39 28 Larry Kinch	40 9 John Chisholm
19		37 90 Mark Haynes	38 222 Jeremy Knight
18		35 147 Clinton McCarthy	36 26 Roger Dexter
17		33 19 Colin Mckay	34 27 Tom De Gres
16		31 63 Marek Reichman	32 4 Graham Barron
15		29 18 Erik Justesen	30 133 Tony Best
14		27 15 Ian Phillips	28 40 Chris Wilks
13		25 139 Robert Barrie	26 10 Mike Walker
12		23 30 Trevor Griffiths	24 122 Robin Lackford
11		21 221 Julian Majzub	22 35 Harry Bishop

Cars 41, 48 withdrawn. Car 125 to start from back of grid.

*Circuit: Silverstone Historic Grand Prix
Track Length: 5.857 Km - 3.6394 miles*

These results are provisional until the conclusion of any judicial and technical matters.		
Clerk of the Course: <div style="text-align: right;">Julian Floyd</div>	Timekeeper: <div style="text-align: right;">Nick Palmer</div>	Issued at:



Silverstone Classic - 20 - 22 Jul 2018

**John Surtees Trophy For Historic Formula Junior Period E
Race 15 - Starting Grid**

Sheet No:

Start Time : 12:00 - Heat Duration : 20 Minutes

10	19	43 Ian Simmonds	20	42 Jeremy Deeley
9	17	25 Jac Nellemann	18	99 Simon Jones
8	15	14 Crispian Besley	16	46 George Haynes
7	13	29 William Grimshaw	14	34 James Owen
6	11	5 Miles Griffiths	12	2 Mark Woodhouse
5	9	3 Justin Fleming	10	115 Harindra De Silva
4	7	32 Ray Mallock	8	111 Nick Taylor
3	5	23 Stuart Roach	6	8 Alex Morton
2	3	33 Chris Drake	4	91 Peter de la Roche
1	1	272 Andrew Hibberd	2	11 Will Mitcham
ROW	Pole Right			

Cars 41, 48 withdrawn. Car 125 to start from back of grid.

*Circuit: Silverstone Historic Grand Prix
Track Length: 5.857 Km - 3.6394 miles*

These results are provisional until the conclusion of any judicial and technical matters.		
Clerk of the Course: <div style="text-align: right;">Julian Floyd</div>	Timekeeper: <div style="text-align: right;">Nick Palmer</div>	Issued at:



Silverstone Classic - 20 - 22 Jul 2018

Jim Clark Trophy For Historic Formula Junior Period E Race 1 - Classification

Sheet No:

POS	NO	DRIVER/S	CLASS	CLASS POS	CAR MAKE / MODEL	TIME	LAPS	GAP	DIFF	MPH	BEST	ON
1	11	Will Mitcham	B2	1	U2 Mk2	22:28.295	9	-- 9 laps --		87.45	2:27.707	7
2	33	Chris Drake	B2	2	Terrier Mk4 Series 1	22:29.922	9	1.627	1.627	87.35	2:28.739	9
3	5	Miles Griffiths	C2	1	Lotus 18	22:30.034	9	1.739	0.112	87.34	2:28.508	9
4	91	Peter de la Roche	B2	3	Lola Mk2	22:31.811	9	3.516	1.777	87.22	2:28.666	4
5	32	Ray Mallock	B2	4	U2 Mk2	22:37.749	9	9.454	5.938	86.84	2:28.780	5
6	23	Stuart Roach	B2	5	Condor S2	22:38.411	9	10.116	0.662	86.80	2:29.089	8
7	8	Alex Morton	B2	6	Condor SII	22:43.821	9	15.526	5.410	86.46	2:29.791	8
8	14	Crispian Besley	C2	2	Cooper T56	23:25.877	9	57.582	42.056	83.87	2:33.713	6
9	2	Mark Woodhouse	B2	7	Elva 100	23:27.247	9	58.952	1.370	83.79	2:34.799	5
10	272	Andrew Hibberd	B2	8	Lola Mk2	23:36.784	9	1:08.489	9.537	83.23	2:28.550	6
11	3	Justin Fleming	B2	9	Lola Mk2	23:49.148	9	1:20.853	12.364	82.51	2:37.195	7
12	25	Jac Nellemann	B2	10	Alfa Dana FJ	23:56.058	9	1:27.763	6.910	82.11	2:37.298	5
13	115	Harindra De Silva	B2	11	Lola Mk2	23:59.848	9	1:31.553	3.790	81.89	2:36.157	8
14	42	Jeremy Deeley	C2	3	Cooper T52	24:01.205	9	1:32.910	1.357	81.82	2:37.488	9
15	99	Simon Jones	B2	12	Elva 100	24:12.624	9	1:44.329	11.419	81.17	2:40.551	6
16	29	William Grimshaw	B2	13	Moorland Mk1	24:13.100	9	1:44.805	0.476	81.14	2:36.205	8
17	15	Ian Phillips	B2	14	BMC Mk1	24:18.879	9	1:50.584	5.779	80.82	2:37.742	7
18	139	Robert Barrie	A	1	Stanguellini FJ	24:23.295	9	1:55.000	4.416	80.58	2:39.236	8
19	27	Tom De Gres	A	2	Stanguellini FJ	24:32.934	9	2:04.639	9.639	80.05	2:39.421	7
20	43	Ian Simmonds	C2	4	Envoy Mk1	24:34.460	9	2:06.165	1.526	79.97	2:37.792	9
21	18	Erik Justesen	B2	15	U2 Mk2	24:35.823	9	2:07.528	1.363	79.90	2:37.912	9
22	46	George Haynes	C2	5	Elva 200	24:39.926	9	2:11.631	4.103	79.67	2:41.526	9
23	147	Clinton McCarthy	C1	1	Lotus 18	25:07.400	9	2:39.105	27.474	78.22	2:43.507	9
24	12	Keith Roach	B2	16	Alexis Mk2	25:07.842	9	2:39.547	0.442	78.20	2:43.454	9
25	141	Peter Fenichel	C2	6	Cooper T56	25:08.384	9	2:40.089	0.542	78.17	2:43.381	5
26	28	Larry Kinch	B2	17	Gemini Mk2	22:30.552	8	-- 8 laps --	5.683	77.60	2:45.153	7
27	19	Colin Mckay	B2	18	Gemini Mk2	22:32.317	8	1.765	1.765	77.50	2:45.103	7
28	90	Mark Haynes	B2	19	Nota FJ	22:42.884	8	12.332	10.567	76.90	2:44.917	7
29	26	Roger Dexter	B2	20	Elva-DKW 100	22:44.620	8	14.068	1.736	76.81	2:46.865	7
30	40	Chris Wilks	C2	7	Deep Sanderson FJ	22:46.240	8	15.688	1.620	76.71	2:47.136	6
31	10	Mike Walker	B2	21	Bond FJ	22:53.090	8	22.538	6.850	76.33	2:38.590	8
32	9	John Chisholm	B2	22	Gemini Mk2	22:56.966	8	26.414	3.876	76.12	2:45.986	2
33	24	Floris-Jan Hekker	B2	23	Rayberg FJ	23:10.377	8	39.825	13.411	75.38	2:48.405	6
34	4	Graham Barron	B1	1	Gemini Mk2	23:45.756	8	1:15.204	35.379	73.51	2:46.201	3
35	118	John Rowe	C2	8	Lotus 18	23:47.831	8	1:17.279	2.075	73.40	2:51.901	7
36	37	James McBrien	C2	9	Elva 200	23:48.302	8	1:17.750	0.471	73.38	2:51.491	5
37	7	Duncan Rabagliati	B2	24	Alexis HF1	23:48.867	8	1:18.315	0.565	73.35	2:53.893	7
38	81	Hunter Nigel Russell	B2	25	Sadler FJ	24:12.764	8	1:42.212	23.897	72.15	2:53.975	2
39	49	Mike Gregory	C2	10	De Tomaso ISIS	24:23.215	8	1:52.663	10.451	71.63	2:57.255	4

Car 41 - Non starter

Session Start: 09:08:54 - Finish: 09:31:22

Weather/Track Conditions: Cloud / Drying

Circuit: Silverstone Historic Grand Prix

Track Length: 5.857 Km - 3.6394 miles

These results are provisional until the conclusion of any judicial and technical matters.

Clerk of the Course:

Julian Floyd

Timekeeper:

Nick Palmer

Issued at:



Silverstone Classic - 20 - 22 Jul 2018

Jim Clark Trophy For Historic Formula Junior Period E

Race 1 - Classification

Sheet No:

40	39	David Walker	C1	2	Lotus 18	22:49.574	7	-- 7 laps --	1:41.745	66.96	3:05.131	6	
41	122	Robin Lackford	B2	26	Elva 100	23:30.363	7		40.789	40.789	65.03	2:50.008	2
----- NOT CLASSIFIED -----													
DNF	111	Nick Taylor	B2		Elva 100	21:00.470	8	-- 8 laps --		83.15	2:35.156	4	
DNF	34	James Owen	B2		Gemini Mk2	18:26.199	7	-- 7 laps --	1.114	82.90	2:35.238	3	
DNF	30	Trevor Griffiths	C2		Emeryson FJ	19:16.760	7		50.561	50.561	79.28	2:40.870	4
DNF	31	Peter Edbrooke	C2		Lotus 18	22:03.952	7		3:37.753	2:47.192	69.27	3:01.920	7
DNF	47	Richard Utley	C1		Caravelle Mk1	18:57.850	6	-- 6 laps --		69.08	3:04.798	5	
DNF	133	Tony Best	C2		Lotus 18	8:17.225	3	-- 3 laps --		79.04	2:41.732	3	
DNF	45	Gordon Wright	C2		Britannia FJ	8:52.050	3		34.825	34.825	73.87	2:51.589	3
DNF	119	Ralf Emmerling	B2		Gemini Mk2	5:58.332	2	-- 2 laps --		73.12	2:48.116	2	
DNF	48	John Williams	C2		Cooper-Lancia T52	6:15.827	2		17.495	17.495	69.72	2:56.877	2
DNF	63	Marek Reichman	C2		Cooper T56	2:49.952	1	-- 1 laps --		77.09	2:49.952	1	
DNF	35	Harry Bishop	C2		Sauter 1960								
DNF	222	Jeremy Knight	B2		Elva 100								

----- FASTEST LAP SUMMARY -----

NO	DRIVER/S	CLASS	CAR MAKE / MODEL	FASTEST LAP	ON	MPH
11	Will Mitcham	B2	U2 Mk2	2:27.707	7	88.70
5	Miles Griffiths	C2	Lotus 18	2:28.508	9	88.22
139	Robert Barrie	A	Stanguellini FJ	2:39.236	8	82.28
147	Clinton McCarthy	C1	Lotus 18	2:43.507	9	80.13
4	Graham Barron	B1	Gemini Mk2	2:46.201	3	78.83

Car 41 - Non starter

Session Start: 09:08:54 - Finish: 09:31:22

Weather/Track Conditions: Cloud / Drying

Circuit: Silverstone Historic Grand Prix

Track Length: 5.857 Km - 3.6394 miles

These results are provisional until the conclusion of any judicial and technical matters.

Clerk of the Course:	Timekeeper:	Issued at:
Julian Floyd	Nick Palmer	

Silverstone Classic - 20 - 22 Jul 2018

Jim Clark Trophy For Historic Formula Junior Period E

Race 1 - Sector Analysis

2 Mark Woodhouse (B2)								Elva 100							
lap	Sect-1	Speed	Sect-2	Speed	Sect-3	Speed	Laptime Pit	lap	Sect-1	Speed	Sect-2	Speed	Sect-3	Speed	Laptime Pit
1		107.0	1:20.763	117.3	28.895	83.9	2:42.502	6	47.817	105.8	1:18.335	116.3	28.648	80.4	2:34.800
2	48.825	108.6	1:18.206	115.3	29.521	85.5	2:36.552	7	48.267	103.9	1:18.062	117.9	28.533	85.2	2:34.862
3	48.187	110.2	1:18.548	117.7	28.662	85.4	2:35.397	8	49.439	105.5	1:17.438	117.5	29.598	87.3	2:36.475
4	48.162	105.7	1:18.072	116.3	28.856	86.3	2:35.090	9	49.304	105.2	1:18.851	114.9	28.615	84.9	2:36.770
5	47.809	106.2	1:18.615	119.8	28.375	86.6	2:34.799	10							

3 Justin Fleming (B2)								Lola Mk2							
lap	Sect-1	Speed	Sect-2	Speed	Sect-3	Speed	Laptime Pit	lap	Sect-1	Speed	Sect-2	Speed	Sect-3	Speed	Laptime Pit
1		107.5	1:21.078	119.0	30.461	84.3	2:44.778	6	49.220	106.7	1:18.845	117.3	29.549	86.0	2:37.614
2	49.279	110.6	1:19.486	117.7	29.951	84.5	2:38.716	7	49.451	108.2	1:18.121	115.3	29.623	83.0	2:37.195
3	48.611	110.4	1:18.540	117.5	31.370	81.8	2:38.521	8	49.041	108.6	1:18.692	115.9	30.623	83.9	2:38.356
4	49.584	105.7	1:18.358	116.9	30.474	85.9	2:38.416	9	49.298	108.8	1:18.773	115.9	30.146	83.6	2:38.217
5	48.869	109.1	1:17.645	116.9	30.821	85.8	2:37.335	10							

4 Graham Barron (B1)								Gemini Mk2							
lap	Sect-1	Speed	Sect-2	Speed	Sect-3	Speed	Laptime Pit	lap	Sect-1	Speed	Sect-2	Speed	Sect-3	Speed	Laptime Pit
1		101.8	1:25.052	107.5	32.151	74.9	2:57.337	5	1:00.311	71.9	1:31.798	89.5	35.202	74.6	3:07.311
2	54.311	89.2	1:28.316	103.7	32.585	77.9	2:55.212	6	57.504	78.3	1:31.887	90.3	37.884	72.3	3:07.275
3	51.724	98.8	1:22.862	105.5	31.615	78.9	2:46.201	7	56.292	80.3	1:28.693	92.4	34.187	73.0	2:59.172
4	52.241	96.3	1:25.426	93.3	34.702	69.0	2:52.369	8	55.933	84.3	1:30.263	89.0	34.683	74.2	3:00.879

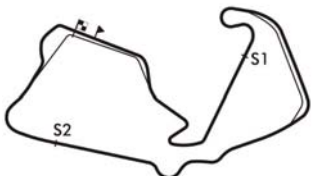
5 Miles Griffiths (C2)								Lotus 18							
lap	Sect-1	Speed	Sect-2	Speed	Sect-3	Speed	Laptime Pit	lap	Sect-1	Speed	Sect-2	Speed	Sect-3	Speed	Laptime Pit
1		112.4	1:16.515	121.6	28.246	86.5	2:35.713	6	46.675	112.8	1:13.729	121.8	28.876	88.7	2:29.280
2	47.812	113.9	1:15.039	119.2	27.750	88.0	2:30.601	7	47.193	113.9	1:13.980	122.5	28.091	88.2	2:29.264
3	47.380	111.3	1:14.201	121.1	27.464	88.7	2:29.045	8	47.993	113.2	1:14.307	119.8	27.424	89.2	2:29.724
4	46.389	113.9	1:14.327	121.8	28.346	89.0	2:29.062	9	46.770	114.3	1:13.904	123.4	27.834	88.7	2:28.508
5	46.562	114.1	1:14.582	123.6	27.693	89.0	2:28.837	10							

7 Duncan Rabagliati (B2)								Alexis HF1							
lap	Sect-1	Speed	Sect-2	Speed	Sect-3	Speed	Laptime Pit	lap	Sect-1	Speed	Sect-2	Speed	Sect-3	Speed	Laptime Pit
1		89.4	1:33.753	101.5	34.172	70.3	3:18.300	5	55.231	94.7	1:25.752	102.0	34.149	74.6	2:55.132
2	55.272	95.9	1:29.222	102.8	33.530	71.1	2:58.024	6	56.212	98.1	1:26.361	105.0	32.066	75.2	2:54.639
3	55.236	94.8	1:28.184	100.8	33.008	73.2	2:56.428	7	54.222	96.6	1:25.678	102.5	33.993	68.0	2:53.893
4	55.683	97.5	1:28.044	103.1	32.880	74.6	2:56.607	8	55.448	97.1	1:27.492	107.7	32.904	75.3	2:55.844

8 Alex Morton (B2)								Condor SII							
lap	Sect-1	Speed	Sect-2	Speed	Sect-3	Speed	Laptime Pit	lap	Sect-1	Speed	Sect-2	Speed	Sect-3	Speed	Laptime Pit
1		109.7	1:16.629	115.7	29.162	83.9	2:35.472	6	46.776	108.8	1:15.309	115.3	27.960	89.0	2:30.045
2	47.758	109.7	1:16.112	116.7	28.721	86.9	2:32.591	7	47.241	109.8	1:14.930	116.7	27.676	89.1	2:29.847
3	46.880	110.2	1:15.755	115.9	28.249	88.3	2:30.884	8	46.772	108.8	1:15.383	116.1	27.636	89.4	2:29.791
4	47.002	108.2	1:15.596	115.5	28.529	81.5	2:31.127	9	46.395	109.8	1:18.067	108.2	28.504	86.9	2:32.966
5	47.284	109.7	1:15.736	115.9	28.078	89.8	2:31.098	10							

9 John Chisholm (B2)								Gemini Mk2							
lap	Sect-1	Speed	Sect-2	Speed	Sect-3	Speed	Laptime Pit	lap	Sect-1	Speed	Sect-2	Speed	Sect-3	Speed	Laptime Pit
1		86.9	1:27.657	105.4	32.053	80.6	3:03.857	5	53.503	92.4	1:23.916	97.0	30.693	80.3	2:48.112
2	52.168	92.1	1:22.450	103.6	31.368	74.8	2:45.986	6	53.329	92.3	1:23.719	96.1	30.959	79.7	2:48.007
3	53.588	95.9	1:26.532	84.9	31.995	77.6	2:52.115	7	53.970	84.3	1:25.270	90.2	31.270	79.0	2:50.510
4	51.923	94.7	1:23.829	91.3	33.239	76.6	2:48.991	8	56.030	86.0	1:30.320	79.9	33.038	70.6	2:59.388

10 Mike Walker (B2)								Bond FJ							
lap	Sect-1	Speed	Sect-2	Speed	Sect-3	Speed	Laptime Pit	lap	Sect-1	Speed	Sect-2	Speed	Sect-3	Speed	Laptime Pit
1		96.7	1:24.462	107.5	31.643	83.1	2:56.594	5	51.629	104.2	1:19.755	117.9	29.811	86.6	2:41.195
2	50.803	101.2	1:19.669	113.0	31.692	84.8	2:42.164	6	49.225	107.0	1:20.752	111.3	31.572	79.3	2:41.549
3	49.919	107.4	1:20.414	120.9	29.921	87.5	2:40.254	7	50.105	111.1	1:19.593	121.8	29.529	87.8	2:39.227
4	49.356	105.4	2:32.432	98.1	31.729	83.5	3:53.517	8	48.652	110.4	1:20.048	103.9	29.890	86.6	2:38.590



Session Start: 09:08:54 - Finish: 09:31:22

Weather/Track Conditions: Cloud / Drying

Circuit: Silverstone Historic Grand Prix

Track Length: 5.857 Km - 3.6394 miles

Printed: 21-07-2018 - 09:37

Silverstone Classic - 20 - 22 Jul 2018

Jim Clark Trophy For Historic Formula Junior Period E

Race 1 - Sector Analysis

11 Will Mitcham (B2)								U2 Mk2							
lap	Sect-1	Speed	Sect-2	Speed	Sect-3	Speed	Laptime Pit	lap	Sect-1	Speed	Sect-2	Speed	Sect-3	Speed	Laptime Pit
1		110.0	1:16.276	122.2	28.609	87.0	2:32.388	6	46.017	112.8	1:15.017	122.5	27.858	89.8	2:28.892
2	46.966	110.0	1:14.989	121.6	28.203	88.8	2:30.158	7	45.917	112.6	1:14.311	122.5	27.479	90.3	2:27.707
3	46.175	113.9	1:14.438	125.4	28.485	89.8	2:29.098	8	46.228	112.2	1:14.384	121.8	28.126	88.4	2:28.738
4	46.221	113.9	1:14.986	115.9	27.714	89.5	2:28.921	9	46.649	110.9	1:18.723	118.6	27.764	85.5	2:33.136
5	46.031	112.6	1:15.679	121.6	27.547	89.5	2:29.257	10							

12 Keith Roach (B2)								Alexis Mk2							
lap	Sect-1	Speed	Sect-2	Speed	Sect-3	Speed	Laptime Pit	lap	Sect-1	Speed	Sect-2	Speed	Sect-3	Speed	Laptime Pit
1		98.8	1:26.694	101.5	33.933	78.3	3:05.918	6	52.752	98.1	1:21.575	107.5	31.101	80.8	2:45.428
2	52.885	84.6	1:23.869	101.4	32.606	79.2	2:49.360	7	51.865	89.7	1:21.028	115.5	31.156	77.4	2:44.049
3	51.867	96.3	1:21.963	105.8	31.489	81.5	2:45.319	8	52.271	103.6	1:20.578	111.7	31.268	75.8	2:44.117
4	50.968	99.7	1:23.198	94.7	31.705	83.4	2:45.871	9	51.612	104.7	1:20.529	107.0	31.313	80.9	2:43.454
5	52.193	91.1	1:21.801	113.9	30.332	83.4	2:44.326	10							

14 Crispian Besley (C2)								Cooper T56							
lap	Sect-1	Speed	Sect-2	Speed	Sect-3	Speed	Laptime Pit	lap	Sect-1	Speed	Sect-2	Speed	Sect-3	Speed	Laptime Pit
1		107.9	1:18.935	118.4	29.536	84.5	2:42.066	6	47.711	108.9	1:16.917	117.1	29.085	84.8	2:33.713
2	48.635	106.9	1:17.551	117.1	30.198	85.1	2:36.384	7	48.593	107.7	1:17.709	117.7	28.845	84.4	2:35.147
3	48.660	105.0	1:18.587	117.1	29.328	87.0	2:36.575	8	49.604	105.7	1:16.960	117.1	30.008	83.9	2:36.572
4	48.095	108.8	1:17.244	117.1	30.118	84.9	2:35.457	9	49.166	105.2	1:17.090	117.1	29.356	82.4	2:35.612
5	47.685	108.8	1:17.602	117.5	29.064	88.8	2:34.351	10							

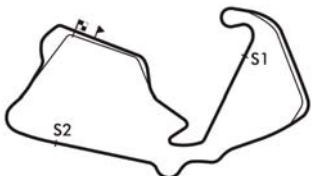
15 Ian Phillips (B2)								BMC Mk1							
lap	Sect-1	Speed	Sect-2	Speed	Sect-3	Speed	Laptime Pit	lap	Sect-1	Speed	Sect-2	Speed	Sect-3	Speed	Laptime Pit
1		93.6	1:23.633	114.7	31.465	81.6	2:54.220	6	49.359	100.2	1:20.831	106.0	30.130	85.5	2:40.320
2	51.220	102.5	1:21.347	115.3	31.297	84.0	2:43.864	7	49.775	104.9	1:18.030	114.1	29.937	81.9	2:37.742
3	50.709	103.1	1:22.005	105.7	31.057	84.4	2:43.771	8	49.503	105.2	1:18.981	114.3	29.736	83.0	2:38.220
4	50.677	104.9	1:18.858	111.3	30.224	84.2	2:39.759	9	49.566	104.4	1:20.436	109.5	30.067	79.1	2:40.069
5	50.085	99.4	1:20.522	113.9	30.307	84.8	2:40.914	10							

18 Erik Justesen (B2)								U2 Mk2							
lap	Sect-1	Speed	Sect-2	Speed	Sect-3	Speed	Laptime Pit	lap	Sect-1	Speed	Sect-2	Speed	Sect-3	Speed	Laptime Pit
1		101.5	1:24.096	115.7	32.214	74.2	2:56.016	6	50.736	104.5	1:19.119	116.1	30.286	79.0	2:40.141
2	53.426	100.3	1:23.262	115.3	31.853	78.3	2:48.541	7	51.217	104.7	1:20.434	116.5	29.772	84.5	2:41.423
3	52.190	104.0	1:22.964	105.2	32.028	81.6	2:47.182	8	50.141	107.7	1:19.162	116.3	30.161	82.0	2:39.464
4	51.111	103.4	1:20.765	114.7	31.598	82.6	2:43.474	9	49.712	107.0	1:18.834	115.5	29.366	85.4	2:37.912
5	50.823	105.2	1:20.176	115.9	30.671	79.9	2:41.670	10							

19 Colin Mckay (B2)								Gemini Mk2							
lap	Sect-1	Speed	Sect-2	Speed	Sect-3	Speed	Laptime Pit	lap	Sect-1	Speed	Sect-2	Speed	Sect-3	Speed	Laptime Pit
1		100.2	1:24.081	111.1	32.037	75.6	2:57.781	5	52.776	100.9	1:23.140	110.0	31.337	82.2	2:47.253
2	53.254	98.5	1:23.435	107.0	32.606	78.8	2:49.295	6	52.252	100.3	1:22.424	108.8	31.277	79.7	2:45.953
3	53.874	98.1	1:23.736	109.3	32.366	80.0	2:49.976	7	52.245	99.6	1:21.721	109.3	31.137	82.3	2:45.103
4	53.643	100.0	1:23.346	105.8	31.462	82.4	2:48.451	8	53.422	98.4	1:23.631	108.1	31.452	79.7	2:48.505

23 Stuart Roach (B2)								Condor S2							
lap	Sect-1	Speed	Sect-2	Speed	Sect-3	Speed	Laptime Pit	lap	Sect-1	Speed	Sect-2	Speed	Sect-3	Speed	Laptime Pit
1		109.7	1:16.514	117.3	27.996	88.7	2:33.396	6	47.082	108.1	1:15.371	117.7	28.075	87.8	2:30.528
2	46.890	109.5	1:15.722	116.7	28.284	88.1	2:30.896	7	48.169	107.7	1:14.946	117.5	27.484	89.4	2:30.599
3	46.998	110.4	1:15.519	118.8	27.895	87.7	2:30.412	8	46.470	111.7	1:15.472	117.5	27.147	88.5	2:29.089
4	47.103	109.8	1:16.007	117.7	28.836	87.4	2:31.946	9	46.579	110.7	1:15.576	119.4	27.209	88.4	2:29.364
5	48.384	109.3	1:15.888	116.7	27.909	88.1	2:32.181	10							

24 Floris-Jan Hekker (B2)								Rayberg FJ							
lap	Sect-1	Speed	Sect-2	Speed	Sect-3	Speed	Laptime Pit	lap	Sect-1	Speed	Sect-2	Speed	Sect-3	Speed	Laptime Pit
1		95.2	1:27.257	107.4	33.284	75.8	3:06.853	5	52.984	99.6	1:24.197	106.2	32.943	74.1	2:50.124
2	53.375	88.9	1:25.058	109.3	32.672	75.2	2:51.105	6	52.619	99.6	1:23.980	107.9	31.806	75.7	2:48.405
3	1:02.411	98.5	1:24.892	106.4	33.017	74.1	3:00.320	7	53.614	102.0	1:23.912	110.2	31.199	74.2	2:48.725
4	54.838	94.0	1:26.761	108.1	32.506	77.6	2:54.105	8	53.624	98.8	1:24.886	108.8	32.230	78.1	2:50.740



Session Start: 09:08:54 - Finish: 09:31:22

Weather/Track Conditions: Cloud / Drying

Circuit: Silverstone Historic Grand Prix

Track Length: 5.857 Km - 3.6394 miles

Printed: 21-07-2018 - 09:37

Silverstone Classic - 20 - 22 Jul 2018

Jim Clark Trophy For Historic Formula Junior Period E

Race 1 - Sector Analysis

25 Jac Nellemann (B2)							Alfa Dana FJ										
lap	Sect-1	Speed	Sect-2	Speed	Sect-3	Speed	Laptime	Pit	lap	Sect-1	Speed	Sect-2	Speed	Sect-3	Speed	Laptime	Pit
1		106.9	1:19.525	115.7	30.175	84.0	2:45.000		6	49.119	106.9	1:19.012	116.1	29.657	84.5	2:37.788	
2	50.466	105.7	1:18.848	115.7	29.612	85.4	2:38.926		7	50.155	105.4	1:18.893	114.3	29.670	84.3	2:38.718	
3	49.333	105.7	1:18.538	115.9	30.343	77.9	2:38.214		8	49.744	105.0	1:19.816	113.4	29.887	80.4	2:39.447	
4	50.412	105.7	1:18.546	114.5	29.887	83.1	2:38.845		9	51.602	103.2	1:20.036	112.2	30.184	82.2	2:41.822	
5	49.427	105.5	1:17.927	114.5	29.944	84.4	2:37.298		10								

26 Roger Dexter (B2)							Elva-DKW 100										
lap	Sect-1	Speed	Sect-2	Speed	Sect-3	Speed	Laptime	Pit	lap	Sect-1	Speed	Sect-2	Speed	Sect-3	Speed	Laptime	Pit
1		93.3	1:26.076	105.0	31.818	73.4	3:01.030		5	54.889	91.2	1:23.611	102.0	30.318	81.0	2:48.818	
2	55.569	94.4	1:24.136	103.6	32.421	80.8	2:52.126		6	53.017	95.5	1:24.585	102.5	31.364	81.0	2:48.966	
3	53.733	96.6	1:24.552	103.2	31.166	80.2	2:49.451		7	52.745	88.2	1:23.893	102.5	30.227	82.3	2:46.865	
4	53.578	95.7	1:23.497	98.4	31.762	76.6	2:48.837		8	52.227	94.3	1:24.529	101.8	31.771	79.0	2:48.527	

27 Tom De Gres (A)							Stanguellini FJ										
lap	Sect-1	Speed	Sect-2	Speed	Sect-3	Speed	Laptime	Pit	lap	Sect-1	Speed	Sect-2	Speed	Sect-3	Speed	Laptime	Pit
1		94.9	1:25.969	113.9	32.567	71.3	3:00.649		6	50.749	104.9	1:19.273	115.5	29.896	80.3	2:39.918	
2	51.874	100.8	1:21.772	115.1	30.909	78.7	2:44.555		7	50.690	104.9	1:19.205	114.7	29.526	81.9	2:39.421	
3	51.953	102.1	1:22.182	113.0	30.488	80.5	2:44.623		8	49.833	105.4	1:22.691	114.3	29.449	81.5	2:41.973	
4	50.777	105.2	1:20.487	114.9	30.116	77.8	2:41.380		9	50.589	103.9	1:19.737	114.9	29.607	82.2	2:39.933	
5	51.309	104.2	1:19.633	115.5	29.540	80.6	2:40.482		10								

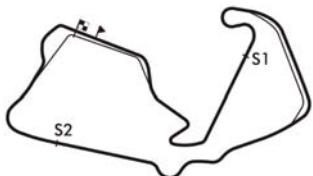
28 Larry Kinch (B2)							Gemini Mk2										
lap	Sect-1	Speed	Sect-2	Speed	Sect-3	Speed	Laptime	Pit	lap	Sect-1	Speed	Sect-2	Speed	Sect-3	Speed	Laptime	Pit
1		92.1	1:26.696	105.0	32.211	75.4	3:02.279		5	52.079	103.1	1:23.552	108.9	31.677	79.0	2:47.308	
2	52.417	93.9	1:23.204	112.0	31.788	78.6	2:47.409		6	53.157	102.5	1:22.622	112.2	30.943	78.6	2:46.722	
3	52.914	102.5	1:23.862	111.1	31.492	77.1	2:48.268		7	51.816	103.7	1:22.660	112.6	30.677	80.0	2:45.153	
4	52.245	102.0	1:23.299	108.9	31.706	79.6	2:47.250		8	52.452	102.5	1:22.005	111.5	31.706	72.6	2:46.163	

29 William Grimshaw (B2)							Moorland Mk1										
lap	Sect-1	Speed	Sect-2	Speed	Sect-3	Speed	Laptime	Pit	lap	Sect-1	Speed	Sect-2	Speed	Sect-3	Speed	Laptime	Pit
1		95.3	1:23.761	116.1	31.359	82.3	2:53.075		6	50.146	104.0	1:22.782	112.2	29.065	86.3	2:41.993	
2	51.581	107.4	1:21.458	109.7	31.179	83.2	2:44.218		7	49.611	104.0	1:18.759	113.7	29.807	83.2	2:38.177	
3	50.010	101.7	1:20.252	114.5	30.066	86.5	2:40.328		8	49.598	104.9	1:17.695	113.9	28.912	83.0	2:36.205	
4	50.533	102.0	1:21.228	113.6	29.443	84.3	2:41.204		9	49.215	106.4	1:19.382	114.5	30.083	83.1	2:38.680	
5	51.146	106.0	1:18.958	113.6	29.116	84.4	2:39.220		10								

30 Trevor Griffiths (C2)							Emeryson FJ										
lap	Sect-1	Speed	Sect-2	Speed	Sect-3	Speed	Laptime	Pit	lap	Sect-1	Speed	Sect-2	Speed	Sect-3	Speed	Laptime	Pit
1		98.5	1:22.776	108.8	31.633	79.4	2:52.104		5	50.309	99.3	1:21.157	106.0	30.032	80.8	2:41.498	
2	51.952	100.2	1:21.799	108.2	30.366	83.7	2:44.117		6	51.097	98.1	1:23.260	105.5	31.299	81.2	2:45.656	
3	50.772	102.1	1:20.878	107.7	30.635	85.3	2:42.285		7	51.349	96.7	1:27.289	98.7	31.592	76.3	2:50.230	
4	51.039	101.7	1:20.126	111.3	29.705	85.8	2:40.870		8								

31 Peter Edbrooke (C2)							Lotus 18										
lap	Sect-1	Speed	Sect-2	Speed	Sect-3	Speed	Laptime	Pit	lap	Sect-1	Speed	Sect-2	Speed	Sect-3	Speed	Laptime	Pit
1		83.8	1:32.553	92.3	39.269	75.7	3:24.702		5	56.517	87.5	1:32.288	94.3	36.909	76.1	3:05.714	
2	56.838	83.7	1:33.643	96.7	39.440	76.3	3:09.921		6	58.482	89.0	1:32.616	94.9	38.022	68.6	3:09.120	
3	58.223	88.2	1:28.162	102.3	37.227	77.3	3:03.612		7	55.172	93.3	1:31.602	91.6	35.146	80.1	3:01.920	
4	54.876	94.0	1:33.337	76.3	40.750	70.3	3:08.963		8								

32 Ray Mallock (B2)							U2 Mk2										
lap	Sect-1	Speed	Sect-2	Speed	Sect-3	Speed	Laptime	Pit	lap	Sect-1	Speed	Sect-2	Speed	Sect-3	Speed	Laptime	Pit
1		110.4	1:16.461	126.9	28.328	86.4	2:35.059		6	47.001	114.7	1:14.899	125.0	29.035	78.6	2:30.935	
2	47.073	116.1	1:15.204	124.7	27.974	90.8	2:30.251		7	48.363	115.7	1:14.902	124.3	28.196	80.6	2:31.461	
3	46.195	117.3	1:14.689	122.9	27.977	91.2	2:28.861		8	47.492	113.4	1:15.456	123.4	27.726	87.6	2:30.674	
4	45.999	114.3	1:14.978	122.5	29.025	89.2	2:30.002		9	47.135	112.6	1:16.874	122.0	27.717	86.0	2:31.726	
5	45.891	114.3	1:15.292	125.2	27.597	90.9	2:28.780		10								



Session Start: 09:08:54 - Finish: 09:31:22

Weather/Track Conditions: Cloud / Drying

Circuit: Silverstone Historic Grand Prix

Track Length: 5.857 Km - 3.6394 miles

Printed: 21-07-2018 - 09:37

Silverstone Classic - 20 - 22 Jul 2018

Jim Clark Trophy For Historic Formula Junior Period E

Race 1 - Sector Analysis

33 Chris Drake (B2)								Terrier Mk4 Series 1							
lap	Sect-1	Speed	Sect-2	Speed	Sect-3	Speed	Laptime Pit	lap	Sect-1	Speed	Sect-2	Speed	Sect-3	Speed	Laptime Pit
1		113.2	1:15.128	126.4	28.359	89.2	2:31.580	6	46.333	115.1	1:14.368	126.4	29.522	89.8	2:30.223
2	46.621	107.0	1:15.635	123.6	28.062	89.6	2:30.318	7	46.801	113.6	1:14.358	126.4	28.630	90.1	2:29.789
3	46.115	113.7	1:15.035	123.4	28.229	90.7	2:29.379	8	47.399	114.1	1:14.180	123.1	27.509	91.6	2:29.088
4	46.590	113.0	1:14.843	116.5	29.329	90.9	2:30.762	9	46.511	116.1	1:14.207	125.2	28.021	80.1	2:28.739
5	46.246	115.7	1:15.918	123.8	27.880	91.6	2:30.044	10							

34 James Owen (B2)								Gemini Mk2							
lap	Sect-1	Speed	Sect-2	Speed	Sect-3	Speed	Laptime Pit	lap	Sect-1	Speed	Sect-2	Speed	Sect-3	Speed	Laptime Pit
1		105.5	1:20.358	118.8	30.386	86.7	2:45.206	5	50.785	100.8	1:17.326	114.5	28.504	88.1	2:36.615
2	49.282	109.1	1:17.359	106.4	29.356	86.8	2:35.997	6	50.534	101.2	1:18.612	114.1	29.144	84.9	2:38.290
3	48.472	105.8	1:17.315	115.1	29.451	86.0	2:35.238	7	49.941	96.4	1:19.361	118.1	29.447	86.0	2:38.749
4	49.270	105.7	1:17.844	114.5	28.990	88.7	2:36.104	8							

35 Harry Bishop (C2)								Sauter 1960							
lap	Sect-1	Speed	Sect-2	Speed	Sect-3	Speed	Laptime Pit	lap	Sect-1	Speed	Sect-2	Speed	Sect-3	Speed	Laptime Pit
1								1							

37 James McBrien (C2)								Elva 200							
lap	Sect-1	Speed	Sect-2	Speed	Sect-3	Speed	Laptime Pit	lap	Sect-1	Speed	Sect-2	Speed	Sect-3	Speed	Laptime Pit
1		89.1	1:32.789	105.2	36.740	67.2	3:20.750	5	54.796	101.1	1:22.907	106.7	33.788	76.2	2:51.491
2	55.266	95.7	1:27.814	101.5	35.075	66.1	2:58.155	6	56.517	97.5	1:27.225	101.5	32.342	79.0	2:56.084
3	54.299	93.2	1:27.313	97.7	34.653	74.2	2:56.265	7	53.837	92.2	1:24.978	108.6	33.939	72.6	2:52.754
4	55.469	98.8	1:27.805	100.9	33.883	75.5	2:57.157	8	54.843	93.5	1:27.951	106.0	32.852	77.0	2:55.646

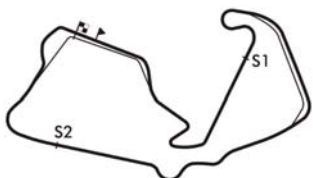
39 David Walker (C1)								Lotus 18							
lap	Sect-1	Speed	Sect-2	Speed	Sect-3	Speed	Laptime Pit	lap	Sect-1	Speed	Sect-2	Speed	Sect-3	Speed	Laptime Pit
1		76.0	1:37.845	84.3	40.832	69.5	3:39.457	5	56.424	84.3	1:34.608	87.6	40.437	70.6	3:11.469
2	59.120	82.6	1:35.321	87.7	39.930	72.2	3:14.371	6	57.738	87.0	1:30.443	97.8	36.950	74.6	3:05.131
3	57.277	85.4	1:36.419	80.0	42.410	68.5	3:16.106	7	58.877	87.5	1:33.692	93.3	39.149	73.8	3:11.718
4	57.632	81.7	1:35.671	102.5	38.019	75.4	3:11.322	8							

40 Chris Wilks (C2)								Deep Sanderson FJ							
lap	Sect-1	Speed	Sect-2	Speed	Sect-3	Speed	Laptime Pit	lap	Sect-1	Speed	Sect-2	Speed	Sect-3	Speed	Laptime Pit
1		92.6	1:25.436	108.8	32.111	80.0	2:59.050	5	55.223	91.4	1:25.507	101.4	30.735	81.9	2:51.465
2	52.439	98.1	1:24.398	106.4	32.333	80.2	2:49.170	6	53.224	93.1	1:23.362	101.4	30.550	81.3	2:47.136
3	53.199	93.5	1:26.282	101.8	31.424	81.5	2:50.905	7	53.364	93.1	1:24.480	101.1	30.860	82.1	2:48.704
4	52.835	94.1	1:25.243	101.1	33.488	75.1	2:51.566	8	53.319	94.1	1:23.888	101.7	31.037	79.6	2:48.244

42 Jeremy Deeley (C2)								Cooper T52							
lap	Sect-1	Speed	Sect-2	Speed	Sect-3	Speed	Laptime Pit	lap	Sect-1	Speed	Sect-2	Speed	Sect-3	Speed	Laptime Pit
1		100.8	1:22.888	113.2	31.577	82.8	2:51.352	6	49.351	105.8	1:19.456	113.7	29.457	84.5	2:38.264
2	49.650	100.2	1:20.835	114.1	29.620	86.1	2:40.105	7	49.888	102.0	1:19.977	114.9	29.552	87.0	2:39.417
3	49.813	105.2	1:19.939	114.1	30.255	85.2	2:40.007	8	49.236	106.0	1:19.523	113.9	29.028	85.5	2:37.787
4	49.770	105.2	1:19.400	114.9	29.438	84.6	2:38.608	9	49.107	105.5	1:19.308	114.9	29.073	87.3	2:37.488
5	49.563	105.7	1:19.024	117.1	29.590	84.2	2:38.177	10							

43 Ian Simmonds (C2)								Envoy Mk1							
lap	Sect-1	Speed	Sect-2	Speed	Sect-3	Speed	Laptime Pit	lap	Sect-1	Speed	Sect-2	Speed	Sect-3	Speed	Laptime Pit
1		95.2	1:23.136	119.6	31.597	85.3	2:51.882	6	49.116	110.4	1:19.740	119.6	29.728	84.9	2:38.584
2	49.716	106.2	1:20.722	118.4	30.293	86.9	2:40.731	7	50.323	110.6	1:19.201	119.6	29.707	88.1	2:39.231
3	49.257	108.2	1:20.077	120.1	30.662	86.8	2:39.996	8	48.922	111.3	1:20.586	117.9	30.067	86.0	2:39.575
4	48.962	106.9	1:19.603	119.8	30.134	86.7	2:38.699	9	49.279	110.6	1:18.768	119.2	29.745	86.1	2:37.792
5	48.879	109.7	1:19.531	119.4	29.560	86.6	3:07.970	10							

45 Gordon Wright (C2)								Britannia FJ							
lap	Sect-1	Speed	Sect-2	Speed	Sect-3	Speed	Laptime Pit	lap	Sect-1	Speed	Sect-2	Speed	Sect-3	Speed	Laptime Pit
1		86.6	1:27.495	108.6	33.644	80.7	3:08.479	3	52.955	101.1	1:24.975	110.4	33.659	83.3	2:51.589
2	52.412	89.6	1:26.447	113.6	33.123	80.3	2:51.982	4							



Session Start: 09:08:54 - Finish: 09:31:22

Weather/Track Conditions: Cloud / Drying

Circuit: Silverstone Historic Grand Prix

Track Length: 5.857 Km - 3.6394 miles

Printed: 21-07-2018 - 09:37

Silverstone Classic - 20 - 22 Jul 2018

Jim Clark Trophy For Historic Formula Junior Period E

Race 1 - Sector Analysis

46 George Haynes (C2)								Elva 200							
lap	Sect-1	Speed	Sect-2	Speed	Sect-3	Speed	Laptime Pit	lap	Sect-1	Speed	Sect-2	Speed	Sect-3	Speed	Laptime Pit
1		101.7	1:22.572	107.4	30.571	84.1	2:49.227	6	51.619	98.0	1:21.583	107.9	30.504	80.6	2:43.706
2	51.237	99.6	1:22.875	108.2	31.332	81.6	2:45.444	7	52.682	99.1	1:20.731	107.9	29.331	84.7	2:42.744
3	51.470	99.4	1:24.059	107.7	30.601	82.5	2:46.130	8	51.141	98.5	1:22.547	108.1	30.717	83.9	2:44.405
4	52.622	97.7	1:22.287	107.7	29.595	85.2	2:44.504	9	50.692	100.9	1:20.911	102.8	29.923	83.9	2:41.526
5	51.050	99.1	1:21.393	108.1	29.797	83.9	2:42.240	10							

47 Richard Utley (C1)								Caravelle Mk1							
lap	Sect-1	Speed	Sect-2	Speed	Sect-3	Speed	Laptime Pit	lap	Sect-1	Speed	Sect-2	Speed	Sect-3	Speed	Laptime Pit
1		86.7	1:34.646	98.0	38.303	70.1	3:22.399	4	57.060	87.6	1:31.412	94.7	36.542	73.9	3:05.014
2	57.914	81.3	1:34.302	94.9	37.505	69.3	3:09.721	5	56.228	91.2	1:32.231	103.2	36.339	74.2	3:04.798
3	1:01.710	91.1	1:31.849	95.5	35.920	74.7	3:09.479	6	59.590	92.8	1:31.722	87.2	35.127	75.9	3:06.439

48 John Williams (C2)								Cooper-Lancia T52							
lap	Sect-1	Speed	Sect-2	Speed	Sect-3	Speed	Laptime Pit	lap	Sect-1	Speed	Sect-2	Speed	Sect-3	Speed	Laptime Pit
1		97.4	1:31.185	104.2	36.153	74.2	3:18.950	2	54.615	97.0	1:27.756	104.9	34.506	75.3	2:56.877

49 Mike Gregory (C2)								De Tomaso ISIS							
lap	Sect-1	Speed	Sect-2	Speed	Sect-3	Speed	Laptime Pit	lap	Sect-1	Speed	Sect-2	Speed	Sect-3	Speed	Laptime Pit
1		87.4	1:29.335	105.0	35.066	74.0	3:12.500	5	55.689	93.3	1:28.929	104.9	34.723	74.2	2:59.341
2	56.373	93.6	1:28.348	105.2	34.497	74.0	2:59.218	6	55.889	87.2	1:28.297	106.4	33.719	77.2	2:57.905
3	56.237	84.1	1:32.016	98.1	34.300	75.5	3:02.553	7	55.511	85.5	1:30.055	102.3	33.491	73.2	2:59.057
4	54.939	93.9	1:28.855	107.5	33.461	72.4	2:57.255	8	1:10.344	87.8	1:30.675	104.2	34.367	72.5	3:15.386

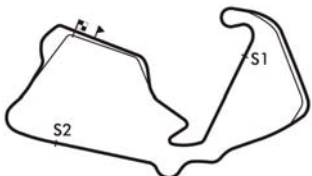
63 Marek Reichman (C2)								Cooper T56							
lap	Sect-1	Speed	Sect-2	Speed	Sect-3	Speed	Laptime Pit	lap	Sect-1	Speed	Sect-2	Speed	Sect-3	Speed	Laptime Pit
1		99.6	1:21.710	115.9	31.389	84.6	2:49.952	2							

81 Hunter Nigel Russell (B2)								Sadler FJ							
lap	Sect-1	Speed	Sect-2	Speed	Sect-3	Speed	Laptime Pit	lap	Sect-1	Speed	Sect-2	Speed	Sect-3	Speed	Laptime Pit
1		92.1	1:28.686	102.3	33.748	73.6	3:09.419	5	57.942	82.8	1:31.669	90.1	33.193	69.4	3:02.804
2	55.540	91.6	1:26.599	99.9	31.836	77.1	2:53.975	6	1:00.565	84.2	1:34.293	88.0	35.074	71.5	3:09.932
3	54.970	90.3	1:27.644	94.1	32.673	72.5	2:55.287	7	59.295	82.3	1:29.799	90.1	32.971	73.5	3:02.065
4	55.989	88.3	1:29.236	90.8	33.074	72.6	2:58.299	8	59.046	83.2	1:29.120	89.4	32.817	70.7	3:00.983

90 Mark Haynes (B2)								Nota FJ							
lap	Sect-1	Speed	Sect-2	Speed	Sect-3	Speed	Laptime Pit	lap	Sect-1	Speed	Sect-2	Speed	Sect-3	Speed	Laptime Pit
1		96.0	1:27.851	110.2	33.609	80.3	3:05.114	5	53.369	98.0	1:23.976	110.0	31.617	82.7	2:48.962
2	52.599	91.4	1:24.468	111.7	32.638	81.3	2:49.705	6	51.647	97.3	1:23.018	111.3	32.059	83.4	2:46.724
3	52.436	91.2	1:25.126	112.2	32.466	80.8	2:50.028	7	51.423	100.2	1:22.141	111.5	31.353	82.1	2:44.917
4	52.464	98.8	1:23.349	110.9	32.327	80.5	2:48.140	8	52.623	98.1	1:24.769	109.1	31.902	81.3	2:49.294

91 Peter de la Roche (B2)								Lola Mk2							
lap	Sect-1	Speed	Sect-2	Speed	Sect-3	Speed	Laptime Pit	lap	Sect-1	Speed	Sect-2	Speed	Sect-3	Speed	Laptime Pit
1		110.6	1:15.734	119.4	28.337	89.8	2:33.643	6	47.224	110.7	1:14.171	121.1	29.316	89.6	2:30.711
2	47.194	110.9	1:15.142	115.7	28.612	90.0	2:30.948	7	47.498	111.3	1:14.339	121.1	28.119	83.8	2:29.956
3	46.936	109.1	1:15.068	122.2	27.804	90.3	2:29.808	8	47.416	110.6	1:13.851	120.3	27.852	91.6	2:29.119
4	46.551	111.3	1:14.302	123.6	27.813	90.3	2:28.666	9	47.306	111.7	1:14.110	120.5	28.363	85.7	2:29.779
5	46.411	111.3	1:15.251	121.8	27.519	88.9	2:29.181	10							

99 Simon Jones (B2)								Elva 100							
lap	Sect-1	Speed	Sect-2	Speed	Sect-3	Speed	Laptime Pit	lap	Sect-1	Speed	Sect-2	Speed	Sect-3	Speed	Laptime Pit
1		105.7	1:20.730	114.5	30.042	79.1	2:45.747	6	49.686	104.9	1:20.555	112.4	30.310	78.8	2:40.551
2	50.274	106.7	1:19.708	113.6	30.840	79.1	2:40.822	7	50.655	102.8	1:20.515	111.5	29.729	79.2	2:40.899
3	50.106	103.9	1:20.328	111.7	30.167	82.2	2:40.601	8	50.491	103.2	1:20.511	111.1	29.964	82.2	2:40.966
4	49.921	102.9	1:20.880	110.7	30.077	78.2	2:40.878	9	50.792	102.9	1:20.677	111.7	29.913	77.1	2:41.382
5	50.346	102.5	1:20.036	110.9	30.396	82.3	2:40.778	10							



Session Start: 09:08:54 - Finish: 09:31:22

Weather/Track Conditions: Cloud / Drying

Circuit: Silverstone Historic Grand Prix

Track Length: 5.857 Km - 3.6394 miles

Printed: 21-07-2018 - 09:37

Silverstone Classic - 20 - 22 Jul 2018

Jim Clark Trophy For Historic Formula Junior Period E

Race 1 - Sector Analysis

111 Nick Taylor (B2)								Elva 100							
lap	Sect-1	Speed	Sect-2	Speed	Sect-3	Speed	Laptime Pit	lap	Sect-1	Speed	Sect-2	Speed	Sect-3	Speed	Laptime Pit
1		105.5	1:21.580	113.2	29.465	84.6	2:43.134	5	49.046	102.3	1:19.211	114.5	28.466	86.1	2:36.723
2	49.273	105.5	1:19.487	107.5	30.081	85.4	2:38.841	6	49.225	102.1	1:19.580	115.5	29.094	85.7	2:37.899
3	48.667	105.4	1:18.414	113.2	28.958	85.6	2:36.039	7	49.284	102.3	1:19.583	114.1	28.426	86.3	2:37.293
4	48.551	105.0	1:17.992	113.9	28.613	85.8	2:35.156	8	48.500	104.4	1:18.292	113.7	28.593	83.5	2:35.385

115 Harindra De Silva (B2)								Lola Mk2							
lap	Sect-1	Speed	Sect-2	Speed	Sect-3	Speed	Laptime Pit	lap	Sect-1	Speed	Sect-2	Speed	Sect-3	Speed	Laptime Pit
1		92.4	1:23.013	112.4	31.711	82.4	2:50.884	6	48.245	106.5	1:18.779	121.1	29.363	86.9	2:36.387
2	50.592	100.0	1:21.495	120.7	31.238	82.4	2:43.325	7	49.214	112.4	1:18.601	119.8	30.498	86.9	2:38.313
3	49.772	108.8	1:20.147	119.6	30.580	85.4	2:40.499	8	48.550	111.8	1:17.805	120.5	29.802	86.4	2:36.157
4	49.271	110.6	1:19.011	120.7	30.300	85.1	2:38.582	9	49.310	112.0	1:19.239	120.1	29.897	86.5	2:38.446
5	48.311	112.2	1:19.034	120.1	29.910	85.5	2:37.255	10							

118 John Rowe (C2)								Lotus 18							
lap	Sect-1	Speed	Sect-2	Speed	Sect-3	Speed	Laptime Pit	lap	Sect-1	Speed	Sect-2	Speed	Sect-3	Speed	Laptime Pit
1		86.8	1:31.135	107.7	34.906	77.5	3:15.561	5	53.525	102.8	1:26.159	107.5	33.772	78.4	2:53.456
2	56.556	97.7	1:27.862	106.2	34.290	77.8	2:58.708	6	57.162	96.0	1:26.063	111.3	33.180	81.5	2:56.405
3	54.488	94.5	1:29.393	110.0	33.877	80.0	2:57.758	7	53.112	100.3	1:26.097	113.9	32.692	79.6	2:51.901
4	54.779	98.0	1:28.301	113.0	33.255	81.9	2:56.335	8	57.116	98.3	1:27.222	108.4	33.369	77.1	2:57.707

119 Ralf Emmerling (B2)								Gemini Mk2							
lap	Sect-1	Speed	Sect-2	Speed	Sect-3	Speed	Laptime Pit	lap	Sect-1	Speed	Sect-2	Speed	Sect-3	Speed	Laptime Pit
1		90.1	1:26.978	108.6	33.204	77.0	3:10.216	2	52.175	88.3	1:23.873	108.4	32.068	77.4	2:48.116

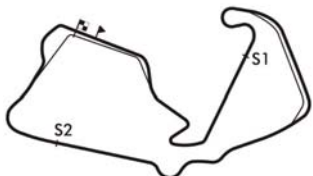
122 Robin Lackford (B2)								Elva 100							
lap	Sect-1	Speed	Sect-2	Speed	Sect-3	Speed	Laptime Pit	lap	Sect-1	Speed	Sect-2	Speed	Sect-3	Speed	Laptime Pit
1		98.7	1:26.151	108.8	31.430	72.1	2:56.228	5	54.093	92.3	1:26.325	103.4	32.437	63.4	2:52.855
2	53.269	95.5	1:24.793	106.0	31.946	74.7	2:50.008	6	57.319	89.4	1:26.940	100.6	32.724	74.0	2:56.983
3	59.169	83.5	4:32.957	103.9	31.365	80.0	6:03.491 P	7	56.386	89.0	1:29.768	99.0	34.579	69.7	3:00.733
4	53.504	93.1	1:25.285	105.0	31.276	80.8	2:50.065	8							

133 Tony Best (C2)								Lotus 18							
lap	Sect-1	Speed	Sect-2	Speed	Sect-3	Speed	Laptime Pit	lap	Sect-1	Speed	Sect-2	Speed	Sect-3	Speed	Laptime Pit
1		102.1	1:22.481	116.5	31.462	84.2	2:52.465	3	50.514	104.5	1:20.920	113.0	30.298	84.8	2:41.732
2	51.573	104.9	1:20.918	114.9	30.537	84.5	2:43.028	4							

139 Robert Barrie (A)								Stanguellini FJ							
lap	Sect-1	Speed	Sect-2	Speed	Sect-3	Speed	Laptime Pit	lap	Sect-1	Speed	Sect-2	Speed	Sect-3	Speed	Laptime Pit
1		105.2	1:25.197	113.4	30.644	84.6	2:53.698	6	49.997	103.6	1:20.716	112.4	30.088	83.5	2:40.801
2	51.534	104.5	1:21.645	112.8	30.818	84.5	2:43.997	7	50.121	102.8	1:20.132	112.4	29.847	83.2	2:40.100
3	50.618	104.5	1:22.304	113.2	30.732	85.7	2:43.654	8	49.731	103.1	1:19.748	112.0	29.757	84.1	2:39.236
4	49.714	103.7	1:20.104	112.6	30.023	84.4	2:39.841	9	49.812	101.1	1:20.734	111.8	30.876	74.5	2:41.422
5	50.216	104.5	1:20.811	111.8	29.519	85.9	2:40.546	10							

141 Peter Fenichel (C2)								Cooper T56							
lap	Sect-1	Speed	Sect-2	Speed	Sect-3	Speed	Laptime Pit	lap	Sect-1	Speed	Sect-2	Speed	Sect-3	Speed	Laptime Pit
1		90.4	1:25.916	105.7	33.984	78.7	3:06.381	6	52.386	100.3	1:23.131	112.8	31.036	79.8	2:46.553
2	52.112	91.3	1:23.698	115.3	31.585	81.6	2:47.395	7	51.960	102.5	1:22.394	103.7	30.849	74.2	2:45.203
3	52.349	99.6	1:22.559	109.8	31.549	81.3	2:46.457	8	52.556	104.0	1:20.683	112.6	30.591	72.2	2:43.830
4	51.189	102.9	1:23.023	105.2	31.457	82.8	2:45.669	9	51.974	103.2	1:20.421	110.0	31.120	81.0	2:43.515
5	51.794	103.2	1:20.679	110.7	30.908	76.7	2:43.381	10							

147 Clinton McCarthy (C1)								Lotus 18							
lap	Sect-1	Speed	Sect-2	Speed	Sect-3	Speed	Laptime Pit	lap	Sect-1	Speed	Sect-2	Speed	Sect-3	Speed	Laptime Pit
1		91.4	1:25.780	114.7	32.576	71.7	3:00.457	6	52.262	102.1	1:22.194	114.5	31.821	80.3	2:46.277
2	52.907	93.9	1:23.612	111.8	32.033	82.0	2:48.552	7	51.157	99.9	1:21.586	115.5	31.643	80.2	2:44.386
3	51.730	103.9	1:22.170	116.1	32.244	79.0	2:46.144	8	51.425	101.4	1:21.017	115.9	31.571	79.0	2:44.013
4	51.497	99.7	1:22.854	113.0	32.414	80.9	2:46.765	9	50.832	103.6	1:21.490	110.7	31.185	82.1	2:43.507
5	51.859	97.1	1:22.905	112.8	32.535	75.8	2:47.299	10							



Session Start: 09:08:54 - Finish: 09:31:22

Weather/Track Conditions: Cloud / Drying

Circuit: Silverstone Historic Grand Prix

Track Length: 5.857 Km - 3.6394 miles

Printed: 21-07-2018 - 09:37

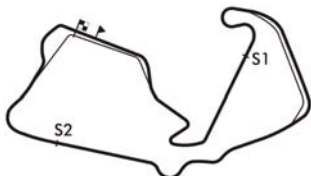
Silverstone Classic - 20 - 22 Jul 2018

Jim Clark Trophy For Historic Formula Junior Period E

Race 1 - Sector Analysis

222	Jeremy Knight (B2)							Elva 100									
lap	Sect-1	Speed	Sect-2	Speed	Sect-3	Speed	Laptime	Pit	lap	Sect-1	Speed	Sect-2	Speed	Sect-3	Speed	Laptime	Pit

272	Andrew Hibberd (B2)							Lola Mk2									
lap	Sect-1	Speed	Sect-2	Speed	Sect-3	Speed	Laptime	Pit	lap	Sect-1	Speed	Sect-2	Speed	Sect-3	Speed	Laptime	Pit
1		111.1	1:15.866	121.1	28.702	88.9	2:31.951		6	45.809	114.7	1:14.666	123.1	28.075	86.5	2:28.550	
2	47.854	111.1	1:14.670	121.4	28.498	89.8	2:31.022		7	48.326	115.7	2:03.014	117.3	28.422	88.8	3:19.762	
3	46.348	113.7	1:13.944	123.6	28.664	89.7	2:28.956		8	47.728	102.3	1:18.542	116.7	29.654	82.3	2:35.924	
4	46.433	113.9	1:14.584	125.0	34.058	85.7	2:35.075		9	48.220	101.8	1:19.510	115.3	29.208	86.3	2:36.938	
5	47.019	113.0	1:13.943	124.0	27.644	89.8	2:28.606		10								

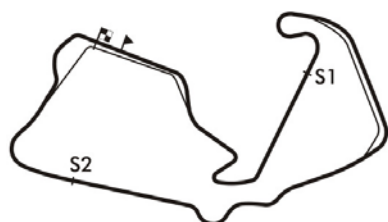


Silverstone Classic - 20 - 22 Jul 2018

Jim Clark Trophy For Historic Formula Junior Period E

Race 1 - Best Sector Times

	SECTOR 1			SECTOR 2			SECTOR 3			IDEAL / BEST LAP COMPARISON					
	NO	TIME	LAP	NO	TIME	LAP	NO	TIME	LAP	NO	NAME	BEST	IN	IDEAL	DIFF
1	272	45.809	6	5	1:13.729	6	23	27.147	8	11	Will Mitcham	2:27.707	7	2:27.707	+0.000
2	32	45.891	5	91	1:13.851	8	5	27.424	8	5	Miles Griffiths	2:28.508	9	2:27.542	+0.966
3	11	45.917	7	272	1:13.943	5	11	27.479	7	272	Andrew Hibberd	2:28.550	6	2:27.396	+1.154
4	33	46.115	3	33	1:14.180	8	33	27.509	8	91	Peter de la Roche	2:28.666	4	2:27.781	+0.885
5	5	46.389	4	11	1:14.311	7	91	27.519	5	33	Chris Drake	2:28.739	9	2:27.804	+0.935
6	8	46.395	9	32	1:14.689	3	32	27.597	5	32	Ray Mallock	2:28.780	5	2:28.177	+0.603
7	91	46.411	5	8	1:14.930	7	8	27.636	8	23	Stuart Roach	2:29.089	8	2:28.563	+0.526
8	23	46.470	8	23	1:14.946	7	272	27.644	5	8	Alex Morton	2:29.791	8	2:28.961	+0.830
9	14	47.685	5	14	1:16.917	6	2	28.375	5	14	Crispian Besley	2:33.713	6	2:33.447	+0.266
10	2	47.809	5	34	1:17.315	3	111	28.426	7	2	Mark Woodhouse	2:34.799	5	2:33.622	+1.177
11	115	48.245	6	2	1:17.438	8	34	28.504	5	115	Harindra De Silva	2:36.157	8	2:35.413	+0.744
12	34	48.472	3	3	1:17.645	5	14	28.845	7	29	William Grimshaw	2:36.205	8	2:35.822	+0.383
13	111	48.500	8	29	1:17.695	8	29	28.912	8	3	Justin Fleming	2:37.195	7	2:35.805	+1.390
14	3	48.611	3	115	1:17.805	8	42	29.028	8	25	Jac Nellemann	2:37.298	5	2:36.658	+0.640
15	10	48.652	8	25	1:17.927	5	46	29.331	7	42	Jeremy Deeley	2:37.488	9	2:37.159	+0.329
16	43	48.879	5	111	1:17.992	4	115	29.363	6	15	Ian Phillips	2:37.742	7	2:37.125	+0.617
17	42	49.107	9	15	1:18.030	7	18	29.366	9	43	Ian Simmonds	2:37.792	9	2:37.207	+0.585
18	25	49.119	6	43	1:18.768	9	27	29.449	8	18	Erik Justesen	2:37.912	9	2:37.912	+0.000
19	29	49.215	9	18	1:18.834	9	139	29.519	5	10	Mike Walker	2:38.590	8	2:37.774	+0.816
20	15	49.359	6	42	1:19.024	5	10	29.529	7	139	Robert Barrie	2:39.236	8	2:38.981	+0.255
21	99	49.686	6	27	1:19.205	7	3	29.549	6	27	Tom De Gres	2:39.421	7	2:38.487	+0.934
22	18	49.712	9	10	1:19.593	7	43	29.560	5	99	Simon Jones	2:40.551	6	2:39.123	+1.428
23	139	49.714	4	99	1:19.708	2	25	29.612	2	46	George Haynes	2:41.526	9	2:40.754	+0.772
24	27	49.833	8	139	1:19.748	8	30	29.705	4	141	Peter Fenichel	2:43.381	5	2:42.201	+1.180
25	30	50.309	5	30	1:20.126	4	99	29.729	7	12	Keith Roach	2:43.454	9	2:41.829	+1.625
26	133	50.444	4	141	1:20.421	9	15	29.736	8	147	Clinton McCarthy	2:43.507	9	2:43.034	+0.473
27	46	50.692	9	12	1:20.529	9	26	30.227	7	90	Mark Haynes	2:44.917	7	2:44.917	+0.000
28	147	50.832	9	46	1:20.731	7	133	30.298	3	19	Colin Mckay	2:45.103	7	2:45.103	+0.000
29	12	50.968	4	133	1:20.918	2	12	30.332	5	28	Larry Kinch	2:45.153	7	2:44.498	+0.655
30	141	51.189	4	147	1:21.017	8	40	30.550	6	9	John Chisholm	2:45.986	2	2:45.066	+0.920
31	90	51.423	7	63	1:21.710	1	141	30.591	8	4	Graham Barron	2:46.201	3	2:46.201	+0.000
32	119	51.474	3	19	1:21.721	7	28	30.677	7	26	Roger Dexter	2:46.865	7	2:45.951	+0.914
33	4	51.724	3	28	1:22.005	8	9	30.693	5	40	Chris Wilks	2:47.136	6	2:46.351	+0.785
34	28	51.816	7	90	1:22.141	7	19	31.137	7	24	Floris-Jan Hekker	2:48.405	6	2:47.730	+0.675
35	9	51.923	4	9	1:22.450	2	147	31.185	9	122	Robin Lackford	2:50.008	2	2:49.338	+0.670
36	26	52.227	8	4	1:22.862	3	24	31.199	7	37	James McBrien	2:51.491	5	2:49.086	+2.405
37	19	52.245	7	37	1:22.907	5	122	31.276	4	118	John Rowe	2:51.901	7	2:51.867	+0.034
38	45	52.412	2	40	1:23.362	6	90	31.353	7	7	Duncan Rabagliati	2:53.893	7	2:51.966	+1.927
39	40	52.439	2	26	1:23.497	4	63	31.389	1	81	Hunter Nigel Russel	2:53.975	2	2:53.405	+0.570
40	24	52.619	6	119	1:23.873	2	4	31.615	3	49	Mike Gregory	2:57.255	4	2:56.697	+0.558
41	118	53.112	7	24	1:23.912	7	81	31.836	2	39	David Walker	3:05.131	6	3:03.817	+1.314
42	122	53.269	2	122	1:24.793	2	7	32.066	6	111	Nick Taylor	2:35.156	4	2:34.918	+0.238
43	37	53.837	7	45	1:24.975	3	119	32.068	2	34	James Owen	2:35.238	3	2:34.291	+0.947
44	7	54.222	7	7	1:25.678	7	37	32.342	6	30	Trevor Griffiths	2:40.870	4	2:40.140	+0.730
45	48	54.615	2	118	1:26.063	6	118	32.692	7	133	Tony Best	2:41.732	3	2:41.660	+0.072
46	63	54.716	1	81	1:26.599	2	45	33.123	2	119	Ralf Emmerling	2:48.116	2	2:47.415	+0.701
47	31	54.876	4	222			49	33.461	4	63	Marek Reichman	2:49.952	1	2:47.815	+2.137



Session Start: 09:08:54 - Finish: 09:31:22

Weather/Track Conditions: Cloud / Drying

Circuit: Silverstone Historic Grand Prix

Track Length: 5.857 Km - 3.6394 miles

Printed: 21-07-2018 - 09:38

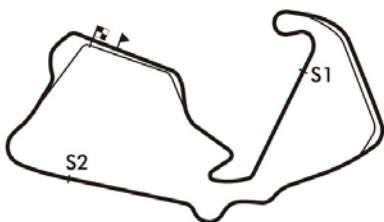


Silverstone Classic - 20 - 22 Jul 2018

Jim Clark Trophy For Historic Formula Junior Period E

Race 1 - Best Sector Times

48	49	54.939	4	48	1:27.756	2	48	34.506	2
49	81	54.970	3	31	1:28.162	3	47	35.127	6
50	47	56.228	5	49	1:28.297	6	31	35.146	7
51	39	56.424	5	39	1:30.443	6	39	36.950	6
52	222			47	1:31.412	4	222		
53	35			35			35		



Session Start: 09:08:54 - Finish: 09:31:22

Weather/Track Conditions: Cloud / Drying

Circuit: Silverstone Historic Grand Prix

Track Length: 5.857 Km - 3.6394 miles

Printed: 21-07-2018 - 09:38

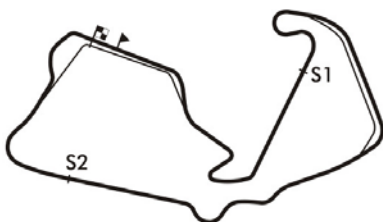


Silverstone Classic - 20 - 22 Jul 2018

Jim Clark Trophy For Historic Formula Junior Period E

Race 1 - Best Sector Times

45	Gordon Wright	2:51.589	3	2:50.510	+1.079
48	John Williams	2:56.877	2	2:56.877	+0.000
31	Peter Edbrooke	3:01.920	7	2:58.184	+3.736
47	Richard Utley	3:04.798	5	3:02.767	+2.031
35	Harry Bishop				+
222	Jeremy Knight			3:14.092	7:40.683



Session Start: 09:08:54 - Finish: 09:31:22

Weather/Track Conditions: Cloud / Drying

Circuit: Silverstone Historic Grand Prix

Track Length: 5.857 Km - 3.6394 miles

Printed: 21-07-2018 - 09:38

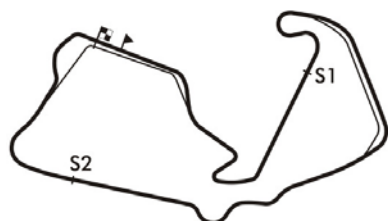


Silverstone Classic - 20 - 22 Jul 2018

Jim Clark Trophy For Historic Formula Junior Period E

Race 1 - Best Sector Speeds

	NO	SECTOR 1	MPH	NO	SECTOR 2	MPH	NO	SECTOR 3	MPH
1	32	Ray Mallock	117.3	32	Ray Mallock	126.9	33	Chris Drake	91.6
2	33	Chris Drake	116.1	33	Chris Drake	126.4	91	Peter de la Roche	91.6
3	272	Andrew Hibberd	115.7	11	Will Mitcham	125.4	32	Ray Mallock	91.2
4	5	Miles Griffiths	114.3	272	Andrew Hibberd	125.0	11	Will Mitcham	90.3
5	11	Will Mitcham	113.9	5	Miles Griffiths	123.6	8	Alex Morton	89.8
6	115	Harindra De Silva	112.4	91	Peter de la Roche	123.6	272	Andrew Hibberd	89.8
7	23	Stuart Roach	111.7	10	Mike Walker	121.8	23	Stuart Roach	89.4
8	91	Peter de la Roche	111.7	115	Harindra De Silva	121.1	5	Miles Griffiths	89.2
9	43	Ian Simmonds	111.3	43	Ian Simmonds	120.1	14	Crispian Besley	88.8
10	10	Mike Walker	111.1	2	Mark Woodhouse	119.8	34	James Owen	88.7
11	3	Justin Fleming	110.6	23	Stuart Roach	119.4	43	Ian Simmonds	88.1
12	2	Mark Woodhouse	110.2	3	Justin Fleming	119.0	10	Mike Walker	87.8
13	8	Alex Morton	110.2	34	James Owen	118.8	2	Mark Woodhouse	87.3
14	34	James Owen	109.1	14	Crispian Besley	118.4	42	Jeremy Deeley	87.3
15	14	Crispian Besley	108.9	42	Jeremy Deeley	117.1	115	Harindra De Silva	86.9
16	18	Erik Justesen	107.7	8	Alex Morton	116.7	29	William Grimshaw	86.5
17	29	William Grimshaw	107.4	18	Erik Justesen	116.5	111	Nick Taylor	86.3
18	25	Jac Nellemann	106.9	133	Tony Best	116.5	3	Justin Fleming	86.0
19	99	Simon Jones	106.7	25	Jac Nellemann	116.1	139	Robert Barrie	85.9
20	111	Nick Taylor	106.2	29	William Grimshaw	116.1	30	Trevor Griffiths	85.8
21	42	Jeremy Deeley	106.0	147	Clinton McCarthy	116.1	15	Ian Phillips	85.5
22	27	Tom De Gres	105.4	63	Marek Reichman	115.9	18	Erik Justesen	85.4
23	15	Ian Phillips	105.2	12	Keith Roach	115.5	25	Jac Nellemann	85.4
24	139	Robert Barrie	105.2	27	Tom De Gres	115.5	46	George Haynes	85.2
25	133	Tony Best	104.9	111	Nick Taylor	115.5	133	Tony Best	84.8
26	12	Keith Roach	104.7	15	Ian Phillips	115.3	63	Marek Reichman	84.6
27	141	Peter Fenichel	104.0	141	Peter Fenichel	115.3	12	Keith Roach	83.4
28	147	Clinton McCarthy	103.9	99	Simon Jones	114.5	90	Mark Haynes	83.4
29	28	Larry Kinch	103.7	118	John Rowe	113.9	45	Gordon Wright	83.3
30	118	John Rowe	102.8	45	Gordon Wright	113.6	141	Peter Fenichel	82.8
31	30	Trevor Griffiths	102.1	139	Robert Barrie	113.4	19	Colin Mckay	82.4
32	24	Floris-Jan Hekker	102.0	28	Larry Kinch	112.6	26	Roger Dexter	82.3
33	119	Ralf Emmerling	102.0	90	Mark Haynes	112.2	99	Simon Jones	82.3
34	4	Graham Barron	101.8	30	Trevor Griffiths	111.3	27	Tom De Gres	82.2
35	46	George Haynes	101.7	19	Colin Mckay	111.1	40	Chris Wilks	82.1
36	37	James McBrien	101.1	24	Floris-Jan Hekker	110.2	147	Clinton McCarthy	82.1
37	45	Gordon Wright	101.1	40	Chris Wilks	108.8	118	John Rowe	81.9
38	19	Colin Mckay	100.9	122	Robin Lackford	108.8	122	Robin Lackford	80.8
39	90	Mark Haynes	100.2	37	James McBrien	108.6	9	John Chisholm	80.6
40	63	Marek Reichman	99.6	119	Ralf Emmerling	108.6	31	Peter Edbrooke	80.1



Session Start: 09:08:54 - Finish: 09:31:22

Weather/Track Conditions: Cloud / Drying

Circuit: Silverstone Historic Grand Prix

Track Length: 5.857 Km - 3.6394 miles

Printed: 21-07-2018 - 09:38

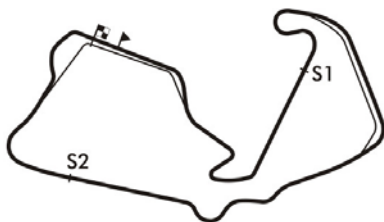


Silverstone Classic - 20 - 22 Jul 2018

Jim Clark Trophy For Historic Formula Junior Period E

Race 1 - Best Sector Speeds

41	222	Jeremy Knight	99.6	46	George Haynes	108.2	28	Larry Kinch	80.0
42	122	Robin Lackford	98.7	222	Jeremy Knight	108.2	37	James McBrien	79.0
43	7	Duncan Rabagliati	98.1	7	Duncan Rabagliati	107.7	4	Graham Barron	78.9
44	40	Chris Wilks	98.1	4	Graham Barron	107.5	24	Floris-Jan Hekker	78.1
45	48	John Williams	97.4	49	Mike Gregory	107.5	119	Ralf Emmerling	77.4
46	26	Roger Dexter	96.6	9	John Chisholm	105.4	49	Mike Gregory	77.2
47	9	John Chisholm	95.9	26	Roger Dexter	105.0	81	Hunter Nigel Russell	77.1
48	47	Richard Utley	95.3	48	John Williams	104.9	47	Richard Utley	75.9
49	31	Peter Edbrooke	94.0	47	Richard Utley	103.2	39	David Walker	75.4
50	49	Mike Gregory	93.9	39	David Walker	102.5	7	Duncan Rabagliati	75.3
51	81	Hunter Nigel Russell	92.1	31	Peter Edbrooke	102.3	48	John Williams	75.3
52	39	David Walker	87.5	81	Hunter Nigel Russell	102.3	222	Jeremy Knight	65.2
53	35	Harry Bishop	0.0	35	Harry Bishop	0.0	35	Harry Bishop	0.0



Session Start: 09:08:54 - Finish: 09:31:22

Weather/Track Conditions: Cloud / Drying

Circuit: Silverstone Historic Grand Prix

Track Length: 5.857 Km - 3.6394 miles

Printed: 21-07-2018 - 09:38

Silverstone Classic - 20 - 22 Jul 2018

Jim Clark Trophy For Historic Formula Junior Period E

Race 1 - Lap Chart

Lap 1			Lap 2			Lap 3			Lap 4			Lap 5			Lap 6		
NO	Behind	Laptime	NO	Behind	Laptime	NO	Behind	Laptime	NO	Behind	Laptime	NO	Behind	Laptime	NO	Behind	Laptime
33		2:31.580	33		2:30.318	33		2:29.379	11		2:28.921	11		2:29.257	11		2:28.892
272	0.371	2:31.951	11	0.648	2:30.158	11	0.367	2:29.098	33	1.474	2:30.762	33	2.261	2:30.044	81	1 LAP	3:02.804
11	0.808	2:32.388	272	1.075	2:31.022	272	0.652	2:28.956	91	2.500	2:28.666	91	2.424	2:29.181	118	1 LAP	2:53.456
23	1.816	2:33.396	23	2.394	2:30.896	32	2.894	2:28.861	32	3.608	2:30.002	32	3.131	2:28.780	33	3.592	2:30.223
91	2.063	2:33.643	91	2.693	2:30.948	91	3.122	2:29.808	5	3.856	2:29.062	5	3.436	2:28.837	5	3.824	2:29.280
32	3.479	2:35.059	32	3.412	2:30.251	23	3.427	2:30.412	23	6.085	2:31.946	272	5.788	2:28.606	91	4.243	2:30.711
8	3.892	2:35.472	5	4.416	2:30.601	5	4.082	2:29.045	272	6.439	2:35.075	23	9.009	2:32.181	37	1 LAP	2:51.491
5	4.133	2:35.713	8	6.165	2:32.591	8	7.670	2:30.884	39	1 LAP	3:16.106	8	11.350	2:31.098	32	5.174	2:30.935
14	10.486	2:42.066	14	16.552	2:36.384	2	23.174	2:35.397	8	9.509	2:31.127	47	1 LAP	3:05.014	272	5.446	2:28.550
2	10.922	2:42.502	2	17.156	2:36.552	14	23.748	2:36.575	2	28.976	2:35.090	31	1 LAP	3:08.963	7	1 LAP	2:55.132
111	11.554	2:43.134	34	19.305	2:35.997	34	25.164	2:35.238	14	29.917	2:35.457	2	34.518	2:34.799	23	10.645	2:30.528
3	13.198	2:44.778	111	20.077	2:38.841	111	26.737	2:36.039	34	31.980	2:36.104	14	35.011	2:34.351	49	1 LAP	2:59.341
25	13.420	2:45.000	3	21.596	2:38.716	3	30.738	2:38.521	111	32.605	2:35.156	34	39.338	2:36.615	8	12.503	2:30.045
34	13.626	2:45.206	25	22.028	2:38.926	25	30.863	2:38.214	3	39.866	2:38.416	111	40.071	2:36.723	14	39.832	2:33.713
99	14.167	2:45.747	99	24.671	2:40.822	99	35.893	2:40.601	25	40.420	2:38.845	3	47.944	2:37.335	2	40.426	2:34.800
46	17.647	2:49.227	42	29.559	2:40.105	42	40.187	2:40.007	99	47.483	2:40.878	25	48.461	2:37.298	34	48.736	2:38.290
63	18.372	2:49.952	43	30.715	2:40.731	43	41.332	2:39.996	42	49.507	2:38.608	39	1 LAP	3:11.322	111	49.078	2:37.899
115	19.304	2:50.884	115	32.311	2:43.325	115	43.431	2:40.499	43	50.743	2:38.699	42	58.427	2:38.177	47	1 LAP	3:04.798
42	19.772	2:51.352	46	32.773	2:45.444	133	45.948	2:41.732	115	52.725	2:38.582	99	59.004	2:40.778	31	1 LAP	3:05.714
43	20.302	2:51.882	133	33.595	2:43.028	29	46.344	2:40.328	29	58.260	2:41.204	115	1:00.723	2:37.255	3	56.666	2:37.614
30	20.524	2:52.104	30	34.323	2:44.117	30	47.229	2:42.285	30	58.811	2:40.870	29	1:08.223	2:39.220	25	57.357	2:37.788
133	20.885	2:52.465	29	35.395	2:44.218	10	47.735	2:40.254	139	1:00.625	2:39.841	30	1:11.052	2:41.498	42	1:07.799	2:38.264
29	21.495	2:53.075	139	35.797	2:43.997	46	49.524	2:46.130	15	1:01.049	2:39.759	139	1:11.914	2:40.546	115	1:08.218	2:36.387
139	22.118	2:53.698	15	36.186	2:43.864	139	50.072	2:43.654	46	1:04.740	2:44.504	15	1:12.706	2:40.914	99	1:10.663	2:40.551
15	22.640	2:54.220	10	36.860	2:42.164	15	50.578	2:43.771	27	1:10.642	2:41.380	46	1:17.723	2:42.240	29	1:21.324	2:41.993
18	24.436	2:56.016	18	42.659	2:48.541	27	58.550	2:44.623	18	1:14.648	2:43.474	27	1:21.867	2:40.482	139	1:23.823	2:40.801
122	24.648	2:56.228	27	43.306	2:44.555	18	1:00.462	2:47.182	147	1:21.353	2:46.765	18	1:27.061	2:41.670	15	1:24.134	2:40.320
10	25.014	2:56.594	122	44.338	2:50.008	147	1:03.876	2:46.144	28	1:24.641	2:47.250	43	1:29.456	3:07.970	30	1:27.816	2:45.656
4	25.757	2:57.337	19	45.178	2:49.295	19	1:05.775	2:49.976	19	1:24.938	2:48.451	147	1:39.395	2:47.299	46	1:32.537	2:43.706
19	26.201	2:57.781	40	46.322	2:49.170	28	1:06.679	2:48.268	141	1:25.337	2:45.669	141	1:39.461	2:43.381	27	1:32.893	2:39.918
40	27.470	2:59.050	147	47.111	2:48.552	4	1:07.473	2:46.201	12	1:25.903	2:45.871	12	1:40.972	2:44.326	39	1 LAP	3:11.469
147	28.877	3:00.457	28	47.790	2:47.409	40	1:07.848	2:50.905	40	1:30.126	2:51.566	28	1:42.692	2:47.308	18	1:38.310	2:40.141
27	29.069	3:00.649	9	47.945	2:45.986	141	1:08.956	2:46.457	9	1:30.384	2:48.991	19	1:42.934	2:47.253	43	1:39.148	2:38.584
26	29.450	3:01.030	4	50.651	2:55.212	12	1:09.320	2:45.319	4	1:30.554	2:52.369	9	1:49.239	2:48.112	147	1:56.780	2:46.277
28	30.699	3:02.279	26	51.258	2:52.126	9	1:10.681	2:52.115	26	1:30.879	2:48.837	26	1:50.440	2:48.818	141	1:57.122	2:46.553
9	32.277	3:03.857	141	51.878	2:47.395	26	1:11.330	2:49.451	90	1:32.422	2:48.140	90	1:52.127	2:48.962	12	1:57.508	2:45.428
90	33.534	3:05.114	90	52.921	2:49.705	90	1:13.570	2:50.028	122	1 LAP	6:03.491	40	1:52.334	2:51.465	19	1:59.995	2:45.953
12	34.338	3:05.918	12	53.380	2:49.360	45	1:20.773	2:51.589	24	1:51.818	2:54.105	4	2:08.608	3:07.311	28	2:00.522	2:46.722
141	34.801	3:06.381	24	56.060	2:51.105	24	1:27.001	3:00.320	81	1:56.415	2:58.299	122	1 LAP	2:50.065	9	2:08.354	2:48.007
24	35.273	3:06.853	119	56.434	2:48.116	81	1:27.404	2:55.287	118	2:07.797	2:56.335	24	2:12.685	2:50.124	90	2:09.959	2:46.724
45	36.899	3:08.479	45	58.563	2:51.982	118	1:40.750	2:57.758	7	2:08.794	2:56.607	10	2:23.902	2:41.195	26	2:10.514	2:48.966
81	37.839	3:09.419	81	1:01.496	2:53.975	7	1:41.475	2:56.428	49	2:10.961	2:57.255				40	2:10.578	2:47.136
119	38.636	3:10.216	49	1:09.820	2:59.218	49	1:42.994	3:02.553	37	2:11.762	2:57.157						
49	40.920	3:12.500	118	1:12.371	2:58.708	37	1:43.893	2:56.265	10	2:11.964	3:53.517						
118	43.981	3:15.561	48	1:13.929	2:56.877	31	2:06.958	3:03.612									
7	46.720	3:18.300	7	1:14.426	2:58.024	47	2:10.322	3:09.479									
48	47.370	3:18.950	37	1:17.007	2:58.155												
37	49.170	3:20.750	47	1:30.222	3:09.721												
47	50.819	3:22.399	31	1:32.725	3:09.921												
31	53.122	3:24.702	39	1:51.930	3:14.371												
39	1:07.877	3:39.457															

Session Start: 09:08:54 - Finish: 09:31:22

Weather/Track Conditions: Cloud / Drying

Circuit: Silverstone Historic Grand Prix

Track Length: 5.857 Km - 3.6394 miles

Printed: 21-07-2018 - 09:41

Silverstone Classic - 20 - 22 Jul 2018

Jim Clark Trophy For Historic Formula Junior Period E

Race 1 - Lap Chart

Lap 7			Lap 8			Lap 9		
NO	Behind	Laptime	NO	Behind	Laptime	NO	Behind	Laptime
11		2:27.707	11		2:28.738	11		2:33.136
24	1 LAP	2:48.405	26	1 LAP	2:46.865	33	1.627	2:28.739
5	5.381	2:29.264	9	1 LAP	2:50.510	5	1.739	2:28.508
33	5.674	2:29.789	40	1 LAP	2:48.704	28	1 LAP	2:46.163
122	2 LAPS	2:52.855	33	6.024	2:29.088	91	3.516	2:29.779
91	6.492	2:29.956	5	6.367	2:29.724	19	1 LAP	2:48.505
10	1 LAP	2:41.549	91	6.873	2:29.119	32	9.454	2:31.726
32	8.928	2:31.461	32	10.864	2:30.674	23	10.116	2:29.364
23	13.537	2:30.599	23	13.888	2:29.089	90	1 LAP	2:49.294
8	14.643	2:29.847	8	15.696	2:29.791	8	15.526	2:32.966
4	1 LAP	3:07.275	10	1 LAP	2:39.227	26	1 LAP	2:48.527
118	1 LAP	2:56.405	24	1 LAP	2:48.725	40	1 LAP	2:48.244
7	1 LAP	2:54.639	122	2 LAPS	2:56.983	39	2 LAPS	3:11.718
37	1 LAP	2:56.084	4	1 LAP	2:59.172	10	1 LAP	2:38.590
49	1 LAP	2:57.905	118	1 LAP	2:51.901	9	1 LAP	2:59.388
81	1 LAP	3:09.932	14	55.106	2:36.572	24	1 LAP	2:50.740
14	47.272	2:35.147	2	55.318	2:36.475	14	57.582	2:35.612
2	47.581	2:34.862	37	1 LAP	2:52.754	2	58.952	2:36.770
272	57.501	3:19.762	7	1 LAP	2:53.893	122	2 LAPS	3:00.733
111	58.664	2:37.293	272	1:04.687	2:35.924	272	1:08.489	2:36.938
34	59.778	2:38.749	111	1:05.311	2:35.385	4	1 LAP	3:00.879
3	1:06.154	2:37.195	49	1 LAP	2:59.057	118	1 LAP	2:57.707
25	1:08.368	2:38.718	3	1:15.772	2:38.356	37	1 LAP	2:55.646
115	1:18.824	2:38.313	81	1 LAP	3:02.065	7	1 LAP	2:55.844
42	1:19.509	2:39.417	25	1:19.077	2:39.447	3	1:20.853	2:38.217
99	1:23.855	2:40.899	115	1:26.243	2:36.157	25	1:27.763	2:41.822
47	1 LAP	3:06.439	42	1:28.558	2:37.787	115	1:31.553	2:38.446
29	1:31.794	2:38.177	99	1:36.083	2:40.966	42	1:32.910	2:37.488
15	1:34.169	2:37.742	29	1:39.261	2:36.205	99	1:44.329	2:41.382
31	1 LAP	3:09.120	15	1:43.651	2:38.220	81	1 LAP	3:00.983
139	1:36.216	2:40.100	139	1:46.714	2:39.236	29	1:44.805	2:38.680
27	1:44.607	2:39.421	27	1:57.842	2:41.973	15	1:50.584	2:40.069
46	1:47.574	2:42.744	43	2:01.509	2:39.575	49	1 LAP	3:15.386
30	1:50.339	2:50.230	18	2:02.752	2:39.464	139	1:55.000	2:41.422
43	1:50.672	2:39.231	46	2:03.241	2:44.405	27	2:04.639	2:39.933
18	1:52.026	2:41.423	31	1 LAP	3:01.920	43	2:06.165	2:37.792
39	1 LAP	3:05.131	147	2:28.734	2:44.013	18	2:07.528	2:37.912
147	2:13.459	2:44.386	12	2:29.229	2:44.117	46	2:11.631	2:41.526
12	2:13.850	2:44.049	141	2:29.710	2:43.830	147	2:39.105	2:43.507
141	2:14.618	2:45.203				12	2:39.547	2:43.454
19	2:17.391	2:45.103				141	2:40.089	2:43.515
28	2:17.968	2:45.153						
90	2:27.169	2:44.917						

Session Start: 09:08:54 - Finish: 09:31:22

Weather/Track Conditions: Cloud / Drying

Circuit: Silverstone Historic Grand Prix

Track Length: 5.857 Km - 3.6394 miles

Printed: 21-07-2018 - 09:41



Silverstone Classic - 20 - 22 Jul 2018

John Surtees Trophy For Historic Formula Junior Period E

Race 15 - Classification

Sheet No:

POS	NO	DRIVER/S	CLASS	CLASS POS	CAR MAKE / MODEL	TIME	LAPS	GAP	DIFF	MPH	BEST	ON
1	272	Andrew Hibberd	B2	1	Lola Mk2	22:16.177	9	-- 9 laps --		88.25	2:27.094	8
2	11	Will Mitcham	B2	2	U2 Mk2	22:17.015	9	0.838	0.838	88.19	2:27.198	8
3	33	Chris Drake	B2	3	Terrier Mk4 Series 1	22:22.560	9	6.383	5.545	87.82	2:27.086	6
4	91	Peter de la Roche	B2	4	Lola Mk2	22:22.984	9	6.807	0.424	87.80	2:28.059	6
5	5	Miles Griffiths	C2	1	Lotus 18	22:30.133	9	13.956	7.149	87.33	2:28.834	8
6	23	Stuart Roach	B2	5	Condor S2	22:39.239	9	23.062	9.106	86.75	2:29.665	3
7	32	Ray Mallock	B2	6	U2 Mk2	22:45.158	9	28.981	5.919	86.37	2:28.610	4
8	8	Alex Morton	B2	7	Condor SII	22:47.661	9	31.484	2.503	86.22	2:30.929	5
9	14	Crispian Besley	C2	2	Cooper T56	23:21.133	9	1:04.956	33.472	84.15	2:33.377	8
10	2	Mark Woodhouse	B2	8	Elva 100	23:21.449	9	1:05.272	0.316	84.13	2:33.889	5
11	111	Nick Taylor	B2	9	Elva 100	23:33.547	9	1:17.370	12.098	83.41	2:35.816	5
12	10	Mike Walker	B2	10	Bond FJ	23:50.406	9	1:34.229	16.859	82.43	2:35.931	5
13	25	Jac Nellemann	B2	11	Alfa Dana FJ	23:51.377	9	1:35.200	0.971	82.38	2:37.273	2
14	3	Justin Fleming	B2	12	Lola Mk2	23:53.289	9	1:37.112	1.912	82.26	2:36.490	2
15	115	Harindra De Silva	B2	13	Lola Mk2	23:54.894	9	1:38.717	1.605	82.18	2:35.640	2
16	42	Jeremy Deeley	C2	3	Cooper T52	23:55.534	9	1:39.357	0.640	82.14	2:36.728	3
17	34	James Owen	B2	14	Gemini Mk2	23:56.078	9	1:39.901	0.544	82.11	2:35.756	6
18	29	William Grimshaw	B2	15	Moorland Mk1	23:58.014	9	1:41.837	1.936	82.00	2:37.787	3
19	40	Chris Wilks	C2	4	Deep Sanderson FJ	24:09.737	9	1:53.560	11.723	81.33	2:39.259	9
20	30	Trevor Griffiths	C2	5	Emeryson FJ	24:10.219	9	1:54.042	0.482	81.31	2:38.434	6
21	15	Ian Phillips	B2	16	BMC Mk1	24:18.446	9	2:02.269	8.227	80.85	2:38.470	6
22	125	Andrew Tart	B2	17	Bond FJ	24:23.512	9	2:07.335	5.066	80.57	2:38.845	6
23	18	Erik Justesen	B2	18	U2 Mk2	24:26.780	9	2:10.603	3.268	80.39	2:40.611	4
24	221	Julian Majzub	B2	19	Sadler FJ	24:33.995	9	2:17.818	7.215	80.00	2:40.726	8
25	27	Tom De Gres	A	1	Stanguellini FJ	24:34.871	9	2:18.694	0.876	79.95	2:40.554	5
26	12	Keith Roach	B2	20	Alexis Mk2	24:35.934	9	2:19.757	1.063	79.89	2:40.674	6
27	139	Robert Barrie	A	2	Stanguellini FJ	24:51.745	9	2:35.568	15.811	79.04	2:41.646	5
28	122	Robin Lackford	B2	21	Elva 100	24:53.834	9	2:37.657	2.089	78.93	2:43.555	8
29	141	Peter Fenichel	C2	6	Cooper T56	22:29.165	8	-- 8 laps --	19.634	77.68	2:44.561	8
30	19	Colin Mckay	B2	22	Gemini Mk2	22:31.060	8	1.895	1.895	77.58	2:46.506	4
31	24	Floris-Jan Hekker	B2	23	Rayberg FJ	22:32.267	8	3.102	1.207	77.50	2:46.325	4
32	90	Mark Haynes	B2	24	Nota FJ	22:33.778	8	4.613	1.511	77.42	2:45.966	6
33	26	Roger Dexter	B2	25	Elva-DKW 100	22:55.014	8	25.849	21.236	76.22	2:49.233	8
34	37	James McBrien	C2	7	Elva 200	23:20.847	8	51.682	25.833	74.82	2:49.479	7
35	7	Duncan Rabagliati	B2	26	Alexis HF1	23:33.674	8	1:04.509	12.827	74.14	2:52.818	7
36	118	John Rowe	C2	8	Lotus 18	23:36.788	8	1:07.623	3.114	73.97	2:54.169	7
37	49	Mike Gregory	C2	9	De Tomaso ISIS	23:38.128	8	1:08.963	1.340	73.91	2:52.226	7
38	39	David Walker	C1	1	Lotus 18	25:02.792	8	2:33.627	1:24.664	69.74	2:59.770	8
39	31	Peter Edbrooke	C2	10	Lotus 18	22:21.403	7	-- 7 laps --	18.381	68.37	3:04.761	7

Cars 9, 119, 133, 147 - Non starters

Session Start: 12:12:51 - Finish: 12:35:06

Weather/Track Conditions: Overcast / Dry

Circuit: Silverstone Historic Grand Prix

Track Length: 5.857 Km - 3.6394 miles

These results are provisional until the conclusion of any judicial and technical matters.

Clerk of the Course:

Julian Floyd

Timekeeper:

Nick Palmer

Issued at:



Silverstone Classic - 20 - 22 Jul 2018

John Surtees Trophy For Historic Formula Junior Period E Race 15 - Classification

Sheet No:

----- NOT CLASSIFIED -----

DNF 28	Larry Kinch	B2	Gemini Mk2	19:43.351	7	-- 7 laps --	77.50	2:46.480	7	
DNF 46	George Haynes	C2	Elva 200	20:13.947	7	-- 7 laps --	30.596	75.55	2:39.247	2
DNF 47	Richard Utley	C1	Caravelle Mk1	22:13.133	7	-- 7 laps --	1:59.186	68.79	3:06.242	7
DNF 45	Gordon Wright	C2	Britannia FJ	14:48.988	5	-- 5 laps --	73.69	2:54.260	3	
DNF 99	Simon Jones	B2	Elva 100	8:53.287	3	-- 3 laps --	73.70	2:47.681	1	
DNF 35	Harry Bishop	C2	Sauter 1960	2:49.361	1	-- 1 laps --	1.680	77.35	2:49.361	1
DNF 4	Graham Barron	B1	Gemini Mk2	2:54.821	1	5.460	5.460	74.94	2:54.821	1
DNF 43	Ian Simmonds	C2	Envoy Mk1							
DNF 63	Marek Reichman	C2	Cooper T56							
DNF 222	Jeremy Knight	B2	Elva 100							
DNF 81	Hunter Nigel Russell	B2	Sadler FJ							

----- FASTEST LAP SUMMARY -----

NO	DRIVER/S	CLASS	CAR MAKE / MODEL	FASTEST LAP	ON	MPH
33	Chris Drake	B2	Terrier Mk4 Series 1	2:27.086	6	89.08
5	Miles Griffiths	C2	Lotus 18	2:28.834	8	88.03
27	Tom De Gres	A	Stanquellini FJ	2:40.554	5	81.60
4	Graham Barron	B1	Gemini Mk2	2:54.821	1	74.94
39	David Walker	C1	Lotus 18	2:59.770	8	72.88

Cars 9, 119, 133, 147 - Non starters

Session Start: 12:12:51 - Finish: 12:35:06

Weather/Track Conditions: Overcast / Dry

Circuit: Silverstone Historic Grand Prix

Track Length: 5.857 Km - 3.6394 miles

These results are provisional until the conclusion of any judicial and technical matters.

Clerk of the Course: Julian Floyd	Timekeeper: Nick Palmer	Issued at:
--	--------------------------------	------------

Silverstone Classic - 20 - 22 Jul 2018

John Surtees Trophy For Historic Formula Junior Period E

Race 15 - Sector Analysis

2 Mark Woodhouse (B2)								Elva 100							
lap	Sect-1	Speed	Sect-2	Speed	Sect-3	Speed	Laptime Pit	lap	Sect-1	Speed	Sect-2	Speed	Sect-3	Speed	Laptime Pit
1		107.7	1:18.862	116.1	28.693	85.9	2:40.136	6	48.809	107.2	1:16.870	118.6	29.634	84.7	2:35.313
2	47.934	108.1	1:17.339	113.6	28.875	85.8	2:34.148	7	49.551	106.2	1:17.869	114.1	28.468	86.6	2:35.888
3	47.804	106.0	1:17.682	114.5	28.492	86.0	2:33.978	8	47.946	106.0	1:17.925	115.1	28.409	86.4	2:34.280
4	48.280	106.0	1:17.922	114.3	28.410	86.7	2:34.612	9	51.582	103.9	1:18.875	114.9	28.748	84.1	2:39.205
5	47.960	107.9	1:17.728	114.9	28.201	85.9	2:33.889	10							

3 Justin Fleming (B2)								Lola Mk2							
lap	Sect-1	Speed	Sect-2	Speed	Sect-3	Speed	Laptime Pit	lap	Sect-1	Speed	Sect-2	Speed	Sect-3	Speed	Laptime Pit
1		108.9	1:20.015	116.7	29.753	85.8	2:41.911	6	49.282	109.7	1:20.298	117.3	29.814	84.6	2:39.394
2	48.751	105.8	1:18.341	115.1	29.398	85.3	2:36.490	7	50.481	110.2	1:19.626	117.1	29.837	84.4	2:39.944
3	48.902	108.2	1:19.970	117.3	30.047	85.4	2:38.919	8	49.881	104.9	1:18.819	116.1	29.352	82.6	2:38.052
4	49.259	108.4	1:19.128	117.3	30.957	78.8	2:39.344	9	49.683	103.7	1:18.495	114.3	28.873	83.8	2:37.051
5	50.878	109.8	1:20.555	113.4	30.751	82.7	2:42.184	10							

4 Graham Barron (B1)								Gemini Mk2							
lap	Sect-1	Speed	Sect-2	Speed	Sect-3	Speed	Laptime Pit	lap	Sect-1	Speed	Sect-2	Speed	Sect-3	Speed	Laptime Pit
1		96.7	1:23.623	105.4	30.676	80.9	2:54.821	2							

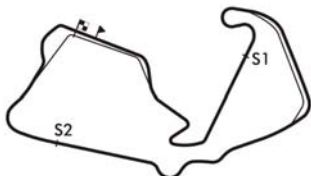
5 Miles Griffiths (C2)								Lotus 18							
lap	Sect-1	Speed	Sect-2	Speed	Sect-3	Speed	Laptime Pit	lap	Sect-1	Speed	Sect-2	Speed	Sect-3	Speed	Laptime Pit
1		112.0	1:15.852	121.1	28.202	87.6	2:35.232	6	46.671	111.7	1:14.345	120.5	27.951	86.5	2:28.967
2	47.167	110.6	1:15.801	117.3	27.585	87.7	2:30.553	7	46.911	113.4	1:14.901	118.4	27.797	87.6	2:29.609
3	46.670	111.1	1:14.646	117.9	27.550	87.6	2:28.866	8	47.022	111.1	1:14.274	118.8	27.538	88.3	2:28.834
4	46.813	110.6	1:14.755	118.1	27.739	86.6	2:29.307	9	46.775	110.7	1:14.314	118.8	28.475	85.9	2:29.564
5	46.744	111.3	1:14.782	118.6	27.675	87.7	2:29.201	10							

7 Duncan Rabagliati (B2)								Alexis HF1							
lap	Sect-1	Speed	Sect-2	Speed	Sect-3	Speed	Laptime Pit	lap	Sect-1	Speed	Sect-2	Speed	Sect-3	Speed	Laptime Pit
1		98.7	1:28.025	105.7	32.990	75.7	3:08.444	5	54.511	97.3	1:26.751	100.3	33.326	75.4	2:54.588
2	54.622	94.4	1:28.142	106.4	32.879	75.3	2:55.643	6	55.877	95.3	1:27.490	103.1	32.809	72.1	2:56.176
3	53.852	95.9	1:26.842	100.6	33.628	74.5	2:54.322	7	54.488	96.7	1:25.428	103.1	32.902	71.0	2:52.818
4	54.909	97.1	1:28.220	102.8	33.395	74.7	2:56.524	8	56.223	95.5	1:25.811	99.1	33.125	73.0	2:55.159

8 Alex Morton (B2)								Condor SII							
lap	Sect-1	Speed	Sect-2	Speed	Sect-3	Speed	Laptime Pit	lap	Sect-1	Speed	Sect-2	Speed	Sect-3	Speed	Laptime Pit
1		108.8	1:16.620	114.9	28.570	88.8	2:34.972	6	47.065	108.4	1:15.816	115.1	28.087	89.0	2:30.968
2	47.615	108.1	1:17.154	114.5	28.412	86.8	2:33.181	7	47.002	107.7	1:15.989	114.7	29.476	84.6	2:32.467
3	46.949	108.9	1:15.672	114.7	28.327	88.9	2:30.948	8	47.527	107.4	1:16.209	115.1	28.079	88.2	2:31.815
4	47.187	108.2	1:15.903	114.1	28.209	88.5	2:31.299	9	46.986	107.9	1:16.044	114.1	28.052	87.3	2:31.082
5	47.139	108.1	1:15.328	116.1	28.462	84.5	2:30.929	10							

10 Mike Walker (B2)								Bond FJ							
lap	Sect-1	Speed	Sect-2	Speed	Sect-3	Speed	Laptime Pit	lap	Sect-1	Speed	Sect-2	Speed	Sect-3	Speed	Laptime Pit
1		94.0	1:21.371	109.5	30.496	84.0	2:51.984	6	49.689	108.4	1:18.868	116.5	29.876	86.4	2:38.433
2	50.291	108.1	1:18.879	111.7	30.120	86.6	2:39.290	7	50.170	110.2	1:17.707	119.0	29.452	85.4	2:37.329
3	49.552	99.4	1:17.898	118.1	29.376	87.2	2:36.826	8	48.939	109.5	1:18.655	119.2	29.426	84.8	2:37.020
4	48.685	108.8	1:17.814	114.9	29.509	86.8	2:36.008	9	49.417	96.1	1:18.684	117.3	29.484	86.6	2:37.585
5	49.065	109.5	1:17.517	119.4	29.349	86.0	2:35.931	10							

11 Will Mitcham (B2)								U2 Mk2							
lap	Sect-1	Speed	Sect-2	Speed	Sect-3	Speed	Laptime Pit	lap	Sect-1	Speed	Sect-2	Speed	Sect-3	Speed	Laptime Pit
1		110.2	1:15.547	121.1	28.007	88.3	2:32.083	6	46.148	114.1	1:14.352	120.7	27.363	89.6	2:27.863
2	46.346	112.4	1:14.633	120.5	27.589	87.7	2:28.568	7	46.192	115.1	1:13.988	122.5	27.358	88.9	2:27.538
3	46.245	110.7	1:14.648	120.5	27.578	88.3	2:28.471	8	46.092	115.1	1:13.885	121.8	27.221	90.1	2:27.198
4	46.058	111.7	1:14.471	119.8	27.411	89.5	2:27.940	9	47.904	112.8	1:14.017	121.6	27.268	88.5	2:29.189
5	45.835	113.2	1:15.013	121.1	27.317	90.0	2:28.165	10							



Session Start: 12:12:51 - Finish: 12:35:06

Weather/Track Conditions: Overcast / Dry

Circuit: Silverstone Historic Grand Prix

Track Length: 5.857 Km - 3.6394 miles

Printed: 22-07-2018 - 12:41

Silverstone Classic - 20 - 22 Jul 2018

John Surtees Trophy For Historic Formula Junior Period E

Race 15 - Sector Analysis

12 Keith Roach (B2)								Alexis Mk2							
lap	Sect-1	Speed	Sect-2	Speed	Sect-3	Speed	Laptime Pit	lap	Sect-1	Speed	Sect-2	Speed	Sect-3	Speed	Laptime Pit
1		98.5	1:25.224	108.4	31.038	79.5	2:58.925	6	50.299	102.6	1:19.999	113.2	30.376	82.7	2:40.674
2	52.368	90.6	1:22.543	113.0	30.710	80.7	2:45.621	7	51.939	90.8	1:20.351	101.2	30.737	82.2	2:43.027
3	51.648	97.7	1:20.242	112.4	30.099	83.8	2:41.989	8	50.758	101.1	1:20.795	108.9	29.946	83.2	2:41.499
4	50.412	104.5	1:19.333	106.2	30.996	83.9	2:40.741	9	50.431	96.4	1:20.601	113.6	29.895	80.9	2:40.927
5	51.518	84.5	1:20.807	112.2	30.206	80.8	2:42.531	10							

14 Crispian Besley (C2)								Cooper T56							
lap	Sect-1	Speed	Sect-2	Speed	Sect-3	Speed	Laptime Pit	lap	Sect-1	Speed	Sect-2	Speed	Sect-3	Speed	Laptime Pit
1		108.4	1:17.055	117.1	29.145	86.3	2:38.661	6	49.097	104.5	1:17.391	116.5	29.786	83.4	2:36.274
2	48.583	106.2	1:16.269	116.5	29.051	86.0	2:33.903	7	49.673	108.4	1:17.772	117.1	29.103	85.8	2:36.548
3	48.598	103.2	1:17.260	116.1	28.936	84.7	2:34.794	8	47.621	109.5	1:16.962	116.7	28.794	84.0	2:33.377
4	48.193	105.5	1:17.200	116.7	28.638	86.4	2:34.031	9	52.139	104.5	1:17.878	116.1	29.256	82.2	2:39.273
5	48.629	105.0	1:16.693	116.3	28.950	83.6	2:34.272	10							

15 Ian Phillips (B2)								BMC Mk1							
lap	Sect-1	Speed	Sect-2	Speed	Sect-3	Speed	Laptime Pit	lap	Sect-1	Speed	Sect-2	Speed	Sect-3	Speed	Laptime Pit
1		93.3	1:21.274	113.4	30.268	76.7	2:51.320	6	49.069	106.0	1:19.545	113.2	29.856	82.3	2:38.470
2	51.280	102.5	1:19.671	111.8	30.263	80.6	2:41.214	7	50.273	104.0	1:20.159	112.6	29.958	83.2	2:40.390
3	49.816	102.9	1:19.997	114.3	30.642	84.0	2:40.455	8	50.187	104.2	1:19.556	111.8	30.335	83.2	2:40.078
4	50.024	95.6	1:21.075	113.4	30.169	83.3	2:41.268	9	50.870	101.4	1:22.415	108.1	31.559	79.4	2:44.844
5	49.647	98.3	1:20.221	113.6	30.539	83.6	2:40.407	10							

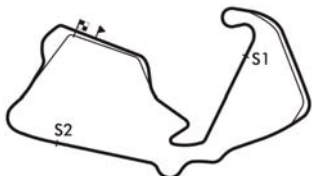
18 Erik Justesen (B2)								U2 Mk2							
lap	Sect-1	Speed	Sect-2	Speed	Sect-3	Speed	Laptime Pit	lap	Sect-1	Speed	Sect-2	Speed	Sect-3	Speed	Laptime Pit
1		97.4	1:24.648	114.7	30.334	81.7	2:53.957	6	50.166	106.9	1:20.786	115.1	30.794	74.1	2:41.746
2	50.538	105.4	1:21.138	114.3	30.192	79.2	2:41.868	7	50.476	104.9	1:22.174	114.7	31.145	82.8	2:43.795
3	50.627	103.6	1:20.157	114.9	30.280	80.7	2:41.064	8	50.967	106.7	1:20.142	115.7	30.382	82.3	2:41.491
4	49.969	106.5	1:20.328	115.5	30.314	80.8	2:40.611	9	50.479	105.7	1:20.400	115.3	30.643	83.0	2:41.522
5	50.379	106.5	1:20.307	115.5	30.040	81.1	2:40.726	10							

19 Colin Mckay (B2)								Gemini Mk2							
lap	Sect-1	Speed	Sect-2	Speed	Sect-3	Speed	Laptime Pit	lap	Sect-1	Speed	Sect-2	Speed	Sect-3	Speed	Laptime Pit
1		95.7	1:24.607	106.9	31.852	79.8	2:57.591	5	52.649	100.2	1:23.624	107.5	31.318	78.2	2:47.591
2	53.144	89.0	1:25.740	105.8	31.588	80.7	2:50.472	6	53.197	97.4	1:24.029	107.5	30.670	83.8	2:47.896
3	53.173	97.0	1:22.564	107.2	31.301	80.8	2:47.038	7	52.951	97.8	1:22.950	107.5	30.883	84.2	2:46.784
4	53.424	98.8	1:22.414	107.7	30.668	79.9	2:46.506	8	52.764	98.8	1:22.486	106.0	31.932	73.9	2:47.182

23 Stuart Roach (B2)								Condor S2							
lap	Sect-1	Speed	Sect-2	Speed	Sect-3	Speed	Laptime Pit	lap	Sect-1	Speed	Sect-2	Speed	Sect-3	Speed	Laptime Pit
1		110.9	1:16.557	119.0	27.900	86.0	2:35.511	6	46.843	109.3	1:15.714	114.7	27.703	87.5	2:30.260
2	47.104	112.6	1:16.549	115.9	27.568	88.9	2:31.221	7	47.013	110.4	1:16.508	116.5	27.381	87.5	2:30.902
3	46.667	110.2	1:15.640	115.7	27.358	87.2	2:29.665	8	46.555	113.0	1:16.118	115.3	27.968	88.2	2:30.641
4	46.678	109.8	1:15.783	115.5	27.452	88.7	2:29.913	9	47.009	108.1	1:16.161	114.3	27.682	84.9	2:30.852
5	47.035	108.9	1:15.701	116.3	27.538	88.0	2:30.274	10							

24 Floris-Jan Hekker (B2)								Rayberg FJ							
lap	Sect-1	Speed	Sect-2	Speed	Sect-3	Speed	Laptime Pit	lap	Sect-1	Speed	Sect-2	Speed	Sect-3	Speed	Laptime Pit
1		99.0	1:25.758	108.6	31.773	79.4	3:00.622	5	51.995	102.6	1:23.738	108.4	31.192	77.8	2:46.925
2	53.006	89.4	1:24.404	108.4	31.345	77.9	2:48.755	6	53.352	100.2	1:23.819	108.6	31.662	77.6	2:48.833
3	52.623	101.4	1:23.142	108.2	31.480	79.0	2:47.245	7	51.782	101.5	1:23.424	106.2	31.323	79.1	2:46.529
4	52.331	101.1	1:23.074	109.1	30.920	79.0	2:46.325	8	53.031	101.2	1:22.900	107.9	31.102	79.0	2:47.033

25 Jac Nellemann (B2)								Alfa Dana FJ							
lap	Sect-1	Speed	Sect-2	Speed	Sect-3	Speed	Laptime Pit	lap	Sect-1	Speed	Sect-2	Speed	Sect-3	Speed	Laptime Pit
1		106.9	1:19.058	113.4	29.937	83.5	2:43.589	6	49.279	103.4	1:19.610	110.9	30.807	74.3	2:39.696
2	48.913	104.0	1:19.062	110.7	29.298	82.3	2:37.273	7	50.207	104.0	1:19.112	111.5	29.872	82.6	2:39.191
3	48.975	104.2	1:19.029	114.3	29.311	84.9	2:37.315	8	48.978	102.8	1:19.077	112.4	29.557	81.7	2:37.612
4	49.606	105.4	1:19.189	114.3	30.094	78.6	2:38.889	9	49.237	102.6	1:19.568	111.5	30.238	82.2	2:39.043
5	49.555	106.0	1:19.511	110.7	29.703	80.3	2:38.769	10							



Session Start: 12:12:51 - Finish: 12:35:06

Weather/Track Conditions: Overcast / Dry

Circuit: Silverstone Historic Grand Prix

Track Length: 5.857 Km - 3.6394 miles

Printed: 22-07-2018 - 12:41

Silverstone Classic - 20 - 22 Jul 2018

John Surtees Trophy For Historic Formula Junior Period E

Race 15 - Sector Analysis

26 Roger Dexter (B2)							Elva-DKW 100										
lap	Sect-1	Speed	Sect-2	Speed	Sect-3	Speed	Laptime	Pit	lap	Sect-1	Speed	Sect-2	Speed	Sect-3	Speed	Laptime	Pit
1		92.6	1:26.836	100.9	31.502	79.7	3:02.324		5	53.899	92.1	1:24.886	99.3	31.035	77.9	2:49.820	
2	54.445	90.7	1:24.915	101.1	31.478	78.1	2:50.838		6	54.225	92.3	1:25.200	99.1	30.759	78.6	2:50.184	
3	53.987	93.2	1:25.365	99.1	31.843	76.8	2:51.195		7	54.132	94.0	1:24.921	98.7	32.004	76.8	2:51.057	
4	54.216	91.1	1:24.971	100.0	31.176	77.1	2:50.363		8	53.620	90.4	1:24.953	98.7	30.660	78.8	2:49.233	

27 Tom De Gres (A)							Stanguellini FJ										
lap	Sect-1	Speed	Sect-2	Speed	Sect-3	Speed	Laptime	Pit	lap	Sect-1	Speed	Sect-2	Speed	Sect-3	Speed	Laptime	Pit
1		96.7	1:23.527	113.4	30.922	77.9	2:55.916		6	50.536	104.7	1:20.595	112.4	30.310	80.0	2:41.441	
2	50.921	104.5	1:22.790	113.2	31.265	79.2	2:44.976		7	50.386	104.5	1:20.917	112.8	30.281	79.3	2:41.584	
3	51.732	103.9	1:20.901	113.0	30.422	82.2	2:43.055		8	52.162	103.9	1:20.344	112.6	30.282	82.4	2:42.788	
4	50.461	103.6	1:21.614	106.5	31.817	78.5	2:43.892		9	50.432	103.9	1:20.284	110.4	29.949	82.5	2:40.665	
5	50.867	105.0	1:20.121	113.7	29.566	81.7	2:40.554		10								

28 Larry Kinch (B2)							Gemini Mk2										
lap	Sect-1	Speed	Sect-2	Speed	Sect-3	Speed	Laptime	Pit	lap	Sect-1	Speed	Sect-2	Speed	Sect-3	Speed	Laptime	Pit
1		96.4	1:25.376	111.1	31.178	77.1	2:58.717		5	52.431	101.8	1:23.293	109.5	32.067	74.2	2:47.791	
2	52.795	85.2	1:25.261	110.4	30.979	76.0	2:49.035		6	53.435	102.0	1:23.325	110.0	31.162	78.4	2:47.922	
3	52.622	102.5	1:22.850	109.5	31.363	78.7	2:46.835		7	52.917	101.8	1:22.679	109.3	30.884	80.8	2:46.480	
4	53.048	100.6	1:22.453	110.9	31.070	79.9	2:46.571		8								

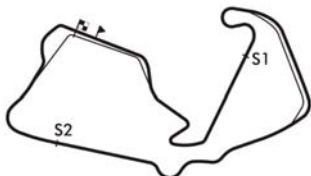
29 William Grimshaw (B2)							Moorland Mk1										
lap	Sect-1	Speed	Sect-2	Speed	Sect-3	Speed	Laptime	Pit	lap	Sect-1	Speed	Sect-2	Speed	Sect-3	Speed	Laptime	Pit
1		98.3	1:20.768	113.0	30.600	84.2	2:48.137		6	49.484	105.7	1:18.228	114.1	30.588	79.8	2:38.300	
2	50.906	105.5	1:20.418	111.7	29.767	82.7	2:41.091		7	50.414	105.7	1:18.424	113.4	29.118	85.3	2:37.956	
3	49.278	105.0	1:19.016	112.2	29.493	86.1	2:37.787		8	49.765	106.5	1:18.964	112.4	29.849	82.4	2:38.578	
4	49.094	105.4	1:18.624	108.9	30.145	85.3	2:37.863		9	49.630	94.5	1:21.220	112.8	29.522	85.9	2:40.372	
5	50.123	104.9	1:18.702	113.0	29.105	85.5	2:37.930		10								

30 Trevor Griffiths (C2)							Emeryson FJ										
lap	Sect-1	Speed	Sect-2	Speed	Sect-3	Speed	Laptime	Pit	lap	Sect-1	Speed	Sect-2	Speed	Sect-3	Speed	Laptime	Pit
1		101.7	1:20.582	113.2	30.144	84.7	2:48.481		6	49.855	104.2	1:19.529	111.8	29.050	85.1	2:38.434	
2	50.447	103.2	1:21.372	109.1	29.682	84.4	2:41.501		7	50.055	105.5	1:19.769	114.1	29.614	85.2	2:39.438	
3	50.066	103.6	1:20.448	110.9	29.780	81.7	2:40.294		8	50.251	103.2	1:19.497	113.0	29.742	86.8	2:39.490	
4	52.396	100.5	1:21.099	111.7	29.737	84.8	2:43.232		9	49.457	103.9	1:20.325	113.7	29.445	86.7	2:39.227	
5	50.287	102.6	1:20.316	106.4	29.519	85.3	2:40.122		10								

31 Peter Edbrooke (C2)							Lotus 18										
lap	Sect-1	Speed	Sect-2	Speed	Sect-3	Speed	Laptime	Pit	lap	Sect-1	Speed	Sect-2	Speed	Sect-3	Speed	Laptime	Pit
1		92.2	1:31.245	96.7	35.888	75.4	3:16.780		5	57.991	83.1	1:35.410	90.2	42.269	69.0	3:15.670	
2	56.682	88.4	1:32.119	90.8	37.539	75.2	3:06.340		6	1:00.083	91.1	1:32.516	96.6	39.771	75.3	3:12.370	
3	58.975	85.9	1:31.496	91.2	37.148	72.7	3:07.619		7	56.415	86.0	1:31.193	97.8	37.153	72.4	3:04.761	
4	1:00.259	87.7	1:38.620	83.0	38.984	77.0	3:17.863		8								

32 Ray Mallock (B2)							U2 Mk2										
lap	Sect-1	Speed	Sect-2	Speed	Sect-3	Speed	Laptime	Pit	lap	Sect-1	Speed	Sect-2	Speed	Sect-3	Speed	Laptime	Pit
1		113.0	1:15.760	123.8	27.815	88.8	2:34.366		6	46.504	112.2	1:16.255	118.4	29.094	82.4	2:31.853	
2	46.178	115.3	1:15.199	122.0	27.827	89.7	2:29.204		7	47.372	110.2	1:18.576	118.4	27.849	87.6	2:33.797	
3	46.388	113.0	1:14.584	122.5	27.922	88.4	2:28.894		8	47.783	106.5	1:18.822	117.1	28.679	81.2	2:35.284	
4	46.299	113.2	1:14.747	121.1	27.564	89.4	2:28.610		9	47.848	109.1	1:17.132	116.7	28.467	85.2	2:33.447	
5	46.195	113.6	1:15.688	120.1	27.820	88.0	2:29.703		10								

33 Chris Drake (B2)							Terrier Mk4 Series 1										
lap	Sect-1	Speed	Sect-2	Speed	Sect-3	Speed	Laptime	Pit	lap	Sect-1	Speed	Sect-2	Speed	Sect-3	Speed	Laptime	Pit
1		112.8	1:15.044	123.1	27.878	87.7	2:33.439		6	45.946	115.1	1:13.820	123.8	27.320	89.6	2:27.086	
2	46.601	113.6	1:14.611	122.9	27.522	89.4	2:28.734		7	46.859	117.9	1:13.931	122.9	28.425	89.2	2:29.215	
3	46.880	110.7	1:15.061	122.2	27.580	90.0	2:29.521		8	46.044	113.7	1:14.396	122.5	27.903	88.9	2:28.343	
4	46.414	113.2	1:14.579	122.9	27.416	89.8	2:28.409		9	46.211	114.7	1:15.301	112.8	27.829	88.8	2:29.341	
5	46.491	114.3	1:14.452	123.6	27.529	89.0	2:28.472		10								



Session Start: 12:12:51 - Finish: 12:35:06

Weather/Track Conditions: Overcast / Dry

Circuit: Silverstone Historic Grand Prix

Track Length: 5.857 Km - 3.6394 miles

Printed: 22-07-2018 - 12:41

Silverstone Classic - 20 - 22 Jul 2018

John Surtees Trophy For Historic Formula Junior Period E

Race 15 - Sector Analysis

34 James Owen (B2)								Gemini Mk2							
lap	Sect-1	Speed	Sect-2	Speed	Sect-3	Speed	Laptime Pit	lap	Sect-1	Speed	Sect-2	Speed	Sect-3	Speed	Laptime Pit
1		102.0	1:19.005	114.7	29.517	84.9	2:45.092	6	48.234	106.2	1:18.058	113.0	29.464	84.7	2:35.756
2	49.146	106.2	1:18.163	113.4	28.988	87.0	2:36.297	7	50.183	107.2	1:17.952	113.6	28.798	85.8	2:36.933
3	48.616	108.1	1:17.874	115.1	29.651	85.5	2:36.141	8	48.553	109.3	1:18.625	116.5	29.028	83.7	2:36.206
4	49.804	105.0	1:18.647	115.3	30.772	80.9	2:39.223	9	50.329	100.6	1:19.420	113.9	29.625	85.5	2:39.374
5	49.485	104.7	1:32.291	113.0	29.280	87.3	2:51.056	10							

35 Harry Bishop (C2)								Sauter 1960							
lap	Sect-1	Speed	Sect-2	Speed	Sect-3	Speed	Laptime Pit	lap	Sect-1	Speed	Sect-2	Speed	Sect-3	Speed	Laptime Pit
1		98.8	1:20.109	116.1	29.376	82.6	2:49.361	2							

37 James McBrien (C2)								Elva 200							
lap	Sect-1	Speed	Sect-2	Speed	Sect-3	Speed	Laptime Pit	lap	Sect-1	Speed	Sect-2	Speed	Sect-3	Speed	Laptime Pit
1		99.9	1:27.537	108.9	33.712	72.9	3:06.629	5	53.746	92.9	1:23.856	108.2	33.045	78.3	2:50.647
2	53.926	88.8	1:24.953	106.7	33.309	78.6	2:52.188	6	54.715	102.5	1:24.043	106.0	33.065	76.0	2:51.823
3	52.805	97.0	1:24.955	100.9	33.973	77.9	2:51.733	7	54.103	99.9	1:23.256	108.2	32.120	79.0	2:49.479
4	55.070	94.7	1:24.987	101.8	33.559	79.0	2:53.616	8	1:07.410	94.0	1:24.119	107.4	33.203	73.9	3:04.732

39 David Walker (C1)								Lotus 18							
lap	Sect-1	Speed	Sect-2	Speed	Sect-3	Speed	Laptime Pit	lap	Sect-1	Speed	Sect-2	Speed	Sect-3	Speed	Laptime Pit
1		82.0	1:33.267	90.4	37.718	71.0	3:23.078	5	57.073	80.3	1:32.320	102.5	35.639	74.2	3:05.032
2	58.219	83.3	1:34.601	96.1	37.747	72.5	3:10.567	6	57.688	97.0	1:31.382	96.4	35.511	76.2	3:04.581
3	58.165	86.5	1:33.453	97.5	37.808	70.2	3:09.426	7	57.767	93.9	1:30.159	97.8	35.415	77.5	3:03.341
4	55.739	88.2	1:32.844	91.4	38.414	72.5	3:06.997	8	54.717	93.1	1:30.080	99.9	34.973	77.4	2:59.770

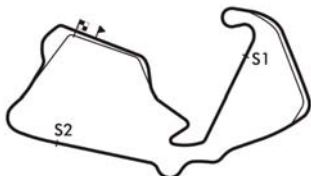
40 Chris Wilks (C2)								Deep Sanderson FJ							
lap	Sect-1	Speed	Sect-2	Speed	Sect-3	Speed	Laptime Pit	lap	Sect-1	Speed	Sect-2	Speed	Sect-3	Speed	Laptime Pit
1		101.8	1:20.574	114.1	30.258	86.1	2:49.988	6	50.314	104.7	1:19.645	111.7	29.793	79.9	2:39.752
2	50.667	104.4	1:20.268	111.3	29.792	87.3	2:40.727	7	49.811	102.9	1:20.171	111.7	29.576	78.6	2:39.558
3	50.508	101.2	1:20.973	110.7	29.965	83.4	2:41.446	8	50.688	104.2	1:18.931	111.7	29.860	85.9	2:39.479
4	50.563	104.0	1:19.593	112.4	30.032	83.2	2:40.188	9	49.389	102.9	1:20.510	111.1	29.360	82.7	2:39.259
5	50.317	103.6	1:19.132	113.0	29.891	80.7	2:39.340	10							

42 Jeremy Deeley (C2)								Cooper T52							
lap	Sect-1	Speed	Sect-2	Speed	Sect-3	Speed	Laptime Pit	lap	Sect-1	Speed	Sect-2	Speed	Sect-3	Speed	Laptime Pit
1		104.4	1:18.905	113.9	29.939	83.9	2:44.108	6	49.888	104.0	1:19.537	112.0	30.146	79.0	2:39.571
2	49.466	105.7	1:18.782	112.0	29.459	87.3	2:37.707	7	50.144	104.9	1:19.545	108.2	30.584	83.9	2:40.273
3	48.844	105.7	1:18.495	113.2	29.389	84.6	2:36.728	8	49.211	104.5	1:18.735	112.4	30.185	79.3	2:38.131
4	49.590	103.9	1:20.033	111.5	29.833	81.9	2:39.456	9	50.547	82.0	1:20.446	113.2	29.162	87.2	2:40.155
5	50.556	105.4	1:19.674	116.9	29.175	86.7	2:39.405	10							

43 Ian Simmonds (C2)								Envoy Mk1							
lap	Sect-1	Speed	Sect-2	Speed	Sect-3	Speed	Laptime Pit	lap	Sect-1	Speed	Sect-2	Speed	Sect-3	Speed	Laptime Pit

45 Gordon Wright (C2)								Britannia FJ							
lap	Sect-1	Speed	Sect-2	Speed	Sect-3	Speed	Laptime Pit	lap	Sect-1	Speed	Sect-2	Speed	Sect-3	Speed	Laptime Pit
1		87.6	1:28.968	106.9	33.947	80.7	3:07.820	4	55.923	92.1	1:27.378	111.5	33.225	78.6	2:56.526
2	53.930	85.9	1:27.047	108.8	34.870	78.4	2:55.847	5	55.695	94.0	1:25.661	111.5	33.179	80.3	2:54.535
3	54.668	93.5	1:25.957	110.4	33.635	77.1	2:54.260	6							

46 George Haynes (C2)								Elva 200							
lap	Sect-1	Speed	Sect-2	Speed	Sect-3	Speed	Laptime Pit	lap	Sect-1	Speed	Sect-2	Speed	Sect-3	Speed	Laptime Pit
1		102.8	1:19.904	111.5	29.275	82.0	2:44.228	5	52.062	97.8	1:20.571	106.0	29.425	85.1	2:42.058
2	50.214	101.2	1:19.641	107.9	29.392	85.2	2:39.247	6	50.774	98.4	1:21.534	105.8	29.688	82.8	2:41.996
3	50.018	100.5	1:20.257	105.2	29.380	82.7	2:39.655	7	51.682	98.1	2:15.643	42.2	59.050	41.2	4:06.375
4	50.919	99.4	1:20.141	106.2	29.328	83.5	2:40.388	8							



Session Start: 12:12:51 - Finish: 12:35:06

Weather/Track Conditions: Overcast / Dry

Circuit: Silverstone Historic Grand Prix

Track Length: 5.857 Km - 3.6394 miles

Printed: 22-07-2018 - 12:41

Silverstone Classic - 20 - 22 Jul 2018

John Surtees Trophy For Historic Formula Junior Period E

Race 15 - Sector Analysis

47 Richard Utley (C1)								Caravelle Mk1							
lap	Sect-1	Speed	Sect-2	Speed	Sect-3	Speed	Laptime Pit	lap	Sect-1	Speed	Sect-2	Speed	Sect-3	Speed	Laptime Pit
1		91.2	1:31.022	103.6	35.849	74.9	3:14.019	5	1:01.678	83.8	1:35.424	99.1	36.614	59.6	3:13.716
2	57.046	85.9	1:33.478	93.6	36.432	72.9	3:06.956	6	1:02.886	91.1	1:31.805	101.8	35.605	76.9	3:10.296
3	1:03.267	84.3	1:33.743	103.4	34.580	76.9	3:11.590	7	58.009	90.0	1:30.555	102.8	37.678	68.2	3:06.242
4	57.171	88.1	1:35.897	91.9	37.246	66.3	3:10.314	8							

49 Mike Gregory (C2)								De Tomaso ISIS							
lap	Sect-1	Speed	Sect-2	Speed	Sect-3	Speed	Laptime Pit	lap	Sect-1	Speed	Sect-2	Speed	Sect-3	Speed	Laptime Pit
1		89.1	1:28.496	104.9	33.295	75.1	3:07.176	5	54.220	96.7	1:26.448	106.5	33.353	66.2	2:54.021
2	54.777	82.0	1:28.567	106.4	34.164	70.7	2:57.508	6	56.267	96.8	1:27.726	105.2	33.101	75.5	2:57.094
3	54.839	96.3	1:27.477	105.7	34.091	72.5	2:56.407	7	53.631	99.1	1:25.564	105.2	33.031	75.1	2:52.226
4	55.741	91.7	1:27.818	104.9	33.641	76.3	2:57.200	8	55.827	90.2	1:27.595	106.4	33.074	73.0	2:56.496

63 Marek Reichman (C2)								Cooper T56							
lap	Sect-1	Speed	Sect-2	Speed	Sect-3	Speed	Laptime Pit	lap	Sect-1	Speed	Sect-2	Speed	Sect-3	Speed	Laptime Pit
1								1							

81 Hunter Nigel Russell (B2)								Sadler FJ							
lap	Sect-1	Speed	Sect-2	Speed	Sect-3	Speed	Laptime Pit	lap	Sect-1	Speed	Sect-2	Speed	Sect-3	Speed	Laptime Pit
1								1							

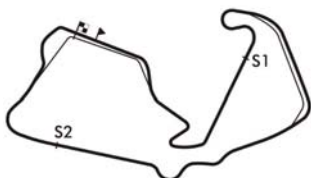
90 Mark Haynes (B2)								Nota FJ							
lap	Sect-1	Speed	Sect-2	Speed	Sect-3	Speed	Laptime Pit	lap	Sect-1	Speed	Sect-2	Speed	Sect-3	Speed	Laptime Pit
1		96.0	1:24.894	109.5	32.969	81.9	3:00.076	5	51.659	100.3	1:22.271	109.3	32.106	83.5	2:46.036
2	53.390	77.1	1:25.508	106.0	32.727	81.8	2:51.625	6	52.053	96.6	1:22.213	110.0	31.700	83.5	2:45.966
3	52.459	98.0	1:23.219	109.8	33.154	81.3	2:48.832	7	51.541	99.0	1:23.491	104.9	31.484	80.2	2:46.516
4	52.344	100.2	1:22.731	109.1	32.147	83.9	2:47.222	8	53.681	99.3	1:22.003	110.4	31.821	82.6	2:47.505

91 Peter de la Roche (B2)								Lola Mk2							
lap	Sect-1	Speed	Sect-2	Speed	Sect-3	Speed	Laptime Pit	lap	Sect-1	Speed	Sect-2	Speed	Sect-3	Speed	Laptime Pit
1		111.1	1:14.625	119.6	27.768	87.7	2:32.284	6	46.508	109.3	1:14.049	117.9	27.502	86.3	2:28.059
2	46.742	110.7	1:14.126	119.4	27.695	89.6	2:28.563	7	47.651	110.0	1:14.741	120.1	27.993	90.6	2:30.385
3	46.600	109.5	1:14.146	122.7	27.770	87.6	2:28.516	8	46.733	110.0	1:14.468	119.0	27.544	89.1	2:28.745
4	46.752	110.2	1:14.365	119.2	27.401	89.6	2:28.518	9	46.687	110.4	1:15.024	119.2	27.337	89.4	2:29.048
5	46.356	109.8	1:15.332	118.4	27.178	88.8	2:28.866	10							

99 Simon Jones (B2)								Elva 100							
lap	Sect-1	Speed	Sect-2	Speed	Sect-3	Speed	Laptime Pit	lap	Sect-1	Speed	Sect-2	Speed	Sect-3	Speed	Laptime Pit
1		101.4	1:20.735	110.9	30.248	82.5	2:47.681	3	54.610	76.1	1:38.365	86.4	39.923	70.5	3:12.898
2	50.500	101.8	1:30.217	107.9	31.991	82.2	2:52.708	4							

111 Nick Taylor (B2)								Elva 100							
lap	Sect-1	Speed	Sect-2	Speed	Sect-3	Speed	Laptime Pit	lap	Sect-1	Speed	Sect-2	Speed	Sect-3	Speed	Laptime Pit
1		105.5	1:19.319	110.6	29.092	84.6	2:40.507	6	49.108	102.6	1:19.847	110.0	28.725	84.2	2:37.680
2	48.704	103.7	1:18.748	109.3	28.762	85.5	2:36.214	7	48.911	102.6	1:18.792	109.8	28.629	84.3	2:36.332
3	48.587	102.8	1:18.905	108.9	28.792	82.8	2:36.284	8	48.828	102.1	1:18.435	110.0	28.673	84.4	2:35.936
4	48.836	102.0	1:18.677	110.0	28.666	84.1	2:36.179	9	48.535	102.8	1:20.497	111.3	29.567	80.2	2:38.599
5	48.558	102.0	1:18.509	110.0	28.749	82.2	2:35.816	10							

115 Harindra De Silva (B2)								Lola Mk2							
lap	Sect-1	Speed	Sect-2	Speed	Sect-3	Speed	Laptime Pit	lap	Sect-1	Speed	Sect-2	Speed	Sect-3	Speed	Laptime Pit
1		110.9	1:20.119	118.8	29.595	84.3	2:43.178	6	49.342	109.8	1:19.126	119.4	30.040	84.4	2:38.508
2	48.022	111.7	1:18.204	119.0	29.414	86.5	2:35.640	7	51.540	112.0	1:18.196	120.5	30.227	85.8	2:39.963
3	49.010	112.8	1:19.027	118.1	29.871	84.6	2:37.908	8	50.235	111.8	1:17.214	119.6	30.452	81.0	2:37.901
4	48.867	110.4	1:19.489	118.4	31.813	69.0	2:40.169	9	50.534	76.3	1:19.132	119.0	29.654	85.2	2:39.320
5	51.616	112.8	1:20.317	120.3	30.374	84.9	2:42.307	10							



Session Start: 12:12:51 - Finish: 12:35:06

Weather/Track Conditions: Overcast / Dry

Circuit: Silverstone Historic Grand Prix

Track Length: 5.857 Km - 3.6394 miles

Printed: 22-07-2018 - 12:41

Silverstone Classic - 20 - 22 Jul 2018

John Surtees Trophy For Historic Formula Junior Period E

Race 15 - Sector Analysis

118 John Rowe (C2)								Lotus 18							
lap	Sect-1	Speed	Sect-2	Speed	Sect-3	Speed	Laptime Pit	lap	Sect-1	Speed	Sect-2	Speed	Sect-3	Speed	Laptime Pit
1		91.7	1:27.574	99.6	33.996	76.7	3:05.869	5	54.064	100.9	1:27.764	112.6	33.117	79.3	2:54.945
2	53.754	91.3	1:28.757	106.2	34.111	77.0	2:56.622	6	54.977	97.5	1:27.989	111.3	33.340	76.3	2:56.306
3	53.951	98.8	1:26.670	112.8	34.016	79.0	2:54.637	7	53.630	98.4	1:28.089	112.2	32.450	62.8	2:54.169
4	54.915	99.4	1:27.342	113.0	34.185	77.1	2:56.442	8	56.791	94.4	1:27.820	110.2	33.187	75.2	2:57.798

122 Robin Lackford (B2)								Elva 100							
lap	Sect-1	Speed	Sect-2	Speed	Sect-3	Speed	Laptime Pit	lap	Sect-1	Speed	Sect-2	Speed	Sect-3	Speed	Laptime Pit
1		95.9	1:24.523	106.2	30.568	79.9	2:54.434	6	51.345	97.7	1:22.458	105.0	30.900	79.4	2:44.703
2	51.675	98.1	1:23.686	104.5	31.280	78.2	2:46.641	7	51.565	96.8	1:24.119	104.5	31.028	75.0	2:46.712
3	51.621	97.5	1:23.868	104.5	30.641	78.2	2:46.130	8	51.012	100.3	1:22.440	109.5	30.103	77.8	2:43.555
4	50.968	98.0	1:22.277	104.9	30.531	79.4	2:43.776	9	51.102	98.1	1:22.634	104.2	30.567	80.2	2:44.303
5	51.189	98.4	1:21.605	105.2	30.786	78.9	2:43.580	10							

125 Andrew Tart (B2)								Bond FJ							
lap	Sect-1	Speed	Sect-2	Speed	Sect-3	Speed	Laptime Pit	lap	Sect-1	Speed	Sect-2	Speed	Sect-3	Speed	Laptime Pit
1		105.5	1:25.176	119.4	31.300	84.3	3:03.198	6	49.156	110.7	1:19.108	119.8	30.581	84.2	2:38.845
2	50.151	105.0	1:20.724	120.7	30.975	83.9	2:41.850	7	48.944	111.5	1:20.198	119.6	30.716	82.6	2:39.858
3	50.215	111.1	1:20.158	118.4	30.201	86.7	2:40.574	8	50.009	109.8	1:19.935	119.6	30.689	85.6	2:40.633
4	49.074	110.0	1:19.440	120.3	30.602	84.6	2:39.116	9	49.370	110.0	1:20.015	119.0	30.405	84.2	2:39.790
5	49.430	110.6	1:19.967	119.4	30.251	84.0	2:39.648	10							

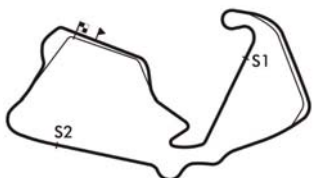
139 Robert Barrie (A)								Stanguellini FJ							
lap	Sect-1	Speed	Sect-2	Speed	Sect-3	Speed	Laptime Pit	lap	Sect-1	Speed	Sect-2	Speed	Sect-3	Speed	Laptime Pit
1		92.8	1:26.698	108.4	31.574	80.4	3:01.160	6	50.737	100.2	1:21.076	108.9	30.119	79.2	2:41.932
2	52.452	96.3	1:23.512	104.4	31.409	78.2	2:47.373	7	50.598	101.2	1:21.210	110.2	30.294	82.5	2:42.102
3	53.002	101.5	1:22.080	109.7	31.110	78.7	2:46.192	8	51.393	98.1	1:22.250	108.8	29.787	81.6	2:43.430
4	52.954	99.6	1:21.898	108.8	30.245	74.5	2:45.097	9	51.432	99.4	1:21.460	108.2	29.921	82.3	2:42.813
5	50.853	100.9	1:20.946	109.1	29.847	82.6	2:41.646	10							

141 Peter Fenichel (C2)								Cooper T56							
lap	Sect-1	Speed	Sect-2	Speed	Sect-3	Speed	Laptime Pit	lap	Sect-1	Speed	Sect-2	Speed	Sect-3	Speed	Laptime Pit
1		96.1	1:25.569	102.5	32.021	78.2	3:01.082	5	52.459	102.8	1:23.479	109.8	31.797	72.5	2:47.735
2	52.936	86.1	1:23.618	104.0	31.346	80.8	2:47.900	6	53.465	98.4	1:24.157	107.9	30.709	81.7	2:48.331
3	52.663	95.2	1:22.491	110.4	31.467	80.0	2:46.621	7	52.801	97.7	1:23.487	105.5	30.777	84.7	2:47.065
4	52.414	96.4	1:22.368	106.5	31.088	78.0	2:45.870	8	52.392	100.6	1:22.143	108.9	30.026	83.2	2:44.561

221 Julian Majzub (B2)								Sadler FJ							
lap	Sect-1	Speed	Sect-2	Speed	Sect-3	Speed	Laptime Pit	lap	Sect-1	Speed	Sect-2	Speed	Sect-3	Speed	Laptime Pit
1		89.6	1:23.925	105.2	31.073	82.4	2:55.218	6	50.806	102.1	1:21.570	109.1	30.837	81.0	2:43.213
2	51.038	101.4	1:22.456	108.8	31.327	82.7	2:44.821	7	50.589	101.8	1:20.836	110.0	30.018	80.5	2:41.443
3	50.367	98.4	1:21.745	108.4	30.465	81.0	2:42.577	8	50.495	102.1	1:20.543	109.8	29.688	81.4	2:40.726
4	50.254	97.5	1:21.430	109.3	31.242	79.2	2:42.926	9	50.540	100.0	1:20.957	108.9	29.337	82.3	2:40.834
5	50.938	99.6	1:20.972	109.7	30.327	79.4	2:42.237	10							

222 Jeremy Knight (B2)								Elva 100							
lap	Sect-1	Speed	Sect-2	Speed	Sect-3	Speed	Laptime Pit	lap	Sect-1	Speed	Sect-2	Speed	Sect-3	Speed	Laptime Pit

272 Andrew Hibberd (B2)								Lola Mk2							
lap	Sect-1	Speed	Sect-2	Speed	Sect-3	Speed	Laptime Pit	lap	Sect-1	Speed	Sect-2	Speed	Sect-3	Speed	Laptime Pit
1		113.2	1:14.684	119.6	27.705	88.9	2:30.972	6	46.211	112.0	1:13.686	120.9	27.733	86.9	2:27.630
2	46.387	110.7	1:13.999	120.3	27.418	89.2	2:27.804	7	47.642	112.8	1:13.994	120.7	27.292	90.3	2:28.928
3	46.379	109.7	1:14.382	120.3	27.386	89.4	2:28.147	8	46.037	112.0	1:13.621	121.1	27.436	91.6	2:27.094
4	46.379	111.3	1:13.862	121.1	27.240	86.9	2:27.481	9	47.833	111.1	1:13.652	120.7	27.504	88.2	2:28.989
5	46.317	110.9	1:15.496	121.1	27.319	89.2	2:29.132	10							



Session Start: 12:12:51 - Finish: 12:35:06

Weather/Track Conditions: Overcast / Dry

Circuit: Silverstone Historic Grand Prix

Track Length: 5.857 Km - 3.6394 miles

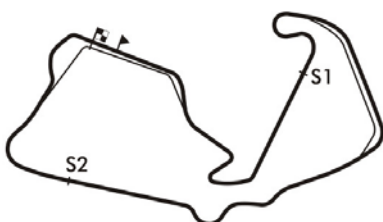
Printed: 22-07-2018 - 12:41

Silverstone Classic - 20 - 22 Jul 2018

John Surtees Trophy For Historic Formula Junior Period E

Race 15 - Best Sector Times

SECTOR 1			SECTOR 2			SECTOR 3			IDEAL / BEST LAP COMPARISON						
NO	TIME	LAP	NO	TIME	LAP	NO	TIME	LAP	NO	NAME	BEST	IN	IDEAL	DIFF	
1	11	45.835	5	272	1:13.621	8	91	27.178	5	33	Chris Drake	2:27.086	6	2:27.086	+0.000
2	33	45.946	6	33	1:13.820	6	11	27.221	8	272	Andrew Hibberd	2:27.094	8	2:26.898	+0.196
3	272	46.037	8	11	1:13.885	8	272	27.240	4	11	Will Mitcham	2:27.198	8	2:26.941	+0.257
4	32	46.178	2	91	1:14.049	6	33	27.320	6	91	Peter de la Roche	2:28.059	6	2:27.583	+0.476
5	91	46.356	5	5	1:14.274	8	23	27.358	3	32	Ray Mallock	2:28.610	4	2:28.326	+0.284
6	23	46.555	8	32	1:14.584	3	5	27.538	8	5	Miles Griffiths	2:28.834	8	2:28.482	+0.352
7	5	46.670	3	8	1:15.328	5	32	27.564	4	23	Stuart Roach	2:29.665	3	2:29.553	+0.112
8	8	46.949	3	23	1:15.640	3	8	28.052	9	8	Alex Morton	2:30.929	5	2:30.329	+0.600
9	14	47.621	8	14	1:16.269	2	2	28.201	5	14	Crispian Besley	2:33.377	8	2:32.528	+0.849
10	2	47.804	3	2	1:16.870	6	111	28.629	7	2	Mark Woodhouse	2:33.889	5	2:32.875	+1.014
11	115	48.022	2	115	1:17.214	8	14	28.638	4	115	Harindra De Silva	2:35.640	2	2:34.650	+0.990
12	34	48.234	6	10	1:17.517	5	34	28.798	7	34	James Owen	2:35.756	6	2:34.906	+0.850
13	111	48.535	9	34	1:17.874	3	3	28.873	9	111	Nick Taylor	2:35.816	5	2:35.599	+0.217
14	10	48.685	4	29	1:18.228	6	30	29.050	6	10	Mike Walker	2:35.931	5	2:35.551	+0.380
15	3	48.751	2	3	1:18.341	2	29	29.105	5	3	Justin Fleming	2:36.490	2	2:35.965	+0.525
16	42	48.844	3	111	1:18.435	8	42	29.162	9	42	Jeremy Deeley	2:36.728	3	2:36.501	+0.227
17	25	48.913	2	42	1:18.495	3	46	29.275	1	25	Jac Nellemann	2:37.273	2	2:37.240	+0.033
18	125	48.944	7	40	1:18.931	8	25	29.298	2	29	William Grimshaw	2:37.787	3	2:36.427	+1.360
19	15	49.069	6	25	1:19.029	3	221	29.337	9	30	Trevor Griffiths	2:38.434	6	2:38.004	+0.430
20	29	49.094	4	125	1:19.108	6	10	29.349	5	15	Ian Phillips	2:38.470	6	2:38.470	+0.000
21	40	49.389	9	12	1:19.333	4	40	29.360	9	125	Andrew Tart	2:38.845	6	2:38.253	+0.592
22	30	49.457	9	30	1:19.497	8	35	29.376	1	40	Chris Wilks	2:39.259	9	2:37.680	+1.579
23	18	49.969	4	15	1:19.545	6	115	29.414	2	27	Tom De Gres	2:40.554	5	2:40.073	+0.481
24	46	50.018	3	46	1:19.641	2	27	29.566	5	18	Erik Justesen	2:40.611	4	2:40.151	+0.460
25	221	50.254	4	35	1:20.109	1	139	29.787	8	12	Keith Roach	2:40.674	6	2:39.527	+1.147
26	12	50.299	6	27	1:20.121	5	15	29.856	6	221	Julian Majzub	2:40.726	8	2:40.134	+0.592
27	27	50.386	7	18	1:20.142	8	12	29.895	9	139	Robert Barrie	2:41.646	5	2:41.331	+0.315
28	99	50.500	2	221	1:20.543	8	141	30.026	8	122	Robin Lackford	2:43.555	8	2:42.676	+0.879
29	139	50.598	7	99	1:20.735	1	18	30.040	5	141	Peter Fenichel	2:44.561	8	2:44.561	+0.000
30	122	50.968	4	139	1:20.946	5	122	30.103	8	90	Mark Haynes	2:45.966	6	2:45.028	+0.938
31	90	51.541	7	122	1:21.605	5	125	30.201	3	24	Floris-Jan Hekker	2:46.325	4	2:45.602	+0.723
32	24	51.782	7	90	1:22.003	8	99	30.248	1	19	Colin Mckay	2:46.506	4	2:45.731	+0.775
33	141	52.392	8	141	1:22.143	8	26	30.660	8	26	Roger Dexter	2:49.233	8	2:49.166	+0.067
34	28	52.431	5	19	1:22.414	4	19	30.668	4	37	James McBrien	2:49.479	7	2:48.181	+1.298
35	19	52.649	5	28	1:22.453	4	4	30.676	1	49	Mike Gregory	2:52.226	7	2:52.226	+0.000
36	37	52.805	3	24	1:22.900	8	28	30.884	7	7	Duncan Rabagliati	2:52.818	7	2:52.089	+0.729
37	26	53.620	8	37	1:23.256	7	24	30.920	4	118	John Rowe	2:54.169	7	2:52.750	+1.419
38	118	53.630	7	4	1:23.623	1	90	31.484	7	39	David Walker	2:59.770	8	2:59.770	+0.000
39	49	53.631	7	26	1:24.886	5	37	32.120	7	31	Peter Edbrooke	3:04.761	7	3:03.496	+1.265
40	7	53.852	3	7	1:25.428	7	118	32.450	7	46	George Haynes	2:39.247	2	2:38.934	+0.313
41	45	53.930	2	49	1:25.564	7	7	32.809	6	28	Larry Kinch	2:46.480	7	2:45.768	+0.712
42	39	54.717	8	45	1:25.661	5	49	33.031	7	99	Simon Jones	2:47.681	1	2:41.483	+6.198
43	31	56.415	7	118	1:26.670	3	45	33.179	5	35	Harry Bishop	2:49.361	1	2:49.272	+0.089
44	47	57.046	2	39	1:30.080	8	47	34.580	3	45	Gordon Wright	2:54.260	3	2:52.770	+1.490
45	4	57.634	2	47	1:30.555	7	39	34.973	8	4	Graham Barron	2:54.821	1	2:51.933	+2.888
46	63			31	1:31.193	7	31	35.888	1	47	Richard Utley	3:06.242	7	3:02.181	+4.061
47	35	59.787	1	43			81			43	Ian Simmonds				+



Session Start: 12:12:51 - Finish: 12:35:06

Weather/Track Conditions: Overcast / Dry

Circuit: Silverstone Historic Grand Prix

Track Length: 5.857 Km - 3.6394 miles

Printed: 22-07-2018 - 12:42

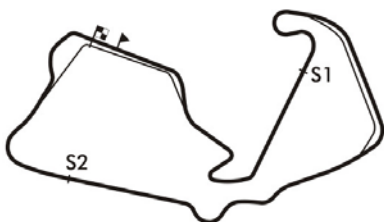


Silverstone Classic - 20 - 22 Jul 2018

John Surtees Trophy For Historic Formula Junior Period E

Race 15 - Best Sector Times

48	43	63	63
49	81	81	222
50	222	222	43



Session Start: 12:12:51 - Finish: 12:35:06

Weather/Track Conditions: Overcast / Dry

Circuit: Silverstone Historic Grand Prix

Track Length: 5.857 Km - 3.6394 miles

Printed: 22-07-2018 - 12:42

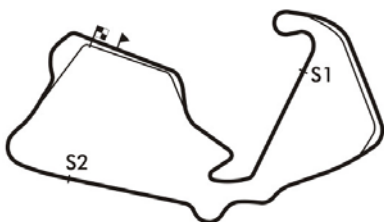


Silverstone Classic - 20 - 22 Jul 2018

John Surtees Trophy For Historic Formula Junior Period E

Race 15 - Best Sector Times

63	Marek Reichman	+
222	Jeremy Knight	+
81	Hunter Nigel Russel	+



Session Start: 12:12:51 - Finish: 12:35:06

Weather/Track Conditions: Overcast / Dry

Circuit: Silverstone Historic Grand Prix

Track Length: 5.857 Km - 3.6394 miles

Printed: 22-07-2018 - 12:42

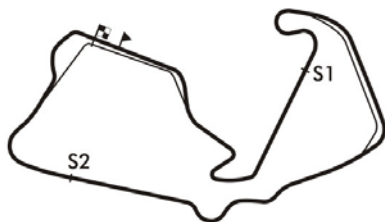


Silverstone Classic - 20 - 22 Jul 2018

John Surtees Trophy For Historic Formula Junior Period E

Race 15 - Best Sector Speeds

	NO	SECTOR 1	MPH	NO	SECTOR 2	MPH	NO	SECTOR 3	MPH
1	33	Chris Drake	117.9	32	Ray Mallock	123.8	272	Andrew Hibberd	91.6
2	32	Ray Mallock	115.3	33	Chris Drake	123.8	91	Peter de la Roche	90.6
3	11	Will Mitcham	115.1	91	Peter de la Roche	122.7	11	Will Mitcham	90.1
4	5	Miles Griffiths	113.4	11	Will Mitcham	122.5	33	Chris Drake	90.0
5	272	Andrew Hibberd	113.2	5	Miles Griffiths	121.1	32	Ray Mallock	89.7
6	23	Stuart Roach	113.0	272	Andrew Hibberd	121.1	8	Alex Morton	89.0
7	115	Harindra De Silva	112.8	125	Andrew Tart	120.7	23	Stuart Roach	88.9
8	125	Andrew Tart	111.5	115	Harindra De Silva	120.5	5	Miles Griffiths	88.3
9	91	Peter de la Roche	111.1	10	Mike Walker	119.4	34	James Owen	87.3
10	3	Justin Fleming	110.2	23	Stuart Roach	119.0	40	Chris Wilks	87.3
11	10	Mike Walker	110.2	2	Mark Woodhouse	118.6	42	Jeremy Deeley	87.3
12	14	Crispian Besley	109.5	3	Justin Fleming	117.3	10	Mike Walker	87.2
13	34	James Owen	109.3	14	Crispian Besley	117.1	30	Trevor Griffiths	86.8
14	8	Alex Morton	108.9	42	Jeremy Deeley	116.9	2	Mark Woodhouse	86.7
15	2	Mark Woodhouse	108.1	34	James Owen	116.5	125	Andrew Tart	86.7
16	18	Erik Justesen	106.9	8	Alex Morton	116.1	115	Harindra De Silva	86.5
17	25	Jac Nellemann	106.9	35	Harry Bishop	116.1	14	Crispian Besley	86.4
18	29	William Grimshaw	106.5	18	Erik Justesen	115.7	29	William Grimshaw	86.1
19	15	Ian Phillips	106.0	15	Ian Phillips	114.3	3	Justin Fleming	85.8
20	42	Jeremy Deeley	105.7	25	Jac Nellemann	114.3	111	Nick Taylor	85.5
21	30	Trevor Griffiths	105.5	29	William Grimshaw	114.1	46	George Haynes	85.2
22	111	Nick Taylor	105.5	30	Trevor Griffiths	114.1	25	Jac Nellemann	84.9
23	27	Tom De Gres	105.0	40	Chris Wilks	114.1	141	Peter Fenichel	84.7
24	40	Chris Wilks	104.7	27	Tom De Gres	113.7	19	Colin Mckay	84.2
25	12	Keith Roach	104.5	12	Keith Roach	113.6	15	Ian Phillips	84.0
26	46	George Haynes	102.8	118	John Rowe	113.0	12	Keith Roach	83.9
27	141	Peter Fenichel	102.8	45	Gordon Wright	111.5	90	Mark Haynes	83.9
28	24	Floris-Jan Hekker	102.6	46	George Haynes	111.5	18	Erik Justesen	83.0
29	28	Larry Kinch	102.5	111	Nick Taylor	111.3	221	Julian Majzub	82.7
30	37	James McBrien	102.5	28	Larry Kinch	111.1	35	Harry Bishop	82.6
31	221	Julian Majzub	102.1	99	Simon Jones	110.9	139	Robert Barrie	82.6
32	99	Simon Jones	101.8	90	Mark Haynes	110.4	27	Tom De Gres	82.5
33	139	Robert Barrie	101.5	141	Peter Fenichel	110.4	99	Simon Jones	82.5
34	118	John Rowe	100.9	139	Robert Barrie	110.2	4	Graham Barron	80.9
35	90	Mark Haynes	100.3	221	Julian Majzub	110.0	28	Larry Kinch	80.8
36	122	Robin Lackford	100.3	122	Robin Lackford	109.5	45	Gordon Wright	80.7
37	19	Colin Mckay	100.2	24	Floris-Jan Hekker	109.1	122	Robin Lackford	80.2
38	63	Marek Reichman	99.4	37	James McBrien	108.9	26	Roger Dexter	79.7
39	49	Mike Gregory	99.1	19	Colin Mckay	107.7	24	Floris-Jan Hekker	79.4
40	35	Harry Bishop	98.8	49	Mike Gregory	106.5	118	John Rowe	79.3



Session Start: 12:12:51 - Finish: 12:35:06

Weather/Track Conditions: Overcast / Dry

Circuit: Silverstone Historic Grand Prix

Track Length: 5.857 Km - 3.6394 miles

Printed: 22-07-2018 - 12:42

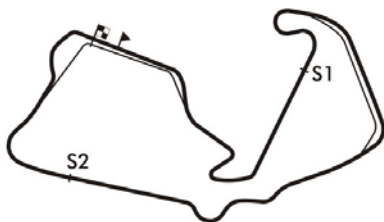


Silverstone Classic - 20 - 22 Jul 2018

John Surtees Trophy For Historic Formula Junior Period E

Race 15 - Best Sector Speeds

41	7	Duncan Rabagliati	98.7	7	Duncan Rabagliati	106.4	37	James McBrien	79.0
42	39	David Walker	97.0	4	Graham Barron	105.4	39	David Walker	77.5
43	4	Graham Barron	96.7	47	Richard Utley	103.6	31	Peter Edbrooke	77.0
44	26	Roger Dexter	94.0	39	David Walker	102.5	47	Richard Utley	76.9
45	45	Gordon Wright	94.0	26	Roger Dexter	101.1	49	Mike Gregory	76.3
46	31	Peter Edbrooke	92.2	31	Peter Edbrooke	97.8	7	Duncan Rabagliati	75.7
47	43	Ian Simmonds	91.6	43	Ian Simmonds	0.0	222	Jeremy Knight	66.1
48	47	Richard Utley	91.2	63	Marek Reichman	0.0	63	Marek Reichman	62.4
49	81	Hunter Nigel Russell	0.0	81	Hunter Nigel Russell	0.0	81	Hunter Nigel Russell	62.4
50	222	Jeremy Knight	0.0	222	Jeremy Knight	0.0	43	Ian Simmonds	0.0



Session Start: 12:12:51 - Finish: 12:35:06

Weather/Track Conditions: Overcast / Dry

Circuit: Silverstone Historic Grand Prix

Track Length: 5.857 Km - 3.6394 miles

Printed: 22-07-2018 - 12:42



Silverstone Classic - 20 - 22 Jul 2018

John Surtees Trophy For Historic Formula Junior Period E

Race 15 - Lap Chart

Lap 1			Lap 2			Lap 3			Lap 4			Lap 5			Lap 6		
NO	Behind	Laptime	NO	Behind	Laptime	NO	Behind	Laptime	NO	Behind	Laptime	NO	Behind	Laptime	NO	Behind	Laptime
272		2:30.972	272		2:27.804	272		2:28.147	272		2:27.481	272		2:29.132	272		2:27.630
11	1.111	2:32.083	11	1.875	2:28.568	11	2.199	2:28.471	11	2.658	2:27.940	11	1.691	2:28.165	49	1 LAP	2:54.021
91	1.312	2:32.284	91	2.071	2:28.563	91	2.440	2:28.516	91	3.477	2:28.518	91	3.211	2:28.866	11	1.924	2:27.863
33	2.467	2:33.439	33	3.397	2:28.734	33	4.771	2:29.521	33	5.699	2:28.409	33	5.039	2:28.472	91	3.640	2:28.059
32	3.394	2:34.366	32	4.794	2:29.204	32	5.541	2:28.894	32	6.670	2:28.610	32	7.241	2:29.703	33	4.495	2:27.086
8	4.000	2:34.972	5	7.009	2:30.553	5	7.728	2:28.866	5	9.554	2:29.307	5	9.623	2:29.201	5	10.960	2:28.967
5	4.260	2:35.232	23	7.956	2:31.221	23	9.474	2:29.665	23	11.906	2:29.913	23	13.048	2:30.274	32	11.464	2:31.853
23	4.539	2:35.511	8	9.377	2:33.181	8	12.178	2:30.948	8	15.996	2:31.299	8	17.793	2:30.929	23	15.678	2:30.260
14	7.689	2:38.661	14	13.788	2:33.903	14	20.435	2:34.794	14	26.985	2:34.031	47	1 LAP	3:10.314	8	21.131	2:30.968
2	9.164	2:40.136	2	15.508	2:34.148	2	21.339	2:33.978	2	28.470	2:34.612	31	1 LAP	3:17.863	14	40.769	2:36.274
111	9.535	2:40.507	111	17.945	2:36.214	111	26.082	2:36.284	111	34.780	2:36.179	39	1 LAP	3:06.997	2	40.910	2:35.313
3	10.939	2:41.911	3	19.625	2:36.490	115	29.803	2:37.908	3	42.260	2:39.344	14	32.125	2:34.272	111	51.514	2:37.680
115	12.206	2:43.178	115	20.042	2:35.640	3	30.397	2:38.919	34	42.349	2:39.223	2	33.227	2:33.889	39	1 LAP	3:05.032
25	12.617	2:43.589	25	22.086	2:37.273	34	30.607	2:36.141	115	42.491	2:40.169	111	41.464	2:35.816	25	1:04.365	2:39.696
42	13.136	2:44.108	34	22.613	2:36.297	25	31.254	2:37.315	25	42.662	2:38.889	25	52.299	2:38.769	47	1 LAP	3:13.716
46	13.256	2:44.228	42	23.039	2:37.707	42	31.620	2:36.728	42	43.595	2:39.456	42	53.868	2:39.405	42	1:05.809	2:39.571
34	14.120	2:45.092	46	24.699	2:39.247	46	36.207	2:39.655	46	49.114	2:40.388	3	55.312	2:42.184	115	1:06.544	2:38.508
99	16.709	2:47.681	29	30.452	2:41.091	29	40.092	2:37.787	10	49.704	2:36.008	115	55.666	2:42.307	3	1:07.076	2:39.394
29	17.165	2:48.137	30	31.206	2:41.501	10	41.177	2:36.826	29	50.474	2:37.863	10	56.503	2:35.931	10	1:07.306	2:38.433
30	17.509	2:48.481	40	31.939	2:40.727	30	43.353	2:40.294	40	57.945	2:40.188	29	59.272	2:37.930	29	1:09.942	2:38.300
35	18.389	2:49.361	10	32.498	2:39.290	40	45.238	2:41.446	30	59.104	2:43.232	46	1:02.040	2:42.058	34	1:12.399	2:35.756
40	19.016	2:49.988	15	33.758	2:41.214	15	46.066	2:40.455	15	59.853	2:41.268	34	1:04.273	2:51.056	31	1 LAP	3:15.670
15	20.348	2:51.320	18	37.049	2:41.868	18	49.966	2:41.064	18	1:03.096	2:40.611	40	1:08.153	2:39.340	46	1:16.406	2:41.996
10	21.012	2:51.984	221	41.263	2:44.821	221	55.693	2:42.577	125	1:10.334	2:39.116	30	1:10.094	2:40.122	40	1:20.275	2:39.752
18	22.985	2:53.957	99	41.613	2:52.708	27	57.024	2:43.055	221	1:11.138	2:42.926	15	1:11.128	2:40.407	30	1:20.898	2:38.434
122	23.462	2:54.434	27	42.116	2:44.976	125	58.699	2:40.574	12	1:12.872	2:40.741	18	1:14.690	2:40.726	15	1:21.968	2:38.470
4	23.849	2:54.821	122	42.299	2:46.641	12	59.612	2:41.989	27	1:13.435	2:43.892	125	1:20.850	2:39.648	18	1:28.806	2:41.746
221	24.246	2:55.218	12	45.770	2:45.621	122	1:00.282	2:46.130	122	1:16.577	2:43.776	221	1:24.243	2:42.237	125	1:32.065	2:38.845
27	24.944	2:55.916	125	46.272	2:41.850	28	1:07.664	2:46.835	139	1:25.418	2:45.097	27	1:24.857	2:40.554	27	1:38.668	2:41.441
19	26.619	2:57.591	28	48.976	2:49.035	139	1:07.802	2:46.192	28	1:26.754	2:46.571	12	1:26.271	2:42.531	12	1:39.315	2:40.674
28	27.745	2:58.717	19	49.287	2:50.472	19	1:08.178	2:47.038	141	1:27.069	2:45.870	122	1:31.025	2:43.580	221	1:39.826	2:43.213
12	27.953	2:58.925	139	49.757	2:47.373	141	1:08.680	2:46.621	19	1:27.203	2:46.506	139	1:37.932	2:41.646	122	1:48.098	2:44.703
90	29.104	3:00.076	141	50.206	2:47.900	24	1:09.699	2:47.245	24	1:28.543	2:46.325	28	1:45.413	2:47.791	139	1:52.234	2:41.932
24	29.650	3:00.622	24	50.601	2:48.755	90	1:13.610	2:48.832	90	1:33.351	2:47.222	19	1:45.662	2:47.591	28	2:05.705	2:47.922
141	30.110	3:01.082	90	52.925	2:51.625	26	1:17.434	2:51.195	26	1:40.316	2:50.363	141	1:45.672	2:47.735	19	2:05.928	2:47.896
139	30.188	3:01.160	26	54.386	2:50.838	37	1:23.627	2:51.733	37	1:49.762	2:53.616	24	1:46.336	2:46.925	141	2:06.373	2:48.331
26	31.352	3:02.324	37	1:00.041	2:52.188	99	1:26.364	3:12.898	118	1:59.166	2:56.442	90	1:50.255	2:46.036	24	2:07.539	2:48.833
125	32.226	3:03.198	118	1:03.715	2:56.622	118	1:30.205	2:54.637	45	2:00.049	2:56.526	26	2:01.004	2:49.820	90	2:08.591	2:45.966
118	34.897	3:05.869	45	1:04.891	2:55.847	45	1:31.004	2:54.260	7	2:00.529	2:56.524	37	2:11.277	2:50.647	26	2:23.558	2:50.184
37	35.657	3:06.629	7	1:05.311	2:55.643	7	1:31.486	2:54.322	49	2:03.887	2:57.200	118	2:24.979	2:54.945			
49	36.204	3:07.176	49	1:05.908	2:57.508	49	1:34.168	2:56.407				45	2:25.452	2:54.535			
45	36.848	3:07.820	47	1:22.199	3:06.956	31	2:03.816	3:07.619				7	2:25.985	2:54.588			
7	37.472	3:08.444	31	1:24.344	3:06.340	47	2:05.642	3:11.590									
47	43.047	3:14.019	39	1:34.869	3:10.567	39	2:16.148	3:09.426									
31	45.808	3:16.780															
39	52.106	3:23.078															

Session Start: 12:12:51 - Finish: 12:35:06

Weather/Track Conditions: Overcast / Dry

Circuit: Silverstone Historic Grand Prix

Track Length: 5.857 Km - 3.6394 miles

Printed: 22-07-2018 - 12:43

Silverstone Classic - 20 - 22 Jul 2018

John Surtees Trophy For Historic Formula Junior Period E

Race 15 - Lap Chart

Lap 7			Lap 8			Lap 9		
NO	Behind	Laptime	NO	Behind	Laptime	NO	Behind	Laptime
272		2:28.928	272		2:27.094	272		2:28.989
11	0.534	2:27.538	11	0.638	2:27.198	11	0.838	2:29.189
33	4.782	2:29.215	33	6.031	2:28.343	31	2 LAPS	3:04.761
91	5.097	2:30.385	91	6.748	2:28.745	33	6.383	2:29.341
37	1 LAP	2:51.823	5	13.381	2:28.834	91	6.807	2:29.048
5	11.641	2:29.609	26	1 LAP	2:51.057	141	1 LAP	2:44.561
32	16.333	2:33.797	23	21.199	2:30.641	5	13.956	2:29.564
23	17.652	2:30.902	32	24.523	2:35.284	19	1 LAP	2:47.182
8	24.670	2:32.467	46	1 LAP	4:06.375	24	1 LAP	2:47.033
118	1 LAP	2:56.306	37	1 LAP	2:49.479	90	1 LAP	2:47.505
7	1 LAP	2:56.176	8	29.391	2:31.815	23	23.062	2:30.852
49	1 LAP	2:57.094	7	1 LAP	2:52.818	32	28.981	2:33.447
2	47.870	2:35.888	118	1 LAP	2:54.169	8	31.484	2:31.082
14	48.389	2:36.548	49	1 LAP	2:52.226	26	1 LAP	2:49.233
111	58.918	2:36.332	14	54.672	2:33.377	37	1 LAP	3:04.732
25	1:14.628	2:39.191	2	55.056	2:34.280	14	1:04.956	2:39.273
10	1:15.707	2:37.329	111	1:07.760	2:35.936	2	1:05.272	2:39.205
42	1:17.154	2:40.273	25	1:25.146	2:37.612	111	1:17.370	2:38.599
115	1:17.579	2:39.963	10	1:25.633	2:37.020	7	1 LAP	2:55.159
3	1:18.092	2:39.944	42	1:28.191	2:38.131	118	1 LAP	2:57.798
29	1:18.970	2:37.956	115	1:28.386	2:37.901	49	1 LAP	2:56.496
34	1:20.404	2:36.933	3	1:29.050	2:38.052	10	1:34.229	2:37.585
40	1:30.905	2:39.558	34	1:29.516	2:36.206	25	1:35.200	2:39.043
30	1:31.408	2:39.438	29	1:30.454	2:38.578	3	1:37.112	2:37.051
15	1:33.430	2:40.390	40	1:43.290	2:39.479	115	1:38.717	2:39.320
39	1 LAP	3:04.581	30	1:43.804	2:39.490	42	1:39.357	2:40.155
125	1:42.995	2:39.858	15	1:46.414	2:40.078	34	1:39.901	2:39.374
18	1:43.673	2:43.795	125	1:56.534	2:40.633	29	1:41.837	2:40.372
47	1 LAP	3:10.296	18	1:58.070	2:41.491	40	1:53.560	2:39.259
27	1:51.324	2:41.584	221	2:05.973	2:40.726	30	1:54.042	2:39.227
221	1:52.341	2:41.443	27	2:07.018	2:42.788	15	2:02.269	2:44.844
12	1:53.414	2:43.027	12	2:07.819	2:41.499	125	2:07.335	2:39.790
31	1 LAP	3:12.370	39	1 LAP	3:03.341	18	2:10.603	2:41.522
139	2:05.408	2:42.102	139	2:21.744	2:43.430	221	2:17.818	2:40.834
122	2:05.882	2:46.712	122	2:22.343	2:43.555	27	2:18.694	2:40.665
28	2:23.257	2:46.480	47	1 LAP	3:06.242	12	2:19.757	2:40.927
19	2:23.784	2:46.784				139	2:35.568	2:42.813
141	2:24.510	2:47.065				122	2:37.657	2:44.303
24	2:25.140	2:46.529				39	1 LAP	2:59.770
90	2:26.179	2:46.516						

Session Start: 12:12:51 - Finish: 12:35:06

Weather/Track Conditions: Overcast / Dry

Circuit: Silverstone Historic Grand Prix

Track Length: 5.857 Km - 3.6394 miles

Printed: 22-07-2018 - 12:43