



OultonPark

Historic Sports Car Club

Oulton Park Gold Cup

Saturday 25th – Monday 27th August 2018

Results Booklet



Timing & Results by MST SYSTEMS Ltd.
www.mstworld.com

© MST SYSTEMS Ltd. 2018

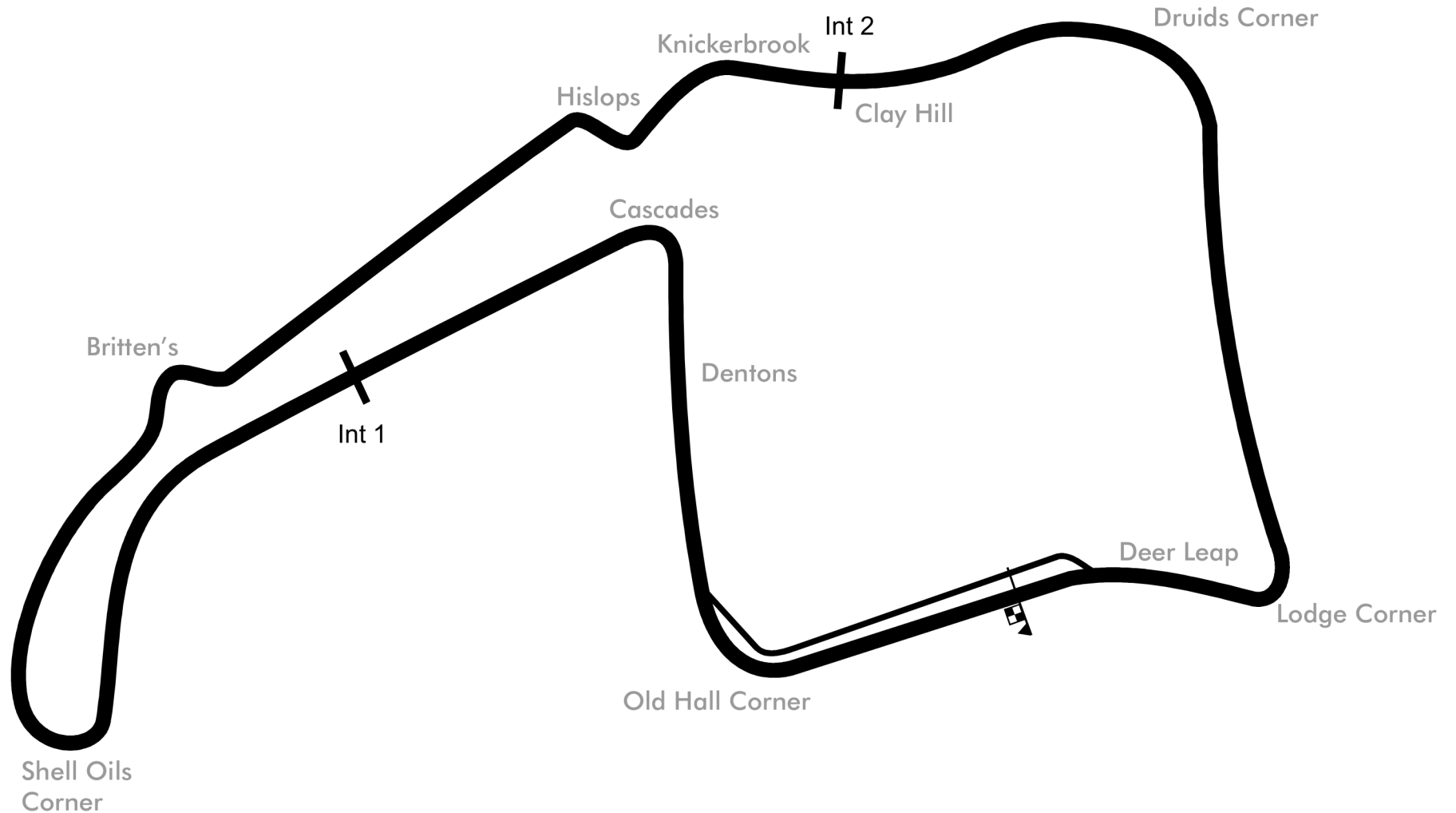
The Haysfield, Spring Lane North, Malvern, Worcestershire WR14 1GF
tel: +44 (0)1684 560614 email: motorsport@mstworld.com



Oulton Park Circuit

Little Budworth, Tarporley, Cheshire CW69BW

www.oultontpark.co.uk



Circuit Length:	2.692 M / 4.332 km
Pit Lane:	200m, 12s @ 60km/h
Intermediate 1:	1.168 km
Intermediate 2:	3.077 km
Start line offset:	0 m

Oulton Park Gold Cup Historic Race Meeting - 25 - 27 Aug 2018

FJHRA/HSCC Silverline Formula Junior Front Engine Qualifying for Race 4 - Classification

Sheet No:

POS	NO	DRIVER/S	CLASS	CLASS POS	CAR MAKE / MODEL	TIME	ON	LAPS	GAP	DIFF	MPH
1	10	Mike Walker	B2	1	Bond FJ 001	2:04.082	6	7			78.10
2	8	Alex Morton	B2	2	Condor SII	2:04.496	6	8	0.414	0.414	77.84
3	2	Mark Woodhouse	B2	3	Elva 100	2:04.918	6	8	0.836	0.422	77.57
4	125	Andrew Tart	B2	4	Bond FJ 002	2:06.061	6	7	1.979	1.143	76.87
5	29	William Grimshaw	B2	5	Moorland Mk1	2:06.355	5	5	2.273	0.294	76.69
6	20	Adam Sykes	B2	6	Merlyn Mk2	2:07.053	6	7	2.971	0.698	76.27
7	13	John Arnold	B2	7	Elva 100	2:12.802	5	7	8.720	5.749	72.97
8	15	Ian Phillips	B2	8	BMC Mk1	2:13.068	7	7	8.986	0.266	72.82
9	4	Graham Barron	B1	1	Gemini Mk2	2:13.531	4	7	9.449	0.463	72.57
10	38	Michael Fowler	B2	9	Gemini Mk2	2:14.286	5	5	10.204	0.755	72.16
11	139	Michael Hibberd	A	1	Stanguellini FJ	2:18.947	5	7	14.865	4.661	69.74
12	3	Ian Robinson	B2	10	Lola Mk2	2:25.451	6	6	21.369	6.504	66.62
13	7	Duncan Rabagliati	B2	11	Alexis HF1	2:29.625	3	6	25.543	4.174	64.76
14	24	Xavier Kingsland	A	2	Hillwood FJ	2:40.302	2	4	36.220	10.677	60.45
15	25	Bernard Brock	B1	2	Elva 100	2:41.478	3	5	37.396	1.176	60.01
16	93	Rudolf Ernst	B2	12	Mitter DKW						

Session Start: 13:40:15 - Finish: 13:55:24

Weather/Track Conditions: Bright/Drying

Circuit: Oulton Park International

Track Length: 4.332 Km - 2.6918 miles

These results are provisional until the conclusion of any judicial and technical matters.

Clerk of the Course: <div style="text-align: right;">Julian Floyd</div>	Timekeeper: <div style="text-align: right;">Nick Palmer</div>	Issued at:
--	--	------------

Oulton Park Gold Cup Historic Race Meeting - 25 - 27 Aug 2018

FJHRA/HSCC Silverline Formula Junior Front Engine

Qualifying for Race 4 - Sector Analysis

2 Mark Woodhouse (B2)								Elva 100							
lap	Sect-1	Speed	Sect-2	Speed	Sect-3	Speed	Laptime Pit	lap	Sect-1	Speed	Sect-2	Speed	Sect-3	Speed	Laptime Pit
1	Out	95.3	1:06.806	87.7	36.422	92.7	2:17.042	5	30.763	103.2	1:00.193	90.1	34.844	95.9	2:05.800
2	31.884	100.1	1:00.971	89.7	37.005	95.2	2:09.860	6	30.524	102.7	59.347	90.5	35.047	94.3	2:04.918
3	30.875	101.3	59.403	90.1	35.119	95.5	2:05.397	7	31.953	100.4	1:00.374	91.0	34.680	96.2	2:07.007
4	31.241	104.3	59.920	90.9	34.706	96.6	2:05.867	8	30.658	103.8	59.924	90.3	35.183	90.6	2:05.765

3 Ian Robinson (B2)								Lola Mk2							
lap	Sect-1	Speed	Sect-2	Speed	Sect-3	Speed	Laptime Pit	lap	Sect-1	Speed	Sect-2	Speed	Sect-3	Speed	Laptime Pit
1	Out	65.1	1:24.278	50.2	50.280	74.9	2:58.764	4	39.491	88.6	1:11.453	71.0	43.295	89.6	2:34.239
2	38.553	86.6	1:14.968	68.4	43.809	85.1	2:37.330	5	35.915	93.5	1:09.632	76.9	41.050	91.3	2:26.597
3	38.184	80.7	1:13.062	75.9	42.454	88.2	2:33.700	6	35.900	97.0	1:08.942	81.5	40.609	90.4	2:25.451

4 Graham Barron (B1)								Gemini Mk2							
lap	Sect-1	Speed	Sect-2	Speed	Sect-3	Speed	Laptime Pit	lap	Sect-1	Speed	Sect-2	Speed	Sect-3	Speed	Laptime Pit
1	Out	85.1	1:09.867	75.8	41.238	83.9	2:28.909	5	32.673	92.2	1:03.279	78.9	37.664	87.3	2:13.616
2	34.168	93.0	1:06.056	76.9	41.505	85.0	2:21.729	6	33.267	91.8	1:04.202	78.8	38.677	85.8	2:16.146
3	32.414	93.1	1:04.847	77.8	37.356	85.0	2:14.617	7	34.397	93.4	1:03.966	81.4	37.019	86.8	2:15.382
4	32.995	93.0	1:03.557	78.7	36.979	86.1	2:13.531	8							

7 Duncan Rabagliati (B2)								Alexis HF1							
lap	Sect-1	Speed	Sect-2	Speed	Sect-3	Speed	Laptime Pit	lap	Sect-1	Speed	Sect-2	Speed	Sect-3	Speed	Laptime Pit
1	Out	75.5	1:16.027	65.1	46.121	78.0	2:38.879	4	36.714	83.2	1:13.017	72.3	42.667	84.0	2:32.398
2	37.968	83.7	1:12.292	70.4	41.889	81.2	2:32.149	5	36.965	83.7	1:13.733	71.6	42.133	84.5	2:32.831
3	36.855	83.8	1:12.068	70.8	40.702	84.8	2:29.625	6	39.090	83.2	1:14.040	73.5	41.400	83.4	2:34.530

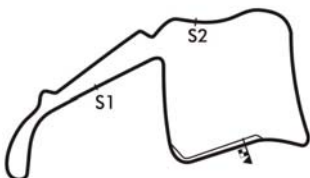
8 Alex Morton (B2)								Condor SII							
lap	Sect-1	Speed	Sect-2	Speed	Sect-3	Speed	Laptime Pit	lap	Sect-1	Speed	Sect-2	Speed	Sect-3	Speed	Laptime Pit
1	Out	88.7	1:08.569	85.4	36.494	95.8	2:19.770	5	30.399	102.9	1:00.256	92.0	34.603	97.0	2:05.258
2	30.927	100.0	1:00.746	90.3	37.304	98.1	2:08.977	6	30.171	106.4	59.001	91.8	35.324	96.9	2:04.496
3	30.785	105.2	59.465	92.5	34.850	98.6	2:05.100	7	32.364	100.1	59.772	91.0	34.926	97.9	2:07.062
4	30.506	106.1	59.519	92.3	34.587	98.0	2:04.612	8	30.923	106.7	59.344	90.3	34.888	98.3	2:05.155

10 Mike Walker (B2)								Bond FJ 001							
lap	Sect-1	Speed	Sect-2	Speed	Sect-3	Speed	Laptime Pit	lap	Sect-1	Speed	Sect-2	Speed	Sect-3	Speed	Laptime Pit
1	Out	73.5	1:13.056	72.0	41.057	94.0	2:31.420	5	30.388	105.9	59.912	91.0	34.817	98.1	2:05.117
2	33.059	104.4	1:02.836	89.8	37.883	96.6	2:13.778	6	30.745	106.4	59.522	91.1	33.815	98.0	2:04.082
3	31.436	104.3	1:01.389	90.7	34.890	98.0	2:07.715	7	32.065	105.7	1:00.160	89.1	34.459	98.0	2:06.684
4	30.788	104.8	1:00.649	90.5	34.590	98.0	2:06.027	8							

13 John Arnold (B2)								Elva 100							
lap	Sect-1	Speed	Sect-2	Speed	Sect-3	Speed	Laptime Pit	lap	Sect-1	Speed	Sect-2	Speed	Sect-3	Speed	Laptime Pit
1	Out	75.9	1:14.869	73.3	40.283	85.5	2:31.481	5	32.121	98.5	1:03.964	87.8	36.717	92.6	2:12.802
2	37.094	93.0	1:07.087	80.0	42.811	89.0	2:26.992	6	32.556	98.9	1:03.588	87.1	38.043	89.3	2:14.187
3	33.866	97.4	1:04.652	85.0	37.848	91.5	2:16.366	7	33.957	96.8	1:03.642	85.1	36.548	91.3	2:14.147
4	32.407	99.4	1:03.880	85.0	37.473	91.5	2:13.760	8							

15 Ian Phillips (B2)								BMC Mk1							
lap	Sect-1	Speed	Sect-2	Speed	Sect-3	Speed	Laptime Pit	lap	Sect-1	Speed	Sect-2	Speed	Sect-3	Speed	Laptime Pit
1	Out	70.2	1:21.291	42.7	46.120	84.0	2:49.254	5	32.582	98.8	1:09.737	82.3	38.261	91.1	2:20.580
2	35.615	95.1	1:06.551	81.0	40.785	93.5	2:22.951	6	35.595	97.0	1:03.750	85.5	37.175	90.6	2:16.520
3	33.579	98.2	1:05.803	85.4	38.441	92.0	2:17.823	7	32.706	87.6	1:03.263	86.3	37.099	94.2	2:13.068
4	33.171	99.1	1:04.103	79.9	39.860	92.1	2:17.134	8							

20 Adam Sykes (B2)								Merlyn Mk2							
lap	Sect-1	Speed	Sect-2	Speed	Sect-3	Speed	Laptime Pit	lap	Sect-1	Speed	Sect-2	Speed	Sect-3	Speed	Laptime Pit
1	Out	94.5	1:08.131	83.6	37.100	89.6	2:18.065	5	31.859	98.5	1:01.673	77.5	39.839	88.8	2:13.371
2	32.025	98.4	1:01.711	85.1	37.500	90.1	2:11.236	6	30.835	100.4	1:00.817	85.8	35.401	90.6	2:07.053
3	32.036	97.9	1:02.004	84.7	36.285	91.0	2:10.325	7	32.576	97.8	1:02.025	71.6			2:20.600
4	31.602	97.0	1:01.631	84.0	37.058	89.9	2:10.291	8							



Session Start: 13:40:15 - Finish: 13:55:24

Weather/Track Conditions: Bright/Drying

Circuit: Oulton Park International

Track Length: 4.332 Km - 2.6918 miles

Printed: 25-08-2018 - 14:01

Oulton Park Gold Cup Historic Race Meeting - 25 - 27 Aug 2018

FJHRA/HSCC Silverline Formula Junior Front Engine

Qualifying for Race 4 - Sector Analysis

24 Xavier Kingsland (A)								Hillwood FJ							
lap	Sect-1	Speed	Sect-2	Speed	Sect-3	Speed	Laptime Pit	lap	Sect-1	Speed	Sect-2	Speed	Sect-3	Speed	Laptime Pit
1	Out	80.5	1:18.269	69.8	45.632	79.0	2:40.352	3	38.479	78.1	1:17.237	63.7	47.177	67.7	2:42.893
2	38.812	82.1	1:16.385	70.7	45.105	73.9	2:40.302	4	40.707	72.9	1:23.371	57.9			3:03.599

25 Bernard Brock (B1)								Elva 100							
lap	Sect-1	Speed	Sect-2	Speed	Sect-3	Speed	Laptime Pit	lap	Sect-1	Speed	Sect-2	Speed	Sect-3	Speed	Laptime Pit
1	Out	65.8	1:20.801	65.4	49.252	72.7	2:49.962	4	41.275	73.6	1:16.817	61.4	48.697	71.4	2:46.789
2	39.555	77.3	1:15.896	61.6	46.954	73.8	2:42.405	5	40.427	75.8	1:15.098	59.1	55.480	62.4	2:51.005
3	39.124	76.4	1:14.054	63.9	48.300	64.8	2:41.478	6							

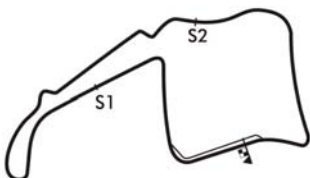
29 William Grimshaw (B2)								Moorland Mk1							
lap	Sect-1	Speed	Sect-2	Speed	Sect-3	Speed	Laptime Pit	lap	Sect-1	Speed	Sect-2	Speed	Sect-3	Speed	Laptime Pit
1	Out	76.6	1:14.120	78.1	40.996	90.5	2:31.601	4	32.010	103.3	1:04.243	72.8	40.488	93.5	2:16.741
2	32.625	91.7	1:09.901	87.1	36.723	94.8	2:19.249	5	30.837	102.1	1:00.360	88.4	35.158	93.9	2:06.355
3	31.945	98.5	1:02.040	88.5	37.895	93.6	2:11.880	6							

38 Michael Fowler (B2)								Gemini Mk2							
lap	Sect-1	Speed	Sect-2	Speed	Sect-3	Speed	Laptime Pit	lap	Sect-1	Speed	Sect-2	Speed	Sect-3	Speed	Laptime Pit
1	Out	80.0	1:09.403	78.6	38.718	90.1	2:30.673	4	33.735	96.6	1:05.309	85.3	37.265	88.6	2:16.309
2	33.577	96.3	1:16.580	82.9	38.241	88.8	2:28.398	5	32.914	97.4	1:04.268	84.8	37.104	92.1	2:14.286
3	34.347	96.8	1:05.151	79.7	38.306	92.0	2:17.804	6							

93 Rudolf Ernst (B2)								Mitter DKW							
lap	Sect-1	Speed	Sect-2	Speed	Sect-3	Speed	Laptime Pit	lap	Sect-1	Speed	Sect-2	Speed	Sect-3	Speed	Laptime Pit

125 Andrew Tart (B2)								Bond FJ 002							
lap	Sect-1	Speed	Sect-2	Speed	Sect-3	Speed	Laptime Pit	lap	Sect-1	Speed	Sect-2	Speed	Sect-3	Speed	Laptime Pit
1	Out	99.4	1:07.751	91.1	36.615	97.3	2:17.827	5	31.824	104.3	1:02.642	92.6	35.205	98.0	2:09.671
2	31.990	104.3	1:01.615	93.4	35.828	97.9	2:09.433	6	30.832	107.2	1:00.572	92.8	34.657	97.4	2:06.061
3	31.224	105.1	1:00.484	93.5	34.891	98.4	2:06.599	7	32.867	96.7	1:01.943	93.0	35.017	95.1	2:09.827
4	30.839	107.1	1:00.771	92.8	34.781	97.7	2:06.391	8							

139 Michael Hibberd (A)								Stanguellini FJ							
lap	Sect-1	Speed	Sect-2	Speed	Sect-3	Speed	Laptime Pit	lap	Sect-1	Speed	Sect-2	Speed	Sect-3	Speed	Laptime Pit
1	Out	84.2	1:12.839	74.9	41.353	86.1	2:31.627	5	33.915	95.6	1:06.636	82.5	38.396	87.9	2:18.947
2	37.123	90.6	1:08.702	80.9	39.482	86.2	2:25.307	6	35.748	92.3	1:06.379	81.9	38.426	88.6	2:20.553
3	34.620	91.7	1:07.869	80.2	38.942	88.2	2:21.431	7	34.118	94.0	1:06.676	80.2	38.705	88.6	2:19.499
4	34.499	92.0	1:06.463	80.7	38.395	88.4	2:19.357	8							



Session Start: 13:40:15 - Finish: 13:55:24

Weather/Track Conditions: Bright/Drying

Circuit: Oulton Park International

Track Length: 4.332 Km - 2.6918 miles

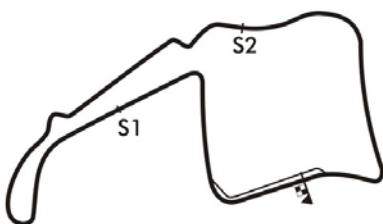
Printed: 25-08-2018 - 14:01

Oulton Park Gold Cup Historic Race Meeting - 25 - 27 Aug 2018

FJHRA/HSCC Silverline Formula Junior Front Engine

Qualifying for Race 4 - Best Sector Times

	SECTOR 1			SECTOR 2			SECTOR 3			IDEAL / BEST LAP COMPARISON					
	NO	TIME	LAP	NO	TIME	LAP	NO	TIME	LAP	NO	NAME	BEST	IN	IDEAL	DIFF
1	8	30.171	6	8	59.001	6	10	33.815	6	10	Mike Walker	2:04.082	6	2:03.725	+0.357
2	10	30.388	5	2	59.347	6	8	34.587	4	8	Alex Morton	2:04.496	6	2:03.759	+0.737
3	2	30.524	6	10	59.522	6	125	34.657	6	2	Mark Woodhouse	2:04.918	6	2:04.551	+0.367
4	125	30.832	6	29	1:00.360	5	2	34.680	7	125	Andrew Tart	2:06.061	6	2:05.973	+0.088
5	20	30.835	6	125	1:00.484	3	29	35.158	5	29	William Grimshaw	2:06.355	5	2:06.355	+0.000
6	29	30.837	5	20	1:00.817	6	20	35.401	6	20	Adam Sykes	2:07.053	6	2:07.053	+0.000
7	13	32.121	5	15	1:03.263	7	13	36.548	7	13	John Arnold	2:12.802	5	2:12.257	+0.545
8	4	32.414	3	4	1:03.279	5	4	36.979	4	15	Ian Phillips	2:13.068	7	2:12.944	+0.124
9	15	32.582	5	13	1:03.588	6	15	37.099	7	4	Graham Barron	2:13.531	4	2:12.672	+0.859
10	38	32.914	5	38	1:04.268	5	38	37.104	5	38	Michael Fowler	2:14.286	5	2:14.286	+0.000
11	139	33.915	5	139	1:06.379	6	139	38.395	4	139	Michael Hibberd	2:18.947	5	2:18.689	+0.258
12	3	35.900	6	3	1:08.942	6	3	40.609	6	3	Ian Robinson	2:25.451	6	2:25.451	+0.000
13	7	36.714	4	7	1:12.068	3	7	40.702	3	7	Duncan Rabagliati	2:29.625	3	2:29.484	+0.141
14	24	38.479	3	25	1:14.054	3	24	45.105	2	24	Xavier Kingsland	2:40.302	2	2:39.969	+0.333
15	25	39.124	3	24	1:16.385	2	25	46.954	2	25	Bernard Brock	2:41.478	3	2:40.132	+1.346
16	93			93			93			93	Rudolf Ernst				+



Session Start: 13:40:15 - Finish: 13:55:24

Weather/Track Conditions: Bright/Drying

Circuit: Oulton Park International

Track Length: 4.332 Km - 2.6918 miles

Printed: 25-08-2018 - 14:01

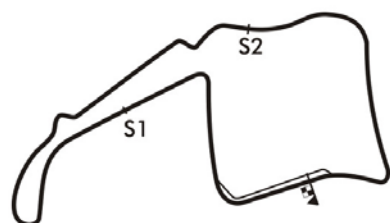


Oulton Park Gold Cup Historic Race Meeting - 25 - 27 Aug 2018

FJHRA/HSCC Silverline Formula Junior Front Engine

Qualifying for Race 4 - Best Sector Speeds

	NO	SECTOR 1	MPH	NO	SECTOR 2	MPH	NO	SECTOR 3	MPH
1	125	Andrew Tart	107.2	125	Andrew Tart	93.5	8	Alex Morton	98.6
2	8	Alex Morton	106.7	8	Alex Morton	92.5	125	Andrew Tart	98.4
3	10	Mike Walker	106.4	10	Mike Walker	91.1	10	Mike Walker	98.1
4	2	Mark Woodhouse	104.3	2	Mark Woodhouse	91.0	2	Mark Woodhouse	96.6
5	29	William Grimshaw	103.3	29	William Grimshaw	88.5	29	William Grimshaw	94.8
6	20	Adam Sykes	100.4	13	John Arnold	87.8	15	Ian Phillips	94.2
7	13	John Arnold	99.4	15	Ian Phillips	86.3	13	John Arnold	92.6
8	15	Ian Phillips	99.1	20	Adam Sykes	85.8	38	Michael Fowler	92.1
9	38	Michael Fowler	97.4	38	Michael Fowler	85.3	3	Ian Robinson	91.3
10	3	Ian Robinson	97.0	139	Michael Hibberd	82.5	20	Adam Sykes	91.0
11	139	Michael Hibberd	95.6	3	Ian Robinson	81.5	139	Michael Hibberd	88.6
12	4	Graham Barron	93.4	4	Graham Barron	81.4	4	Graham Barron	87.3
13	7	Duncan Rabagliati	83.8	7	Duncan Rabagliati	73.5	7	Duncan Rabagliati	84.8
14	24	Xavier Kingsland	82.1	24	Xavier Kingsland	70.7	24	Xavier Kingsland	79.0
15	25	Bernard Brock	77.3	25	Bernard Brock	65.4	25	Bernard Brock	73.8
16	93	Rudolf Ernst	76.8	93	Rudolf Ernst	57.8	93	Rudolf Ernst	0.0



Session Start: 13:40:15 - Finish: 13:55:24

Weather/Track Conditions: Bright/Drying

Circuit: Oulton Park International

Track Length: 4.332 Km - 2.6918 miles

Printed: 25-08-2018 - 14:02



Oulton Park Gold Cup Historic Race Meeting - 25 - 27 Aug 2018

FJHRA/HSCC Silverline Formula Junior Front Engine

Race 4 - Starting Grid

Sheet No:

Start Time : 14:10 - Heat Duration : 20 Minutes

8	15 25 Bernard Brock	16 93 Rudolf Ernst
7	13 7 Duncan Rabagliati	14 24 Xavier Kingsland
6	11 139 Michael Hibberd	12 3 Ian Robinson
5	9 4 Graham Barron	10 38 Michael Fowler
4	7 13 John Arnold	8 15 Ian Phillips
3	5 29 William Grimshaw	6 20 Adam Sykes
2	3 2 Mark Woodhouse	4 125 Andrew Tart
1	1 10 Mike Walker	2 8 Alex Morton
ROW	Pole Right	

These results are provisional until the conclusion of any judicial and technical matters.		<i>Circuit: Oulton Park International</i> <i>Track Length: 4.332 Km - 2.6918 miles</i>
Clerk of the Course: <div style="text-align: right; margin-top: 10px;">Julian Floyd</div>	Timekeeper: <div style="text-align: right; margin-top: 10px;">Nick Palmer</div>	Issued at:

Oulton Park Gold Cup Historic Race Meeting - 25 - 27 Aug 2018

FJHRA/HSCC Silverline Formula Junior Front Engine

Race 4 - Classification

Sheet No:

POS	NO	DRIVER/S	CLASS	CLASS POS	CAR MAKE / MODEL	TIME	LAPS	GAP	DIFF	MPH	BEST	ON
1	2	Mark Woodhouse	B2	1	Elva 100	16:00.877	6	-- 6 laps --		60.51	2:37.198	5
2	8	Alex Morton	B2	2	Condor SII	16:04.589	6	3.712	3.712	60.27	2:38.536	2
3	20	Adam Sykes	B2	3	Merlyn Mk2	16:23.440	6	22.563	18.851	59.12	2:40.899	2
4	125	Andrew Tart	B2	4	Bond FJ 002	16:40.166	6	39.289	16.726	58.13	2:41.840	3
5	10	Mike Walker	B2	5	Bond FJ 001	16:53.541	6	52.664	13.375	57.36	2:45.467	4
6	4	Graham Barron	B1	1	Gemini Mk2	17:06.764	6	1:05.887	13.223	56.63	2:47.235	3
7	29	William Grimshaw	B2	6	Moorland Mk1	17:06.841	6	1:05.964	0.077	56.62	2:46.049	4
8	139	Michael Hibberd	A	1	Stanguellini FJ	17:16.269	6	1:15.392	9.428	56.10	2:49.906	2
9	38	Michael Fowler	B2	7	Gemini Mk2	17:43.131	6	1:42.254	26.862	54.69	2:50.337	2
10	7	Duncan Rabagliati	B2	8	Alexis HF1	17:44.670	6	1:43.793	1.539	54.61	2:54.196	4

----- NOT CLASSIFIED -----

DNF 13	John Arnold	B2	Elva 100	6:22.148	2	-- 2 laps --	20.204	50.71	3:09.104	1
DNF 15	Ian Phillips	B2	BMC Mk1	3:01.723	1	-- 1 laps --	53.32	3:01.723	1	
DNF 25	Bernard Brock	B1	Elva 100	3:35.266	1	33.543	33.543	45.01		

----- FASTEST LAP SUMMARY -----

NO	DRIVER/S	CLASS	CAR MAKE / MODEL	FASTEST LAP	ON	MPH
2	Mark Woodhouse	B2	Elva 100	2:37.198	5	61.64
4	Graham Barron	B1	Gemini Mk2	2:47.235	3	57.94
139	Michael Hibberd	A	Stanguellini FJ	2:49.906	2	57.03

Cars 3, 24 & 93 - non starters.

Session Start: 14:10:42 - Finish: 14:26:42

Weather/Track Conditions: Rain/Wet

Circuit: Oulton Park International

Track Length: 4.332 Km - 2.6918 miles

These results are provisional until the conclusion of any judicial and technical matters.

Clerk of the Course:

Timekeeper:

Issued at:

Julian Floyd

Nick Palmer



Printed: 26-08-2018 - 14:28

Results: www.mstworld.com. Live Timing: <https://livetiming.getraceresults.com/mst>. Email: timing@mstworld.com

Oulton Park Gold Cup Historic Race Meeting - 25 - 27 Aug 2018

FJHRA/HSCC Silverline Formula Junior Front Engine

Race 4 - Sector Analysis

2 Mark Woodhouse (B2)								Elva 100							
lap	Sect-1	Speed	Sect-2	Speed	Sect-3	Speed	Laptime Pit	lap	Sect-1	Speed	Sect-2	Speed	Sect-3	Speed	Laptime Pit
1		88.7	1:16.708	74.4	43.963	84.7	2:46.494	4	38.863	91.3	1:16.485	74.9	44.465	83.9	2:39.813
2	39.100	90.6	1:15.495	74.7	44.146	86.4	2:38.741	5	38.723	94.1	1:15.321	75.7	43.154	84.0	2:37.198
3	40.610	88.0	1:16.344	76.2	43.723	84.5	2:40.677	6	38.507	92.1	1:16.394	75.8	43.053	85.5	2:37.954

4 Graham Barron (B1)								Gemini Mk2							
lap	Sect-1	Speed	Sect-2	Speed	Sect-3	Speed	Laptime Pit	lap	Sect-1	Speed	Sect-2	Speed	Sect-3	Speed	Laptime Pit
1		80.2	1:21.285	70.5	46.512	81.6	3:00.566	4	40.321	83.7	1:20.300	71.8	47.030	75.0	2:47.651
2	41.266	84.3	1:19.650	67.7	47.380	80.8	2:48.296	5	41.007	79.7	1:21.089	69.8	47.637	74.4	2:49.733
3	40.812	84.2	1:20.570	71.5	45.853	77.6	2:47.235	6	41.330	83.1	1:23.509	70.9	48.444	78.3	2:53.283

7 Duncan Rabagliati (B2)								Alexis HF1							
lap	Sect-1	Speed	Sect-2	Speed	Sect-3	Speed	Laptime Pit	lap	Sect-1	Speed	Sect-2	Speed	Sect-3	Speed	Laptime Pit
1		73.0	1:22.867	61.7	48.152	70.1	3:07.233	4	42.577	74.5	1:23.709	64.6	47.910	71.4	2:54.196
2	42.487	74.6	1:22.711	62.5	49.513	71.6	2:54.711	5	42.575	78.7	1:23.319	66.1	48.543	69.2	2:54.437
3	43.337	72.3	1:23.586	65.2	47.839	74.2	2:54.762	6	43.053	73.0	1:27.057	64.4	49.221	66.7	2:59.331

8 Alex Morton (B2)								Condor SII							
lap	Sect-1	Speed	Sect-2	Speed	Sect-3	Speed	Laptime Pit	lap	Sect-1	Speed	Sect-2	Speed	Sect-3	Speed	Laptime Pit
1		88.0	1:16.326	75.5	44.014	79.2	2:45.797	4	38.534	89.3	1:17.120	73.8	44.440	80.0	2:40.094
2	39.165	90.6	1:15.768	78.2	43.603	83.0	2:38.536	5	39.301	86.5	1:17.161	75.3	43.516	83.5	2:39.978
3	41.146	88.9	1:15.936	72.3	43.819	83.3	2:40.901	6	38.326	91.3	1:17.109	72.3	43.848	80.7	2:39.283

10 Mike Walker (B2)								Bond FJ 001							
lap	Sect-1	Speed	Sect-2	Speed	Sect-3	Speed	Laptime Pit	lap	Sect-1	Speed	Sect-2	Speed	Sect-3	Speed	Laptime Pit
1		89.3	1:21.225	71.2	46.679	80.4	2:56.328	4	40.295	89.7	1:19.933	74.6	45.239	82.2	2:45.467
2	40.904	86.9	1:20.612	73.0	46.227	70.7	2:47.743	5	39.858	90.6	1:20.876	71.8	45.984	79.9	2:46.718
3	42.118	85.4	1:21.070	74.0	45.061	82.7	2:48.249	6	40.312	90.5	1:22.538	73.8	46.186	75.0	2:49.036

13 John Arnold (B2)								Elva 100							
lap	Sect-1	Speed	Sect-2	Speed	Sect-3	Speed	Laptime Pit	lap	Sect-1	Speed	Sect-2	Speed	Sect-3	Speed	Laptime Pit
1		65.9	1:23.973	62.4	49.374	74.6	3:09.104	2	45.388	75.8	1:24.193	66.3			3:13.044

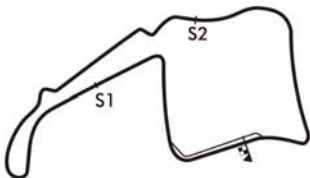
15 Ian Phillips (B2)								BMC Mk1							
lap	Sect-1	Speed	Sect-2	Speed	Sect-3	Speed	Laptime Pit	lap	Sect-1	Speed	Sect-2	Speed	Sect-3	Speed	Laptime Pit
1		83.7	1:20.229	66.5	46.726	85.4	3:01.723	2							

20 Adam Sykes (B2)								Merlyn Mk2							
lap	Sect-1	Speed	Sect-2	Speed	Sect-3	Speed	Laptime Pit	lap	Sect-1	Speed	Sect-2	Speed	Sect-3	Speed	Laptime Pit
1		84.0	1:17.334	71.6	44.126	81.1	2:48.032	4	39.575	87.5	1:16.784	71.4	45.466	76.1	2:41.825
2	40.688	87.9	1:16.535	74.4	43.676	80.6	2:40.899	5	40.885	84.9	1:18.115	69.7	46.157	76.0	2:45.157
3	42.075	86.5	1:16.313	72.2	44.285	80.8	2:42.673	6	40.768	85.6	1:18.234	70.3	45.852	75.9	2:44.854

25 Bernard Brock (B1)								Elva 100							
lap	Sect-1	Speed	Sect-2	Speed	Sect-3	Speed	Laptime Pit	lap	Sect-1	Speed	Sect-2	Speed	Sect-3	Speed	Laptime Pit
1		68.5	1:26.566	64.5			3:35.266	2							

29 William Grimshaw (B2)								Moorland Mk1							
lap	Sect-1	Speed	Sect-2	Speed	Sect-3	Speed	Laptime Pit	lap	Sect-1	Speed	Sect-2	Speed	Sect-3	Speed	Laptime Pit
1		87.9	1:21.684	76.3	45.731	84.7	2:58.431	4	40.360	91.5	1:19.643	76.4	46.046	80.2	2:46.049
2	41.136	91.7	1:21.576	63.9	46.876	78.7	2:49.588	5	41.264	88.6	1:21.390	75.1	46.960	80.4	2:49.614
3	41.024	90.7	1:22.843	73.8	46.210	82.4	2:50.077	6	42.400	88.5	1:23.025	66.0	47.657	63.7	2:53.082

38 Michael Fowler (B2)								Gemini Mk2							
lap	Sect-1	Speed	Sect-2	Speed	Sect-3	Speed	Laptime Pit	lap	Sect-1	Speed	Sect-2	Speed	Sect-3	Speed	Laptime Pit
1		82.4	1:20.919	71.2	46.182	80.1	2:59.799	4	42.627	77.6	1:26.275	69.5	49.097	76.5	2:57.999
2	42.245	78.0	1:20.913	71.6	47.179	78.8	2:50.337	5	45.117	73.4	1:26.734	67.4	49.135	75.4	3:00.986
3	44.025	75.5	1:23.019	70.2	48.030	80.3	2:55.074	6	43.788	75.0	1:26.162	67.4	48.986	73.9	2:58.936



Session Start: 14:10:42 - Finish: 14:26:42

Weather/Track Conditions: Rain/Wet

Circuit: Oulton Park International

Track Length: 4.332 Km - 2.6918 miles

Printed: 26-08-2018 - 14:29

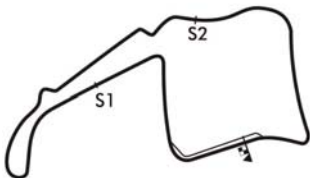
Oulton Park Gold Cup Historic Race Meeting - 25 - 27 Aug 2018

FJHRA/HSCC Silverline Formula Junior Front Engine

Race 4 - Sector Analysis

125 Andrew Tart (B2)								Bond FJ 002							
lap	Sect-1	Speed	Sect-2	Speed	Sect-3	Speed	Laptime Pit	lap	Sect-1	Speed	Sect-2	Speed	Sect-3	Speed	Laptime Pit
1		90.4	1:20.961	74.3	45.594	79.7	2:57.505	4	39.793	89.3	1:17.945	72.0	45.896	81.5	2:43.634
2	41.260	90.4	1:19.649	73.0	45.780	81.6	2:46.689	5	39.571	88.8	1:18.822	71.7	44.964	80.2	2:43.357
3	40.057	89.2	1:17.975	72.5	43.808	84.2	2:41.840	6	40.297	85.6	1:21.154	70.7	45.690	74.5	2:47.141

139 Michael Hibberd (A)								Stanguellini FJ							
lap	Sect-1	Speed	Sect-2	Speed	Sect-3	Speed	Laptime Pit	lap	Sect-1	Speed	Sect-2	Speed	Sect-3	Speed	Laptime Pit
1		86.8	1:20.557	68.4	46.689	79.1	2:57.104	4	41.935	87.5	1:21.629	69.5	47.778	77.2	2:51.342
2	42.138	85.1	1:21.469	67.6	46.299	77.3	2:49.906	5	43.123	81.7	1:21.994	67.1	47.630	76.7	2:52.747
3	41.829	85.4	1:22.089	67.0	46.956	77.0	2:50.874	6	43.185	83.1	1:22.675	65.2	48.436	74.2	2:54.296



Session Start: 14:10:42 - Finish: 14:26:42

Weather/Track Conditions: Rain/Wet

Circuit: Oulton Park International

Track Length: 4.332 Km - 2.6918 miles

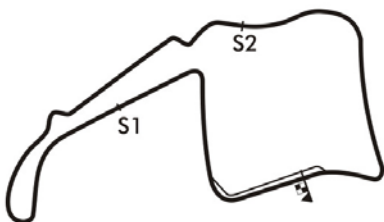
Printed: 26-08-2018 - 14:29

Oulton Park Gold Cup Historic Race Meeting - 25 - 27 Aug 2018

FJHRA/HSCC Silverline Formula Junior Front Engine

Race 4 - Best Sector Times

	SECTOR 1			SECTOR 2			SECTOR 3			IDEAL / BEST LAP COMPARISON					
	NO	TIME	LAP	NO	TIME	LAP	NO	TIME	LAP	NO	NAME	BEST	IN	IDEAL	DIFF
1	8	38.326	6	2	1:15.321	5	2	43.053	6	2	Mark Woodhouse	2:37.198	5	2:36.881	+0.317
2	2	38.507	6	8	1:15.768	2	8	43.516	5	8	Alex Morton	2:38.536	2	2:37.610	+0.926
3	125	39.571	5	20	1:16.313	3	20	43.676	2	20	Adam Sykes	2:40.899	2	2:39.564	+1.335
4	20	39.575	4	125	1:17.945	4	125	43.808	3	125	Andrew Tart	2:41.840	3	2:41.324	+0.516
5	10	39.858	5	29	1:19.643	4	10	45.061	3	10	Mike Walker	2:45.467	4	2:44.852	+0.615
6	4	40.321	4	4	1:19.650	2	29	45.731	1	29	William Grimshaw	2:46.049	4	2:45.734	+0.315
7	29	40.360	4	10	1:19.933	4	4	45.853	3	4	Graham Barron	2:47.235	3	2:45.824	+1.411
8	139	41.829	3	15	1:20.229	1	38	46.182	1	139	Michael Hibberd	2:49.906	2	2:48.685	+1.221
9	38	42.245	2	139	1:20.557	1	139	46.299	2	38	Michael Fowler	2:50.337	2	2:49.340	+0.997
10	7	42.487	2	38	1:20.913	2	15	46.726	1	7	Duncan Rabagliati	2:54.196	4	2:53.037	+1.159
11	13	45.388	2	7	1:22.711	2	7	47.839	3	15	Ian Phillips	3:01.723	1	2:56.666	+5.057
12	15	49.711	1	13	1:23.973	1	13	49.374	1	13	John Arnold	3:09.104	1	2:58.735	+10.369
13	25	51.110	1	25	1:26.566	1	25	1:54.682	0	25	Bernard Brock			4:12.358	3:42.417



Session Start: 14:10:42 - Finish: 14:26:42

Weather/Track Conditions: Rain/Wet

Circuit: Oulton Park International

Track Length: 4.332 Km - 2.6918 miles

Printed: 26-08-2018 - 14:30

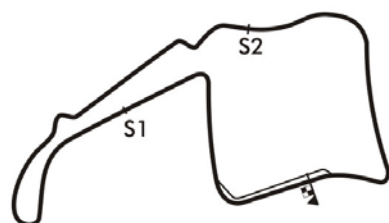


Oulton Park Gold Cup Historic Race Meeting - 25 - 27 Aug 2018

FJHRA/HSCC Silverline Formula Junior Front Engine

Race 4 - Best Sector Speeds

	NO	SECTOR 1	MPH	NO	SECTOR 2	MPH	NO	SECTOR 3	MPH
1	2	Mark Woodhouse	94.1	8	Alex Morton	78.2	2	Mark Woodhouse	86.4
2	29	William Grimshaw	91.7	29	William Grimshaw	76.4	15	Ian Phillips	85.4
3	8	Alex Morton	91.3	2	Mark Woodhouse	76.2	29	William Grimshaw	84.7
4	10	Mike Walker	90.6	10	Mike Walker	74.6	125	Andrew Tart	84.2
5	125	Andrew Tart	90.4	20	Adam Sykes	74.4	8	Alex Morton	83.5
6	20	Adam Sykes	87.9	125	Andrew Tart	74.3	10	Mike Walker	82.7
7	139	Michael Hibberd	87.5	4	Graham Barron	71.8	4	Graham Barron	81.6
8	4	Graham Barron	84.3	38	Michael Fowler	71.6	20	Adam Sykes	81.1
9	15	Ian Phillips	83.7	139	Michael Hibberd	69.5	38	Michael Fowler	80.3
10	38	Michael Fowler	82.4	15	Ian Phillips	66.5	139	Michael Hibberd	79.1
11	7	Duncan Rabagliati	78.7	13	John Arnold	66.3	13	John Arnold	74.6
12	13	John Arnold	75.8	7	Duncan Rabagliati	66.1	7	Duncan Rabagliati	74.2
13	25	Bernard Brock	68.5	25	Bernard Brock	64.5	25	Bernard Brock	39.3



Session Start: 14:10:42 - Finish: 14:26:42

Weather/Track Conditions: Rain/Wet

Circuit: Oulton Park International

Track Length: 4.332 Km - 2.6918 miles

Printed: 26-08-2018 - 14:30

Oulton Park Gold Cup Historic Race Meeting - 25 - 27 Aug 2018

FJHRA/HSCC Silverline Formula Junior Front Engine

Race 4 - Lap Chart

Lap 1			Lap 2			Lap 3			Lap 4			Lap 5			Lap 6		
NO	Behind	Laptime	NO	Behind	Laptime	NO	Behind	Laptime	NO	Behind	Laptime	NO	Behind	Laptime	NO	Behind	Laptime
8		2:45.797	8		2:38.536	8		2:40.901	8		2:40.094	2		2:37.198	2		2:37.954
2	0.697	2:46.494	2	0.902	2:38.741	2	0.678	2:40.677	2	0.397	2:39.813	8	2.383	2:39.978	8	3.712	2:39.283
20	2.235	2:48.032	20	4.598	2:40.899	20	6.370	2:42.673	20	8.101	2:41.825	20	15.663	2:45.157	20	22.563	2:44.854
10	10.531	2:56.328	10	19.738	2:47.743	125	20.800	2:41.840	125	24.340	2:43.634	125	30.102	2:43.357	125	39.289	2:47.141
139	11.307	2:57.104	125	19.861	2:46.689	10	27.086	2:48.249	10	32.459	2:45.467	10	41.582	2:46.718	10	52.664	2:49.036
125	11.708	2:57.505	139	22.677	2:49.906	4	30.863	2:47.235	4	38.420	2:47.651	4	50.558	2:49.733	4	1:05.887	2:53.283
29	12.634	2:58.431	29	23.686	2:49.588	139	32.650	2:50.874	29	38.817	2:46.049	29	50.836	2:49.614	29	1:05.964	2:53.082
38	14.002	2:59.799	4	24.529	2:48.296	29	32.862	2:50.077	139	43.898	2:51.342	139	59.050	2:52.747	139	1:15.392	2:54.296
4	14.769	3:00.566	38	25.803	2:50.337	38	39.976	2:55.074	38	57.881	2:57.999	38	1:21.272	3:00.986	38	1:42.254	2:58.936
15	15.926	3:01.723	7	37.611	2:54.711	7	51.472	2:54.762	7	1:05.574	2:54.196	7	1:22.416	2:54.437	7	1:43.793	2:59.331
7	21.436	3:07.233	13	57.815	3:13.044												
13	23.307	3:09.104															
25	49.469	3:35.266															

Session Start: 14:10:42 - Finish: 14:26:42

Weather/Track Conditions: Rain/Wet

Circuit: Oulton Park International

Track Length: 4.332 Km - 2.6918 miles

Printed: 26-08-2018 - 14:31