



Historic Sports Car Club

Silverstone Finals Historic Race Meeting

Saturday 20th – Sunday 21st October 2018

Results Booklet



Timing & Results by MST SYSTEMS Ltd.
www.mstworld.com

© MST SYSTEMS Ltd. 2018

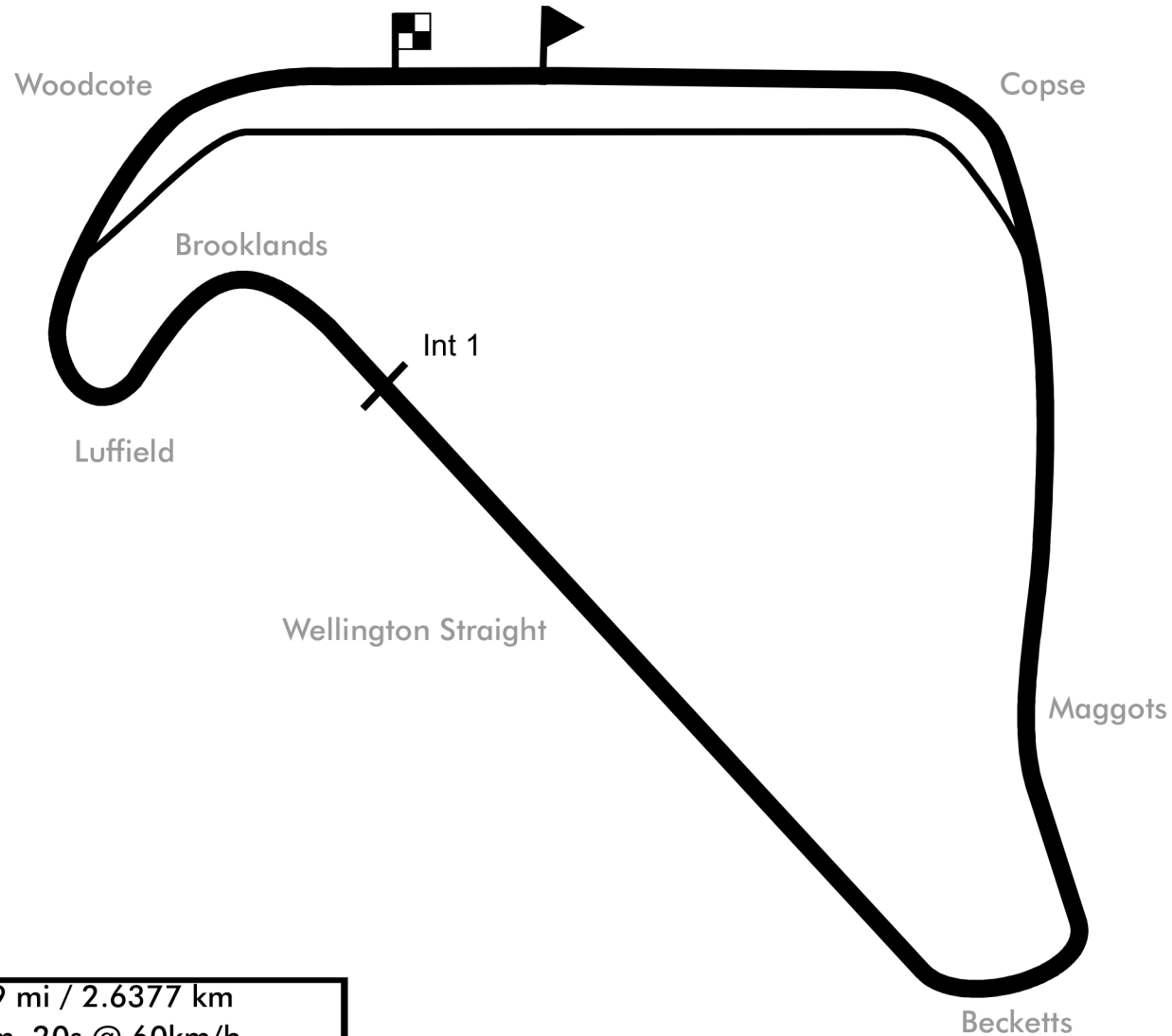
The Haysfield, Spring Lane North, Malvern, Worcestershire WR14 1GF
tel: +44 (0)1684 560614 email: motorsport@mstworld.com



Silverstone National Circuit

Towcester, Northamptonshire NN12 8TN

www.silverstone.co.uk



Circuit Length:	1.639 mi / 2.6377 km
Pit Lane:	336 m, 20s @ 60km/h
Intermediate 1:	1.678 km
Start line offset:	83.9 m

Silverstone Finals Historic Race Meeting - 20 - 21 Oct 2018

HSCC/FJHRA Silverline Historic Formula Junior Front Engine Qualifying for Race 2 - Classification

Sheet No:

POS	NO	DRIVER/S	CLASS	CLASS POS	CAR MAKE / MODEL	TIME	ON	LAPS	GAP	DIFF	MPH
1	11	Will Mitcham	B2	1	U2 Mk2	1:08.936	2	4			85.59
2	32	Ray Mallock	B2	2	U2 Mk2	1:09.143	4	6	0.207	0.207	85.34
3	8	Alex Morton	B2	3	Condor S2	1:09.547	8	10	0.611	0.404	84.84
4	34	James Owen	B2	4	Gemini Mk2	1:10.600	6	9	1.664	1.053	83.57
5	29	William Grimshaw	B2	5	Moorland Mk1	1:11.495	7	10	2.559	0.895	82.53
6	15	Ian Phillips	B2	6	BMC Mk1	1:12.268	10	10	3.332	0.773	81.65
7	9	John Chisholm	B2	7	Gemini Mk2	1:12.393	6	10	3.457	0.125	81.50
8	3	Justin Fleming	B2	8	Lola Mk2	1:12.485	7	9	3.549	0.092	81.40
9	99	Simon Jones	B2	9	Elva 100	1:14.437	7	8	5.501	1.952	79.27
10	4	Graham Barron	B1	1	Gemini Mk2	1:14.900	5	9	5.964	0.463	78.78
11	90	Mark Haynes	B2	10	Nota FJ	1:15.500	9	9	6.564	0.600	78.15
12	7	Duncan Rabagliati	B2	11	Alexis HF1	1:15.833	8	9	6.897	0.333	77.81
13	26	Roger Dexter	B2	12	Elva 100 DKW	1:16.399	7	9	7.463	0.566	77.23
14	111	Nick Taylor	B2	13	Elva 100	1:17.045	1	1	8.109	0.646	76.58
15	31	Ian Robinson	B2	14	Lola Mk2	1:17.496	7	9	8.560	0.451	76.14
16	131	Hans Ciers	H	1	U2 Mk3	1:18.303	7	9	9.367	0.807	75.35
17	24	Xavier Kingsland	A	1	Hillwood FJ	1:19.696	5	9	10.760	1.393	74.04

Session Start: 09:27:41 - Finish: 09:39:42

Weather/Track Conditions: Bright/Dry

Circuit: Silverstone National

Track Length: 2.638 Km - 1.6390 miles

These results are provisional until the conclusion of any judicial and technical matters.

Clerk of the Course:

Ian Danaher

Timekeeper:

Nick Palmer

Issued at:

Silverstone Finals Historic Race Meeting - 20 - 21 Oct 2018

HSCC/FJHRA Silverline Historic Formula Junior Front Engine

Qualifying for Race 2 - Sector Analysis

3 Justin Fleming (B2)						Lola Mk2					
lap	Sect-1	Speed	Sect-2	Speed	Laptime Pit	lap	Sect-1	Speed	Sect-2	Speed	Laptime Pit
1	46.533	104.7	44.508	98.7	1:31.041	6	43.240	105.4	29.864	104.6	1:13.104
2	46.943	99.1	31.419	103.6	1:18.362	7	42.767	107.9	29.718	105.2	1:12.485
3	43.142	102.6	31.838	98.9	1:14.980	8	42.502	102.3	30.045	104.2	1:12.547
4	45.395	100.2	31.864	100.9	1:17.259	9	45.371	99.3	30.226	105.4	1:15.597
5	45.809	107.2	30.264	104.1	1:16.073	10					

4 Graham Barron (B1)						Gemini Mk2					
lap	Sect-1	Speed	Sect-2	Speed	Laptime Pit	lap	Sect-1	Speed	Sect-2	Speed	Laptime Pit
1	46.778	92.9	33.360	94.4	1:20.138	6	44.943	96.3	30.024	94.5	1:14.967
2	47.829	96.6	31.630	93.4	1:19.459	7	45.210	95.2	30.844	93.2	1:16.054
3	45.019	96.3	30.481	93.0	1:15.500	8	45.237	95.9	30.591	93.4	1:15.828
4	44.993	95.7	30.195	93.2	1:15.188	9	46.535	96.4	31.256	94.1	1:17.791
5	44.732	96.3	30.168	93.7	1:14.900	10					

7 Duncan Rabagliati (B2)						Alexis HF1					
lap	Sect-1	Speed	Sect-2	Speed	Laptime Pit	lap	Sect-1	Speed	Sect-2	Speed	Laptime Pit
1	49.796	91.9	32.637	92.5	1:22.433	6	45.301	98.0	30.632	94.6	1:15.933
2	48.014	94.5	31.726	96.9	1:19.740	7	45.877	97.7	30.922	94.9	1:16.799
3	46.285	96.3	31.187	91.2	1:17.472	8	45.272	97.7	30.561	95.5	1:15.833
4	46.351	97.7	30.770	95.7	1:17.121	9	46.248	98.0	31.464	94.5	1:17.712
5	45.208	97.7	30.829	93.7	1:16.037	10					

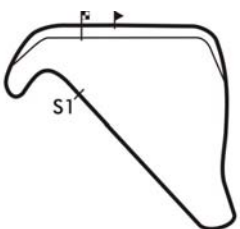
8 Alex Morton (B2)						Condor S2					
lap	Sect-1	Speed	Sect-2	Speed	Laptime Pit	lap	Sect-1	Speed	Sect-2	Speed	Laptime Pit
1	46.403	93.3	29.750	105.1	1:16.153	6	41.042	107.7	28.857	104.7	1:09.899
2	42.398	106.9	28.798	106.1	1:11.196	7	41.356	107.7	28.523	105.1	1:09.879
3	41.984	108.1	28.924	106.8	1:10.908	8	41.413	108.9	28.134	106.4	1:09.547
4	41.228	107.9	28.794	105.7	1:10.022	9	41.691	107.2	28.651	104.2	1:10.342
5	41.351	108.6	28.597	105.7	1:09.948	10	41.529	108.1	28.478	103.7	1:10.007

9 John Chisholm (B2)						Gemini Mk2					
lap	Sect-1	Speed	Sect-2	Speed	Laptime Pit	lap	Sect-1	Speed	Sect-2	Speed	Laptime Pit
1	46.263	101.2	30.164	99.2	1:16.427	6	43.155	102.9	29.238	99.9	1:12.393
2	43.449	102.3	29.515	99.5	1:12.964	7	43.985	101.7	29.691	98.6	1:13.676
3	43.425	101.7	29.511	98.6	1:12.936	8	43.589	101.7	29.446	98.7	1:13.035
4	43.473	101.5	29.930	97.1	1:13.403	9	44.748	102.0	29.335	99.0	1:14.083
5	43.459	102.3	29.701	100.3	1:13.160	10	44.168	101.8	30.295	97.7	1:14.463

11 Will Mitcham (B2)						U2 Mk2					
lap	Sect-1	Speed	Sect-2	Speed	Laptime Pit	lap	Sect-1	Speed	Sect-2	Speed	Laptime Pit
1	46.409	97.7	30.425	108.0	1:16.834	3	42.146	95.6	29.439	109.4	1:11.585
2	41.053	111.7	27.883	109.1	1:08.936	4	40.543	111.7	Pit In		1:24.563

15 Ian Phillips (B2)						BMC Mk1					
lap	Sect-1	Speed	Sect-2	Speed	Laptime Pit	lap	Sect-1	Speed	Sect-2	Speed	Laptime Pit
1	48.044	95.3	32.871	94.2	1:20.915	6	43.026	103.7	29.393	100.3	1:12.419
2	48.175	101.4	29.974	99.5	1:18.149	7	42.926	103.2	29.593	100.4	1:12.519
3	44.077	96.7	29.880	100.3	1:13.957	8	42.872	103.1	29.511	100.4	1:12.383
4	43.556	102.5	29.890	100.7	1:13.446	9	43.463	103.2	29.481	100.6	1:12.944
5	43.589	103.4	29.642	100.4	1:13.231	10	42.941	105.0	29.327	100.3	1:12.268

24 Xavier Kingsland (A)						Hillwood FJ					
lap	Sect-1	Speed	Sect-2	Speed	Laptime Pit	lap	Sect-1	Speed	Sect-2	Speed	Laptime Pit
1	50.076	92.2	33.685	90.7	1:23.761	6	48.122	87.5	32.660	92.4	1:20.782
2	51.360	86.6	33.687	92.9	1:25.047	7	47.578	83.4	32.867	87.7	1:20.445
3	48.766	92.7	32.853	93.8	1:21.619	8	49.432	90.9	33.157	86.1	1:22.589
4	47.828	91.7	32.202	94.1	1:20.030	9	48.244	92.9	32.101	93.8	1:20.345
5	47.451	93.9	32.245	93.0	1:19.696	10					



Session Start: 09:27:41 - Finish: 09:39:42

Weather/Track Conditions: Bright/Dry

Circuit: Silverstone National

Track Length: 2.638 Km - 1.6390 miles

Printed: 20-10-2018 - 09:44

Silverstone Finals Historic Race Meeting - 20 - 21 Oct 2018

HSCC/FJHRA Silverline Historic Formula Junior Front Engine

Qualifying for Race 2 - Sector Analysis

26 Roger Dexter (B2)						Elva 100 DKW					
lap	Sect-1	Speed	Sect-2	Speed	Laptime Pit	lap	Sect-1	Speed	Sect-2	Speed	Laptime Pit
1	49.379	85.7	32.964	92.2	1:22.343	6	45.956	91.7	31.438	93.0	1:17.394
2	47.317	86.6	32.907	93.3	1:20.224	7	45.418	94.1	30.981	92.1	1:16.399
3	47.026	78.6	33.888	93.8	1:20.914	8	46.349	92.1	31.368	91.9	1:17.717
4	45.986	93.1	31.557	93.4	1:17.543	9	48.455	83.7	32.692	87.7	1:21.147
5	45.822	90.6	31.565	93.6	1:17.387	10					

29 William Grimshaw (B2)						Moorland Mk1					
lap	Sect-1	Speed	Sect-2	Speed	Laptime Pit	lap	Sect-1	Speed	Sect-2	Speed	Laptime Pit
1	46.767	103.6	30.465	99.3	1:17.232	6	42.723	103.9	29.255	102.6	1:11.978
2	46.517	103.2	30.101	101.8	1:16.618	7	42.492	104.2	29.003	101.5	1:11.495
3	42.967	103.6	29.625	101.5	1:12.592	8	43.120	95.9	29.518	102.6	1:12.638
4	42.595	104.0	29.164	101.5	1:11.759	9	43.100	104.4	29.119	101.2	1:12.219
5	42.433	104.9	29.146	102.3	1:11.579	10	42.663	104.0	28.845	102.1	1:11.508

31 Ian Robinson (B2)						Lola Mk2					
lap	Sect-1	Speed	Sect-2	Speed	Laptime Pit	lap	Sect-1	Speed	Sect-2	Speed	Laptime Pit
1	50.056	92.9	35.223	93.3	1:25.279	6	46.006	98.1	32.279	101.0	1:18.285
2	48.777	94.0	33.447	95.7	1:22.224	7	45.565	103.9	31.931	101.3	1:17.496
3	46.824	103.7	32.250	99.0	1:19.074	8	46.336	106.5	31.784	103.1	1:18.120
4	45.716	97.7	32.462	102.3	1:18.178	9	45.998	101.2	32.078	102.3	1:18.076
5	48.023	97.1	32.340	103.1	1:20.363	10					

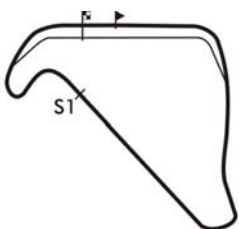
32 Ray Mallock (B2)						U2 Mk2					
lap	Sect-1	Speed	Sect-2	Speed	Laptime Pit	lap	Sect-1	Speed	Sect-2	Speed	Laptime Pit
1	44.393	104.7	29.139	107.3	1:13.532	4	40.809	111.3	28.334	106.8	1:09.143
2	41.378	112.0	28.199	109.1	1:09.577	5	41.127	110.4	28.388	106.2	1:09.515
3	40.838	110.9	28.457	106.4	1:09.295	6	41.707	93.5	Pit In		1:22.477

34 James Owen (B2)						Gemini Mk2					
lap	Sect-1	Speed	Sect-2	Speed	Laptime Pit	lap	Sect-1	Speed	Sect-2	Speed	Laptime Pit
1	46.005	95.1	30.465	101.5	1:16.470	6	42.116	105.2	28.484	102.6	1:10.600
2	43.788	94.5	Pit In		1:30.078	7	42.019	105.5	28.641	103.2	1:10.660
3	Pit Out	93.2	29.689	100.6	2:16.088	8	1:06.563	76.3	31.369	102.4	1:37.932
4	42.519	104.2	29.080	102.3	1:11.599	9	42.191	106.2	28.853	97.7	1:11.044
5	41.950	104.7	29.114	102.1	1:11.064	10					

90 Mark Haynes (B2)						Nota FJ					
lap	Sect-1	Speed	Sect-2	Speed	Laptime Pit	lap	Sect-1	Speed	Sect-2	Speed	Laptime Pit
1	49.685	87.4	34.460	94.6	1:24.145	6	44.278	94.0	31.733	100.1	1:16.011
2	48.740	84.9	33.788	97.0	1:22.528	7	44.199	97.0	31.683	99.6	1:15.882
3	45.958	94.8	32.295	98.6	1:18.253	8	44.454	95.5	31.751	100.6	1:16.205
4	45.396	94.8	32.701	100.7	1:18.097	9	44.200	96.1	31.300	100.9	1:15.500
5	45.926	103.1	30.680	101.0	1:16.606	10					

99 Simon Jones (B2)						Elva 100					
lap	Sect-1	Speed	Sect-2	Speed	Laptime Pit	lap	Sect-1	Speed	Sect-2	Speed	Laptime Pit
1	49.991	88.9	32.788	93.6	1:22.779	5	44.053	104.5	30.416	100.7	1:14.469
2	49.079	98.4	32.223	97.1	1:21.302	6	44.704	103.4	30.000	100.4	1:14.704
3	45.751	95.2	31.600	99.2	1:17.351	7	44.202	102.5	30.235	100.6	1:14.437
4	45.135	102.9	30.783	98.9	1:15.918	8	45.593	71.2	Pit In		1:45.124

111 Nick Taylor (B2)						Elva 100					
lap	Sect-1	Speed	Sect-2	Speed	Laptime Pit	lap	Sect-1	Speed	Sect-2	Speed	Laptime Pit
1	45.739	99.6	31.306	98.5	1:17.045	2					



Session Start: 09:27:41 - Finish: 09:39:42

Weather/Track Conditions: Bright/Dry

Circuit: Silverstone National

Track Length: 2.638 Km - 1.6390 miles

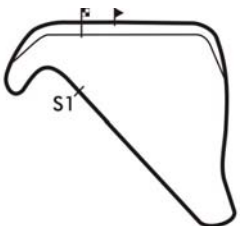
Printed: 20-10-2018 - 09:44

Silverstone Finals Historic Race Meeting - 20 - 21 Oct 2018

HSCC/FJHRA Silverline Historic Formula Junior Front Engine

Qualifying for Race 2 - Sector Analysis

131 Hans Ciers (B1)						U2 Mk3					
lap	Sect-1	Speed	Sect-2	Speed	Laptime Pit	lap	Sect-1	Speed	Sect-2	Speed	Laptime Pit
1	48.610	90.9	34.644	85.6	1:23.254	6	46.843	92.1	31.950	92.0	1:18.793
2	50.380	85.2	34.073	89.8	1:24.453	7	46.995	97.0	31.308	94.8	1:18.303
3	46.737	96.3	31.804	90.5	1:18.541	8	1:10.238	83.4	31.849	91.2	1:42.087
4	47.874	92.6	31.667	92.9	1:19.541	9	47.753	88.8	31.542	90.6	1:19.295
5	46.747	93.1	31.709	93.3	1:18.456	10					

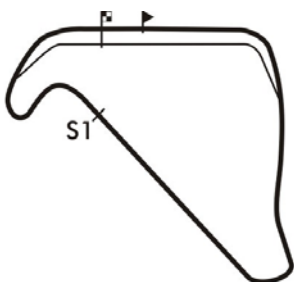


Silverstone Finals Historic Race Meeting - 20 - 21 Oct 2018

HSCC/FJHRA Silverline Historic Formula Junior Front Engine

Qualifying for Race 2 - Best Sector Times

	SECTOR 1			SECTOR 2			IDEAL / BEST LAP COMPARISON					
	NO	TIME	LAP	NO	TIME	LAP	NO	NAME	BEST	IN	IDEAL	DIFF
1	11	40.543	4	11	27.883	2	11	Will Mitcham	1:08.936	2	1:08.426	+0.510
2	32	40.809	4	8	28.134	8	32	Ray Mallock	1:09.143	4	1:09.008	+0.135
3	8	41.042	6	32	28.199	2	8	Alex Morton	1:09.547	8	1:09.176	+0.371
4	34	41.950	5	34	28.484	6	34	James Owen	1:10.600	6	1:10.434	+0.166
5	29	42.433	5	29	28.845	10	29	William Grimshaw	1:11.495	7	1:11.278	+0.217
6	3	42.502	8	9	29.238	6	15	Ian Phillips	1:12.268	10	1:12.199	+0.069
7	15	42.872	8	15	29.327	10	9	John Chisholm	1:12.393	6	1:12.393	+0.000
8	9	43.155	6	3	29.718	7	3	Justin Fleming	1:12.485	7	1:12.220	+0.265
9	99	44.053	5	99	30.000	6	99	Simon Jones	1:14.437	7	1:14.053	+0.384
10	90	44.199	7	4	30.024	6	4	Graham Barron	1:14.900	5	1:14.756	+0.144
11	4	44.732	5	7	30.561	8	90	Mark Haynes	1:15.500	9	1:14.879	+0.621
12	7	45.208	5	90	30.680	5	7	Duncan Rabagliati	1:15.833	8	1:15.769	+0.064
13	26	45.418	7	26	30.981	7	26	Roger Dexter	1:16.399	7	1:16.399	+0.000
14	31	45.565	7	111	31.306	1	111	Nick Taylor	1:17.045	1	1:17.045	+0.000
15	111	45.739	1	131	31.308	7	31	Ian Robinson	1:17.496	7	1:17.349	+0.147
16	131	46.737	3	31	31.784	8	131	Hans Ciers	1:18.303	7	1:18.045	+0.258
17	24	47.451	5	24	32.101	9	24	Xavier Kingsland	1:19.696	5	1:19.552	+0.144



Session Start: 09:27:41 - Finish: 09:39:42

Weather/Track Conditions: Bright/Dry

Circuit: Silverstone National

Track Length: 2.638 Km - 1.6390 miles

Printed: 20-10-2018 - 09:44

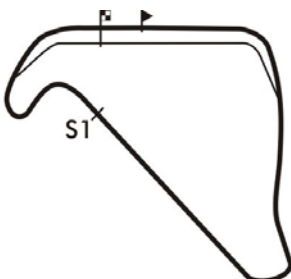


Silverstone Finals Historic Race Meeting - 20 - 21 Oct 2018

HSCC/FJHRA Silverline Historic Formula Junior Front Engine

Qualifying for Race 2 - Best Sector Speeds

	NO	SECTOR 1	MPH	NO	SECTOR 2	MPH
1	32	Ray Mallock	112.0	11	Will Mitcham	109.4
2	11	Will Mitcham	111.7	32	Ray Mallock	109.1
3	8	Alex Morton	108.9	8	Alex Morton	106.8
4	3	Justin Fleming	107.9	3	Justin Fleming	105.4
5	31	Ian Robinson	106.5	34	James Owen	103.2
6	34	James Owen	106.2	31	Ian Robinson	103.1
7	15	Ian Phillips	105.0	29	William Grimshaw	102.6
8	29	William Grimshaw	104.9	90	Mark Haynes	101.0
9	99	Simon Jones	104.5	15	Ian Phillips	100.7
10	90	Mark Haynes	103.1	99	Simon Jones	100.7
11	9	John Chisholm	102.9	9	John Chisholm	100.3
12	111	Nick Taylor	99.6	111	Nick Taylor	98.5
13	7	Duncan Rabagliati	98.0	7	Duncan Rabagliati	96.9
14	131	Hans Ciers	97.0	131	Hans Ciers	94.8
15	4	Graham Barron	96.6	4	Graham Barron	94.5
16	26	Roger Dexter	94.1	24	Xavier Kingsland	94.1
17	24	Xavier Kingsland	93.9	26	Roger Dexter	93.8



Session Start: 09:27:41 - Finish: 09:39:42

Weather/Track Conditions: Bright/Dry

Circuit: Silverstone National

Track Length: 2.638 Km - 1.6390 miles

Printed: 20-10-2018 - 09:45

Silverstone Finals Historic Race Meeting - 20 - 21 Oct 2018

HSCC/FJHRA Silverline Historic Formula Junior Front Engine

Race 2 - Starting Grid - AMENDED 3

Sheet No:

Start Time : 13:25 - Heat Duration : 15 Minutes

	Pole Left	
ROW		
1	1 32 Ray Mallock	2 8 Alex Morton
2	3 34 James Owen	4 29 William Grimshaw
3	5 15 Ian Phillips	6 9 John Chisholm
4	7 3 Justin Fleming	8 4 Graham Barron
5	9 90 Mark Haynes	10 7 Duncan Rabagliati
6	11 26 Roger Dexter	12 117 Nick Taylor
7	13 31 Ian Robinson	14 137 Hans Ciers
8	15 24 Xavier Kingsland	

Cars 11 and 99 withdrawn.

*Circuit: Silverstone National
Track Length: 2.638 Km - 1.6390 miles*

These results are provisional until the conclusion of any judicial and technical matters.

Clerk of the Course: <div style="text-align: right;">Ian Danaher</div>	Timekeeper: <div style="text-align: right;">Nick Fielding</div>	Issued at:
---	--	------------



Printed : 20-10-2018 - 12:53

Silverstone Finals Historic Race Meeting - 20 - 21 Oct 2018

HSCC/FJHRA Silverline Historic Formula Junior Front Engine

Race 2 - Classification

Sheet No:

POS	NO	DRIVER/S	CLASS	CLASS POS	CAR MAKE / MODEL	TIME	LAPS	GAP	DIFF	MPH	BEST	ON
1	32	Ray Mallock	B2	1	U2 Mk2	15:07.035	13	-- 13 laps		84.56	1:08.607	7
2	8	Alex Morton	B2	2	Condor S2	15:23.531	13	16.496	16.496	83.05	1:09.729	4
3	34	James Owen	B2	3	Gemini Mk2	15:30.504	13	23.469	6.973	82.43	1:10.425	2
4	111	Nick Taylor	B2	4	Elva 100	15:38.180	13	31.145	7.676	81.75	1:11.095	6
5	3	Justin Fleming	B2	5	Lola Mk2	15:58.388	13	51.353	20.208	80.03	1:12.290	7
6	15	Ian Phillips	B2	6	BMC Mk1	15:58.621	13	51.586	0.233	80.01	1:11.913	13
7	90	Mark Haynes	B2	7	Nota FJ	16:19.306	13	1:12.271	20.685	78.32	1:14.031	5
8	4	Graham Barron	B1	1	Gemini Mk2	15:12.868	12	-- 12 laps	8.567	77.56	1:14.444	2
9	7	Duncan Rabagliati	B2	8	Alexis HF1	15:29.278	12	16.410	16.410	76.19	1:16.298	3
10	31	Ian Robinson	B2	9	Lola Mk2	15:35.920	12	23.052	6.642	75.65	1:16.382	6
11	26	Roger Dexter	B2	10	Elva 100 DKW	15:42.383	12	29.515	6.463	75.13	1:17.336	4
12	131	Hans Ciers	H	1	U2 Mk3	15:44.266	12	31.398	1.883	74.98	1:17.148	9

----- NOT CLASSIFIED -----

DNF 29	William Grimshaw	B2	Moorland Mk1	9:42.320	8	-- 8 laps --		81.06	1:11.600	7
DNF 9	John Chisholm	B2	Gemini Mk2	10:28.501	8	46.181	46.181	75.10	1:14.053	5
DNF 24	Xavier Kingsland	A	Hillwood FJ	10:34.486	8	52.166	5.985	74.39	1:17.732	4

----- FASTEST LAP SUMMARY -----

NO	DRIVER/S	CLASS	CAR MAKE / MODEL	FASTEST LAP	ON	MPH
32	Ray Mallock	B2	U2 Mk2	1:08.607	7	86.00
4	Graham Barron	B1	Gemini Mk2	1:14.444	2	79.26
131	Hans Ciers	H	U2 Mk3	1:17.148	9	76.48
24	Xavier Kingsland	A	Hillwood FJ	1:17.732	4	75.91

Session Start: 13:24:06 - Finish: 13:39:12

Weather/Track Conditions: Sun/Dry

Circuit: Silverstone National

Track Length: 2.638 Km - 1.6390 miles

These results are provisional until the conclusion of any judicial and technical matters.

Clerk of the Course: <div style="text-align: right;">Ian Danaher</div>	Timekeeper: <div style="text-align: right;">Nick Palmer</div>	Issued at:
---	--	------------



Printed: 20-10-2018 - 13:42

Results: www.mstworld.com. Live Timing: <https://livetiming.getraceresults.com/mst>. Email: timing@mstworld.com

Silverstone Finals Historic Race Meeting - 20 - 21 Oct 2018

HSCC/FJHRA Silverline Historic Formula Junior Front Engine

Race 2 - Sector Analysis

3 Justin Fleming (B2)						Lola Mk2					
lap	Sect-1	Speed	Sect-2	Speed	Laptime Pit	lap	Sect-1	Speed	Sect-2	Speed	Laptime Pit
1		107.5	29.858	105.2	1:18.463	8	42.787	109.1	30.014	103.7	1:12.801
2	44.508	107.2	29.600	106.1	1:14.108	9	43.317	107.2	30.298	103.9	1:13.615
3	45.140	104.4	29.806	105.6	1:14.946	10	43.727	107.2	30.016	103.9	1:13.743
4	43.035	108.2	30.007	104.6	1:13.042	11	42.816	107.9	29.944	104.1	1:12.760
5	44.396	105.5	29.676	104.7	1:14.072	12	43.215	107.0	29.504	103.6	1:12.719
6	43.172	106.2	30.003	104.2	1:13.175	13	42.673	106.5	29.981	102.1	1:12.654
7	42.875	108.2	29.415	105.1	1:12.290	14					

4 Graham Barron (B1)						Gemini Mk2					
lap	Sect-1	Speed	Sect-2	Speed	Laptime Pit	lap	Sect-1	Speed	Sect-2	Speed	Laptime Pit
1		96.1	30.063	95.7	1:20.134	7	45.332	94.1	30.345	92.5	1:15.677
2	44.501	97.1	29.943	94.8	1:14.444	8	45.470	94.9	30.644	92.1	1:16.114
3	44.862	96.8	30.140	94.4	1:15.002	9	45.320	94.1	31.422	91.7	1:16.742
4	45.595	95.9	30.850	91.9	1:16.445	10	45.231	89.4	30.954	92.9	1:16.185
5	45.199	95.6	30.275	93.3	1:15.474	11	45.116	94.3	30.420	92.8	1:15.536
6	45.063	94.7	30.061	93.3	1:15.124	12	45.436	94.8	30.555	92.5	1:15.991

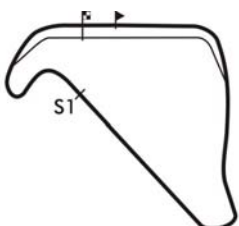
7 Duncan Rabagliati (B2)						Alexis HF1					
lap	Sect-1	Speed	Sect-2	Speed	Laptime Pit	lap	Sect-1	Speed	Sect-2	Speed	Laptime Pit
1		98.4	31.418	96.6	1:22.999	7	46.052	98.1	30.781	97.0	1:16.833
2	45.702	97.3	30.761	97.3	1:16.463	8	45.892	97.4	30.688	96.9	1:16.580
3	45.784	97.3	30.514	96.3	1:16.298	9	46.049	97.1	31.221	90.8	1:17.270
4	45.492	98.1	31.027	97.4	1:16.519	10	46.405	96.7	31.065	91.2	1:17.470
5	45.842	98.0	31.070	96.3	1:16.912	11	46.645	97.3	31.141	95.3	1:17.786
6	46.142	96.8	30.874	95.2	1:17.016	12	46.412	96.6	30.720	93.6	1:17.132

8 Alex Morton (B2)						Condor S2					
lap	Sect-1	Speed	Sect-2	Speed	Laptime Pit	lap	Sect-1	Speed	Sect-2	Speed	Laptime Pit
1		105.0	28.985	107.3	1:13.999	8	42.407	102.5	29.026	100.4	1:11.433
2	41.777	108.1	28.833	105.7	1:10.610	9	42.674	100.9	28.918	103.1	1:11.592
3	41.513	107.9	28.678	106.1	1:10.191	10	41.654	102.1	28.619	103.2	1:10.273
4	41.152	107.2	28.577	105.2	1:09.729	11	42.759	95.6	28.672	104.4	1:11.431
5	41.461	107.0	28.600	105.4	1:10.061	12	41.712	105.7	28.625	101.6	1:10.337
6	42.013	105.5	28.700	103.1	1:10.713	13	42.954	97.5	29.271	98.2	1:12.225
7	42.129	105.2	28.808	100.6	1:10.937	14					

9 John Chisholm (B2)						Gemini Mk2					
lap	Sect-1	Speed	Sect-2	Speed	Laptime Pit	lap	Sect-1	Speed	Sect-2	Speed	Laptime Pit
1		100.6	29.897	100.6	1:17.945	5	44.162	102.1	29.891	100.3	1:14.053
2	44.537	100.6	29.711	100.1	1:14.248	6	44.714	100.5	29.606	99.6	1:14.320
3	44.194	100.6	30.032	99.0	1:14.226	7	45.972	89.5	31.266	87.2	1:17.238
4	44.630	100.5	30.596	98.3	1:15.226	8	49.404	83.7	Pit In		1:41.245

15 Ian Phillips (B2)						BMC Mk1					
lap	Sect-1	Speed	Sect-2	Speed	Laptime Pit	lap	Sect-1	Speed	Sect-2	Speed	Laptime Pit
1		101.7	30.316	102.1	1:19.491	8	43.437	98.1	30.397	99.3	1:13.834
2	43.862	98.7	29.576	102.1	1:13.438	9	43.481	104.4	30.839	99.5	1:14.320
3	43.431	103.2	30.243	97.3	1:13.674	10	43.555	92.7	29.405	101.8	1:12.960
4	43.462	102.5	29.615	100.1	1:13.077	11	43.526	103.9	29.329	99.8	1:12.855
5	44.587	102.5	29.421	99.9	1:14.008	12	43.539	104.7	29.711	100.3	1:13.250
6	43.683	101.7	29.321	99.9	1:13.004	13	42.873	103.2	29.040	101.2	1:11.913
7	43.360	101.2	29.437	99.8	1:12.797	14					

24 Xavier Kingsland (A)						Hillwood FJ					
lap	Sect-1	Speed	Sect-2	Speed	Laptime Pit	lap	Sect-1	Speed	Sect-2	Speed	Laptime Pit
1		98.3	31.807	93.8	1:25.425	5	46.119	88.1	31.655	95.9	1:17.774
2	47.293	94.3	31.711	96.4	1:19.004	6	46.731	90.3	31.636	95.2	1:18.367
3	46.696	88.9	31.997	95.9	1:18.693	7	46.655	90.1	31.730	94.4	1:18.385
4	46.173	94.9	31.559	95.9	1:17.732	8	47.221	92.9	31.885	94.4	1:19.106



Session Start: 13:24:06 - Finish: 13:39:12

Weather/Track Conditions: Sun/Dry

Circuit: Silverstone National

Track Length: 2.638 Km - 1.6390 miles

Printed: 20-10-2018 - 13:43

Silverstone Finals Historic Race Meeting - 20 - 21 Oct 2018

HSCC/FJHRA Silverline Historic Formula Junior Front Engine

Race 2 - Sector Analysis

26 Roger Dexter (B2)						Elva 100 DKW					
lap	Sect-1	Speed	Sect-2	Speed	Laptime Pit	lap	Sect-1	Speed	Sect-2	Speed	Laptime Pit
1		93.5	31.915	94.2	1:24.955	7	46.049	92.6	31.343	92.5	1:17.392
2	46.756	95.2	31.414	93.3	1:18.170	8	46.212	91.4	31.305	92.0	1:17.517
3	46.746	90.4	31.643	93.6	1:18.389	9	46.134	91.1	31.387	92.0	1:17.521
4	46.079	93.6	31.257	93.3	1:17.336	10	47.177	76.5	32.191	91.3	1:19.368
5	46.370	92.7	31.698	92.6	1:18.068	11	46.846	89.8	31.322	92.1	1:18.168
6	46.520	91.1	31.432	92.2	1:17.952	12	46.197	92.7	31.350	91.9	1:17.547

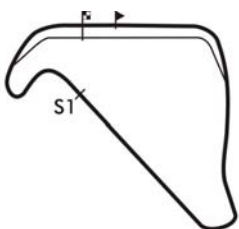
29 William Grimshaw (B2)						Moorland Mk1					
lap	Sect-1	Speed	Sect-2	Speed	Laptime Pit	lap	Sect-1	Speed	Sect-2	Speed	Laptime Pit
1		104.9	29.330	101.6	1:17.133	5	43.812	104.9	28.924	103.1	1:12.736
2	42.730	103.9	29.283	101.8	1:12.013	6	42.710	103.7	29.186	102.8	1:11.896
3	42.915	103.9	29.319	102.1	1:12.234	7	42.713	103.1	28.887	102.3	1:11.600
4	43.072	103.4	29.881	101.3	1:12.953	8	42.656	103.2	29.099	101.3	1:11.755

31 Ian Robinson (B2)						Lola Mk2					
lap	Sect-1	Speed	Sect-2	Speed	Laptime Pit	lap	Sect-1	Speed	Sect-2	Speed	Laptime Pit
1		100.0	31.757	100.4	1:24.330	7	46.154	99.7	31.541	102.4	1:17.695
2	46.018	103.4	31.762	101.3	1:17.780	8	45.070	99.9	31.483	102.4	1:16.553
3	46.075	97.8	31.947	101.6	1:18.022	9	45.449	103.4	31.401	100.4	1:16.850
4	45.728	99.7	31.877	100.6	1:17.605	10	46.364	91.7	32.097	97.1	1:18.461
5	45.751	96.6	31.631	101.0	1:17.382	11	45.814	106.9	31.340	102.4	1:17.154
6	45.177	104.9	31.205	100.1	1:16.382	12	46.039	98.8	31.667	101.6	1:17.706

32 Ray Mallock (B2)						U2 Mk2					
lap	Sect-1	Speed	Sect-2	Speed	Laptime Pit	lap	Sect-1	Speed	Sect-2	Speed	Laptime Pit
1		112.0	28.489	108.5	1:13.420	8	41.616	108.8	28.501	108.0	1:10.117
2	40.633	111.8	28.168	107.6	1:08.801	9	41.661	111.1	28.409	108.3	1:10.070
3	41.006	112.2	28.127	108.3	1:09.133	10	41.365	111.3	28.324	107.6	1:09.689
4	40.885	111.7	28.091	108.0	1:08.976	11	41.536	104.7	28.758	106.8	1:10.294
5	40.935	112.0	28.092	108.3	1:09.027	12	41.679	108.2	28.621	108.3	1:10.300
6	40.662	111.8	28.292	108.5	1:08.954	13	41.219	110.2	28.428	106.9	1:09.647
7	40.521	110.9	28.086	107.8	1:08.607	14					

34 James Owen (B2)						Gemini Mk2					
lap	Sect-1	Speed	Sect-2	Speed	Laptime Pit	lap	Sect-1	Speed	Sect-2	Speed	Laptime Pit
1		104.2	28.534	103.6	1:15.241	8	42.089	105.2	28.799	103.1	1:10.888
2	41.999	105.8	28.426	103.4	1:10.425	9	42.195	104.9	28.829	103.4	1:11.024
3	41.829	106.5	28.663	103.7	1:10.492	10	41.970	104.2	28.951	103.7	1:10.921
4	42.040	105.7	28.787	103.2	1:10.827	11	43.034	80.5	31.556	100.7	1:14.590
5	42.189	105.7	28.563	103.2	1:10.752	12	42.849	104.7	28.848	103.2	1:11.697
6	42.471	105.2	28.733	103.1	1:11.204	13	43.014	105.5	28.620	103.1	1:11.634
7	42.251	105.0	28.558	103.2	1:10.809	14					

90 Mark Haynes (B2)						Nota FJ					
lap	Sect-1	Speed	Sect-2	Speed	Laptime Pit	lap	Sect-1	Speed	Sect-2	Speed	Laptime Pit
1		93.9	31.181	102.1	1:20.937	8	44.161	100.2	30.646	99.3	1:14.807
2	44.105	96.3	30.449	102.1	1:14.554	9	43.946	94.7	31.296	100.3	1:15.242
3	44.218	96.7	30.545	101.8	1:14.763	10	44.398	84.8	31.804	98.7	1:16.202
4	44.009	97.0	30.696	100.6	1:14.705	11	44.187	90.0	31.125	100.1	1:15.312
5	43.688	99.6	30.343	101.5	1:14.031	12	44.069	97.1	30.978	99.2	1:15.047
6	43.950	99.3	30.689	100.9	1:14.639	13	44.107	98.1	30.898	99.8	1:15.005
7	43.548	99.3	30.514	100.6	1:14.062	14					



Session Start: 13:24:06 - Finish: 13:39:12

Weather/Track Conditions: Sun/Dry

Circuit: Silverstone National

Track Length: 2.638 Km - 1.6390 miles

Printed: 20-10-2018 - 13:43

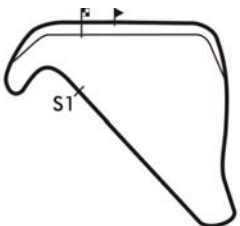
Silverstone Finals Historic Race Meeting - 20 - 21 Oct 2018

HSCC/FJHRA Silverline Historic Formula Junior Front Engine

Race 2 - Sector Analysis

111 Nick Taylor (B2)						Elva 100					
lap	Sect-1	Speed	Sect-2	Speed	Laptime Pit	lap	Sect-1	Speed	Sect-2	Speed	Laptime Pit
1		102.5	29.958	100.7	1:19.109	8	42.652	102.5	29.122	100.1	1:11.774
2	43.146	103.2	29.036	100.6	1:12.182	9	42.361	102.9	28.867	100.4	1:11.228
3	42.387	104.2	29.433	101.3	1:11.820	10	42.574	102.6	29.035	100.7	1:11.609
4	42.163	104.2	29.031	99.8	1:11.194	11	42.358	102.6	29.264	99.8	1:11.622
5	43.133	103.6	28.785	100.9	1:11.918	12	42.450	103.1	29.293	97.6	1:11.743
6	42.315	103.1	28.780	101.2	1:11.095	13	42.606	103.1	29.022	100.7	1:11.628
7	42.405	102.8	28.853	100.4	1:11.258	14					

131 Hans Ciers (H)						U2 Mk3					
lap	Sect-1	Speed	Sect-2	Speed	Laptime Pit	lap	Sect-1	Speed	Sect-2	Speed	Laptime Pit
1		94.4	31.556	92.9	1:23.522	7	47.161	95.9	30.800	94.2	1:17.961
2	47.764	94.1	32.297	89.8	1:20.061	8	46.114	98.0	31.069	92.0	1:17.183
3	46.761	88.8	31.905	91.7	1:18.666	9	46.157	96.3	30.991	95.2	1:17.148
4	46.047	93.3	31.337	92.2	1:17.384	10	47.051	73.0	32.926	91.1	1:19.977
5	46.197	92.3	31.863	92.6	1:18.060	11	47.057	93.6	31.258	87.5	1:18.315
6	46.965	93.2	31.240	94.6	1:18.205	12	46.960	95.3	30.824	94.0	1:17.784



Session Start: 13:24:06 - Finish: 13:39:12

Weather/Track Conditions: Sun/Dry

Circuit: Silverstone National

Track Length: 2.638 Km - 1.6390 miles

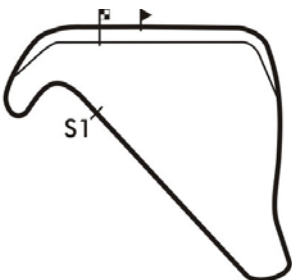
Printed: 20-10-2018 - 13:43

Silverstone Finals Historic Race Meeting - 20 - 21 Oct 2018

HSCC/FJHRA Silverline Historic Formula Junior Front Engine

Race 2 - Best Sector Times

	SECTOR 1			SECTOR 2			IDEAL / BEST LAP COMPARISON					
	NO	TIME	LAP	NO	TIME	LAP	NO	NAME	BEST	IN	IDEAL	DIFF
1	32	40.521	7	32	28.086	7	32	Ray Mallock	1:08.607	7	1:08.607	+0.000
2	8	41.152	4	34	28.426	2	8	Alex Morton	1:09.729	4	1:09.729	+0.000
3	34	41.829	3	8	28.577	4	34	James Owen	1:10.425	2	1:10.255	+0.170
4	111	42.163	4	111	28.780	6	111	Nick Taylor	1:11.095	6	1:10.943	+0.152
5	29	42.631	9	29	28.887	7	29	William Grimshaw	1:11.600	7	1:11.518	+0.082
6	3	42.673	13	15	29.040	13	15	Ian Phillips	1:11.913	13	1:11.913	+0.000
7	15	42.873	13	3	29.415	7	3	Justin Fleming	1:12.290	7	1:12.088	+0.202
8	90	43.548	7	9	29.606	6	90	Mark Haynes	1:14.031	5	1:13.891	+0.140
9	9	44.162	5	4	29.943	2	9	John Chisholm	1:14.053	5	1:13.768	+0.285
10	4	44.501	2	90	30.343	5	4	Graham Barron	1:14.444	2	1:14.444	+0.000
11	31	45.070	8	7	30.514	3	7	Duncan Rabagliati	1:16.298	3	1:16.006	+0.292
12	7	45.492	4	131	30.800	7	31	Ian Robinson	1:16.382	6	1:16.275	+0.107
13	131	46.047	4	31	31.205	6	131	Hans Ciers	1:17.148	9	1:16.847	+0.301
14	26	46.049	7	26	31.257	4	26	Roger Dexter	1:17.336	4	1:17.306	+0.030
15	24	46.119	5	24	31.559	4	24	Xavier Kingsland	1:17.732	4	1:17.678	+0.054



Session Start: 13:24:06 - Finish: 13:39:12

Weather/Track Conditions: Sun/Dry

Circuit: Silverstone National

Track Length: 2.638 Km - 1.6390 miles

Printed: 20-10-2018 - 13:46

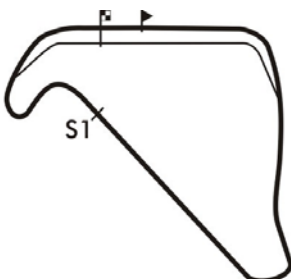


Silverstone Finals Historic Race Meeting - 20 - 21 Oct 2018

HSCC/FJHRA Silverline Historic Formula Junior Front Engine

Race 2 - Best Sector Speeds

	NO	SECTOR 1	MPH	NO	SECTOR 2	MPH
1	32	Ray Mallock	112.2	32	Ray Mallock	108.5
2	3	Justin Fleming	109.1	8	Alex Morton	107.3
3	8	Alex Morton	108.1	3	Justin Fleming	106.1
4	31	Ian Robinson	106.9	34	James Owen	103.7
5	34	James Owen	106.5	29	William Grimshaw	103.1
6	29	William Grimshaw	104.9	31	Ian Robinson	102.4
7	15	Ian Phillips	104.7	15	Ian Phillips	102.1
8	111	Nick Taylor	104.2	90	Mark Haynes	102.1
9	9	John Chisholm	102.1	111	Nick Taylor	101.3
10	90	Mark Haynes	100.2	9	John Chisholm	100.6
11	7	Duncan Rabagliati	98.4	7	Duncan Rabagliati	97.4
12	24	Xavier Kingsland	98.3	24	Xavier Kingsland	96.4
13	131	Hans Ciers	98.0	4	Graham Barron	95.7
14	4	Graham Barron	97.1	131	Hans Ciers	95.2
15	26	Roger Dexter	95.2	26	Roger Dexter	94.2



Session Start: 13:24:06 - Finish: 13:39:12

Weather/Track Conditions: Sun/Dry

Circuit: Silverstone National

Track Length: 2.638 Km - 1.6390 miles

Printed: 20-10-2018 - 13:46

Silverstone Finals Historic Race Meeting - 20 - 21 Oct 2018

HSCC/FJHRA Silverline Historic Formula Junior Front Engine

Race 2 - Lap Chart

Lap 1			Lap 2			Lap 3			Lap 4			Lap 5			Lap 6		
NO	Behind	Laptime	NO	Behind	Laptime	NO	Behind	Laptime	NO	Behind	Laptime	NO	Behind	Laptime	NO	Behind	Laptime
32		1:13.420	32		1:08.801	32		1:09.133	32		1:08.976	32		1:09.027	32		1:08.954
8	0.579	1:13.999	8	2.388	1:10.610	8	3.446	1:10.191	8	4.199	1:09.729	8	5.233	1:10.061	8	6.992	1:10.713
34	1.821	1:15.241	34	3.445	1:10.425	34	4.804	1:10.492	34	6.655	1:10.827	34	8.380	1:10.752	34	10.630	1:11.204
29	3.713	1:17.133	29	6.925	1:12.013	29	10.026	1:12.234	111	13.975	1:11.194	111	16.866	1:11.918	111	19.007	1:11.095
9	4.525	1:17.945	111	9.070	1:12.182	111	11.757	1:11.820	29	14.003	1:12.953	29	17.712	1:12.736	29	20.654	1:11.896
3	5.043	1:18.463	9	9.972	1:14.248	9	15.065	1:14.226	15	19.350	1:13.077	15	24.331	1:14.008	15	28.381	1:13.004
111	5.689	1:19.109	3	10.350	1:14.108	15	15.249	1:13.674	3	20.229	1:13.042	3	25.274	1:14.072	3	29.495	1:13.175
15	6.071	1:19.491	15	10.708	1:13.438	3	16.163	1:14.946	9	21.315	1:15.226	9	26.341	1:14.053	9	31.707	1:14.320
4	6.714	1:20.134	4	12.357	1:14.444	4	18.226	1:15.002	90	24.629	1:14.705	90	29.633	1:14.031	90	35.318	1:14.639
90	7.517	1:20.937	90	13.270	1:14.554	90	18.900	1:14.763	4	25.695	1:16.445	4	32.142	1:15.474	4	38.312	1:15.124
7	9.579	1:22.999	7	17.241	1:16.463	7	24.406	1:16.298	7	31.949	1:16.519	7	39.834	1:16.912	7	47.896	1:17.016
131	10.102	1:23.522	31	19.889	1:17.780	31	28.778	1:18.022	31	37.407	1:17.605	31	45.762	1:17.382	31	53.190	1:16.382
31	10.910	1:24.330	26	20.904	1:18.170	26	30.160	1:18.389	26	38.520	1:17.336	26	47.561	1:18.068	26	56.559	1:17.952
26	11.535	1:24.955	131	21.362	1:20.061	131	30.895	1:18.666	131	39.303	1:17.384	131	48.336	1:18.060	131	57.587	1:18.205
24	12.005	1:25.425	24	22.208	1:19.004	24	31.768	1:18.693	24	40.524	1:17.732	24	49.271	1:17.774	24	58.684	1:18.367

Session Start: 13:24:06 - Finish: 13:39:12

Weather/Track Conditions: Sun/Dry

Circuit: Silverstone National

Track Length: 2.638 Km - 1.6390 miles

Printed: 20-10-2018 - 13:46

Silverstone Finals Historic Race Meeting - 20 - 21 Oct 2018

HSCC/FJHRA Silverline Historic Formula Junior Front Engine

Race 2 - Lap Chart

Lap 7			Lap 8			Lap 9			Lap 10			Lap 11			Lap 12		
NO	Behind	Laptime	NO	Behind	Laptime	NO	Behind	Laptime	NO	Behind	Laptime	NO	Behind	Laptime	NO	Behind	Laptime
32		1:08.607	32		1:10.117	32		1:10.070	32		1:09.689	32		1:10.294	32		1:10.300
8	9.322	1:10.937	8	10.638	1:11.433	9	1 LAP	1:41.245	7	1 LAP	1:17.270	7	1 LAP	1:17.470	8	13.918	1:10.337
34	12.832	1:10.809	34	13.603	1:10.888	26	1 LAP	1:17.517	31	1 LAP	1:16.850	8	13.881	1:11.431	7	1 LAP	1:17.786
111	21.658	1:11.258	111	23.315	1:11.774	131	1 LAP	1:17.183	26	1 LAP	1:17.521	31	1 LAP	1:18.461	31	1 LAP	1:17.154
29	23.647	1:11.600	29	25.285	1:11.755	24	1 LAP	1:19.106	131	1 LAP	1:17.148	26	1 LAP	1:19.368	34	21.482	1:11.697
15	32.571	1:12.797	3	35.862	1:12.801	8	12.160	1:11.592	8	12.744	1:10.273	34	20.085	1:14.590	26	1 LAP	1:18.168
3	33.178	1:12.290	15	36.288	1:13.834	34	14.557	1:11.024	34	15.789	1:10.921	131	1 LAP	1:19.977	131	1 LAP	1:18.315
9	40.338	1:17.238	90	45.463	1:14.807	111	24.473	1:11.228	111	26.393	1:11.609	111	27.721	1:11.622	111	29.164	1:11.743
90	40.773	1:14.062	4	51.379	1:16.114	3	39.407	1:13.615	3	43.461	1:13.743	3	45.927	1:12.760	3	48.346	1:12.719
4	45.382	1:15.677	7	1:02.585	1:16.580	15	40.538	1:14.320	15	43.809	1:12.960	15	46.370	1:12.855	15	49.320	1:13.250
7	56.122	1:16.833	31	1:08.714	1:16.553	90	50.635	1:15.242	90	57.148	1:16.202	90	1:02.166	1:15.312	90	1:06.913	1:15.047
31	1:02.278	1:17.695				4	58.051	1:16.742	4	1:04.547	1:16.185	4	1:09.789	1:15.536			
26	1:05.344	1:17.392															
131	1:06.941	1:17.961															
24	1:08.462	1:18.385															

Session Start: 13:24:06 - Finish: 13:39:12

Weather/Track Conditions: Sun/Dry

Circuit: Silverstone National

Track Length: 2.638 Km - 1.6390 miles

Printed: 20-10-2018 - 13:46

Silverstone Finals Historic Race Meeting - 20 - 21 Oct 2018

HSCC/FJHRA Silverline Historic Formula Junior Front Engine

Race 2 - Lap Chart

Lap 13		
NO	Behind	Laptime
32		1:09.647
4	1 LAP	1:15.991
8	16.496	1:12.225
7	1 LAP	1:17.132
34	23.469	1:11.634
31	1 LAP	1:17.706
111	31.145	1:11.628
26	1 LAP	1:17.547
131	1 LAP	1:17.784
3	51.353	1:12.654
15	51.586	1:11.913
90	1:12.271	1:15.005

Session Start: 13:24:06 - Finish: 13:39:12

Weather/Track Conditions: Sun/Dry

Circuit: Silverstone National

Track Length: 2.638 Km - 1.6390 miles

Printed: 20-10-2018 - 13:46

Silverstone Finals Historic Race Meeting - 20 - 21 Oct 2018

HSCC/FJHRA Silverline Historic Formula Junior Front Engine

Race 11 - Starting Grid

Sheet No:

Start Time : 11:10 - Heat Duration : 15 Minutes

8	16	14 Crispian Besley	15	93 Rudolf Ernst
7	14	24 Xavier Kingsland	13	131 Hans Ciers
6	12	31 Ian Robinson	11	111 Nick Taylor
5	10	26 Roger Dexter	9	7 Duncan Rabagliati
4	8	90 Mark Haynes	7	4 Graham Barron
3	6	3 Justin Fleming	5	15 Ian Phillips
2	4	29 William Grimshaw	3	34 James Owen
1	2	8 Alex Morton	1	32 Ray Mallock
ROW	Pole Left			

Cars 93 & 14 to start from back of grid. Cars 9, 11 & 99 withdrawn.

These results are provisional until the conclusion of any judicial and technical matters.

Circuit: Silverstone National
Track Length: 2.638 Km - 1.6390 miles

Clerk of the Course:	Timekeeper:	Issued at:
Julian Floyd	Nick Palmer	



Printed : 21-10-2018 - 09:23

Silverstone Finals Historic Race Meeting - 20 - 21 Oct 2018

HSCC/FJHRA Silverline Historic Formula Junior Front Engine

Race 11 - Classification

Sheet No:

POS	NO	DRIVER/S	CLASS	CLASS POS	CAR MAKE / MODEL	TIME	LAPS	GAP	DIFF	MPH	BEST	ON
1	32	Ray Mallock	B2	1	U2 Mk2	15:18.123	13	-- 13 laps		83.54	1:08.276	5
2	8	Alex Morton	B2	2	Condor S2	15:18.556	13	0.433	0.433	83.51	1:09.535	12
3	111	Nick Taylor	B2	3	Elva 100	15:38.472	13	20.349	19.916	81.73	1:11.138	2
4	15	Ian Phillips	B2	4	BMC Mk1	15:46.182	13	28.059	7.710	81.06	1:11.505	6
5	14	Crispian Besley	B2	5	Elva 100	15:51.205	13	33.082	5.023	80.64	1:11.805	9
6	3	Justin Fleming	B2	6	Lola Mk2	16:05.312	13	47.189	14.107	79.46	1:11.244	9
7	90	Mark Haynes	B2	7	Nota FJ	16:15.023	13	56.900	9.711	78.67	1:13.577	11
8	4	Graham Barron	B1	1	Gemini Mk2	16:19.302	13	1:01.179	4.279	78.32	1:14.218	8
9	93	Rudolf Ernst	B2	8	Mitter DKW	15:18.771	12	-- 12 laps	14.400	77.06	1:12.783	11
10	7	Duncan Rabagliati	B2	9	Alexis HF1	15:19.620	12	0.849	0.849	76.99	1:15.367	11
11	131	Hans Ciers	H	1	U2 Mk3	15:20.412	12	1.641	0.792	76.93	1:14.433	10
12	29	William Grimshaw	B2	10	Moorland Mk1	15:29.717	12	10.946	9.305	76.16	1:12.015	9
13	31	Ian Robinson	B2	11	Lola Mk2	15:49.148	12	30.377	19.431	74.60	1:16.006	11
14	26	Roger Dexter	B2	12	Elva 100 DKW	15:51.036	12	32.265	1.888	74.45	1:17.008	9
15	24	Xavier Kingsland	A	1	Hillwood FJ	16:16.640	12	57.869	25.604	72.50	1:19.502	4
16	34	James Owen	B2	13	Gemini Mk2	15:21.846	11	-- 11 laps	26.826	70.40	1:10.448	10

----- FASTEST LAP SUMMARY -----

NO	DRIVER/S	CLASS	CAR MAKE / MODEL	FASTEST LAP	ON	MPH
32	Ray Mallock	B2	U2 Mk2	1:08.276	5	86.42
4	Graham Barron	B1	Gemini Mk2	1:14.218	8	79.50
131	Hans Ciers	H	U2 Mk3	1:14.433	10	79.27
24	Xavier Kingsland	A	Hillwood FJ	1:19.502	4	74.22

Session Start: 11:10:41 - Finish: 11:25:59

Weather/Track Conditions: Bright/Dry

Circuit: Silverstone National

Track Length: 2.638 Km - 1.6390 miles

These results are provisional until the conclusion of any judicial and technical matters.

Clerk of the Course:	Timekeeper:	Issued at:
Julian Floyd	Nick Palmer	



Printed: 21-10-2018 - 11:28

Results: www.mstworld.com. Live Timing: <https://livetiming.getraceresults.com/mst>. Email: timing@mstworld.com

Silverstone Finals Historic Race Meeting - 20 - 21 Oct 2018

HSCC/FJHRA Silverline Historic Formula Junior Front Engine

Race 11 - Sector Analysis

3 Justin Fleming (B2)						Lola Mk2					
lap	Sect-1	Speed	Sect-2	Speed	Laptime Pit	lap	Sect-1	Speed	Sect-2	Speed	Laptime Pit
1		107.2	30.479		1:19.021	8	44.832	109.1	29.486		1:14.318
2	43.751	106.4	29.812		1:13.563	9	41.980	109.1	29.264		1:11.244
3	43.034	109.5	29.565		1:12.599	10	42.807	109.3	30.068		1:12.875
4	42.882	110.0	29.419		1:12.301	11	43.051	109.1	29.372		1:12.423
5	43.126	109.5	30.227		1:13.353	12	42.683	107.2	29.714		1:12.397
6	42.830	105.2	29.723		1:12.553	13	42.570	112.2	43.731		1:26.301
7	43.080	109.7	29.284		1:12.364	14					

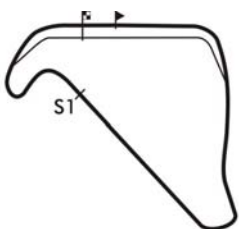
4 Graham Barron (B1)						Gemini Mk2					
lap	Sect-1	Speed	Sect-2	Speed	Laptime Pit	lap	Sect-1	Speed	Sect-2	Speed	Laptime Pit
1		98.0	30.961		1:20.459	8	44.401	96.3	29.817		1:14.218
2	44.555	98.0	30.858		1:15.413	9	45.388	95.9	30.286		1:15.674
3	44.638	97.3	30.122		1:14.760	10	44.849	96.1	30.023		1:14.872
4	44.722	96.4	29.918		1:14.640	11	44.850	95.7	30.152		1:15.002
5	44.538	97.4	30.248		1:14.786	12	45.035	95.5	30.257		1:15.292
6	44.763	96.1	30.089		1:14.852	13	44.693	96.3	30.238		1:14.931
7	44.561	96.7	29.842		1:14.403	14					

7 Duncan Rabagliati (B2)						Alexis HF1					
lap	Sect-1	Speed	Sect-2	Speed	Laptime Pit	lap	Sect-1	Speed	Sect-2	Speed	Laptime Pit
1		99.3	30.955	97.1	1:22.356	7	45.551	98.7	30.692	95.9	1:16.243
2	45.367	97.5	31.036	95.9	1:16.403	8	45.678	98.4	30.758	95.7	1:16.436
3	45.422	97.4	30.502	95.9	1:15.924	9	45.811	98.5	30.666	96.6	1:16.477
4	45.181	99.0	30.761	96.4	1:15.942	10	45.144	99.0	30.503	96.0	1:15.647
5	45.675	99.0	30.499	96.3	1:16.174	11	44.979	98.8	30.388	96.7	1:15.367
6	45.249	98.0	30.342	95.7	1:15.591	12	45.353	99.1	31.707	95.5	1:17.060

8 Alex Morton (B2)						Condor S2					
lap	Sect-1	Speed	Sect-2	Speed	Laptime Pit	lap	Sect-1	Speed	Sect-2	Speed	Laptime Pit
1		107.0	28.931	103.1	1:13.871	8	41.699	106.7	28.648	105.9	1:10.347
2	42.101	106.5	28.754	104.2	1:10.855	9	41.446	108.1	28.727	103.2	1:10.173
3	42.301	107.2	28.678	103.7	1:10.979	10	41.849	109.5	28.737	102.8	1:10.586
4	42.737	106.4	28.537	106.6	1:11.274	11	41.505	107.0	28.526	104.2	1:10.031
5	41.319	108.2	28.526	103.9	1:09.845	12	41.104	108.8	28.431	104.9	1:09.535
6	41.707	108.6	28.661	104.7	1:10.368	13	41.215	108.9	29.264	104.6	1:10.479
7	41.776	107.9	28.437	105.2	1:10.213	14					

14 Crispian Besley (B2)						Elva 100					
lap	Sect-1	Speed	Sect-2	Speed	Laptime Pit	lap	Sect-1	Speed	Sect-2	Speed	Laptime Pit
1		104.9	29.678	95.7	1:18.821	8	42.957	105.2	29.566		1:12.523
2	43.341	103.9	29.062	99.5	1:12.403	9	42.327	105.0	29.478		1:11.805
3	42.575	105.2	29.809	99.5	1:12.384	10	43.506	105.5	28.843		1:12.349
4	43.189	104.5	29.383		1:12.572	11	43.430	104.0	28.965		1:12.395
5	44.427	103.4	29.535	99.5	1:13.962	12	43.884	103.2	28.931		1:12.815
6	43.103	105.2	29.908		1:13.011	13	43.386	103.4	29.806		1:13.192
7	43.770	104.4	29.203		1:12.973	14					

15 Ian Phillips (B2)						BMC Mk1					
lap	Sect-1	Speed	Sect-2	Speed	Laptime Pit	lap	Sect-1	Speed	Sect-2	Speed	Laptime Pit
1		103.9	29.687	99.2	1:16.532	8	43.241	104.5	28.597	101.5	1:11.838
2	42.706	104.4	29.095	99.8	1:11.801	9	42.707	105.5	28.968	101.3	1:11.675
3	43.196	104.5	29.102	99.6	1:12.298	10	43.544	104.9	29.077	100.6	1:12.621
4	42.858	105.0	29.316	99.9	1:12.174	11	43.005	104.4	29.425	100.1	1:12.430
5	43.217	104.4	28.872	101.0	1:12.089	12	44.981	103.7	30.725	96.7	1:15.706
6	42.810	105.5	28.695	101.2	1:11.505	13	44.239	103.7	29.386	99.8	1:13.625
7	42.757	104.4	29.131	101.0	1:11.888	14					



Session Start: 11:10:41 - Finish: 11:25:59

Weather/Track Conditions: Bright/Dry

Circuit: Silverstone National

Track Length: 2.638 Km - 1.6390 miles

Printed: 21-10-2018 - 11:29

Silverstone Finals Historic Race Meeting - 20 - 21 Oct 2018

HSCC/FJHRA Silverline Historic Formula Junior Front Engine

Race 11 - Sector Analysis

24 Xavier Kingsland (A)						Hillwood FJ					
lap	Sect-1	Speed	Sect-2	Speed	Laptime Pit	lap	Sect-1	Speed	Sect-2	Speed	Laptime Pit
1		93.7	32.530	91.5	1:26.646	7	47.872	92.2	34.031	91.2	1:21.903
2	47.657	95.6	31.930	93.8	1:19.587	8	48.132	92.7	32.289	90.6	1:20.421
3	47.546	92.6	32.022	95.0	1:19.568	9	49.220	88.3	32.717	89.7	1:21.937
4	47.430	92.7	32.072	93.2	1:19.502	10	49.847	91.6	32.772	91.1	1:22.619
5	47.880	94.4	32.301	92.0	1:20.181	11	48.167	90.8	32.771	92.0	1:20.938
6	48.764	82.4	32.954	92.5	1:21.718	12	48.182	89.4	33.438	92.5	1:21.620

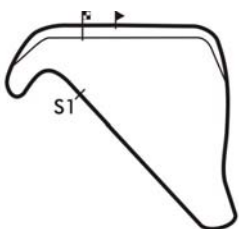
26 Roger Dexter (B2)						Elva 100 DKW					
lap	Sect-1	Speed	Sect-2	Speed	Laptime Pit	lap	Sect-1	Speed	Sect-2	Speed	Laptime Pit
1		74.7	33.830	78.8	1:33.382	7	46.461	90.6	31.034	90.1	1:17.495
2	48.294	88.2	31.433	90.3	1:19.727	8	46.419	90.0	31.277	90.8	1:17.696
3	46.685	91.7	31.380	90.1	1:18.065	9	45.923	92.7	31.085	91.3	1:17.008
4	46.622	90.0	31.453	90.3	1:18.075	10	46.808	91.3	31.106	90.3	1:17.914
5	46.343	90.6	31.170	91.1	1:17.513	11	46.055	92.8	31.347	90.7	1:17.402
6	46.537	89.6	31.659	90.2	1:18.196	12	47.399	93.2	31.164	90.1	1:18.563

29 William Grimshaw (B2)						Moorland Mk1					
lap	Sect-1	Speed	Sect-2	Speed	Laptime Pit	lap	Sect-1	Speed	Sect-2	Speed	Laptime Pit
1		101.5	29.983	102.4	1:17.229	7	42.751	104.9	29.774	102.1	1:12.525
2	43.289	105.8	29.608	103.1	1:12.897	8	43.065	104.5	29.636	102.0	1:12.701
3	43.400	105.4	29.986	100.6	1:13.386	9	42.658	104.9	29.357	101.8	1:12.015
4	42.902	105.5	29.662	100.4	1:12.564	10	43.253	104.4	29.123	102.3	1:12.376
5	44.027	104.5	29.826	101.6	1:13.853	11	42.960	104.4	29.397	101.3	1:12.357
6	43.046	104.7	29.939	101.6	1:12.985	12	1:19.938	60.5	Pit In		2:04.829

31 Ian Robinson (B2)						Lola Mk2					
lap	Sect-1	Speed	Sect-2	Speed	Laptime Pit	lap	Sect-1	Speed	Sect-2	Speed	Laptime Pit
1		95.1	32.661	99.3	1:27.293	7	45.102	100.6	32.087	102.6	1:17.189
2	48.010	88.5	33.044	100.4	1:21.054	8	46.770	89.5	32.058	100.9	1:18.828
3	45.796	93.1	31.737	100.4	1:17.533	9	47.437	82.0	34.644	71.1	1:22.081
4	45.694	105.2	31.429	102.6	1:17.123	10	48.469	86.7	32.090	99.0	1:20.559
5	46.014	95.7	32.045	100.6	1:18.059	11	44.644	108.8	31.362	92.4	1:16.006
6	45.038	99.0	31.944	100.4	1:16.982	12	45.372	102.1	31.069	102.9	1:16.441

32 Ray Mallock (B2)						U2 Mk2					
lap	Sect-1	Speed	Sect-2	Speed	Laptime Pit	lap	Sect-1	Speed	Sect-2	Speed	Laptime Pit
1		96.3	28.785	103.9	1:14.302	8	40.894	107.0	28.832	108.0	1:09.726
2	41.966	107.4	28.817	104.9	1:10.783	9	41.175	108.4	29.337	105.6	1:10.512
3	42.253	102.5	28.596	104.4	1:10.849	10	41.532	107.4	28.536	102.1	1:10.068
4	42.531	112.2	27.938	109.2	1:10.469	11	41.668	112.4	28.529	105.6	1:10.197
5	40.314	113.9	27.962	109.4	1:08.276	12	41.949	112.2	28.242	108.7	1:10.191
6	43.186	109.5	28.558	103.1	1:11.744	13	40.913	111.8	30.377	103.1	1:11.290
7	41.274	112.4	28.442	106.6	1:09.716	14					

34 James Owen (B2)						Gemini Mk2					
lap	Sect-1	Speed	Sect-2	Speed	Laptime Pit	lap	Sect-1	Speed	Sect-2	Speed	Laptime Pit
1		100.2	29.275	102.1	1:15.340	7	43.238	105.8	29.246	102.1	1:12.484
2	42.136	105.7	28.825	102.3	1:10.961	8	42.163	106.0	28.699	102.9	1:10.862
3	42.074	107.2	28.775	103.1	1:10.849	9	41.959	106.7	28.592	102.6	1:10.551
4	42.312	105.8	Pit In		1:32.400	10	41.845	106.9	28.603	103.2	1:10.448
5	Pit Out	100.5	29.383	100.6	3:04.256	11	41.820	106.4	28.656	103.6	1:10.476
6	42.744	102.0	30.475	103.2	1:13.219	12					



Session Start: 11:10:41 - Finish: 11:25:59

Weather/Track Conditions: Bright/Dry

Circuit: Silverstone National

Track Length: 2.638 Km - 1.6390 miles

Printed: 21-10-2018 - 11:29

Silverstone Finals Historic Race Meeting - 20 - 21 Oct 2018

HSCC/FJHRA Silverline Historic Formula Junior Front Engine

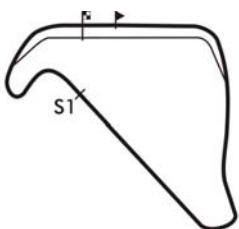
Race 11 - Sector Analysis

90 Mark Haynes (B2)						Nota FJ					
lap	Sect-1	Speed	Sect-2	Speed	Laptime Pit	lap	Sect-1	Speed	Sect-2	Speed	Laptime Pit
1		96.8	30.866	101.5	1:20.176	8	43.558	99.9	30.320	100.1	1:13.878
2	43.892	98.0	31.242	99.9	1:15.134	9	43.655	98.8	30.822	100.1	1:14.477
3	43.913	101.8	30.702	100.6	1:14.615	10	43.585	101.8	30.513	100.1	1:14.098
4	44.038	99.4	30.557	100.4	1:14.595	11	43.700	102.6	29.877	100.3	1:13.577
5	43.711	94.8	30.837	100.6	1:14.548	12	44.361	93.3	31.438	97.6	1:15.799
6	43.773	97.4	31.105	100.6	1:14.878	13	43.848	97.0	30.997	99.9	1:14.845
7	43.754	97.1	30.649	100.3	1:14.403	14					

93 Rudolf Ernst (B2)						Mitter DKW					
lap	Sect-1	Speed	Sect-2	Speed	Laptime Pit	lap	Sect-1	Speed	Sect-2	Speed	Laptime Pit
1		95.1	32.270	97.7	1:28.290	7	44.885	102.9	30.065	98.5	1:14.950
2	46.962	97.3	31.579	98.0	1:18.541	8	43.863	103.6	30.811	90.8	1:14.674
3	47.158	101.8	31.058	96.0	1:18.216	9	45.060	104.5	30.153	99.5	1:15.213
4	45.330	100.2	30.823	97.9	1:16.153	10	43.686	105.0	30.047	99.5	1:13.733
5	45.221	101.2	30.734	97.1	1:15.955	11	43.153	106.0	29.630	100.1	1:12.783
6	44.745	102.0	30.340	97.6	1:15.085	12	44.190	103.2	30.988	98.3	1:15.178

111 Nick Taylor (B2)						Elva 100					
lap	Sect-1	Speed	Sect-2	Speed	Laptime Pit	lap	Sect-1	Speed	Sect-2	Speed	Laptime Pit
1		102.9	29.825	99.5	1:18.431	8	42.776	104.0	28.991	100.1	1:11.767
2	42.286	108.2	28.852	99.9	1:11.138	9	42.598	104.2	28.971	100.1	1:11.569
3	42.454	106.2	29.464	99.2	1:11.918	10	42.949	104.2	28.981	100.1	1:11.930
4	42.348	107.0	28.848	99.8	1:11.196	11	42.587	104.7	29.235	99.5	1:11.822
5	42.698	104.2	28.976	99.6	1:11.674	12	42.589	104.2	28.859	100.3	1:11.448
6	42.665	103.7	28.873	99.9	1:11.538	13	43.093	104.0	29.114	99.3	1:12.207
7	42.696	103.7	29.138	99.8	1:11.834	14					

131 Hans Ciers (H)						U2 Mk3					
lap	Sect-1	Speed	Sect-2	Speed	Laptime Pit	lap	Sect-1	Speed	Sect-2	Speed	Laptime Pit
1		95.3	31.695	95.2	1:23.560	7	46.314	98.8	30.795	96.3	1:17.109
2	46.022	100.9	31.214	94.8	1:17.236	8	45.076	101.4	30.454	96.0	1:15.530
3	45.369	101.4	30.628	95.3	1:15.997	9	45.794	103.4	30.292	97.6	1:16.086
4	45.375	101.7	30.741	95.9	1:16.116	10	44.481	100.5	29.952	96.6	1:14.433
5	45.398	102.3	30.610		1:16.008	11	45.147	95.9	30.790	93.4	1:15.937
6	45.193	101.8	30.343		1:15.536	12	46.031	95.3	30.833	98.0	1:16.864



Session Start: 11:10:41 - Finish: 11:25:59

Weather/Track Conditions: Bright/Dry

Circuit: Silverstone National

Track Length: 2.638 Km - 1.6390 miles

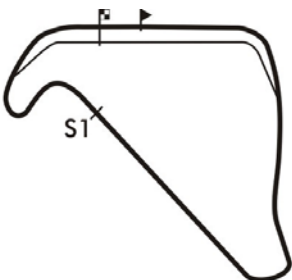
Printed: 21-10-2018 - 11:29

Silverstone Finals Historic Race Meeting - 20 - 21 Oct 2018

HSCC/FJHRA Silverline Historic Formula Junior Front Engine

Race 11 - Best Sector Times

	SECTOR 1			SECTOR 2			IDEAL / BEST LAP COMPARISON					
	NO	TIME	LAP	NO	TIME	LAP	NO	NAME	BEST	IN	IDEAL	DIFF
1	32	40.314	5	32	27.938	4	32	Ray Mallock	1:08.276	5	1:08.252	+0.024
2	8	41.104	12	8	28.431	12	8	Alex Morton	1:09.535	12	1:09.535	+0.000
3	34	41.820	11	34	28.592	9	34	James Owen	1:10.448	10	1:10.412	+0.036
4	3	41.980	9	15	28.597	8	111	Nick Taylor	1:11.138	2	1:11.134	+0.004
5	111	42.286	2	14	28.843	10	3	Justin Fleming	1:11.244	9	1:11.244	+0.000
6	14	42.327	9	111	28.848	4	15	Ian Phillips	1:11.505	6	1:11.303	+0.202
7	29	42.658	9	29	29.123	10	14	Crispian Besley	1:11.805	9	1:11.170	+0.635
8	15	42.706	2	3	29.264	9	29	William Grimshaw	1:12.015	9	1:11.781	+0.234
9	93	43.153	11	93	29.630	11	93	Rudolf Ernst	1:12.783	11	1:12.783	+0.000
10	90	43.558	8	4	29.817	8	90	Mark Haynes	1:13.577	11	1:13.435	+0.142
11	4	44.401	8	90	29.877	11	4	Graham Barron	1:14.218	8	1:14.218	+0.000
12	131	44.481	10	131	29.952	10	131	Hans Ciers	1:14.433	10	1:14.433	+0.000
13	31	44.644	11	7	30.342	6	7	Duncan Rabagliati	1:15.367	11	1:15.321	+0.046
14	7	44.979	11	26	31.034	7	31	Ian Robinson	1:16.006	11	1:15.713	+0.293
15	26	45.923	9	31	31.069	12	26	Roger Dexter	1:17.008	9	1:16.957	+0.051
16	24	47.430	4	24	31.930	2	24	Xavier Kingsland	1:19.502	4	1:19.360	+0.142



Session Start: 11:10:41 - Finish: 11:25:59

Weather/Track Conditions: Bright/Dry

Circuit: Silverstone National

Track Length: 2.638 Km - 1.6390 miles

Printed: 21-10-2018 - 11:29

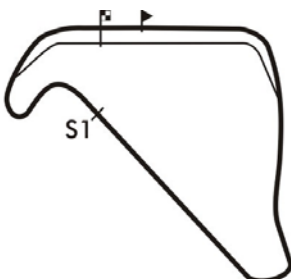


Silverstone Finals Historic Race Meeting - 20 - 21 Oct 2018

HSCC/FJHRA Silverline Historic Formula Junior Front Engine

Race 11 - Best Sector Speeds

	NO	SECTOR 1	MPH	NO	SECTOR 2	MPH
1	32	Ray Mallock	113.9	32	Ray Mallock	109.4
2	3	Justin Fleming	112.2	8	Alex Morton	106.6
3	8	Alex Morton	109.5	34	James Owen	103.6
4	31	Ian Robinson	108.8	29	William Grimshaw	103.1
5	111	Nick Taylor	108.2	31	Ian Robinson	102.9
6	34	James Owen	107.2	15	Ian Phillips	101.5
7	93	Rudolf Ernst	106.0	90	Mark Haynes	101.5
8	29	William Grimshaw	105.8	111	Nick Taylor	100.3
9	14	Crispian Besley	105.5	93	Rudolf Ernst	100.1
10	15	Ian Phillips	105.5	14	Crispian Besley	99.5
11	131	Hans Ciers	103.4	131	Hans Ciers	98.0
12	90	Mark Haynes	102.6	7	Duncan Rabagliati	97.1
13	7	Duncan Rabagliati	99.3	24	Xavier Kingsland	95.0
14	4	Graham Barron	98.0	26	Roger Dexter	91.3
15	24	Xavier Kingsland	95.6	3	Justin Fleming	0.0
16	26	Roger Dexter	93.2	4	Graham Barron	0.0



Session Start: 11:10:41 - Finish: 11:25:59

Weather/Track Conditions: Bright/Dry

Circuit: Silverstone National

Track Length: 2.638 Km - 1.6390 miles

Printed: 21-10-2018 - 11:30

Silverstone Finals Historic Race Meeting - 20 - 21 Oct 2018

HSCC/FJHRA Silverline Historic Formula Junior Front Engine

Race 11 - Lap Chart

Lap 1			Lap 2			Lap 3			Lap 4			Lap 5			Lap 6		
NO	Behind	Laptime	NO	Behind	Laptime	NO	Behind	Laptime	NO	Behind	Laptime	NO	Behind	Laptime	NO	Behind	Laptime
8		1:13.871	8		1:10.855	8		1:10.979	32		1:10.469	32		1:08.276	32		1:11.744
32	0.431	1:14.302	32	0.359	1:10.783	32	0.229	1:10.849	8	0.576	1:11.274	8	2.145	1:09.845	8	0.769	1:10.368
34	1.469	1:15.340	34	1.575	1:10.961	34	1.445	1:10.849	111	6.280	1:11.196	111	9.678	1:11.674	111	9.472	1:11.538
15	2.661	1:16.532	15	3.607	1:11.801	15	4.926	1:12.298	15	6.402	1:12.174	15	10.215	1:12.089	15	9.976	1:11.505
29	3.358	1:17.229	111	4.843	1:11.138	111	5.782	1:11.918	29	9.673	1:12.564	29	15.250	1:13.853	29	16.491	1:12.985
111	4.560	1:18.431	29	5.400	1:12.897	29	7.807	1:13.386	14	9.777	1:12.572	14	15.463	1:13.962	14	16.730	1:13.011
14	4.950	1:18.821	14	6.498	1:12.403	14	7.903	1:12.384	3	11.081	1:12.301	3	16.158	1:13.353	3	16.967	1:12.553
3	5.150	1:19.021	3	7.858	1:13.563	3	9.478	1:12.599	90	18.117	1:14.595	90	24.389	1:14.548	90	27.523	1:14.878
90	6.305	1:20.176	90	10.584	1:15.134	90	14.220	1:14.615	4	18.869	1:14.640	4	25.379	1:14.786	4	28.487	1:14.852
4	6.588	1:20.459	4	11.146	1:15.413	4	14.927	1:14.760	34	23.147	1:32.400	7	32.120	1:16.174	7	35.967	1:15.591
7	8.485	1:22.356	7	14.033	1:16.403	7	18.978	1:15.924	7	24.222	1:15.942	131	34.238	1:16.008	131	38.030	1:15.536
131	9.689	1:23.560	131	16.070	1:17.236	131	21.088	1:15.997	131	26.506	1:16.116	93	42.476	1:15.955	93	45.817	1:15.085
24	12.775	1:26.646	24	21.507	1:19.587	93	29.342	1:18.216	93	34.797	1:16.153	31	46.383	1:18.059	31	51.621	1:16.982
31	13.422	1:27.293	93	22.105	1:18.541	24	30.096	1:19.568	31	36.600	1:17.123	24	50.805	1:20.181	26	58.535	1:18.196
93	14.419	1:28.290	31	23.621	1:21.054	31	30.175	1:17.533	24	38.900	1:19.502	26	52.083	1:17.513	24	1:00.779	1:21.718
26	19.511	1:33.382	26	28.383	1:19.727	26	35.469	1:18.065	26	42.846	1:18.075				34	1 LAP	3:04.256

Session Start: 11:10:41 - Finish: 11:25:59

Weather/Track Conditions: Bright/Dry

Circuit: Silverstone National

Track Length: 2.638 Km - 1.6390 miles

Printed: 21-10-2018 - 11:31

Silverstone Finals Historic Race Meeting - 20 - 21 Oct 2018

HSCC/FJHRA Silverline Historic Formula Junior Front Engine

Race 11 - Lap Chart

Lap 7			Lap 8			Lap 9			Lap 10			Lap 11			Lap 12		
NO	Behind	Laptime	NO	Behind	Laptime	NO	Behind	Laptime	NO	Behind	Laptime	NO	Behind	Laptime	NO	Behind	Laptime
32		1:09.716	32		1:09.726	32		1:10.512	32		1:10.068	32		1:10.197	32		1:10.191
8	1.266	1:10.213	34	2 LAPS	1:13.219	8	1.548	1:10.173	8	2.066	1:10.586	8	1.900	1:10.031	8	1.244	1:09.535
111	11.590	1:11.834	8	1.887	1:10.347	34	2 LAPS	1:12.484	34	2 LAPS	1:10.862	34	2 LAPS	1:10.551	34	2 LAPS	1:10.448
15	12.148	1:11.888	24	1 LAP	1:21.903	26	1 LAP	1:17.696	31	1 LAP	1:22.081	111	18.175	1:11.822	111	19.432	1:11.448
29	19.300	1:12.525	111	13.631	1:11.767	24	1 LAP	1:20.421	26	1 LAP	1:17.008	26	1 LAP	1:17.914	26	1 LAP	1:17.402
3	19.615	1:12.364	15	14.260	1:11.838	111	14.688	1:11.569	111	16.550	1:11.930	31	1 LAP	1:20.559	15	25.724	1:15.706
14	19.987	1:12.973	29	22.275	1:12.701	15	15.423	1:11.675	15	17.976	1:12.621	15	20.209	1:12.430	31	1 LAP	1:16.006
90	32.210	1:14.403	14	22.784	1:12.523	29	23.778	1:12.015	24	1 LAP	1:21.937	29	28.246	1:12.357	14	31.180	1:12.815
4	33.174	1:14.403	3	24.207	1:14.318	14	24.077	1:11.805	29	26.086	1:12.376	14	28.556	1:12.395	3	32.178	1:12.397
7	42.494	1:16.243	90	36.362	1:13.878	3	24.939	1:11.244	14	26.358	1:12.349	3	29.972	1:12.423	24	1 LAP	1:20.938
131	45.423	1:17.109	4	37.666	1:14.218	90	40.327	1:14.477	3	27.746	1:12.875	24	1 LAP	1:22.619	90	53.345	1:15.799
93	51.051	1:14.950	7	49.204	1:16.436	4	42.828	1:15.674	90	44.357	1:14.098	90	47.737	1:13.577	4	57.538	1:15.292
31	59.094	1:17.189	131	51.227	1:15.530	7	55.169	1:16.477	4	47.632	1:14.872	4	52.437	1:15.002			
26	1:06.314	1:17.495	93	55.999	1:14.674	131	56.801	1:16.086	7	1:00.748	1:15.647	7	1:05.918	1:15.367			
			31	1:08.196	1:18.828	93	1:00.700	1:15.213	131	1:01.166	1:14.433	131	1:06.906	1:15.937			
									93	1:04.365	1:13.733	93	1:06.951	1:12.783			

Session Start: 11:10:41 - Finish: 11:25:59

Weather/Track Conditions: Bright/Dry

Circuit: Silverstone National

Track Length: 2.638 Km - 1.6390 miles

Printed: 21-10-2018 - 11:31

Silverstone Finals Historic Race Meeting - 20 - 21 Oct 2018

HSCC/FJHRA Silverline Historic Formula Junior Front Engine

Race 11 - Lap Chart

Lap 13		
NO	Behind	Laptime
32		1:11.290
8	0.433	1:10.479
93	1 LAP	1:15.178
7	1 LAP	1:17.060
131	1 LAP	1:16.864
34	2 LAPS	1:10.476
29	1 LAP	2:04.829
111	20.349	1:12.207
15	28.059	1:13.625
31	1 LAP	1:16.441
26	1 LAP	1:18.563
14	33.082	1:13.192
3	47.189	1:26.301
90	56.900	1:14.845
24	1 LAP	1:21.620
4	1:01.179	1:14.931

Session Start: 11:10:41 - Finish: 11:25:59

Weather/Track Conditions: Bright/Dry

Circuit: Silverstone National

Track Length: 2.638 Km - 1.6390 miles

Printed: 21-10-2018 - 11:31