

Algarve Classic Festival 2017

Autodromo Int. Algarve

FORMULA JUNIOR

Result of Private Practice

26 - 29 October 2017
 Autodromo Internacional Algarve - 4652 mtr.


Pos	Nbr	Name / Entrant	Car	Cls	PlC	Fastest	In	Gap	Diff	Laps	Km/h
1	87	Stephane Rey (FR)	Lola MK 5 A	E1	1	2:09.529	6			6	129.32
2	80	Lee Mowle (GB)	Lotus 20/22	E1	2	2:10.797	4	1.268	1.268	6	128.06
3	72	Chris Chilcott (UK)	Repco Brabham BT2	E1	3	2:11.429	5	1.900	0.632	6	127.45
4	183	Martin Walford (GB)	Lotus 22	E1	4	2:11.653	6	2.124	0.224	7	127.23
5	56	Joao Paulo Campos Costa (PT)	Lola MK 5	E1	5	2:12.730	5	3.201	1.077	5	126.20
6	127	Richard Wilson (GB)	Lotus 27	E1	6	2:13.871	5	4.342	1.141	6	125.12
7	70	John Fyda (UK)	Brabham BT6	E1	7	2:14.052	4	4.523	0.181	6	124.95
8	54	Martin Halusa (AUT)	Lotus 22	E1	8	2:14.735	6	5.206	0.683	6	124.32
9	82	Andrew Garside (GB)	Lotus 20	E1	9	2:14.782	3	5.253	0.047	6	124.28
10	86	Steve Jones (GB)	Cooper T67	E1	10	2:15.271	6	5.742	0.489	6	123.83
11	74	Iain Rowley (GB)	Lola Mk5	E1	11	2:17.315	4	7.786	2.044	6	121.98
12	73	Peter Anstiss (GB)	Lotus 20/22	E1	12	2:20.856	5	11.327	3.541	6	118.92
13	71	Philippe Bonny (FR)	Brabham BT2	E1	13	2:22.223	6	12.694	1.367	6	117.78
14	6	Matt Newton	Brabham BT14	H	1	2:25.386	4	15.857	3.163	6	115.21
15	22	Robin Lackford (GB)	Elva 100	B2	1	2:25.919	4	16.390	0.533	6	114.79
16	88	Lukas Halusa (AUT)	Lotus 20	D2	1	2:26.627	2	17.098	0.708	2	114.24
17	27	Tom De Gres (BE)	Stanguellini FJ	A	1	2:30.149	5	20.620	3.522	5	111.56
18	38	Pierre Guichard (DK)	Faccioli FJ	C2	1	2:30.199	5	20.670	0.050	5	111.52
19	34	James Owen (GB)	Gemini Mk 2	B2	2	2:30.901	5	21.372	0.702	6	111.00
20	98	Chris Merrick (GB)	Cooper T59	E1	14	2:31.183	2	21.654	0.282	6	110.80

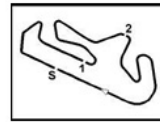
Fastest time : 2:09.529 in lap 6 by nbr. 87 : Stephane Rey (Lda)

Publication-time

Results: <https://livetiming.raceresults.nu/autodromodalgarve>

Timekeeping by :

Clerk of the Course	Steward	Timekeeper  Miguel C. Calado Gloria
Page 1 of 2		



Algarve Classic Festival 2017

Autodromo Int. Algarve

FORMULA JUNIOR

Result of Private Practice

26 - 29 October 2017
Autodromo Internacional Algarve - 4652 mtr.

Pos	Nbr	Name / Entrant	Car	Cls	PI C	Fastest	In	Gap	Diff	Laps	Km/h
21	17	Joao Pedro Campos Costa (PT)	Scorpion FJ	B1	1	2:35.188	5	25.659	4.005	5	107.94
22	3	M Ian Robinson (GB)	Lola Mk2	B2	3	2:44.590	5	35.061	9.402	5	101.77
23	32	Gilbert Lenoir (FR)	Elva 200	C2	2	2:45.716	5	36.187	1.126	5	101.08
24	31	Steve Futter (GB)	Lotus 18	C2	3	2:46.773	3	37.244	1.057	4	100.44
25	90	Mark Haynes (GB)	Nota FJ	B2	4	2:48.293	5	38.764	1.520	5	99.53

Fastest time : 2:09.529 in lap 6 by nbr. 87 : Stephane Rey (Lda)

Publication-time


Results: <https://livetiming.raceresults.nu/autodromodoalgarve>

Timekeeping by :

Clerk of the Course

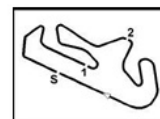
Steward

Timekeeper



Miguel C. Calado Gloria

Page 2 of 2



Algarve Classic Festival 2017

Autodromo Int. Algarve

FORMULA JUNIOR
Result of Private Practice

26 - 29 October 2017
Autodromo Internacional Algarve - 4652 mtr.

Class = A

Pos	Nbr	Name / Entrant	Car	Fastest	In	Gap	Diff	Laps	Km/h
1	27	Tom De Gres (BE)	Stanguellini FJ	2:30.149	5			5	111.56

Class = B1

Pos	Nbr	Name / Entrant	Car	Fastest	In	Gap	Diff	Laps	Km/h
1	17	Joao Pedro Campos Costa (PT)	Scorpion FJ	2:35.188	5			5	107.94

Class = B2

Pos	Nbr	Name / Entrant	Car	Fastest	In	Gap	Diff	Laps	Km/h
1	22	Robin Lackford (GB)	Elva 100	2:25.919	4			6	114.79
2	34	James Owen (GB)	Gemini Mk 2	2:30.901	5	4.982	4.982	6	111.00
3	3	M Ian Robinson (GB)	Lola Mk2	2:44.590	5	18.671	13.689	5	101.77
4	90	Mark Haynes (GB)	Nota FJ	2:48.293	5	22.374	3.703	5	99.53

Class = C2

Pos	Nbr	Name / Entrant	Car	Fastest	In	Gap	Diff	Laps	Km/h
1	38	Pierre Guichard (DK)	Faccioli FJ	2:30.199	5			5	111.52
2	32	Gilbert Lenoir (FR)	Elva 200	2:45.716	5	15.517	15.517	5	101.08
3	31	Steve Futter (GB)	Lotus 18	2:46.773	3	16.574	1.057	4	100.44

Class = D2

Pos	Nbr	Name / Entrant	Car	Fastest	In	Gap	Diff	Laps	Km/h
1	88	Lukas Halusa (AUT)	Lotus 20	2:26.627	2			2	114.24

Class = E1

Pos	Nbr	Name / Entrant	Car	Fastest	In	Gap	Diff	Laps	Km/h
1	87	Stephane Rey (FR)	Lola MK 5 A	2:09.529	6			6	129.32
2	80	Lee Mowle (GB)	Lotus 20/22	2:10.797	4	1.268	1.268	6	128.06
3	72	Chris Chilcott (UK)	Repco Brabham BT2	2:11.429	5	1.900	0.632	6	127.45
4	183	Martin Walford (GB)	Lotus 22	2:11.653	6			7	127.23

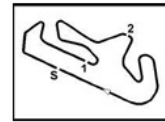
Fastest time : 2:09.529 in lap 6 by nbr. 87 : Stephane Rey (Lda)

Publication-time

Results: <https://livetiming.raceresults.nu/autodromodoalgarve>

Timekeeping by :

Clerk of the Course	Steward	Timekeeper  Miguel C. Calado Gloria
Page 1 of 2		



Algarve Classic Festival 2017

Autodromo Int. Algarve

FORMULA JUNIOR

26 - 29 October 2017

Result of Private Practice

Autodromo Internacional Algarve - 4652 mtr.

Pos	Nbr	Name / Entrant	Car	Fastest	In	Gap	Diff	Laps	Km/h
5	56	Joao Paulo Campos Costa (PT)	Lola MK 5	2:12.730	5	3.201	1.077	5	126.20
6	127	Richard Wilson (GB)	Lotus 27	2:13.871	5	4.342	1.141	6	125.12
7	70	John Fyda (UK)	Brabham BT6	2:14.052	4	4.523	0.181	6	124.95
8	54	Martin Halusa (AUT)	Lotus 22	2:14.735	6	5.206	0.683	6	124.32
9	82	Andrew Garside (GB)	Lotus 20	2:14.782	3	5.253	0.047	6	124.28
10	86	Steve Jones (GB)	Cooper T67	2:15.271	6	5.742	0.489	6	123.83
11	74	Iain Rowley (GB)	Lola Mk5	2:17.315	4	7.786	2.044	6	121.98
12	73	Peter Anstiss (GB)	Lotus 20/22	2:20.856	5	11.327	3.541	6	118.92
13	71	Philippe Bonny (FR)	Brabham BT2	2:22.223	6	12.694	1.367	6	117.78
14	98	Chris Merrick (GB)	Cooper T59	2:31.183	2	21.654	8.960	6	110.80

Class = H

Pos	Nbr	Name / Entrant	Car	Fastest	In	Gap	Diff	Laps	Km/h
1	6	Matt Newton	Brabham BT14	2:25.386	4			6	115.21

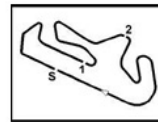
Fastest time : 2:09.529 in lap 6 by nbr. 87 : Stephane Rey (Lda)

Publication-time

Results: <https://livetiming.raceresults.nu/autodromoalgarve>

Timekeeping by :

Clerk of the Course	Steward	Timekeeper  Miguel C. Calado Gloria	
Page 2 of 2			



Algarve Classic Festival 2017

Autodromo Int. Algarve

FORMULA JUNIOR

Laptimes - Private Practice

26 - 29 October 2017

Autodromo Internacional Algarve - 4652 mtr.

Nbr	Name / Team name	1	2	3	4	5	6	7	8	9	10	11	12	13	14	15
3	M Ian Robinson	3:10.602	2:53.643	2:47.251	2:50.993	2:44.590										
6	Matt Newton	2:57.235	2:51.179	2:28.475	2:25.386	2:26.720	2:29.117									
17	Joao Pedro o Campos Costa	3:02.073	2:36.704	2:40.684	2:37.504	2:35.188										
22	Robin Lackford	2:41.818	2:30.365	2:26.154	2:25.919	2:28.847	2:41.783									
27	Tom De Gres	2:49.452	2:35.655	2:34.208	2:37.164	2:30.149										
31	Steve Futter	3:08.164	2:47.914	2:46.773	2:51.158											
32	Gilbert Lenoir	3:01.497	2:59.996	2:49.904	2:50.851	2:45.716										
34	James Owen	2:56.671	2:41.851	2:35.771	2:31.539	2:30.901	2:35.193									
38	Pierre Guichard	2:51.753	2:51.800	2:36.569	2:35.214	2:30.199										
54	Martin Halusa	2:41.121	2:31.400	2:18.465	2:16.949	2:16.639	2:14.735									
56	Joao Paul o Campos Costa	2:52.088	2:29.973	2:30.385	5:17.304	2:12.730										
70	John Fyda	2:35.421	2:18.301	2:16.593	2:14.052	2:15.255	2:15.497									
71	Philippe Bonny	2:48.813	2:47.821	2:28.173	2:24.107	2:23.011	2:22.223									
72	Chris Chilcott	2:20.495	2:17.736	2:13.663	2:12.354	2:11.429	2:16.951									
73	Peter Anstiss	2:39.465	2:22.149	2:21.815	2:20.967	2:20.856	2:21.520									
74	Iain Rowley	2:39.084	2:26.575	2:17.405	2:17.315	2:21.951	2:24.313									
80	Lee Mowle	2:31.334	2:25.279	2:11.466	2:10.797	2:13.658	2:14.309									
82	Andrew Garside	2:27.360	2:17.408	2:14.782	2:15.527	2:21.127	2:19.303									
86	Steve Jones	2:37.605	2:29.754	2:24.077	3:41.787	2:18.609	2:15.271									
87	Stephane Rey	3:00.048	2:17.573	2:18.678	2:10.702	2:14.166	2:09.529									
88	Lukas Halusa	2:18.486	2:26.627													
90	Mark Haynes	3:04.877	2:58.208	2:51.826	2:54.245	2:48.293										
98	Chris Merrick	2:41.278	2:31.183	2:33.665	2:35.528	2:32.972	2:38.318									
127	Richard Wilson	2:33.273	2:30.078	2:18.843	2:15.461	2:13.871	2:13.949									
183	Martin Walford	2:22.961	2:18.675	2:13.602	2:12.568	2:13.027	2:11.653	2:13.978								

Algarve Classic Festival 2017

Autodromo Int. Algarve

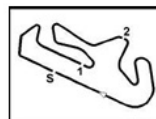
FORMULA JUNIOR

Sector analyse - Private Practice

26 - 29 October 2017

Autodromo Internacional Algarve - 4652 mtr.

Pos	Nbr	Name / Team name	Sector 1			Sector 2			Sector 3			Theoretical best	Actual best	In
			time	Lap	pos	time	Lap	pos	time	Lap	pos			
1	87	Stephane Rey	40.611	7	2							2:09.529	6	
2	80	Lee Mowle	40.573	6	1	41.741	4	1	47.621	3	3	2:09.935	4	
3	72	Chris Chilcott	41.974	5	6	42.068	4	4	46.975	5	1	2:11.017	5	
4	183	Martin Walford	41.091	7	3	41.922	4	2	47.113	6	2	2:10.126	6	
5	56	Joao Paulo Campos Costa	41.993	5	7	41.929	5	3	48.808	5	9	2:12.730	5	
6	127	Richard Wilson	42.302	6	9	42.819	6	5	48.451	5	6	2:13.572	5	
7	70	John Fyda	41.572	4	4	43.194	3	7	48.105	6	4	2:12.871	4	
8	54	Martin Halusa	41.584	7	5	43.137	6	6	48.724	6	8	2:13.445	6	
9	82	Andrew Garside	42.167	4	8	43.714	3	9	48.141	4	5	2:14.022	3	
10	86	Steve Jones	43.300	6	11	43.320	6	8	48.651	6	7	2:15.271	6	
11	74	Iain Rowley	43.134	4	10	44.310	4	10	49.528	3	10	2:16.972	4	
12	73	Peter Anstiss	43.385	6	12	45.453	4	12	50.098	2	12	2:18.936	5	
13	71	Philippe Bonny	44.275	6	14	45.489	6	13	51.563	5	13	2:21.327	6	
14	6	Matt Newton	44.419	6	15	47.034	4	15	52.272	4	15	2:23.725	4	
15	22	Robin Lackford	46.448	4	16	46.829	3	14	52.043	4	14	2:25.320	4	
16	88	Lukas Halusa	44.011	2	13	44.533	1	11	49.711	1	11	2:18.255	2	
17	27	Tom De Gres	48.666	5	21	48.292	5	19	53.191	5	17	2:30.149	5	
18	38	Pierre Guichard	47.448	6	18	48.044	5	18	52.842	5	16	2:28.334	5	
19	34	James Owen	47.776	6	19	47.225	4	16	53.321	5	18	2:28.322	5	
20	98	Chris Merrick	48.541	2	20	47.226	2	17	54.328	5	19	2:30.095	2	
21	17	Joao Pedro Campos Costa	47.409	5	17							2:35.188	5	
22	3	M Ian Robinson	52.035	6	24	53.629	5	20	58.004	5	20	2:43.668	5	
23	32	Gilbert Lenoir	51.144	6	22							2:45.716	5	
24	31	Steve Futter	51.297	4	23	53.971	4	21	59.064	3	22	2:44.332	3	
25	90	Mark Haynes	52.548	3	25	55.315	3	22	58.650	5	21	2:46.513	5	



Algarve Classic Festival 2017

Autodromo Int. Algarve

FORMULA JUNIOR

26 - 29 October 2017

Laps and Sector Times - Private Practice

Autodromo Internacional Algarve - 4652 mtr.

3 M Ian Robinson									Lola Mk2										
lap	Sect-1	Speed	Sect-2	Speed	Sect-3	Speed	TopSpeed	laptime	pit	lap	Sect-1	Speed	Sect-2	Speed	Sect-3	Speed	Topspeed	laptime	pit
1	Out	68.6	1:03.330	77.0	1:05.731			3:10.602		4	55.128	69.3	55.959	80.4	59.906	163.6	161.0	2:50.993	
2	55.948	94.7	55.016	86.9	1:02.679	148.8	127.8	2:53.643		5	52.957	87.4	<u>53.629</u>	76.7	<u>58.004</u>	170.9	159.8	<u>2:44.590</u>	
3	53.237	<u>106.6</u>	53.729	<u>88.9</u>	1:00.285	161.4	150.0	2:47.251		6									

6 Matt Newton									Brabham BT14										
lap	Sect-1	Speed	Sect-2	Speed	Sect-3	Speed	TopSpeed	laptime	pit	lap	Sect-1	Speed	Sect-2	Speed	Sect-3	Speed	Topspeed	laptime	pit
1	Out	91.3	59.095	69.2	1:02.722			2:57.235		4	46.080	124.3	<u>47.034</u>	96.4	<u>52.272</u>	175.6	166.7	2:25.386	
2	54.966	107.2	53.187	80.7	1:03.026	146.3	127.1	2:51.179		5	44.788	115.3	48.323	<u>105.4</u>	53.609	<u>194.9</u>	186.2	2:26.720	
3	46.852	115.0	47.863	97.6	53.760	173.9	177.3	2:28.475		6	<u>44.419</u>	<u>132.7</u>	51.060	80.5	53.638	186.2	181.5	2:29.117	

17 Joao Pedro Campos Costa									Scorpion FJ										
lap	Sect-1	Speed	Sect-2	Speed	Sect-3	Speed	TopSpeed	laptime	pit	lap	Sect-1	Speed	Sect-2	Speed	Sect-3	Speed	Topspeed	laptime	pit
1	Out	89.5						3:02.073		4	50.316	96.1				160.0		2:37.504	
2	49.736	111.3				153.0		2:36.704		5	<u>47.409</u>	<u>120.9</u>				<u>164.4</u>		<u>2:35.188</u>	
3	49.140	119.2				160.0		2:40.684		6									

22 Robin Lackford									Elva 100										
lap	Sect-1	Speed	Sect-2	Speed	Sect-3	Speed	TopSpeed	laptime	pit	lap	Sect-1	Speed	Sect-2	Speed	Sect-3	Speed	Topspeed	laptime	pit
1	Out	90.4	55.497	69.9	55.988			2:41.818		4	<u>46.448</u>	112.0	47.428	<u>94.3</u>	<u>52.043</u>	165.1	178.2	2:25.919	
2	47.796	112.0	47.231	88.9	55.338	161.0	172.8	2:30.365		5	46.554	103.0	48.489	79.5	53.804	<u>167.2</u>	<u>179.4</u>	2:28.847	
3	46.712	<u>117.9</u>	<u>46.829</u>	87.9	52.613	151.9	162.7	2:26.154		6	47.043	93.6	49.053	90.5		166.4	<u>179.4</u>	2:41.783	

27 Tom De Gres									Stanguellini FJ										
lap	Sect-1	Speed	Sect-2	Speed	Sect-3	Speed	TopSpeed	laptime	pit	lap	Sect-1	Speed	Sect-2	Speed	Sect-3	Speed	Topspeed	laptime	pit
1	Out	93.2	54.436	82.4	58.422			2:49.452		4	50.625	85.5	51.160	<u>95.0</u>	55.379	172.0	<u>173.1</u>	2:37.164	
2	50.170	98.5	49.862	88.5	55.623	169.5	159.8	2:35.655		5	<u>48.666</u>	<u>115.4</u>	<u>48.292</u>	92.2	<u>53.191</u>	170.1	171.2	<u>2:30.149</u>	
3	50.695	111.7	49.133	93.8	54.380	169.5	170.1	2:34.208		6									

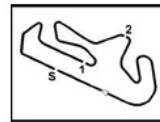
31 Steve Futter									Lotus 18										
lap	Sect-1	Speed	Sect-2	Speed	Sect-3	Speed	TopSpeed	laptime	pit	lap	Sect-1	Speed	Sect-2	Speed	Sect-3	Speed	Topspeed	laptime	pit
1	Out	74.1	1:00.132	77.2	1:06.870			3:08.164		3	52.652	93.9	55.057	63.8	<u>59.064</u>	166.4	139.2	<u>2:46.773</u>	
2	52.802	90.8	55.150	72.1	59.962	161.0	145.9	2:47.914		4	<u>51.297</u>	81.0	<u>53.971</u>	<u>82.1</u>		<u>173.6</u>	<u>160.5</u>	2:51.158	

32 Gilbert Lenoir									Elva 200										
lap	Sect-1	Speed	Sect-2	Speed	Sect-3	Speed	TopSpeed	laptime	pit	lap	Sect-1	Speed	Sect-2	Speed	Sect-3	Speed	Topspeed	laptime	pit
1	Out	88.2						3:01.497		4	53.034	90.2				168.0		2:50.851	
2	55.303	99.4				153.4		2:59.996		5	51.951	112.6				168.0		<u>2:45.716</u>	
3	52.364	114.0				166.2		2:49.904		6									

34 James Owen									Gemini Mk 2										
lap	Sect-1	Speed	Sect-2	Speed	Sect-3	Speed	TopSpeed	laptime	pit	lap	Sect-1	Speed	Sect-2	Speed	Sect-3	Speed	Topspeed	laptime	pit
1	Out	88.6	58.826	71.5	1:02.281			2:56.671		4	50.504	108.5	<u>47.225</u>	93.3	53.810	149.2	148.1	2:31.539	
2	53.709	92.4	50.805	84.7	57.337	138.3	139.9	2:41.851		5	49.128	101.9	48.452	94.4	<u>53.321</u>	152.8	155.8	<u>2:30.901</u>	
3	50.892	100.8	49.826	82.4	55.053	146.9	143.6	2:35.771		6	<u>47.776</u>	<u>114.0</u>	47.332	<u>95.5</u>		<u>156.3</u>	<u>162.4</u>	2:35.193	

38 Pierre Guichard									Faccioli FJ										
lap	Sect-1	Speed	Sect-2	Speed	Sect-3	Speed	TopSpeed	laptime	pit	lap	Sect-1	Speed	Sect-2	Speed	Sect-3	Speed	Topspeed	laptime	pit
1	Out	85.8	58.117	65.4	1:03.218			2:51.753		4	48.365	64.0	51.393	81.9	55.456	172.5	<u>180.0</u>	2:35.214	
2	57.951	88.0	55.326	91.8	58.523	140.4	132.0	2:51.800		5	49.313	88.5	<u>48.044</u>	93.9	<u>52.842</u>	166.7	160.2	<u>2:30.199</u>	
3	52.558	108.9	50.114	<u>101.6</u>	53.897	148.4	153.4	2:36.569		6									

54 Martin Halusa									Lotus 22										
lap	Sect-1	Speed	Sect-2	Speed	Sect-3	Speed	TopSpeed	laptime	pit	lap	Sect-1	Speed	Sect-2	Speed	Sect-3	Speed	Topspeed	laptime	pit
1	Out	96.9	53.211	75.3	56.921			2:41.121		4	42.724	125.0	44.684	91.1	49.541	191.2	206.9	2:16.949	
2	46.457	116.6	48.539	83.2	56.404	183.1	184.6	2:31.400		5	42.494	124.6	44.864	98.0	49.281	195.7	208.9	2:16.639	



Algarve Classic Festival 2017

Autodromo Int. Algarve

FORMULA JUNIOR

26 - 29 October 2017

Laps and Sector Times - Private Praticce

Autodromo Internacional Algarve - 4652 mtr.

3	43.803	121.1	44.336	90.9	50.326	190.1	196.7	2:18.465	6	42.874	116.6	43.137	99.7	48.724	193.2	202.6	2:14.735
---	--------	-------	--------	------	--------	-------	-------	----------	---	--------	-------	--------	------	--------	-------	-------	----------

56 Joao Paulo Campos Costa									Lola MK 5								
lap	Sect-1	Speed	Sect-2	Speed	Sect-3	Speed	TopSpeed	laptime pit	lap	Sect-1	Speed	Sect-2	Speed	Sect-3	Speed	Topspeed	laptime pit
1	Out	93.3	59.555	80.1	57.318			2:52.088	4	Out	118.3	43.931	90.8	49.081			5:17.304 P
2	47.147	111.3	47.302	88.1	55.524	182.1	182.1	2:29.973	5	<u>41.993</u>	<u>143.0</u>	<u>41.929</u>	97.6	<u>48.808</u>	<u>189.5</u>	<u>206.9</u>	<u>2:12.730</u>
3	45.927	113.0	47.417	<u>100.5</u>		186.5	182.7	2:30.385	6								

70 John Fyda									Brabham BT6								
lap	Sect-1	Speed	Sect-2	Speed	Sect-3	Speed	TopSpeed	laptime pit	lap	Sect-1	Speed	Sect-2	Speed	Sect-3	Speed	Topspeed	laptime pit
1	Out	91.4	50.461	94.1	55.561			2:35.421	4	<u>41.572</u>	<u>144.8</u>	43.738	98.2	48.742	195.7	211.8	2:14.052
2	43.436	127.5	43.967	<u>112.7</u>	50.898	186.2	187.2	2:18.301	5	42.364	119.5	43.280	100.8	49.611	195.3	<u>212.2</u>	2:15.255
3	43.377	132.2	<u>43.194</u>	104.8	50.022	191.8	188.8	2:16.593	6	42.619	113.8	43.630	<u>112.7</u>	<u>49.248</u>	<u>197.8</u>	202.6	2:15.497

71 Philippe Bonny									Brabham BT2								
lap	Sect-1	Speed	Sect-2	Speed	Sect-3	Speed	TopSpeed	laptime pit	lap	Sect-1	Speed	Sect-2	Speed	Sect-3	Speed	Topspeed	laptime pit
1	Out	86.0	53.817	81.0	1:02.464			2:48.813	4	45.961	<u>124.0</u>	46.249	83.5	51.897	181.5	180.3	2:24.107
2	55.426	78.0	52.024	84.7	1:00.371	156.7	172.8	2:47.821	5	44.992	109.3	46.456	74.0	<u>51.563</u>	<u>183.1</u>	197.8	2:23.011
3	46.534	110.4	46.996	<u>93.1</u>	54.643	177.9	190.1	2:28.173	6	<u>44.275</u>	122.0	<u>45.489</u>	90.6	52.459	182.4	194.6	<u>2:22.223</u>

72 Chris Chilcott									Repc Brabham BT2								
lap	Sect-1	Speed	Sect-2	Speed	Sect-3	Speed	TopSpeed	laptime pit	lap	Sect-1	Speed	Sect-2	Speed	Sect-3	Speed	Topspeed	laptime pit
1	Out	105.8	47.151	92.5	49.678			2:20.495	4	42.653	142.5	<u>42.068</u>	100.2	47.633	190.8	180.0	2:12.354
2	43.480	130.8	45.626	94.7	48.630	189.1	202.2	2:17.736	5	<u>41.974</u>	130.8	42.480	98.1	<u>46.975</u>	<u>182.4</u>	<u>201.1</u>	<u>2:20.856</u>
3	42.997	<u>145.7</u>	42.822	94.3	47.844	191.2	196.4	2:13.663	6	42.812	128.9	43.415	<u>100.4</u>		191.5	189.5	2:16.951

73 Peter Anstiss									Lotus 20/22								
lap	Sect-1	Speed	Sect-2	Speed	Sect-3	Speed	TopSpeed	laptime pit	lap	Sect-1	Speed	Sect-2	Speed	Sect-3	Speed	Topspeed	laptime pit
1	Out	93.1	52.428	87.7	56.664			2:39.465	4	44.787	126.0	<u>45.453</u>	95.9	50.727	178.5	195.3	2:20.967
2	46.054	<u>149.2</u>	45.997	91.0	<u>50.098</u>	157.4	169.3	2:22.149	5	43.484	122.3	46.267	<u>109.2</u>	51.105	<u>182.4</u>	<u>201.1</u>	<u>2:20.856</u>
3	45.047	133.3	45.574	92.5	51.194	180.9	196.0	2:21.815	6	<u>43.385</u>	138.1	47.317	87.4	50.818	<u>182.4</u>	200.4	2:21.520

74 Iain Rowley									Lola Mk5								
lap	Sect-1	Speed	Sect-2	Speed	Sect-3	Speed	TopSpeed	laptime pit	lap	Sect-1	Speed	Sect-2	Speed	Sect-3	Speed	Topspeed	laptime pit
1	Out	101.6	52.187	85.7	55.038			2:39.084	4	<u>43.134</u>	119.7	<u>44.310</u>	<u>94.9</u>	49.871	187.8	202.2	<u>2:17.315</u>
2	47.555	122.7	47.587	85.2	51.433	166.4	184.3	2:26.575	5	44.663	106.5	47.007	90.6	50.281	<u>188.8</u>	<u>203.8</u>	2:21.951
3	43.423	<u>133.8</u>	44.454	94.8	<u>49.528</u>	184.3	198.2	2:17.405	6	45.603	110.9	48.806	74.8	49.904	172.0	186.9	2:24.313

80 Lee Mowle									Lotus 20/22								
lap	Sect-1	Speed	Sect-2	Speed	Sect-3	Speed	TopSpeed	laptime pit	lap	Sect-1	Speed	Sect-2	Speed	Sect-3	Speed	Topspeed	laptime pit
1	Out	116.0	48.634	82.8	52.370			2:31.334	4	40.855	<u>151.9</u>	<u>41.741</u>	92.3	48.201	<u>194.9</u>	<u>210.1</u>	<u>2:10.797</u>
2	49.323	120.0	45.951	93.3	50.005	189.1	175.9	2:25.279	5	43.121	101.4	42.770	94.7	47.767	194.2	209.7	2:13.658
3	41.621	135.7	42.224	<u>98.5</u>	<u>47.621</u>	191.2	206.5	2:11.466	6	<u>40.573</u>	135.8	43.733	82.9	50.003	<u>194.9</u>	209.7	2:14.309

82 Andrew Garside									Lotus 20								
lap	Sect-1	Speed	Sect-2	Speed	Sect-3	Speed	TopSpeed	laptime pit	lap	Sect-1	Speed	Sect-2	Speed	Sect-3	Speed	Topspeed	laptime pit
1	Out	108.4	48.953	87.5	51.558			2:27.360	4	<u>42.167</u>	<u>141.9</u>	45.219	86.7	<u>48.141</u>	194.2	200.4	2:15.527
2	43.934	128.9	44.760	93.8	48.714	190.1	190.8	2:17.408	5	42.631	114.4	47.822	81.8	50.674	194.6	195.7	2:21.127
3	42.862	133.5	<u>43.714</u>	91.7	48.206	193.5	200.0	<u>2:14.782</u>	6	43.311	101.4	47.167	<u>103.1</u>	48.825	<u>195.3</u>	<u>206.9</u>	2:19.303

86 Steve Jones									Cooper T67								
lap	Sect-1	Speed	Sect-2	Speed	Sect-3	Speed	TopSpeed	laptime pit	lap	Sect-1	Speed	Sect-2	Speed	Sect-3	Speed	Topspeed	laptime pit
1	Out	89.6	50.631	90.6	56.985			2:37.605	4	Out	115.9	45.958	79.7	49.672			3:41.787 P
2	49.048	109.4	46.982	96.3	53.724	157.2	159.1	2:29.754	5	44.772	85.2	45.136	94.8	48.701	191.5	201.5	2:18.609
3	44.882	121.5	44.465	<u>100.7</u>		171.7	180.6	2:24.077	6	<u>43.300</u>	<u>122.6</u>	<u>43.320</u>	96.5	<u>48.651</u>	189.5	198.2	<u>2:15.271</u>

Algarve Classic Festival 2017

Autodromo Int. Algarve

FORMULA JUNIOR

26 - 29 October 2017

Laps and Sector Times - Private Practice

Autodromo Internacional Algarve - 4652 mtr.

87									Stephane Rey									Lola MK 5 A								
lap	Sect-1	Speed	Sect-2	Speed	Sect-3	Speed	TopSpeed	laptime	pit	lap	Sect-1	Speed	Sect-2	Speed	Sect-3	Speed	Topspeed	laptime	pit							
1	Out	89.0						3:00.048		4	41.973	134.0						191.2		2:10.702						
2	44.606	128.9				178.2		2:17.573		5	41.105	131.4						198.9		2:14.166						
3	44.596	123.7				191.2		2:18.678		6	41.001	142.7						198.9		2:09.529						

88									Lukas Halusa									Lotus 20								
lap	Sect-1	Speed	Sect-2	Speed	Sect-3	Speed	TopSpeed	laptime	pit	lap	Sect-1	Speed	Sect-2	Speed	Sect-3	Speed	Topspeed	laptime	pit							
1	Out	119.5	44.533	98.0	49.711			2:18.486		2	44.011	115.1	46.472	89.4				190.1	192.5	2:26.627						

90									Mark Haynes									Nota FJ								
lap	Sect-1	Speed	Sect-2	Speed	Sect-3	Speed	TopSpeed	laptime	pit	lap	Sect-1	Speed	Sect-2	Speed	Sect-3	Speed	Topspeed	laptime	pit							
1	Out	74.6	1:03.955	72.8	1:03.989			3:04.877		4	54.313	83.2	56.240	89.8	1:03.692	162.7	154.9			2:54.245						
2	57.512	84.9	58.290	80.4	1:02.406	145.9	130.1	2:58.208		5	52.794	85.4	56.849	75.5	58.650	163.1	166.4			2:48.293						
3	52.548	100.9	55.315	90.0	1:03.963	158.8	152.5	2:51.826		6																

98									Chris Merrick									Cooper T59								
lap	Sect-1	Speed	Sect-2	Speed	Sect-3	Speed	TopSpeed	laptime	pit	lap	Sect-1	Speed	Sect-2	Speed	Sect-3	Speed	Topspeed	laptime	pit							
1	Out	102.6	52.921	86.8	58.109			2:41.278		4	51.218	106.7	49.977	85.2	54.333	155.4	128.9			2:35.528						
2	48.541	111.5	47.226	92.1	55.416	158.1	152.1	2:31.183		5	50.386	105.7	48.258	93.5	54.328	142.7	136.7			2:32.972						
3	50.396	110.5	48.029	87.0	55.240	146.1	141.4	2:33.665		6	52.325	105.8	48.962	87.4	57.031	142.3	141.4			2:38.318						

127									Richard Wilson									Lotus 27								
lap	Sect-1	Speed	Sect-2	Speed	Sect-3	Speed	TopSpeed	laptime	pit	lap	Sect-1	Speed	Sect-2	Speed	Sect-3	Speed	Topspeed	laptime	pit							
1	Out	104.5	48.997	91.3	52.741			2:33.273		4	42.570	125.0	43.412	95.8	49.479	187.8	201.9			2:15.461						
2	50.437	108.0	47.642	83.3	51.999	183.4	176.8	2:30.078		5	42.579	123.3	42.841	102.0	48.451	186.9	200.4			2:13.871						
3	43.519	148.1	44.599	97.9	50.725	185.9	200.7	2:18.843		6	42.302	130.8	42.819	98.0	48.828	187.5	201.5			2:13.949						

183									Martin Walford									Lotus 22								
lap	Sect-1	Speed	Sect-2	Speed	Sect-3	Speed	TopSpeed	laptime	pit	lap	Sect-1	Speed	Sect-2	Speed	Sect-3	Speed	Topspeed	laptime	pit							
1	Out	108.1	47.399	94.5	50.047			2:22.961		5	43.021	130.3	42.410	96.9	47.596	195.7	198.2			2:13.027						
2	44.263	123.0	45.791	99.0	48.621	188.2	194.2	2:18.675		6	42.405	135.3	42.135	104.0	47.113	195.3	202.6			2:11.653						
3	42.762	133.8	43.072	99.1	47.768	192.5	201.1	2:13.602		7	41.091	142.9				193.2	207.7			2:13.978						
4	42.880	134.0	41.922	102.4	47.766	193.9	187.8	2:12.568		8																

Algarve Classic Festival 2017

Autodromo Int. Algarve

Heat name : FORMULA JUNIOR - Private Praticce
 Heat Date : 27 October 2017
 Weather :
 : Autodromo Internacional Algarve - 4652 mtr.

Participants Started	: 25	Participants Classified	: 25
Participants Finished	: 0	Participants Not Classified	: 9
Participants Not Finished	: 25		

Green flag at	: 08:40:00	Heat recording start time	: 08:37:00
Finish flag waved at	:	Heat recording end time	: 09:02:53
Total time under Green	: 22:53	Total of All Laps in Heat	: 138
Number of cautions	: 0	Total time under Yellow	: 00:00:00
Number of code-60's	: 0	Total time under Code-60	: 00:00:00

Summary of winners per class

Nbr	Name / Team name	Car	Cls	Fastest Laptime	In	Avg. Speed	Laps	Race Time
-----	------------------	-----	-----	-----------------	----	------------	------	-----------

Best Lap time history during the Heat

#	Nbr	lap time	in lap	Name	Car	time of day
1	72	2:17.736	2	Chris Chilcott	Repco Brabham BT2	08:44:45
2	82	2:17.408	2	Andrew Garside	Lotus 20	08:45:01
3	72	2:13.663	3	Chris Chilcott	Repco Brabham BT2	08:46:59
4	183	2:13.602	3	Martin Walford	Lotus 22	08:47:00
5	80	2:11.466	3	Lee Mowle	Lotus 20/22	08:47:59
6	80	2:10.797	4	Lee Mowle	Lotus 20/22	08:50:10
7	87	2:10.702	4	Stephane Rey	Lola MK 5 A	08:50:44
8	87	2:09.529	6	Stephane Rey	Lola MK 5 A	08:55:08

Summary of best laptimes per class

Nbr	Name / Team name	Car	Cls	Fastest Laptime	In	Speed
27	Tom De Gres	Stanguellini FJ	A	2:30.149	5	111.56
17	Joao Pedro Campos Costa	Scorpion FJ	B1	2:35.188	5	107.94
22	Robin Lackford	Elva 100	B2	2:25.919	4	114.79
38	Pierre Guichard	Faccioli FJ	C2	2:30.199	5	111.52
88	Lukas Halusa	Lotus 20	D2	2:26.627	2	114.24
87	Stephane Rey	Lola MK 5 A	E1	2:09.529	6	129.32
6	Matt Newton	Brabham BT14	H	2:25.386	4	115.21

Algarve Classic Festival 2017

Autodromo Int. Algarve

FORMULA JUNIOR

Result of Qualifying - OFICIAL

26 - 29 October 2017

Autodromo Internacional Algarve - 4652 mtr.

Pos	Nbr	Name / Entrant	Car	Cls	PlC	Fastest	In	Gap	Diff	Laps	Km/h
1	80	Lee Mowle (GB)	Lotus 20/22	E1	1	2:07.202	10			11	131.68
2	87	Stephane Rey (FR)	Lola MK 5 A	E1	2	2:07.970	10	0.768	0.768	11	130.89
3	70	John Fyda (UK)	Brabham BT6	E1	3	2:08.590	5	1.388	0.620	11	130.26
4	86	Steve Jones (GB)	Cooper T67	E1	4	2:09.690	7	2.488	1.100	11	129.16
5	88	Lukas Halusa (AUT)	Lotus 20	D2	1	2:09.758	11	2.556	0.068	11	129.09
6	58	Richard Smeeton (GT)	Wainer FJ	E1	5	2:10.439	4	3.237	0.681	7	128.42
7	183	Martin Walford (GB)	Lotus 22	E1	6	2:10.644	7	3.442	0.205	9	128.21
8	82	Andrew Garside (GB)	Lotus 20	E1	7	2:10.786	5	3.584	0.142	6	128.07
9	56	Joao Paulo Campos Costa (PT)	Lola MK 5	E1	8	2:12.063	2	4.861	1.277	7	126.84
10	54	Martin Halusa (AUT)	Lotus 22	E1	9	2:12.197	10	4.995	0.134	11	126.71
11	127	Richard Wilson (GB)	Lotus 27	E1	10	2:12.811	7	5.609	0.614	11	126.12
12	72	Chris Chilcott (UK)	Repco Brabham BT2	E1	11	2:13.113	10	5.911	0.302	10	125.84
13	74	Iain Rowley (GB)	Lola Mk5	E1	12	2:13.529	4	6.327	0.416	7	125.44
14	71	Philippe Bonny (FR)	Brabham BT2	E1	13	2:15.735	7	8.533	2.206	10	123.40
15	73	Peter Anstiss (GB)	Lotus 20/22	E1	14	2:16.842	5	9.640	1.107	11	122.41
16	90	Angelo Delea (CH) Angelo Delea	Brabham BT 16	H	1	2:19.242	7	12.040	2.400	10	120.30
17	34	James Owen (GB)	Gemini Mk 2	C2	1	2:20.154	8	12.952	0.912	10	119.51
18	22	Robin Lackford (GB)	Elva 100	B2	1	2:25.335	4	18.133	5.181	5	115.25
19	38	Pierre Guichard (DK)	Faccioli FJ	C2	2	2:25.497	6	18.295	0.162	10	115.12
20	27	Tom De Gres (BE)	Stanguellini FJ	A	1	2:26.923	10	19.721	1.426	10	114.01

Fastest time: 2:07.202 in lap 10 by nbr. 80 : Lee Mowle (Lotus)

Publication-time

Results: <https://livetiming.raceresults.nu/autodromodoalgarve>

Timekeeping by :

Clerk of the Course	Steward	Timekeeper  Miguel C. Calado Gloria	
---------------------	---------	---	--

Algarve Classic Festival 2017

Autodromo Int. Algarve

FORMULA JUNIOR

Result of Qualifying - OFICIAL

26 - 29 October 2017

Autodromo Internacional Algarve - 4652 mtr.


Pos	Nbr	Name / Entrant	Car	Cls	Pl C	Fastest	In	Gap	Diff	Laps	Km/h
21	8	Larry Kinch (C)	Gemini MK2	B2	2	2:27.442	10	20.240	0.519	10	113.61
22	31	Steve Futter (GB)	Lotus 18	C2	3	2:31.270	7	24.068	3.828	8	110.73
23	17	Joao Pedro Campos Costa (PT)	Scorpion FJ	B1	1	2:31.939	4	24.737	0.669	5	110.24
24	90	Mark Haynes (GB)	Nota FJ	B2	3	2:32.992	8	25.790	1.053	10	109.48
25	3	M Ian Robinson (GB)	Lola Mk2	B2	4	2:37.653	8	30.451	4.661	9	106.25
26	32	Gilbert Lenoir (FR)	Elva 200	C2	4	2:43.715	6	36.513	6.062	7	102.31
27	97	Hans Ciers (BE)	Lotus 20	D2	2	2:45.546	6	38.344	1.831	9	101.18
28	98	Chris Merrick (GB)	Cooper T59	E1	15	3:51.274	2	1:44.072	1:05.728	2	72.43

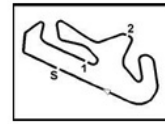
Fastest time: 2:07.202 in lap 10 by nbr. 80 : Lee Mowle (Lotus)

Publication-time

Results: <https://livetiming.raceresults.nu/autodromodalgarve>

Timekeeping by :

Clerk of the Course	Steward	Timekeeper  Miguel C. Calado Gloria	
---------------------	---------	---	--



Algarve Classic Festival 2017

Autodromo Int. Algarve

FORMULA JUNIOR
Result of Qualifying

26 - 29 October 2017
Autodromo Internacional Algarve - 4652 mtr.

Class = A

Pos	Nbr	Name / Entrant	Car	Fastest	In	Gap	Diff	Laps	Km/h
1	27	Tom De Gres (BE)	Stanguellini FJ	2:26.923	10			10	114.01

Class = B1

Pos	Nbr	Name / Entrant	Car	Fastest	In	Gap	Diff	Laps	Km/h
1	17	Joao Pedro Campos Costa (PT)	Scorpion FJ	2:31.939	4			5	110.24

Class = B2

Pos	Nbr	Name / Entrant	Car	Fastest	In	Gap	Diff	Laps	Km/h
1	34	James Owen (GB)	Gemini Mk 2	2:20.154	8			10	119.51
2	22	Robin Lackford (GB)	Elva 100	2:25.335	4	5.181	5.181	5	115.25
3	8	Larry Kinch (C)	Gemini MK2	2:27.442	10	7.288	2.107	10	113.61
4	90	Mark Haynes (GB)	Nota FJ	2:32.992	8	12.838	5.550	10	109.48
5	3	M Ian Robinson (GB)	Lola Mk2	2:37.653	8	17.499	4.661	9	106.25

Class = C2

Pos	Nbr	Name / Entrant	Car	Fastest	In	Gap	Diff	Laps	Km/h
1	38	Pierre Guichard (DK)	Faccioli FJ	2:25.497	6			10	115.12
2	31	Steve Futter (GB)	Lotus 18	2:31.270	7	5.773	5.773	8	110.73
3	32	Gilbert Lenoir (FR)	Elva 200	2:43.715	6	18.218	12.445	7	102.31

Class = D2

Pos	Nbr	Name / Entrant	Car	Fastest	In	Gap	Diff	Laps	Km/h
1	88	Lukas Halusa (AUT)	Lotus 20	2:09.758	11			11	129.09
2	97	Hans Ciers (BE)	Lotus 20	2:45.546	6	35.788	35.788	9	101.18

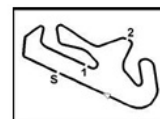
Fastest time: 2:07.202 in lap 10 by nbr. 80 : Lee Mowle (Lotus)

Publication-time

Results: <https://livetiming.raceresults.nu/autodromodoalgarve>

Timekeeping by :

Clerk of the Course	Steward	Timekeeper  Miguel C. Calado Gloria	
Page 1 of 2			



Algarve Classic Festival 2017

Autodromo Int. Algarve

FORMULA JUNIOR
Result of Qualifying

26 - 29 October 2017
Autodromo Internacional Algarve - 4652 mtr.

Class = E1

Pos	Nbr	Name / Entrant	Car	Fastest	In	Gap	Diff	Laps	Km/h
1	80	Lee Mowle (GB)	Lotus 20/22	2:07.202	10			11	131.68
2	87	Stephane Rey (FR)	Lola MK 5 A	2:07.970	10	0.768	0.768	11	130.89
3	70	John Fyda (UK)	Brabham BT6	2:08.590	5	1.388	0.620	11	130.26
4	86	Steve Jones (GB)	Cooper T67	2:09.690	7	2.488	1.100	11	129.16
5	58	Richard Smeeton (GT)	Wainer 63	2:10.439	4	3.237	0.749	7	128.42
6	183	Martin Walford (GB)	Lotus 22	2:10.644	7	3.442	0.205	9	128.21
7	82	Andrew Garside (GB)	Lotus 20	2:10.786	5	3.584	0.142	6	128.07
8	56	Joao Paulo Campos Costa (PT)	Lola MK 5	2:12.063	2	4.861	1.277	7	126.84
9	54	Martin Halusa (AUT)	Lotus 22	2:12.197	10	4.995	0.134	11	126.71
10	127	Richard Wilson (GB)	Lotus 27	2:12.811	7	5.609	0.614	11	126.12
11	72	Chris Chilcott (UK)	Repco Brabham BT2	2:13.113	10	5.911	0.302	10	125.84
12	74	Iain Rowley (GB)	Lola Mk5	2:13.529	4	6.327	0.416	7	125.44
13	71	Philippe Bonny (FR)	Brabham BT2	2:15.735	7	8.533	2.206	10	123.40
14	73	Peter Anstiss (GB)	Lotus 20/22	2:16.842	5	9.640	1.107	11	122.41
15	98	Chris Merrick (GB)	Cooper T59	3:51.274	2	1:44.072	1:34.432	2	72.43

Class = H

Pos	Nbr	Name / Entrant	Car	Fastest	In	Gap	Diff	Laps	Km/h
1	190	Angelo Delea(CH) Angelo Delea	Brabham BT 16	2:19.242	7			10	120.30

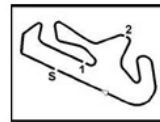
Fastest time: 2:07.202 in lap 10 by nbr. 80 : Lee Mowle (Lotus)

Publication-time

Results: <https://livetiming.raceresults.nu/autodromodoalgarve>

Timekeeping by :

Clerk of the Course	Steward	Timekeeper  Miguel C. Calado Gloria
Page 2 of 2		



Algarve Classic Festival 2017

Autodromo Int. Algarve

FORMULA JUNIOR
Laptimes - Qualifying

26 - 29 October 2017
Autodromo Internacional Algarve - 4652 mtr.

Nbr	Name / Team name	1	2	3	4	5	6	7	8	9	10	11	12	13	14	15
3	M Ian Robinson	2:53.670	2:44.733	2:45.136	2:43.825	2:43.311	2:43.118	2:39.742	2:37.653	2:39.593						
8	Larry Kinch	2:32.093	2:28.165	2:34.017	4:51.288	2:27.741	2:29.151	2:29.242	2:27.576	2:29.341	2:27.442					
17	Joao Pedro o Campos Costa	2:36.827	2:46.522	4:25.398	2:31.939	3:05.129										
22	Robin Lackford	2:28.792	2:29.910	2:27.020	2:25.335	2:45.912										
27	Tom De Gres	3:00.182	3:47.155	2:31.968	2:31.819	2:29.901	2:30.887	2:28.808	2:29.027	2:27.136	2:26.923					
31	Steve Futter	2:36.603	2:36.202	2:36.624	2:33.485	2:33.241	2:32.498	2:31.270	2:38.161							
32	Gilbert Lenoir	2:44.540	2:45.631	2:46.175	2:46.538	2:46.339	2:43.715	3:18.839								
34	James Owen	2:35.092	2:27.326	2:24.539	2:22.324	2:24.899	2:22.258	2:21.219	2:20.154	2:21.550	2:45.282					
38	Pierre Guichard	2:29.421	2:27.467	2:25.970	2:25.768	2:27.470	2:25.497	2:31.747	2:37.002	2:34.290	2:29.984					
54	Martin Halusa	2:24.501	2:19.924	2:18.894	2:15.397	2:14.508	2:15.505	2:14.326	2:12.244	2:12.681	2:12.197	2:14.469				
56	Joao Paulo o Campos Costa	2:12.808	2:12.063	2:17.820	5:17.598	2:14.223	2:12.962	2:23.364								
58	Richard Smeeton	2:17.441	2:14.477	2:14.612	2:10.439	2:17.142	5:14.951	6:59.312								
70	John Fyda	2:42.024	2:12.534	2:11.452	2:09.754	2:08.590	2:25.126	2:12.742	2:09.642	2:13.574	2:11.238	2:11.164				
71	Philippe Bonny	2:19.516	2:18.684	2:17.561	2:17.201	2:16.653	2:15.755	2:15.735	2:16.219	2:15.879	2:27.124					
72	Chris Chilcott	2:43.164	2:13.620	2:14.085	2:14.812	2:18.693	3:28.828	2:14.834	2:13.166	2:13.555	2:13.113					
73	Peter Anstiss	2:25.484	2:19.785	2:17.831	2:17.978	2:16.842	2:17.576	2:20.018	2:19.502	2:17.531	2:17.142	2:18.759				
74	Iain Rowley	2:42.405	2:16.414	2:15.687	2:13.529	2:15.725	2:15.434	3:12.170								
80	Lee Mowle	2:40.602	2:10.789	2:11.724	2:10.926	2:08.025	2:08.087	2:12.378	2:12.518	2:07.219	2:07.202	2:07.373				
82	Andrew Garside	2:12.423	2:12.167	2:13.142	2:12.132	2:10.786	2:33.792									
86	Steve Jones	2:14.200	2:14.234	2:11.870	2:10.739	2:10.419	2:10.327	2:09.690	2:10.926	2:19.851	2:10.634	2:11.353				
87	Stephane Rey	2:10.334	2:09.806	2:09.224	2:12.393	2:08.965	2:08.217	2:08.315	2:09.891	2:09.095	2:07.970	2:28.568				
88	Lukas Halusa	2:14.189	2:17.052	2:11.279	2:11.681	2:12.058	2:10.601	2:11.919	2:19.230	2:33.613	2:10.136	2:09.758				
90	Mark Haynes	2:52.183	2:44.693	2:38.788	2:38.861	2:41.006	2:34.776	2:37.035	2:32.992	2:34.205	2:35.369					
97	Hans Ciers	2:55.635	2:55.611	2:50.877	2:45.886	2:51.089	2:45.546	2:47.234	2:46.281	2:52.241						
98	Chris Merrick	2:29.506	3:51.274													
127	Richard Wilson	2:16.180	2:16.303	2:15.348	2:13.402	2:13.815	2:12.829	2:12.811	2:13.448	2:14.055	2:15.072	2:15.992				
183	Martin Walford	2:11.441	2:11.886	2:12.425	2:14.256	2:17.655	2:10.847	2:10.644	2:11.397	2:28.958						
190	Angelo Delea	2:56.536	4:32.947	2:26.145	2:23.704	2:20.613	2:20.326	2:19.242	2:20.953	2:22.819	2:21.825					

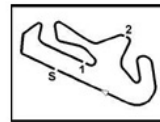
Algarve Classic Festival 2017

Autodromo Int. Algarve

FORMULA JUNIOR
Sector analyse - Qualifying

26 - 29 October 2017
Autodromo Internacional Algarve - 4652 mtr.

Pos	Nbr	Name / Team name	Sector 1			Sector 2			Sector 3			Theoretical best	Actual best	In
			time	Lap	pos	time	Lap	pos	time	Lap	pos			
1	80	Lee Mowle	40.017	9	1	40.220	11	1	46.155	10	1	2:06.392	2:07.202	10
2	87	Stephane Rey	40.154	7	2								2:07.970	10
3	70	John Fyda	40.315	5	3	41.276	6	5	46.550	5	2	2:08.141	2:08.590	5
4	86	Steve Jones	40.897	7	5	40.828	6	3	47.115	11	3	2:08.840	2:09.690	7
5	88	Lukas Halusa	41.033	10	6	40.962	11	4	47.134	10	4	2:09.129	2:09.758	11
6	58	Richard Smeeton	40.798	5	4	40.555	7	2	47.734	4	9	2:09.087	2:10.439	4
7	183	Martin Walford	41.097	8	7	41.824	6	9	47.660	7	8	2:10.581	2:10.644	7
8	82	Andrew Garside	41.389	4	9	41.470	5	6	47.566	2	6	2:10.425	2:10.786	5
9	56	Joao Paulo Campos Costa	41.151	7	8	41.781	2	8	48.156	2	10	2:11.088	2:12.063	2
10	54	Martin Halusa	41.961	8	12	41.833	7	10	47.617	9	7	2:11.411	2:12.197	10
11	127	Richard Wilson	41.741	9	10	41.511	8	7	48.312	10	11	2:11.564	2:12.811	7
12	72	Chris Chilcott	41.959	10	11	42.648	5	11	47.529	8	5	2:12.136	2:13.113	10
13	74	Iain Rowley	42.191	4	13	42.957	4	13	48.381	4	12	2:13.529	2:13.529	4
14	71	Philippe Bonny	42.381	4	14	42.830	7	12	49.114	9	13	2:14.325	2:15.735	7
15	73	Peter Anstiss	43.169	5	15	43.586	5	14	49.669	3	14	2:16.424	2:16.842	5
16	190	Angelo Delea	44.465	8	16	43.900	7	15	50.383	7	16	2:18.748	2:19.242	7
17	34	James Owen	45.293	8	17	44.630	8	16	50.226	9	15	2:20.149	2:20.154	8
18	22	Robin Lackford	46.123	4	19	46.551	4	18	52.661	4	17	2:25.335	2:25.335	4
19	38	Pierre Guichard	45.624	4	18	46.524	6	17	52.878	3	18	2:25.026	2:25.497	6
20	27	Tom De Gres	46.999	7	21	46.784	10	19	53.032	10	20	2:26.815	2:26.923	10
21	8	Larry Kinch	46.535	8	20	46.845	4	20	53.031	10	19	2:26.411	2:27.442	10
22	31	Steve Futter	47.463	8	23	48.401	8	21	53.875	7	22	2:29.739	2:31.270	7
23	17	Joao Pedro Campos Costa	47.220	5	22								2:31.939	4
24	90	Mark Haynes	48.728	8	24	50.056	8	23	54.208	8	23	2:32.992	2:32.992	8
25	3	M Ian Robinson	50.653	8	26	50.220	8	24	56.534	9	24	2:37.407	2:37.653	8
26	32	Gilbert Lenoir	49.855	3	25								2:43.715	6
27	97	Hans Ciers	52.811	9	27	52.047	7	25	58.476	8	25	2:43.334	2:45.546	6
28	98	Chris Merrick	57.741	2	28	49.248	1	22	53.816	1	21	2:40.805	3:51.274	2



Algarve Classic Festival 2017

Autodromo Int. Algarve

FORMULA JUNIOR

26 - 29 October 2017

Laps and Sector Times - Qualifying

Autodromo Internacional Algarve - 4652 mtr.

3 M Ian Robinson									Lola Mk2										
lap	Sect-1	Speed	Sect-2	Speed	Sect-3	Speed	TopSpeed	laptime	pit	lap	Sect-1	Speed	Sect-2	Speed	Sect-3	Speed	Topspeed	laptime	pit
1	Out	84.6	56.086	84.6	1:03.573			2:53.670		6	51.792	92.5	51.423	<u>90.6</u>	59.903	169.5	175.3	2:43.118	
2		52.990 96.2	53.396	87.7	58.347	168.5	146.7	2:44.733		7	51.230	97.4	51.633	89.9	56.879	168.2	166.4	2:39.742	
3		51.528 97.1	54.992	89.1	58.616	175.3	169.5	2:45.136		8	<u>50.653</u>	<u>103.5</u>	<u>50.220</u>	89.2	56.780	174.5	164.6	<u>2:37.653</u>	
4		51.571 98.2	54.305	85.0	57.949	<u>176.8</u>	<u>186.5</u>	2:43.825		9	52.166	96.9	50.893	84.2	<u>56.534</u>	172.8	160.7	2:39.593	
5		51.612 97.5	52.262	79.1	59.437	166.4	174.5	2:43.311		10									

8 Larry Kinch									Gemini MK2										
lap	Sect-1	Speed	Sect-2	Speed	Sect-3	Speed	TopSpeed	laptime	pit	lap	Sect-1	Speed	Sect-2	Speed	Sect-3	Speed	Topspeed	laptime	pit
1	Out	102.2	49.584	95.8	53.907			2:32.093		6	46.684	<u>134.2</u>	47.746	94.7	54.721	171.2	<u>182.1</u>	2:29.151	
2		47.297 126.6	47.295	94.7	53.573	<u>173.1</u>	178.2	2:28.165		7	47.475	121.9	47.157	93.1	54.610	165.9	179.7	2:29.242	
3		46.918 120.0	47.593	94.0		172.8	177.6	2:34.017		8	<u>46.535</u>	124.9	46.943	94.1	54.098	169.5	181.8	2:27.576	
4	Out	122.0	<u>46.845</u>	97.4	53.316			4:51.288 P		9	47.614	121.8	47.537	96.6	54.190	168.8	175.0	2:29.341	
5		46.897 129.2	47.286	<u>97.6</u>	53.558	170.6	<u>182.1</u>	2:27.741		10	47.513	128.6	46.898	96.3	<u>53.031</u>	165.9	178.5	<u>2:27.442</u>	

17 Joao Pedro Campos Costa									Scorpion FJ										
lap	Sect-1	Speed	Sect-2	Speed	Sect-3	Speed	TopSpeed	laptime	pit	lap	Sect-1	Speed	Sect-2	Speed	Sect-3	Speed	Topspeed	laptime	pit
1		50.751 118.7				163.6		2:36.827		4	47.575	115.5				<u>165.6</u>		<u>2:31.939</u>	
2		51.276 105.1				156.5		2:46.522		5	<u>47.220</u>	<u>119.9</u>				157.7		3:05.129	
3	Out	106.6	In		In			4:25.398 P		6									

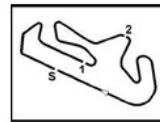
22 Robin Lackford									Elva 100										
lap	Sect-1	Speed	Sect-2	Speed	Sect-3	Speed	TopSpeed	laptime	pit	lap	Sect-1	Speed	Sect-2	Speed	Sect-3	Speed	Topspeed	laptime	pit
1		48.424 112.7	46.898	<u>93.3</u>	53.470	165.1	174.8	2:28.792		4	<u>46.123</u>	<u>119.3</u>	<u>46.551</u>	89.8	<u>52.661</u>	165.9	181.8	<u>2:25.335</u>	
2		46.689 110.2	47.698	91.4	55.523	161.9	176.8	2:29.910		5	46.841	113.6	50.967	90.6	<u>168.0</u>	<u>182.1</u>	2:45.912		
3		46.677 116.4	47.231	92.2	53.112	157.9	177.0	2:27.020		6									

27 Tom De Gres									Stanguellini FJ										
lap	Sect-1	Speed	Sect-2	Speed	Sect-3	Speed	TopSpeed	laptime	pit	lap	Sect-1	Speed	Sect-2	Speed	Sect-3	Speed	Topspeed	laptime	pit
1	Out	79.9	55.738	84.0				3:00.182		6	48.052	122.3	48.225	89.4	54.610	170.1	173.4	2:30.887	
2	Out	104.7	49.799	91.7	54.379			3:47.155 P		7	<u>46.999</u>	117.4	47.024	92.9	54.785	173.1	178.8	2:28.808	
3		49.496 109.2	48.065	<u>93.2</u>	54.407	169.3	166.2	2:31.968		8	47.368	114.4	47.605	71.7	54.054	173.6	<u>180.0</u>	2:29.027	
4		49.013 111.6	48.960	84.7	53.846	169.0	170.3	2:31.819		9	47.065	124.4	46.945	91.7	53.126	172.2	177.0	2:27.136	
5		48.012 122.4	47.850	90.3	54.039	171.7	170.6	2:29.901		10	47.107	<u>132.7</u>	<u>46.784</u>	93.1	<u>53.032</u>	171.2	178.8	<u>2:26.923</u>	

31 Steve Futter									Lotus 18										
lap	Sect-1	Speed	Sect-2	Speed	Sect-3	Speed	TopSpeed	laptime	pit	lap	Sect-1	Speed	Sect-2	Speed	Sect-3	Speed	Topspeed	laptime	pit
1		49.286 100.2	50.696	79.2	56.621	170.3	150.6	2:36.603		5	47.853	<u>115.8</u>	49.516	90.1	55.872	<u>177.3</u>	169.5	2:33.241	
2		49.637 101.8	49.579	90.0	56.986	172.0	158.6	2:36.202		6	49.309	112.7	48.582	85.6	54.607	172.0	165.9	2:32.498	
3		49.937 101.8	50.405	79.4	56.282	172.0	166.4	2:36.624		7	48.781	111.7	48.614	<u>91.7</u>	<u>53.875</u>	172.0	<u>171.2</u>	<u>2:31.270</u>	
4		49.658 101.7	49.487	90.6	54.340	174.2	164.6	2:33.485		8	<u>47.463</u>	110.9	<u>48.401</u>	89.8		175.6	163.6	2:38.161	

32 Gilbert Lenoir									Elva 200										
lap	Sect-1	Speed	Sect-2	Speed	Sect-3	Speed	TopSpeed	laptime	pit	lap	Sect-1	Speed	Sect-2	Speed	Sect-3	Speed	Topspeed	laptime	pit
1		50.405 111.3				169.8		2:44.540		5	50.192	118.0				169.8		2:46.339	
2		51.089 104.9				169.3		2:45.631		6	50.575	114.0				168.5		<u>2:43.715</u>	
3		<u>49.855</u>	117.6			<u>170.6</u>		2:46.175		7	51.380	106.0				168.8		3:18.839	
4		50.996	<u>129.3</u>			168.8		2:46.538		8									

34 James Owen									Gemini Mk 2										
lap	Sect-1	Speed	Sect-2	Speed	Sect-3	Speed	TopSpeed	laptime	pit	lap	Sect-1	Speed	Sect-2	Speed	Sect-3	Speed	Topspeed	laptime	pit
1	Out	100.8	49.849	86.0	53.878			2:35.092		6	46.456	114.3	45.421	92.2	50.381	169.3	<u>172.2</u>	2:22.258	
2		46.747 114.0	49.019	90.1	51.560	166.9	169.5	2:27.326		7	45.751	118.4	45.179	88.2	50.289	168.2	171.2	2:21.219	
3		46.086 110.8	47.542	92.9	50.911	170.1	171.7	2:24.539		8	<u>45.293</u>	<u>124.7</u>	<u>44.630</u>	<u>95.3</u>	50.231	167.4	171.4	<u>2:20.154</u>	
4		46.487 115.5	45.484	91.1	50.353	<u>170.6</u>	168.0	2:22.324		9	45.820	117.1	45.504	91.0	<u>50.226</u>	168.0	168.2	2:21.550	
5		45.971 109.5	46.660	88.5	52.268	170.3	169.8	2:24.899		10	46.257	117.4	46.545	82.3		167.4	169.5	2:45.282	



Algarve Classic Festival 2017

Autodromo Int. Algarve

FORMULA JUNIOR

26 - 29 October 2017

Laps and Sector Times - Qualifying

Autodromo Internacional Algarve - 4652 mtr.

38 Pierre Guichard									Faccioli FJ										
lap	Sect-1	Speed	Sect-2	Speed	Sect-3	Speed	TopSpeed	laptime	pit	lap	Sect-1	Speed	Sect-2	Speed	Sect-3	Speed	Topspeed	laptime	pit
1	47.751	99.4	48.194	98.3	53.476	169.0	170.9	2:29.421		6	46.029	121.5	<u>46.524</u>	96.8	52.944	174.8	188.5	<u>2:25.497</u>	
2	45.966	109.8	46.912	94.2	54.589	173.1	<u>192.2</u>	2:27.467		7	47.589	101.6	48.310	95.7	55.848	<u>176.2</u>	189.5	2:31.747	
3	46.254	<u>123.4</u>	46.838	98.1	<u>52.878</u>	169.8	176.8	2:25.970		8	50.647	102.4	51.866	93.7	54.489	158.8	152.8	2:37.002	
4	<u>45.624</u>	122.3	46.731	96.5	53.413	172.2	186.9	2:25.768		9	50.339	104.5	50.175	97.7	53.776	159.8	155.8	2:34.290	
5	46.865	112.7	47.054	<u>99.5</u>	53.551	162.9	180.3	2:27.470		10	47.744	113.7	48.224	97.7	54.016	160.0	169.8	2:29.984	

54 Martin Halusa									Lotus 22										
lap	Sect-1	Speed	Sect-2	Speed	Sect-3	Speed	TopSpeed	laptime	pit	lap	Sect-1	Speed	Sect-2	Speed	Sect-3	Speed	Topspeed	laptime	pit
1	Out	93.8	46.610	82.5	52.017			2:24.501		7	43.045	123.9	<u>41.833</u>	<u>100.8</u>	49.448	195.3	198.2	2:14.326	
2	42.891	113.0	45.137	82.6	51.896	190.8	205.3	2:19.924		8	<u>41.961</u>	126.3	42.178	96.7	48.105	195.3	211.4	2:12.244	
3	43.535	128.9	43.615	85.7	51.744	194.2	201.5	2:18.894		9	42.443	119.6	42.621	86.6	<u>47.617</u>	191.2	206.1	2:12.681	
4	43.168	131.1	43.495	81.6	48.734	190.1	200.0	2:15.397		10	42.251	129.5	42.157	86.3	47.789	196.0	<u>212.2</u>	<u>2:12.197</u>	
5	42.227	<u>132.5</u>	43.653	75.5	48.628	195.7	211.4	2:14.508		11	42.665	125.0	43.758	88.7	48.046	196.0	203.0	2:14.469	
6	43.127	131.1	43.801	82.2	48.577	<u>196.7</u>	197.1	2:15.505		12									

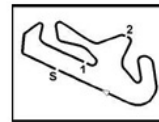
56 Joao Paulo Campos Costa									Lola MK 5										
lap	Sect-1	Speed	Sect-2	Speed	Sect-3	Speed	TopSpeed	laptime	pit	lap	Sect-1	Speed	Sect-2	Speed	Sect-3	Speed	Topspeed	laptime	pit
1	41.913	122.0	42.279	<u>104.0</u>	48.616	194.6	214.3	2:12.808		5	42.129	133.0	42.246	89.3	49.848	196.4	213.4	2:14.223	
2	42.126	132.4	<u>41.781</u>	98.6	<u>48.156</u>	<u>198.9</u>	<u>214.7</u>	<u>2:12.063</u>		6	41.696	124.9	43.083	91.9	48.183	194.6	210.1	2:12.962	
3	41.466	<u>145.0</u>	42.287	96.4		195.7	212.2	2:17.820		7	<u>41.151</u>	138.8	42.764	94.5		193.5	212.2	2:23.364	
4	Out	138.8	43.785	97.0	49.902			5:17.598 P		8									

58 Richard Smeeton									Wainer 63										
lap	Sect-1	Speed	Sect-2	Speed	Sect-3	Speed	TopSpeed	laptime	pit	lap	Sect-1	Speed	Sect-2	Speed	Sect-3	Speed	Topspeed	laptime	pit
1	Out	126.3	44.645	88.8	50.174			2:17.441		5	<u>40.798</u>	145.7	41.623	<u>99.3</u>		<u>195.3</u>	210.5	2:17.142	
2	42.053	136.4	42.881	98.5	49.543	192.9	209.7	2:14.477		6	Out	141.9	42.160	91.2	In			5:14.951 P	
3	40.848	135.7	42.473	96.4	51.291	188.5	207.7	2:14.612		7	Out	149.2	<u>40.555</u>	94.3	In			6:59.312 P	
4	41.021	<u>154.1</u>	41.684	95.7	<u>47.734</u>	193.2	<u>210.9</u>	<u>2:10.439</u>		8									

70 John Fyda									Brabham BT6										
lap	Sect-1	Speed	Sect-2	Speed	Sect-3	Speed	TopSpeed	laptime	pit	lap	Sect-1	Speed	Sect-2	Speed	Sect-3	Speed	Topspeed	laptime	pit
1	41.797	134.2	42.355	103.2	47.872	198.5	211.4	2:12.024 D		7	42.088	151.3	42.213	95.4	48.441	200.7	198.9	2:12.742	
2	41.510	139.7	43.688	85.4	47.336	200.7	217.3	2:12.534		8	40.796	142.5	41.415	102.2	47.431	200.0	215.1	2:09.642	
3	41.720	135.7	42.458	105.5	47.274	200.0	205.7	2:11.452		9	41.774	149.6	42.374	97.4	49.426	201.5	203.0	2:13.574	
4	40.495	150.6	41.412	90.4	47.847	200.0	213.0	2:09.754		10	41.354	147.5	41.688	<u>117.5</u>	48.196	197.8	214.3	2:11.238	
5	<u>40.315</u>	137.1	41.725	94.8	<u>46.550</u>	<u>206.5</u>	212.6	<u>2:08.590</u>		11	41.613	<u>152.8</u>	41.925	108.0	47.626	193.2	201.1	2:11.164	
6	40.471	142.3	<u>41.276</u>	100.0	1:03.379	201.9	<u>219.1</u>	2:25.126		12									

71 Philippe Bonny									Brabham BT2										
lap	Sect-1	Speed	Sect-2	Speed	Sect-3	Speed	TopSpeed	laptime	pit	lap	Sect-1	Speed	Sect-2	Speed	Sect-3	Speed	Topspeed	laptime	pit
1	44.077	123.0	45.031	96.3	50.408	184.6	<u>208.9</u>	2:19.516		6	43.415	141.0	43.089	93.7	49.251	193.2	207.3	2:15.755	
2	43.104	121.3	44.723	96.0	50.857	188.8	206.9	2:18.684		7	42.745	133.7	<u>42.830</u>	89.0	50.160	180.0	197.4	<u>2:15.735</u>	
3	42.545	135.8	44.871	83.1	50.145	186.5	203.8	2:17.561		8	42.705	137.1	43.526	91.6	49.988	186.5	201.5	2:16.219	
4	<u>42.381</u>	<u>141.7</u>	44.309	95.5	50.511	<u>194.9</u>	206.5	2:17.201		9	43.097	126.3	43.668	95.1	<u>49.114</u>	188.2	203.0	2:15.879	
5	42.492	133.3	43.468	89.2	50.693	189.8	204.5	2:16.653		10	43.436	130.0	52.174	86.9	51.514	191.8	196.0	2:27.124	

72 Chris Chilcott									Repco Brabham BT2										
lap	Sect-1	Speed	Sect-2	Speed	Sect-3	Speed	TopSpeed	laptime	pit	lap	Sect-1	Speed	Sect-2	Speed	Sect-3	Speed	Topspeed	laptime	pit
1	42.695	128.7	42.902	97.0	47.567	194.6	209.7	2:13.164 D		6	Out	146.3	44.403	97.4	47.840			3:28.828 P	
2	42.754	136.2	43.148	96.7	47.718	<u>195.7</u>	<u>211.4</u>	2:13.620		7	42.701	<u>147.3</u>	43.125	97.8	49.008	193.9	209.3	2:14.834	
3	42.221	130.4	43.246	95.7	48.618	194.2	210.5	2:14.085		8	42.748	126.2	42.889	93.9	<u>47.529</u>	190.5	207.7	2:13.166	
4	43.241	141.2	43.401	96.3	48.170	195.3	205.3	2:14.812		9	42.352	138.8	43.087	96.8	48.116	191.5	207.3	2:13.555	
5	43.185	134.0	<u>42.648</u>	85.6		195.3	204.5	2:18.693		10	<u>41.959</u>	142.7	42.725	98.2	48.429	191.8	207.3	<u>2:13.113</u>	



Algarve Classic Festival 2017

Autodromo Int. Algarve

FORMULA JUNIOR

26 - 29 October 2017

Laps and Sector Times - Qualifying

Autodromo Internacional Algarve - 4652 mtr.

73 Peter Anstiss									Lotus 20/22								
lap	Sect-1	Speed	Sect-2	Speed	Sect-3	Speed	TopSpeed	laptime pit	lap	Sect-1	Speed	Sect-2	Speed	Sect-3	Speed	Topspeed	laptime pit
1	Out	101.1	47.006	91.6	53.298			2:25.484	7	43.625	129.7	46.191	92.7	50.202	<u>185.2</u>	202.2	2:20.018
2	44.522	131.7	44.512	<u>101.3</u>	50.751	177.3	189.5	2:19.785	8	43.611	133.3	45.326	81.3	50.565	181.2	199.3	2:19.502
3	43.518	130.9	44.644	90.5	<u>49.669</u>	183.1	199.6	2:17.831	9	43.702	121.8	43.756	89.3	50.073	182.1	195.3	2:17.531
4	43.340	133.8	44.584	79.7	50.054	184.0	<u>202.6</u>	2:17.978	10	43.239	<u>146.9</u>	43.800	87.9	50.103	184.3	201.5	2:17.142
5	<u>43.169</u>	138.5	<u>43.586</u>	98.5	50.087	184.9	199.3	<u>2:16.842</u>	11	43.777	134.0	44.157	88.9	50.825	183.1	200.4	2:18.759
6	43.746	136.7	43.893	90.8	49.937	183.7	201.5	2:17.576	12								

74 Iain Rowley									Lola Mk5								
lap	Sect-1	Speed	Sect-2	Speed	Sect-3	Speed	TopSpeed	laptime pit	lap	Sect-1	Speed	Sect-2	Speed	Sect-3	Speed	Topspeed	laptime pit
1	Out	80.2	53.075	85.6	51.587			2:42.405	5	42.772	130.6	43.949	89.3	49.004	189.5	206.1	2:15.725
2	42.902	139.2	43.688	91.7	49.824	188.8	205.3	2:16.414	6	42.782	141.0	43.983	84.1	48.669	190.5	<u>207.3</u>	2:15.434
3	42.780	131.4	43.876	<u>93.5</u>	49.031	183.1	203.8	2:15.687	7	52.729	85.5	59.339	68.2		<u>190.8</u>	198.9	3:12.170
4	<u>42.191</u>	<u>145.6</u>	<u>42.957</u>	91.4	<u>48.381</u>	188.2	206.5	<u>2:13.529</u>	8								

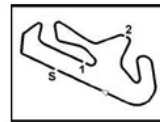
80 Lee Mowle									Lotus 20/22								
lap	Sect-1	Speed	Sect-2	Speed	Sect-3	Speed	TopSpeed	laptime pit	lap	Sect-1	Speed	Sect-2	Speed	Sect-3	Speed	Topspeed	laptime pit
1	41.488	139.4	41.429	95.3	47.685	197.8	211.4	2:10.602	7	40.553	140.4	43.166	92.9	48.659	198.5	214.3	2:12.378
2	40.786	131.7	43.066	89.9	46.937	200.0	215.1	2:10.789	8	41.580	120.9	42.414	93.1	48.524	199.3	211.8	2:12.518
3	40.488	130.6	42.915	93.7	48.321	201.5	214.7	2:11.724	9	<u>40.017</u>	143.4	40.885	96.6	46.317	197.4	212.6	2:07.219
4	40.621	138.8	42.432	87.7	47.873	<u>201.9</u>	<u>216.0</u>	2:10.926	10	40.644	140.8	40.403	93.0	<u>46.155</u>	198.5	214.3	<u>2:07.202</u>
5	40.128	145.0	40.963	97.5	46.934	197.8	213.0	2:08.025	11	40.511	<u>147.3</u>	<u>40.220</u>	<u>98.7</u>	46.642	201.5	215.6	2:07.373
6	40.522	135.8	41.332	89.8	46.233	197.4	212.6	2:08.087	12								

82 Andrew Garside									Lotus 20								
lap	Sect-1	Speed	Sect-2	Speed	Sect-3	Speed	TopSpeed	laptime pit	lap	Sect-1	Speed	Sect-2	Speed	Sect-3	Speed	Topspeed	laptime pit
1	41.841	125.0	41.767	101.6	48.815	<u>200.4</u>	<u>203.8</u>	2:12.423	4	<u>41.389</u>	133.2	42.077	<u>107.1</u>	48.666	197.1	201.5	2:12.132
2	42.721	137.9	41.880	89.3	<u>47.566</u>	195.7	203.0	2:12.167	5	41.733	<u>141.2</u>	<u>41.470</u>	102.3	47.583	189.8	202.2	<u>2:10.786</u>
3	41.589	134.8	42.452	96.3	49.101	196.4	200.7	2:13.142	6	47.213	112.6	47.353	88.8		196.7	184.9	2:33.792

86 Steve Jones									Cooper T67								
lap	Sect-1	Speed	Sect-2	Speed	Sect-3	Speed	TopSpeed	laptime pit	lap	Sect-1	Speed	Sect-2	Speed	Sect-3	Speed	Topspeed	laptime pit
1	43.224	120.3	42.587	103.6	48.389	188.8	197.1	2:14.200	7	<u>40.897</u>	137.6	41.505	103.3	47.288	194.6	209.7	<u>2:09.690</u>
2	43.039	127.8	43.380	98.3	47.815	193.2	<u>211.8</u>	2:14.234	8	41.323	133.0	41.824	103.4	47.779	194.6	210.5	2:10.926
3	41.475	134.0	41.853	97.5	48.542	194.9	209.3	2:11.870	9	42.221	139.2	46.366	96.6	51.264	194.6	198.5	2:19.851
4	41.780	133.0	41.154	105.5	47.805	182.1	203.8	2:10.739	10	41.259	141.5	41.914	<u>107.9</u>	47.461	193.9	210.5	2:10.634
5	41.771	133.3	41.292	104.2	47.356	188.8	207.3	2:10.419	11	42.219	<u>143.2</u>	42.019	97.0	<u>47.115</u>	189.8	208.5	2:11.353
6	41.701	136.9	<u>40.828</u>	107.5	47.798	194.6	198.9	2:10.327	12								

87 Stephane Rey									Lola MK 5 A								
lap	Sect-1	Speed	Sect-2	Speed	Sect-3	Speed	TopSpeed	laptime pit	lap	Sect-1	Speed	Sect-2	Speed	Sect-3	Speed	Topspeed	laptime pit
1	41.357	135.7				197.4		2:10.334	7	<u>40.154</u>	144.4				199.3		2:08.315
2	40.993	137.6				<u>200.0</u>		2:09.806	8	41.156	135.2				197.4		2:09.891
3	40.761	139.7				198.9		2:09.224	9	41.537	141.5				197.4		2:09.095
4	41.745	<u>146.1</u>				<u>200.0</u>		2:12.393	10	40.675	143.2				196.4		<u>2:07.970</u>
5	40.783	140.1				197.4		2:08.965	11	48.492	111.2				197.1		2:28.568
6	40.443	137.6				199.3		2:08.217	12								

88 Lukas Halusa									Lotus 20								
lap	Sect-1	Speed	Sect-2	Speed	Sect-3	Speed	TopSpeed	laptime pit	lap	Sect-1	Speed	Sect-2	Speed	Sect-3	Speed	Topspeed	laptime pit
1	41.960	120.0	42.152	98.3	50.077	194.2	208.9	2:14.189	7	41.984	<u>135.5</u>	41.939	94.7	47.996	196.7	208.5	2:11.919
2	46.168	116.1	42.636	98.5	48.248	<u>197.4</u>	<u>211.8</u>	2:17.052	8	41.543	132.4	43.292	102.7	54.395	192.5	201.1	2:19.230
3	41.130	127.4	41.863	95.7	48.286	195.3	209.3	2:11.279	9	52.273	112.4	48.876	95.2	52.464	141.2	137.6	2:33.613
4	43.074	123.4	41.291	99.9	47.316	194.2	197.4	2:11.681	10	<u>41.033</u>	130.9	41.969	<u>110.2</u>	<u>47.134</u>	193.5	210.9	2:10.136
5	42.846	125.9	41.332	97.7	47.880	195.7	203.8	2:12.058	11	41.498	128.3	<u>40.962</u>	99.0	47.298	192.9	199.6	<u>2:09.758</u>
6	41.300	131.9	41.082	102.1	48.219	195.3	211.4	2:10.601	12								



Algarve Classic Festival 2017

Autodromo Int. Algarve

FORMULA JUNIOR

26 - 29 October 2017

Laps and Sector Times - Qualifying

Autodromo Internacional Algarve - 4652 mtr.

90 Mark Haynes										Nota FJ									
lap	Sect-1	Speed	Sect-2	Speed	Sect-3	Speed	TopSpeed	laptime	pit	lap	Sect-1	Speed	Sect-2	Speed	Sect-3	Speed	Topspeed	laptime	pit
1	Out	82.1	57.626	80.7	1:02.277					6	49.046	114.8	50.494	87.2	55.236	166.4	155.6	2:34.776	
2	53.413	89.0	54.059	85.2	57.221	158.1	138.8	2:44.693		7	49.478	94.9	52.386	83.5	55.171	169.5	170.9	2:37.035	
3	51.518	94.3	51.669	82.0	55.601	167.4	150.2	2:38.788		8	<u>48.728</u>	<u>117.4</u>	<u>50.056</u>	84.6	<u>54.208</u>	167.2	<u>173.4</u>	<u>2:32.992</u>	
4	49.885	103.8	52.002	81.8	56.974	166.9	157.4	2:38.861		9	49.280	109.4	50.217	82.2	54.708	167.2	169.0	2:34.205	
5	51.613	109.4	52.278	71.5	57.115	161.9	159.3	2:41.006		10	49.311	115.1	50.496	<u>87.8</u>	55.562	164.4	151.5	2:35.369	

97 Hans Ciers										Lotus 20									
lap	Sect-1	Speed	Sect-2	Speed	Sect-3	Speed	TopSpeed	laptime	pit	lap	Sect-1	Speed	Sect-2	Speed	Sect-3	Speed	Topspeed	laptime	pit
1	Out	86.9	55.278	77.3	1:08.274					6	53.315	94.2	52.732	80.8	59.499	151.3	140.3	2:45.546	
2	56.752	97.8	54.571	73.9	1:04.288	130.1	123.6	2:55.611		7	53.394	101.2	<u>52.047</u>	78.6	1:01.793	151.5	136.9	2:47.234	
3	52.854	103.3	54.373	81.4	1:03.650	148.1	137.9	2:50.877		8	55.270	104.3	52.535	<u>84.2</u>	<u>58.476</u>	138.6	131.5	2:46.281	
4	53.795	<u>105.9</u>	52.241	75.2	59.850	145.2	136.9	2:45.886		9	<u>52.811</u>	99.3	52.355	71.3		151.0	131.2	2:52.241	
5	53.325	100.4	52.193	82.1	1:05.571	<u>156.5</u>	<u>142.7</u>	2:51.089		10									

98 Chris Merrick										Cooper T59									
lap	Sect-1	Speed	Sect-2	Speed	Sect-3	Speed	TopSpeed	laptime	pit	lap	Sect-1	Speed	Sect-2	Speed	Sect-3	Speed	Topspeed	laptime	pit
1	Out	<u>108.7</u>	<u>49.248</u>	<u>98.9</u>	<u>53.816</u>					2	<u>57.741</u>	72.9	1:19.233	64.4			<u>179.1</u>	<u>171.7</u>	<u>3:51.274</u>

127 Richard Wilson										Lotus 27									
lap	Sect-1	Speed	Sect-2	Speed	Sect-3	Speed	TopSpeed	laptime	pit	lap	Sect-1	Speed	Sect-2	Speed	Sect-3	Speed	Topspeed	laptime	pit
1	42.609	150.0	44.505	92.0	49.066	188.2	203.4	2:16.180		7	42.589	151.5	41.695	95.3	48.527	188.2	199.6	<u>2:12.811</u>	
2	43.001	132.0	43.524	92.3	49.778	<u>190.5</u>	<u>205.3</u>	2:16.303		8	42.221	141.9	<u>41.511</u>	90.5	49.716	188.5	201.9	2:13.448	
3	42.679	138.8	43.569	87.0	49.100	189.1	200.0	2:15.348		9	<u>41.741</u>	<u>156.7</u>	43.673	95.0	48.641	188.8	201.1	2:14.055	
4	41.996	145.2	42.425	96.1	48.981	188.8	203.4	2:13.402		10	42.697	125.4	44.063	<u>101.2</u>	<u>48.312</u>	188.8	200.7	2:15.072	
5	42.218	143.4	42.515	86.9	49.082	188.5	199.6	2:13.815		11	42.521	146.3	42.046	89.1	51.425	188.8	196.0	2:15.992	
6	41.925	147.7	42.071	100.6	48.833	188.8	201.1	2:12.829		12									

183 Martin Walford										Lotus 22									
lap	Sect-1	Speed	Sect-2	Speed	Sect-3	Speed	TopSpeed	laptime	pit	lap	Sect-1	Speed	Sect-2	Speed	Sect-3	Speed	Topspeed	laptime	pit
1	41.335	142.9	42.150	<u>109.5</u>	47.956	193.5	207.7	2:11.441		6	41.299	<u>146.9</u>	<u>41.824</u>	107.4	47.724	194.6	208.1	2:10.847	
2	41.421	140.4	42.671	102.8	47.794	193.9	209.7	2:11.886		7	41.115	141.2	41.869	95.2	<u>47.660</u>	194.2	208.9	<u>2:10.644</u>	
3	41.591	133.5	42.190	102.2	48.644	193.9	200.7	2:12.425		8	<u>41.097</u>	141.4	42.208	100.3	48.092	192.5	207.3	2:11.397	
4	41.732	139.4	43.472	100.1	49.052	196.0	<u>210.9</u>	2:14.256		9	41.701	145.6	44.684	83.3		194.2	194.9	2:28.958	
5	46.371	107.7	43.572	107.1	47.712	<u>198.2</u>	202.2	2:17.655		10									

190 Angelo Delea										Brabham BT 16									
lap	Sect-1	Speed	Sect-2	Speed	Sect-3	Speed	TopSpeed	laptime	pit	lap	Sect-1	Speed	Sect-2	Speed	Sect-3	Speed	Topspeed	laptime	pit
1	Out	96.7	55.123	82.9				2:56.536		6	45.384	<u>151.7</u>	44.409	101.5	50.533	176.2	187.2	2:20.326	
2	Out	119.5	47.690	99.2	52.245			4:32.947 P		7	44.959	148.6	<u>43.900</u>	<u>104.0</u>	<u>50.383</u>	177.3	182.1	<u>2:19.242</u>	
3	47.420	122.9	46.659	93.8	52.066	172.5	153.6	2:26.145		8	<u>44.465</u>	146.7	45.236	102.8	51.252	<u>179.4</u>	<u>188.2</u>	2:20.953	
4	47.156	130.3	45.778	87.0	50.770	174.5	186.5	2:23.704		9	45.275	143.0				175.3	180.9	2:22.819	
5	45.037	132.7	44.636	102.9	50.940	175.0	186.5	2:20.613		10	46.238	134.8	44.897	97.9	50.690	165.4	182.7	2:21.825	

Algarve Classic Festival 2017

Autodromo Int. Algarve

Heat name : FORMULA JUNIOR - Qualifying
 Heat Date : 27 October 2017
 Weather :
 : Autodromo Internacional Algarve - 4652 mtr.

Participants Started	: 28	Participants Classified	: 28
Participants Finished	: 18	Participants Not Classified	: 6
Participants Not Finished	: 10		

Green flag at	: 13:15:24	Heat recording start time	: 13:15:24
Finish flag waved at	: 13:40:24	Heat recording end time	: 13:44:33
Total time under Green	: 25:00	Total of All Laps in Heat	: 249
Number of cautions	: 0	Total time under Yellow	: 00:00:00
Number of code-60's	: 0	Total time under Code-60	: 00:00:00

Summary of winners per class

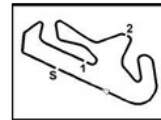
Nbr	Name / Team name	Car	Cls	Fastest Laptime	In	Avg. Speed	Laps	Race Time
-----	------------------	-----	-----	-----------------	----	------------	------	-----------

Best Lap time history during the Heat

#	Nbr	lap time	in lap	Name	Car	time of day
1	183	2:11.441	1	Martin Walford	Lotus 22	13:19:37
2	87	2:10.334	1	Stephane Rey	Lola MK 5 A	13:19:43
3	87	2:09.806	2	Stephane Rey	Lola MK 5 A	13:21:52
4	87	2:09.224	3	Stephane Rey	Lola MK 5 A	13:24:02
5	80	2:08.025	5	Lee Mowle	Lotus 20/22	13:28:19
6	80	2:07.219	9	Lee Mowle	Lotus 20/22	13:36:59
7	80	2:07.202	10	Lee Mowle	Lotus 20/22	13:39:07

Summary of best laptimes per class

Nbr	Name / Team name	Car	Cls	Fastest Laptime	In	Speed
27	Tom De Gres	Stanguellini FJ	A	2:26.923	10	114.01
17	Joao Pedro Campos Costa	Scorpion FJ	B1	2:31.939	4	110.24
34	James Owen	Gemini Mk 2	B2	2:20.154	8	119.51
38	Pierre Guidhard	Faccioli FJ	C2	2:25.497	6	115.12
88	Lukas Halusa	Lotus 20	D2	2:09.758	11	129.09
80	Lee Mowle	Lotus 20/22	E1	2:07.202	10	131.68
190	Angelo Delea	Brabham BT 16	H	2:19.242	7	120.30



Algarve Classic Festival 2017

Autodromo Int. Algarve

FORMULA JUNIOR
Result of Race 1 - OFICIAL

26 - 29 October 2017
Autodromo Internacional Algarve - 4652 mtr.

Started: 27 Not Started: 0 Classified: 27 Not Classified: 0

Pos	Nbr	Name / Entrant	Car	Cls	PIC	Gap	Total time	Fastest	In	Avg. Speed
1	87	Stephane Rey (GB)	Lola MK 5 A	E1	1	-- 12 laps --	25:44.282	2:07.198	12	130.16
2	80	Lee Mowle (GB)	Lotus 20/22	E1	2	0.513	25:44.795	2:07.367	12	130.11
3	70	John Fyda (GB)	Brabham BT6	E1	3	26.708	26:10.990	2:08.408	4	127.94
4	88	Lukas Halusa (AUT)	Lotus 20	D2	1	34.061	26:18.343	2:09.297	12	127.35
5	56	Joao Paulo Campos Costa (PT)	Lola MK 5	E1	4	35.321	26:19.603	2:09.656	10	127.24
6	74	Iain Rowley (GB)	Lola Mk5	E1	5	1:01.402	26:45.684	2:11.829	12	125.18
7	72	Chris Chilcott (GB)	Brabham BT2	E1	6	1:12.743	26:57.025	2:10.586	11	124.30
8	127	Richard Wilson (GB)	Lotus 27	E1	7	1:15.391	26:59.673	2:12.951	8	124.10
9	54	Martin Halusa (AUT)	Lotus 22	E1	8	1:38.928	27:23.210	2:12.009	7	122.32
10	82	Andrew Garside (GB)	Lotus 20/22	E1	9	1:44.156	27:28.438	2:11.402	5	121.93
11	90	Angelo Delea (CH) Angelo Delea	Brabham BT 16	E1	10	2:14.864	27:59.146	2:16.275	11	119.70
12	73	Peter Anstiss (GB)	Lotus 20/22	E1	11	2:20.596	28:04.878	2:16.609	2	119.29
13	71	Philippe Bonny (FR)	Brabham BT2	E1	12	-- 11 laps --	25:54.888	2:17.379	7	118.49
14	98	Chris Merrick (GB)	Cooper T2	E1	13	16.880	26:11.768	2:20.709	5	117.22
15	22	Robin Lackford (GB)	Elva 100	B2	1	42.346	26:37.234	2:22.635	5	115.35
16	38	Pierre Guichard (DK)	Faccioli FJ	C2	1	45.180	26:40.068	2:23.414	4	115.15
17	31	Steve Futter (GB)	Lotus 18	C2	2	1:11.049	27:05.937	2:24.790	9	113.32
18	8	Larry Kinch (C)	Gemini MK2	B2	2	1:14.999	27:09.887	2:25.625	4	113.04
19	27	Tom De Gres (BE)	Stanguellini FJ	A	1	2:00.331	27:55.219	2:28.561	10	109.98

Fastest time : 2:07.198 in lap 12 by nbr. 87 : Stephane Rey (Lda)

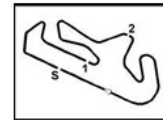
Publication-time

Results: <https://livetiming.raceresults.nu/autodromodoalgarve>

Timekeeping by :

Time Printed 29-10-2017 - 15:05

Clerk of the Course	Steward	Timekeeper  Miguel C. Calado Gloria	
---------------------	---------	---	--



Algarve Classic Festival 2017

Autodromo Int. Algarve

FORMULA JUNIOR
 Result of Race 1 - OFICIAL

26 - 29 October 2017
 Autodromo Internacional Algarve - 4652 mtr.

Started: 27 Not Started: 0 Classified: 27 Not Classified: 0

Pos	Nbr	Name / Entrant	Car	Cls	PIC	Gap	Total time	Fastest	In	Avg. Speed
20	90	Mark Haynes (AUT)	Nota FJ	B2	3	2:18.358	28:13.246	2:30.306	5	108.81
21	3	M Ian Robinson (GB)	Lola Mk2	B2	4	-- 10 laps --	26:29.544	2:34.059	10	105.37
22	97	Hans Ciers (BE)	Lotus 20	D2	2	1.679	26:31.223	2:32.839	10	105.26
23	32	Gilbert Lenoir (FR)	Elva 200	C2	3	1:19.690	27:49.234	2:42.524	3	100.34
24	183	Martin Walford (GB)	Lotus 22	E1	14	-- 9 laps --	19:49.707	2:09.650	9	126.71
25	86	Steve Jones (GB)	Cooper T67	E1	15	-- 8 laps --	17:35.813	2:09.541	8	126.91
26	17	Joao Pedro Campos Costa (PT)	Scorpion FJ	B1	1	-- 6 laps --	26:58.750	2:31.540	5	62.08
27	58	Richard Smeeton (GT)	Wainer FJ	E1	16	-- 4 laps --	9:16.185	2:10.710	3	120.46

Fastest time : 2:07.198 in lap 12 by nbr. 87 : Stephane Rey (Lda)

Publication-time

Results: <https://livetiming.raceresults.nu/autodromodoalgarve>

Timekeeping by :

Time Printed 29-10-2017 - 15:05

Clerk of the Course

Steward

Timekeeper



Miguel C. Calado Gloria

Algarve Classic Festival 2017

Autodromo Int. Algarve

FORMULA JUNIOR

Result of Race 1

26 - 29 October 2017

Autodromo Internacional Algarve - 4652 mtr.

Class = A

Started: 0 Not Started: 0 Classified: 0 Not Classified: 0

Pos	Nbr	Name / Entrant	Car	Gap	Diff	Total time	Fastest	In
1	27	Tom De Gres (BE)	Stanguellini FJ	-- 11 laps --		27:55.219	2:28.561	10

Class = B1

Started: 0 Not Started: 0 Classified: 0 Not Classified: 0

Pos	Nbr	Name / Entrant	Car	Gap	Diff	Total time	Fastest	In
1	17	Joao Pedro Campos Costa (PT)	Scorpion FJ	-- 6 laps --	4:48.099	26:58.750	2:31.540	5

Class = B2

Started: 0 Not Started: 0 Classified: 0 Not Classified: 0

Pos	Nbr	Name / Entrant	Car	Gap	Diff	Total time	Fastest	In
1	22	Robin Lackford (GB)	Elva 100	-- 11 laps --		26:37.234	2:22.635	5
2	8	Larry Kinch (C)	Gemini MK2	32.653	32.653	27:09.887	2:25.625	4
3	90	Mark Haynes (AUT)	Nota FJ	1:36.012	1:03.359	28:13.246	2:30.306	5
4	3	M Ian Robinson (GB)	Lola Mk2	-- 10 laps --		26:29.544	2:34.059	10

Class = C2

Started: 0 Not Started: 0 Classified: 0 Not Classified: 0

Pos	Nbr	Name / Entrant	Car	Gap	Diff	Total time	Fastest	In
1	38	Pierre Guichard (DK)	Faccioli FJ	-- 11 laps --		26:40.068	2:23.414	4
2	31	Steve Futter (GB)	Lotus 18	25.869	25.869	27:05.937	2:24.790	9
3	32	Gilbert Lenoir (FR)	Elva 200	-- 10 laps --		27:49.234	2:42.524	3

Class = D2

Started: 0 Not Started: 0 Classified: 0 Not Classified: 0


Pos	Nbr	Name / Entrant	Car	Gap	Diff	Total time	Fastest	In
1	88	Lukas Halusa (AUT)	Lotus 20	-- 12 laps --		26:18.343	2:09.297	12

Fastest time : 2:07.198 in lap 12 by nbr. 87: Stephane Rey (Lda)

Publication-time

Results: <https://livetiming.raceresults.nu/autodromodoalgarve>

Timekeeping by :

Clerk of the Course	Steward	Timekeeper  Miguel C. Calado Gloria	
---------------------	---------	---	--

Algarve Classic Festival 2017

Autodromo Int. Algarve

FORMULA JUNIOR

Result of Race 1

26 - 29 October 2017

Autodromo Internacional Algarve - 4652 mtr.

2 97 Hans Ciers (BE) Lotus 20 -- 10 laps -- 26:31.223 2:32.839 10

Class = E1

Started: 0 Not Started: 0 Classified: 0 Not Classified: 0


Pos	Nbr	Name / Entrant	Car	Gap	Diff	Total time	Fastest	In
1	87	Stephane Rey (GB)	Lola MK 5 A	-- 12 laps --		25:44.282	2:07.198	12
2	80	Lee Mowle (GB)	Lotus 20/22	0.513	0.513	25:44.795	2:07.367	12
3	70	John Fyda (UK)	Brabham BT 6	26.708	26.195	26:10.990	2:08.408	4
4	56	Joao Paulo Campos Costa (PT)	Lola MK 5	35.321	8.613	26:19.603	2:09.656	10
5	74	Iain Rowley (GB)	Lola Mk5	1:01.402	26.081	26:45.684	2:11.829	12
6	72	Chris Chilcott (UK)	Brabham BT 2	1:12.743	11.341	26:57.025	2:10.586	11
7	127	Richard Wilson (GB)	Lotus 27	1:15.391	2.648	26:59.673	2:12.951	8
8	54	Martin Halusa (AUT)	Lotus 22	1:38.928	23.537	27:23.210	2:12.009	7
9	82	Andrew Garside (GB)	Lotus 20/22	1:44.156	5.228	27:28.438	2:11.402	5
10	190	Angelo Delea (CH) Angelo Delea	Brabham BT 16	2:14.864	30.708	27:59.146	2:16.275	11
11	73	Peter Anstiss (GB)	Lotus 20/22	2:20.596	5.732	28:04.878	2:16.609	2
12	71	Philippe Bonny (FR)	Brabham BT 2	-- 11 laps --		25:54.888	2:17.379	7
13	98	Chris Merrick (GB)	Cooper T2	16.880	16.880	26:11.768	2:20.709	5
14	183	Martin Walford (GB)	Lotus 22	-- 9 laps --		19:49.707	2:09.650	9
15	86	Steve Jones (GB)	Cooper T67	-- 8 laps --		17:35.813	2:09.541	8
16	58	Richard Smeeton (GT)	Wainer FJ	-- 4 laps --		9:16.185	2:10.710	3

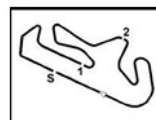
Fastest time : 2:07.198 in lap 12 by nbr. 87: Stephane Rey (Lda)

Publication-time

Results: <https://livetiming.raceresults.nu/autodromodoalgarve>

Timekeeping by :

Clerk of the Course	Steward	Timekeeper  Miguel C. Calado Gloria
---------------------	---------	---



Algarve Classic Festival 2017

Autodromo Int. Algarve

FORMULA JUNIOR
Laptimes - Race 1

26 - 29 October 2017
Autodromo Internacional Algarve - 4652 mtr.

Nbr	Name	Laps	lap	Lap ..1	Lap ..2	Lap ..3	Lap ..4	Lap ..5	Lap ..6	Lap ..7	Lap ..8	Lap ..9	Lap ..0
87	Stephane Rey	12	1 - 10	2:12.138	2:09.050	2:08.273	2:07.903	2:08.451	2:08.108	2:08.464	2:07.532	2:07.999	2:07.889
			11 - 20	2:11.277	2:07.198								
80	Lee Mow le	12	1 - 10	2:11.069	2:09.829	2:09.104	2:07.611	2:09.610	2:07.834	2:07.872	2:07.541	2:07.652	2:08.041
			11 - 20	2:11.265	2:07.367								
70	John Fyda	12	1 - 10	2:12.532	2:09.652	2:09.284	2:08.408	2:09.954	2:10.585	2:11.290	2:10.509	2:11.275	2:14.072
			11 - 20	2:10.933	2:12.496								
88	Lukas Halusa	12	1 - 10	2:18.980	2:13.106	2:11.441	2:10.734	2:11.387	2:10.910	2:11.080	2:10.397	2:10.448	2:09.746
			11 - 20	2:10.817	2:09.297								
56	Joao Paulo Campos Costa	12	1 - 10	2:18.371	2:11.265	2:10.807	2:10.942	2:11.256	2:12.604	2:12.297	2:10.254	2:10.474	2:09.656
			11 - 20	2:11.217	2:10.460								
74	Iain Row ley	12	1 - 10	2:21.896	2:15.895	2:13.986	2:12.066	2:11.849	2:12.124	2:12.069	2:13.922	2:12.677	2:14.038
			11 - 20	2:13.333	2:11.829								
72	Chris Chilcott	12	1 - 10	2:22.359	2:16.117	2:13.799	2:12.354	2:13.270	2:11.674	2:15.201	2:11.554	2:12.933	2:12.794
			11 - 20	2:10.586	2:24.384								
127	Richard Wilson	12	1 - 10	2:20.447	2:14.362	2:13.898	2:15.023	2:15.352	2:13.791	2:13.902	2:12.951	2:14.663	2:17.459
			11 - 20	2:13.776	2:14.049								
54	Martin Halusa	12	1 - 10	2:21.055	2:16.378	2:17.176	2:14.107	2:13.682	2:13.306	2:12.009	2:12.339	2:38.572	2:16.656
			11 - 20	2:15.417	2:12.513								
82	Andrew Garside	12	1 - 10	2:21.560	2:15.469	2:13.817	2:11.831	2:11.402	2:12.408	2:29.216	2:18.191	2:21.365	2:19.025
			11 - 20	2:15.265	2:18.889								
190	Angelo Delea	12	1 - 10	2:27.088	2:20.200	2:19.130	2:22.548	2:19.182	2:18.730	2:18.217	2:18.869	2:20.780	2:17.131
			11 - 20	2:16.275	2:20.996								
73	Peter Anstiss	12	1 - 10	2:24.750	2:16.609	2:17.000	2:18.388	2:20.568	2:20.114	2:18.805	2:19.926	2:22.277	2:21.108
			11 - 20	2:18.902	2:26.431								
71	Philippe Bonny	11	1 - 10	2:26.530	2:19.993	2:20.407	2:21.618	2:17.698	2:18.677	2:17.379	2:21.248	2:21.103	2:24.900
			11 - 20	2:25.335									
98	Chris Merrick	11	1 - 10	2:31.933	2:24.347	2:23.891	2:22.647	2:20.709	2:20.925	2:20.855	2:20.923	2:22.481	2:20.721
			11 - 20	2:22.336									
22	Robin Lackford	11	1 - 10	2:31.988	2:26.148	2:24.140	2:23.212	2:22.635	2:22.963	2:22.898	2:23.992	2:25.425	2:28.891
			11 - 20	2:24.942									
38	Pierre Guichard	11	1 - 10	2:32.517	2:26.475	2:25.577	2:23.414	2:23.715	2:24.196	2:24.444	2:25.556	2:25.904	2:24.563
			11 - 20	2:23.707									
31	Steve Futter	11	1 - 10	2:34.909	2:26.379	2:27.099	2:27.898	2:26.650	2:27.877	2:29.371	2:27.937	2:24.790	2:26.032
			11 - 20	2:26.995									
8	Larry Kinch	11	1 - 10	2:32.970	2:25.732	2:26.680	2:25.625	2:25.977	2:27.524	2:33.063	2:30.504	2:27.708	2:26.581

Algarve Classic Festival 2017

Autodromo Int. Algarve

FORMULA JUNIOR
Laptimes - Race 1

26 - 29 October 2017
Autodromo Internacional Algarve - 4652 mtr.

Nbr	Name	Laps	lap	Lap ..1	Lap ..2	Lap ..3	Lap ..4	Lap ..5	Lap ..6	Lap ..7	Lap ..8	Lap ..9	Lap ..0
			11 - 20	2:27.523									
27	Tom De Gres	11	1 - 10	2:41.872	2:30.889	2:32.094	2:31.803	2:31.878	2:31.372	2:33.387	2:31.823	2:32.814	2:28.561
			11 - 20	2:28.726									
90	Mark Haynes	11	1 - 10	2:41.649	2:34.798	2:32.438	2:31.998	2:30.306	2:34.047	2:33.405	2:33.356	2:34.056	2:34.173
			11 - 20	2:33.020									
3	M Ian Robinson	10	1 - 10	2:50.427	2:42.948	2:39.004	2:38.343	2:37.304	2:38.575	2:36.554	2:36.625	2:35.705	2:34.059
97	Hans Ciers	10	1 - 10	2:51.773	2:43.017	2:38.658	2:40.992	2:42.750	2:33.830	2:36.625	2:35.190	2:35.549	2:32.839
32	Gilbert Lenoir	10	1 - 10	2:50.644	2:47.338	2:42.524	2:46.714	2:49.268	2:46.478	2:47.842	2:46.586	2:45.451	2:46.389
183	Martin Walford	9	1 - 10	2:18.543	2:11.673	2:11.537	2:10.703	2:12.057	2:11.572	2:12.095	2:11.877	2:09.650	
86	Steve Jones	8	1 - 10	2:16.866	2:12.150	2:12.018	2:10.522	2:11.463	2:12.463	2:10.790	2:09.541		
17	Joao Pedro Campos Costa	6	1 - 10	2:45.340	3:06.159	5:49.451	2:37.411	2:31.540	3:18.106				
58	Richard Smeeton	4	1 - 10	2:18.981	2:12.284	2:10.710	2:30.652						

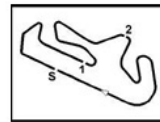
Algarve Classic Festival 2017

Autodromo Int. Algarve

FORMULA JUNIOR
Sector analyse - Race 1

26 - 29 October 2017
Autodromo Internacional Algarve - 4652 mtr.

Pos	Nbr	Name / Team name	Sector 1			Sector 2			Sector 3			Theoretical best	Actual best	In
			time	Lap	pos	time	Lap	pos	time	Lap	pos			
1	87	Stephane Rey (GB)	39.769	12	1							2:07.198	12	
2	80	Lee Mowle (GB)	39.793	9	2	40.159	7	1	46.381	12	1	2:06.333	2:07.367	12
3	70	John Fyda (UK)	40.509	5	5	40.852	3	3	46.695	2	2	2:08.056	2:08.408	4
4	88	Lukas Halusa (AUT)	40.763	11	6	40.856	12	4	47.121	12	3	2:08.740	2:09.297	12
5	56	Joao Paulo Campos Costa (PT)	40.473	11	4	41.023	8	6	47.648	12	7	2:09.144	2:09.656	10
6	74	Iain Rowley (GB)	41.369	12	11	42.085	7	12	47.854	11	8	2:11.308	2:11.829	12
7	72	Chris Chilcott (UK)	41.023	11	8	41.467	8	7	47.635	8	6	2:10.125	2:10.586	11
8	127	Richard Wilson (GB)	41.774	7	13	41.775	9	11	48.112	8	11	2:11.661	2:12.951	8
9	54	Martin Halusa (AUT)	41.342	9	10	40.956	9	5	48.091	8	10	2:10.389	2:12.009	7
10	82	Andrew Garside (GB)	41.473	4	12	41.472	5	8	48.300	5	12	2:11.245	2:11.402	5
11	190	Angelo Delea (CH)	43.251	7	15	43.068	11	13	48.980	10	13	2:15.299	2:16.275	11
12	73	Peter Anstiss (GB)	43.430	3	16	43.207	11	14	49.856	2	14	2:16.493	2:16.609	2
13	71	Philippe Bonny (FR)	42.817	5	14	43.792	8	15	50.111	7	15	2:16.720	2:17.379	7
14	98	Chris Merrick (GB)	44.186	7	17	44.635	11	16	50.669	11	16	2:19.490	2:20.709	5
15	22	Robin Lackford (GB)	45.531	6	19	45.224	5	17	51.701	7	17	2:22.456	2:22.635	5
16	38	Pierre Guichard (DK)	44.732	10	18	45.966	11	18	52.396	4	19	2:23.094	2:23.414	4
17	31	Steve Futter (GB)	45.853	9	20	46.443	2	20	52.235	10	18	2:24.531	2:24.790	9
18	8	Larry Kinch (C)	46.338	10	21	46.059	5	19	52.532	2	20	2:24.929	2:25.625	4
19	27	Tom De Gres (BE)	47.193	10	23	47.088	11	21	53.819	11	21	2:28.100	2:28.561	10
20	90	Mark Haynes (AUT)	47.351	5	24	48.412	7	23	54.406	5	22	2:30.169	2:30.306	5
21	3	M Ian Robinson (GB)	49.321	5	26	48.804	10	24	54.889	10	24	2:33.014	2:34.059	10
22	97	Hans Ciers (BE)	48.868	10	25	47.706	9	22	54.638	10	23	2:31.212	2:32.839	10
23	32	Gilbert Lenoir (FR)	49.702	4	27								2:42.524	3
24	183	Martin Walford (GB)	40.442	9	3	41.528	4	9	47.360	9	4	2:09.330	2:09.650	9
25	86	Steve Jones (GB)	40.875	9	7	40.714	8	2	47.506	7	5	2:09.095	2:09.541	8
26	17	Joao Pedro Campos Costa (PT)	46.863	2	22								2:31.540	5
27	58	Richard Smeeton (GT)	41.155	3	9	41.686	3	10	47.869	3	9	2:10.710	2:10.710	3



Algarve Classic Festival 2017

Autodromo Int. Algarve

FORMULA JUNIOR

26 - 29 October 2017

Laps and Sector Times - Race 1

Autodromo Internacional Algarve - 4652 mtr.

3 M Ian Robinson (GB)								Lola Mk2											
lap	Sect-1	Speed	Sect-2	Speed	Sect-3	Speed	TopSpeed	laptime	pit	lap	Sect-1	Speed	Sect-2	Speed	Sect-3	Speed	Topspeed	laptime	pit
1		103.1	51.626	91.5	58.105		114.6	2:50.427		6	49.729	<u>115.4</u>	52.434	<u>92.7</u>	56.412	<u>178.5</u>	177.3	2:38.575	
2	52.096	95.8	52.281	86.8	58.571	171.4	155.2	2:42.948		7	50.663	101.9	49.504	85.4	56.387	175.3	150.4	2:36.554	
3	51.318	93.8	50.053	90.8	57.633	167.7	165.1	2:39.004		8	50.388	87.7	50.363	84.1	55.874	174.2	169.0	2:36.625	
4	51.068	95.1	50.472	83.1	56.803	170.6	157.0	2:38.343		9	50.288	90.5	49.848	85.6	55.569	175.0	145.9	2:35.705	
5	<u>49.321</u>	104.0	51.367	87.0	56.616	174.2	<u>178.5</u>	2:37.304		10	50.366	93.8	<u>48.804</u>	91.5	<u>54.889</u>	173.4	150.6	<u>2:34.059</u>	

8 Larry Kinch (C)								Gemini MK2											
lap	Sect-1	Speed	Sect-2	Speed	Sect-3	Speed	TopSpeed	laptime	pit	lap	Sect-1	Speed	Sect-2	Speed	Sect-3	Speed	Topspeed	laptime	pit
1		105.8	46.507	<u>102.4</u>	53.027		126.6	2:32.970		7	48.917	125.6	48.303	83.7	55.843	169.3	160.2	2:33.063	
2	47.000	112.1	46.200	96.0	<u>52.532</u>	174.2	174.5	2:25.732		8	49.572	122.7	47.286	90.3	53.646	166.4	166.2	2:30.504	
3	46.718	116.9	46.173	90.3	53.789	<u>174.8</u>	173.4	2:26.680		9	47.444	127.1	46.351	100.4	53.913	170.1	166.4	2:27.708	
4	46.494	132.4	46.323	96.4	52.808	171.4	<u>182.7</u>	<u>2:25.625</u>		10	<u>46.338</u>	<u>132.8</u>	46.882	94.6	53.361	170.6	179.1	2:26.581	
5	46.534	124.6	<u>46.059</u>	94.2	53.384	171.2	180.9	2:25.977		11	47.324	129.5	47.080	90.0	53.119	170.6	180.0	2:27.523	
6	46.921	124.0	46.640	99.6	53.963	169.0	179.4	2:27.524		12									

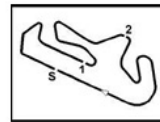
17 Joao Pedro Campos Costa (PT)								Scorpion FJ											
lap	Sect-1	Speed	Sect-2	Speed	Sect-3	Speed	TopSpeed	laptime	pit	lap	Sect-1	Speed	Sect-2	Speed	Sect-3	Speed	Topspeed	laptime	pit
1		112.4						2:45.340		4	47.800	111.5					166.2	2:37.411	
2	<u>46.863</u>	<u>119.9</u>				<u>166.7</u>		3:06.159		5	47.324	111.8					164.9	<u>2:31.540</u>	
3	Out	108.7	In		In			5:49.451 P		6	1:20.525	81.0					165.1	3:18.106	

22 Robin Lackford (GB)								Elva 100											
lap	Sect-1	Speed	Sect-2	Speed	Sect-3	Speed	TopSpeed	laptime	pit	lap	Sect-1	Speed	Sect-2	Speed	Sect-3	Speed	Topspeed	laptime	pit
1		125.4	46.353	91.8	53.474		126.5	2:31.988		7	45.700	122.7	45.497	94.7	<u>51.701</u>	166.7	177.9	2:22.898	
2	47.524	115.4	45.880	98.2	52.744	162.2	175.6	2:26.148		8	45.764	128.4	45.836	96.0	52.392	163.9	176.8	2:23.992	
3	46.049	119.3	45.964	94.3	52.127	166.9	<u>179.4</u>	2:24.140		9	47.127	100.7	46.378	93.2	51.920	159.5	173.6	2:25.425	
4	45.824	123.3	45.387	<u>99.3</u>	52.001	167.2	178.5	2:23.212		10	47.601	124.1	46.554	89.7	54.736	165.1	176.2	2:28.891	
5	45.612	<u>130.1</u>	<u>45.224</u>	95.0	51.799	<u>167.7</u>	178.8	<u>2:22.635</u>		11	46.999	127.7	45.424	98.6	52.519	164.1	156.1	2:24.942	
6	<u>45.531</u>	123.3	45.411	94.1	52.021	167.2	178.8	2:22.963		12									

27 Tom De Gres (BE)								Stanguellini FJ											
lap	Sect-1	Speed	Sect-2	Speed	Sect-3	Speed	TopSpeed	laptime	pit	lap	Sect-1	Speed	Sect-2	Speed	Sect-3	Speed	Topspeed	laptime	pit
1		104.2	49.103	86.3	55.783		133.7	2:41.872		7	49.340	93.6	49.811	88.5	54.236	165.1	163.9	2:33.387	
2	48.412	104.9	47.578	98.2	54.899	169.8	172.2	2:30.889		8	48.850	107.2	48.024	81.6	54.949	169.0	170.9	2:31.823	
3	49.063	99.7	48.455	93.2	54.576	167.2	169.3	2:32.094		9	49.432	107.7	47.996	89.5	55.386	166.2	148.8	2:32.814	
4	48.487	105.9	48.247	93.2	55.069	166.2	171.4	2:31.803		10	<u>47.193</u>	<u>122.6</u>	47.110	<u>98.5</u>	54.258	<u>171.2</u>	<u>173.4</u>	<u>2:28.561</u>	
5	49.107	105.1	47.721	89.9	55.050	166.2	171.4	2:31.878		11	47.819	112.3	<u>47.088</u>	95.4	<u>53.819</u>	169.0	172.2	2:28.726	
6	48.635	111.2	47.978	87.2	54.759	166.7	171.2	2:31.372		12									

31 Steve Futter (GB)								Lotus 18											
lap	Sect-1	Speed	Sect-2	Speed	Sect-3	Speed	TopSpeed	laptime	pit	lap	Sect-1	Speed	Sect-2	Speed	Sect-3	Speed	Topspeed	laptime	pit
1		105.5	46.820	89.0	53.534		133.5	2:34.909		7	46.792	114.3	49.187	88.7	53.392	176.5	173.6	2:29.371	
2	46.879	106.7	<u>46.443</u>	94.2	53.057	176.5	168.2	2:26.379		8	47.530	115.9	47.602	<u>94.9</u>	52.805	177.6	174.5	2:27.937	
3	46.657	114.5	47.024	<u>94.9</u>	53.418	<u>180.6</u>	176.5	2:27.099		9	<u>45.853</u>	<u>122.3</u>	46.492	93.4	52.445	177.9	177.0	<u>2:24.790</u>	
4	47.089	114.4	47.393	85.2	53.416	177.0	172.8	2:27.898		10	45.909	111.5	47.888	85.4	<u>52.235</u>	179.7	177.9	2:26.032	
5	46.350	117.9	47.009	94.7	53.291	177.3	175.9	2:26.650		11	46.415	119.7	47.447	86.2	53.133	179.4	<u>179.4</u>	2:26.995	
6	46.252	113.1	47.791	87.9	53.834	177.3	175.6	2:27.877		12									

32 Gilbert Lenoir (FR)								Elva 200											
lap	Sect-1	Speed	Sect-2	Speed	Sect-3	Speed	TopSpeed	laptime	pit	lap	Sect-1	Speed	Sect-2	Speed	Sect-3	Speed	Topspeed	laptime	pit
1		115.0						2:50.644		6	51.014	120.4					168.0	2:46.478	
2	52.513	94.3				165.9		2:47.338		7	52.752	120.5					166.2	2:47.842	
3	49.766	121.3				<u>172.0</u>		<u>2:42.524</u>		8	50.985	115.3					170.3	2:46.586	
4	<u>49.702</u>	131.7				169.8		2:46.714		9	50.770	<u>132.5</u>					171.2	2:45.451	
5	52.547	106.8				163.4		2:49.268		10	50.906	103.3					168.2	2:46.389	



Algarve Classic Festival 2017

Autodromo Int. Algarve

FORMULA JUNIOR

26 - 29 October 2017

Laps and Sector Times - Race 1

Autodromo Internacional Algarve - 4652 mtr.

38 Pierre Guichard (DK)									Faccioli FJ										
lap	Sect-1	Speed	Sect-2	Speed	Sect-3	Speed	TopSpeed	laptime	pit	lap	Sect-1	Speed	Sect-2	Speed	Sect-3	Speed	Topspeed	laptime	pit
1		110.7	46.556	95.5	53.496		135.7	2:32.517		7	45.583	124.0	46.102	93.7	52.759	172.2	186.9	2:24.444	
2	46.380	116.1	46.888	87.4	53.207	173.6	185.6	2:26.475		8	45.762	118.4	47.369	<u>96.1</u>	52.425	172.5	186.9	2:25.556	
3	45.699	114.4	46.530	92.6	53.348	<u>178.8</u>	<u>190.1</u>	2:25.577		9	45.465	115.6	47.296	93.6	53.143	173.9	185.9	2:25.904	
4	44.933	125.1	46.085	90.7	<u>52.396</u>	173.6	188.8	<u>2:23.414</u>		10	<u>44.732</u>	127.7	47.240	95.2	52.591	175.6	188.5	2:24.563	
5	45.141	123.4	46.037	92.7	52.537	175.9	180.3	2:23.715		11	45.306	<u>130.0</u>	<u>45.966</u>	93.1	52.435	175.6	178.5	2:23.707	
6	45.357	117.6	46.247	92.7	52.592	175.3	188.2	2:24.196		12									

54 Martin Halusa (AUT)									Lotus 22										
lap	Sect-1	Speed	Sect-2	Speed	Sect-3	Speed	TopSpeed	laptime	pit	lap	Sect-1	Speed	Sect-2	Speed	Sect-3	Speed	Topspeed	laptime	pit
1		121.8	43.361	99.0	49.390		135.8	2:21.055		7	41.416	<u>139.5</u>	42.231	92.9	48.362	193.5	208.9	<u>2:12.009</u>	
2	43.193	123.1	43.215	96.0	49.970	195.7	196.0	2:16.378		8	41.665	129.7	42.583	<u>104.9</u>	<u>48.091</u>	198.2	204.5	2:12.339	
3	44.638	123.1	43.102	90.2	49.436	196.4	191.5	2:17.176		9	<u>41.342</u>	138.5	<u>40.956</u>	102.3	1:16.274	<u>201.5</u>	<u>209.3</u>	2:38.572	
4	42.126	119.1	42.848	92.9	49.133	194.9	207.7	2:14.107		10	43.638	125.3	43.867	92.4	49.151	191.2	183.1	2:16.656	
5	42.583	119.6	42.734	100.1	48.365	195.3	207.3	2:13.682		11	43.377	114.4	43.259	94.0	48.781	196.4	195.7	2:15.417	
6	41.613	127.8	42.846	97.0	48.847	196.0	208.5	2:13.306		12	41.967	130.8	42.378	90.8	48.168	196.0	206.5	2:12.513	

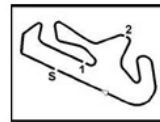
56 Joao Paulo Campos Costa (PT)									Lola MK 5										
lap	Sect-1	Speed	Sect-2	Speed	Sect-3	Speed	TopSpeed	laptime	pit	lap	Sect-1	Speed	Sect-2	Speed	Sect-3	Speed	Topspeed	laptime	pit
1		122.9	42.578	100.9	49.312		135.8	2:18.371		7	42.289	142.9	41.623	101.5	48.385	194.2	207.3	2:12.297	
2	41.027	131.7	41.929	98.8	48.309	192.5	206.1	2:11.265		8	41.307	143.8	<u>41.023</u>	95.4	47.924	196.0	207.3	2:10.254	
3	41.293	141.7	41.488	93.3	48.026	<u>197.8</u>	209.3	2:10.807		9	40.615	151.5	41.459	95.4	48.400	196.0	209.3	2:10.474	
4	41.267	143.0	41.390	89.5	48.285	193.9	208.1	2:10.942		10	40.529	147.1	41.285	98.7	47.842	196.0	207.7	<u>2:09.656</u>	
5	41.005	140.3	41.280	95.6	48.971	194.2	207.3	2:11.256		11	<u>40.473</u>	<u>154.7</u>	41.750	100.3	48.994	196.4	<u>209.7</u>	2:11.217	
6	41.157	149.2	42.948	94.6	48.499	194.2	208.9	2:12.604		12	41.565	140.8	41.247	<u>102.1</u>	<u>47.648</u>	192.2	194.9	2:10.460	

58 Richard Smeeton (GT)									Wainer FJ										
lap	Sect-1	Speed	Sect-2	Speed	Sect-3	Speed	TopSpeed	laptime	pit	lap	Sect-1	Speed	Sect-2	Speed	Sect-3	Speed	Topspeed	laptime	pit
1		119.7	42.814	93.3	49.025		123.3	2:18.981		3	<u>41.155</u>	122.7	<u>41.686</u>	93.3	<u>47.869</u>	<u>195.3</u>	<u>210.9</u>	<u>2:10.710</u>	
2	41.770	124.1	41.838	<u>98.3</u>	48.676	192.2	204.9	2:12.284		4	41.659	<u>129.8</u>	42.255	89.8	48.168	196.0	210.1	2:30.652	

70 John Fyda (UK)									Brabham BT6										
lap	Sect-1	Speed	Sect-2	Speed	Sect-3	Speed	TopSpeed	laptime	pit	lap	Sect-1	Speed	Sect-2	Speed	Sect-3	Speed	Topspeed	laptime	pit
1		128.3	41.432	104.4	47.241		128.9	2:12.532		7	40.688	141.5	42.125	105.0	48.477	201.9	212.2	2:11.290	
2	41.809	129.8	41.148	94.2	<u>46.695</u>	<u>203.0</u>	204.2	2:09.652		8	41.703	137.4	41.765	94.7	47.041	198.2	211.8	2:10.509	
3	41.002	125.0	<u>40.852</u>	93.4	47.430	202.2	200.4	2:09.284		9	41.279	146.5	42.295	87.7	47.701	202.6	<u>216.0</u>	2:11.275	
4	40.780	145.2	40.865	81.9	46.763	200.0	212.6	<u>2:08.408</u>		10	43.428	130.4	42.261	90.5	48.383	199.6	208.9	2:14.072	
5	<u>40.509</u>	135.3	41.745	99.3	47.700	200.7	211.4	2:09.954		11	40.836	138.1	41.921	106.0	48.176	198.5	211.4	2:10.933	
6	42.185	147.1	40.883	<u>117.8</u>	47.517	198.2	213.0	2:10.585		12	41.667	<u>152.5</u>	42.783	92.7	48.046	200.7	197.4	2:12.496	

71 Philippe Bonny (FR)									Brabham BT2										
lap	Sect-1	Speed	Sect-2	Speed	Sect-3	Speed	TopSpeed	laptime	pit	lap	Sect-1	Speed	Sect-2	Speed	Sect-3	Speed	Topspeed	laptime	pit
1		124.3	44.586	<u>96.7</u>	50.967		135.8	2:26.530		7	42.857	123.4	44.411	91.8	<u>50.111</u>	184.3	200.7	<u>2:17.379</u>	
2	44.177	124.4	44.334	89.5	51.482	189.5	<u>204.2</u>	2:19.993		8	44.487	129.0	<u>43.792</u>	91.6	52.969	188.5	196.4	2:21.248	
3	43.258	129.2	44.659	84.9	52.490	185.2	200.0	2:20.407		9	44.584	115.3	44.893	88.7	51.626	183.4	195.3	2:21.103	
4	45.849	116.8	44.948	85.9	50.821	184.3	197.1	2:21.618		10	42.885	140.1	48.186	93.7	53.829	185.9	195.3	2:24.900	
5	<u>42.817</u>	<u>140.8</u>	44.014	90.2	50.867	187.5	197.4	2:17.698		11	44.683	121.3	47.405	95.2	53.247	186.5	193.9	2:25.335	
6	43.295	133.3	44.525	88.8	50.857	<u>190.5</u>	202.2	2:18.677		12									

72 Chris Chilcott (UK)									Brabham BT2										
lap	Sect-1	Speed	Sect-2	Speed	Sect-3	Speed	TopSpeed	laptime	pit	lap	Sect-1	Speed	Sect-2	Speed	Sect-3	Speed	Topspeed	laptime	pit
1		130.0	43.895	96.1	49.023		132.2	2:22.359		7	42.459	146.3	43.047	97.7	49.695	190.8	204.5	2:15.201	
2	43.313	119.5	43.722	94.2	49.082	193.2	204.5	2:16.117		8	42.452	<u>147.1</u>	<u>41.467</u>	96.6	<u>47.635</u>	192.5	205.7	2:11.554	
3	42.916	125.6	42.143	97.9	48.740	<u>196.7</u>	206.5	2:13.799		9	42.107	145.2	41.894	<u>102.1</u>	48.932	193.2	205.7	2:12.933	
4	41.968	128.0	42.401	98.8	47.985	195.7	208.9	2:12.354		10	41.865	138.6	42.051	99.5	48.878	193.2	206.9	2:12.794	
5	43.000	134.2	42.011	98.2	48.259	196.0	207.7	2:13.270		11	<u>41.023</u>	140.3	41.660	99.9	47.903	193.2	206.1	<u>2:10.586</u>	
6	41.396	136.5	41.956	101.5	48.322	195.3	<u>209.3</u>	2:11.674		12	41.824	135.8	54.307	95.5	48.253	192.2	205.7	2:24.384	



Algarve Classic Festival 2017

Autodromo Int. Algarve

FORMULA JUNIOR

26 - 29 October 2017

Laps and Sector Times - Race 1

Autodromo Internacional Algarve - 4652 mtr.

73 Peter Anstiss (GB)									Lotus 20/22										
lap	Sect-1	Speed	Sect-2	Speed	Sect-3	Speed	TopSpeed	laptime	pit	lap	Sect-1	Speed	Sect-2	Speed	Sect-3	Speed	Topspeed	laptime	pit
1		127.5	44.706	90.5	50.157		135.8	2:24.750		7	43.877	129.3	44.536	90.0	50.392	184.6	196.0	2:18.805	
2	43.487	<u>138.5</u>	43.266	<u>98.3</u>	<u>49.856</u>	183.7	193.9	<u>2:16.609</u>		8	44.106	121.2	44.990	87.4	50.830	182.1	196.7	2:19.926	
3	<u>43.430</u>	130.6	43.703	96.9	49.867	<u>185.2</u>	<u>198.5</u>	2:17.000		9	44.800	107.8	46.610	82.8	50.867	182.7	195.3	2:22.277	
4	43.497	129.3	44.149	87.1	50.742	181.5	198.2	2:18.388		10	45.107	128.4	45.379	81.6	50.622	179.7	188.2	2:21.108	
5	44.165	122.9	44.912	85.6	51.491	181.5	196.4	2:20.568		11	44.574	129.7	<u>43.207</u>	89.2	51.121	178.2	183.7	2:18.902	
6	44.240	121.6	45.209	79.9	50.665	181.5	195.3	2:20.114		12	46.462	121.2	47.591	81.9	52.378	178.5	176.5	2:26.431	

74 Iain Rowley (GB)									Lola Mk5										
lap	Sect-1	Speed	Sect-2	Speed	Sect-3	Speed	TopSpeed	laptime	pit	lap	Sect-1	Speed	Sect-2	Speed	Sect-3	Speed	Topspeed	laptime	pit
1		122.2	43.479	94.1	49.047		135.5	2:21.896		7	41.409	131.1	<u>42.085</u>	95.1	48.575	191.5	205.3	2:12.069	
2	43.021	122.7	44.123	96.5	48.751	193.9	205.3	2:15.895		8	42.103	127.8	42.951	93.5	48.868	191.2	203.8	2:13.922	
3	42.666	125.4	42.721	<u>99.4</u>	48.599	<u>194.9</u>	<u>209.3</u>	2:13.986		9	42.039	128.0	42.439	94.2	48.199	191.5	203.4	2:12.677	
4	41.813	133.2	42.192	98.1	48.061	191.2	206.5	2:12.066		10	42.652	130.1	42.799	92.9	48.587	191.5	194.6	2:14.038	
5	41.602	131.4	42.331	86.3	47.916	193.9	205.3	2:11.849		11	42.245	<u>149.0</u>	43.234	94.7	<u>47.854</u>	191.8	205.3	2:13.333	
6	41.860	142.5	42.122	98.6	48.142	193.5	205.7	2:12.124		12	<u>41.369</u>	130.3	42.575	93.4	47.885	193.9	204.9	<u>2:11.829</u>	

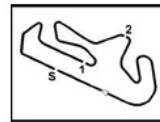
80 Lee Mowle (GB)									Lotus 20/22										
lap	Sect-1	Speed	Sect-2	Speed	Sect-3	Speed	TopSpeed	laptime	pit	lap	Sect-1	Speed	Sect-2	Speed	Sect-3	Speed	Topspeed	laptime	pit
1		132.7	41.084	<u>101.8</u>	47.212		120.5	2:11.069		7	40.689	148.4	<u>40.159</u>	95.7	47.024	200.7	<u>214.7</u>	2:07.872	
2	41.196	138.1	41.020	98.7	47.613	195.7	207.3	2:09.829		8	39.868	<u>153.6</u>	41.223	89.9	46.450	200.4	213.4	2:07.541	
3	41.061	142.9	40.943	98.1	47.100	196.7	208.5	2:09.104		9	<u>39.793</u>	146.1	40.531	92.3	47.328	201.5	<u>214.7</u>	2:07.652	
4	40.102	145.9	40.757	91.3	46.752	198.9	212.6	2:07.611		10	40.787	143.6	40.461	91.9	46.793	202.6	<u>214.7</u>	2:08.041	
5	40.834	144.8	40.796	94.7	47.980	201.9	<u>214.7</u>	2:09.610		11	43.147	147.9	41.589	90.9	46.529	202.2	186.2	2:11.265	
6	40.343	149.4	40.337	94.8	47.154	193.2	210.1	2:07.834		12	40.099	153.2	40.887	93.4	<u>46.381</u>	202.2	197.1	<u>2:07.367</u>	

82 Andrew Garside (GB)									Lotus 20/22										
lap	Sect-1	Speed	Sect-2	Speed	Sect-3	Speed	TopSpeed	laptime	pit	lap	Sect-1	Speed	Sect-2	Speed	Sect-3	Speed	Topspeed	laptime	pit
1		130.8	41.935	105.2	54.254		132.2	2:21.560		7	41.490	<u>144.0</u>	41.569	103.8	1:06.157	193.5	<u>207.3</u>	2:29.216	
2	43.257	123.0	43.231	103.2	48.981	177.3	201.9	2:15.469		8	43.177	133.0	44.319	91.5	50.695	189.8	183.1	2:18.191	
3	41.678	135.2	43.559	104.7	48.580	<u>196.0</u>	194.9	2:13.817		9	44.446	127.5	45.002	85.9	51.917	184.0	178.2	2:21.365	
4	<u>41.473</u>	141.0	42.031	99.4	48.327	194.9	205.3	2:11.831		10	44.974	132.8	43.692	96.3	50.359	192.5	167.4	2:19.025	
5	41.630	134.5	<u>41.472</u>	104.1	<u>48.300</u>	194.9	196.4	<u>2:11.402</u>		11	43.128	128.9	42.972	97.9	49.165	194.2	169.5	2:15.265	
6	41.951	138.6	41.657	<u>110.1</u>	48.800	195.3	194.9	2:12.408		12	42.479	138.1	44.724	102.4	51.686	<u>196.0</u>	193.5	2:18.889	

86 Steve Jones (GB)									Cooper T67										
lap	Sect-1	Speed	Sect-2	Speed	Sect-3	Speed	TopSpeed	laptime	pit	lap	Sect-1	Speed	Sect-2	Speed	Sect-3	Speed	Topspeed	laptime	pit
1		118.0	42.687	102.1	48.610		127.7	2:16.866		5	41.843	135.5	40.942	97.9	48.678	184.6	202.6	2:11.463	
2	41.944	127.5	42.046	102.6	48.160	191.5	204.2	2:12.150		6	41.501	138.8	42.742	100.7	48.220	194.9	207.3	2:12.463	
3	42.280	125.6	41.985	96.1	47.753	193.5	206.1	2:12.018		7	42.179	133.2	41.105	101.7	<u>47.506</u>	193.9	208.1	2:10.790	
4	41.582	132.0	41.322	88.7	47.618	194.2	<u>208.5</u>	2:10.522		8	41.300	143.8	<u>40.714</u>	<u>105.6</u>	47.527	<u>196.7</u>	203.0	<u>2:09.541</u>	

87 Stephane Rey (GB)									Lola MK 5 A										
lap	Sect-1	Speed	Sect-2	Speed	Sect-3	Speed	TopSpeed	laptime	pit	lap	Sect-1	Speed	Sect-2	Speed	Sect-3	Speed	Topspeed	laptime	pit
1		134.5						2:12.138		7	40.991	143.6					198.5		2:08.464
2	40.943	136.7				197.1		2:09.050		8	39.864	151.5					198.9		2:07.532
3	40.362	145.7				<u>201.1</u>		2:08.273		9	39.990	149.0					197.8		2:07.999
4	40.210	145.2				198.2		2:07.903		10	40.529	151.7					199.3		2:07.889
5	40.133	147.9				197.8		2:08.451		11	43.176	<u>154.3</u>					198.5		2:11.277
6	40.262	143.8				198.2		2:08.108		12	<u>39.769</u>	145.6					198.2		<u>2:07.198</u>

88 Lukas Halusa (AUT)									Lotus 20										
lap	Sect-1	Speed	Sect-2	Speed	Sect-3	Speed	TopSpeed	laptime	pit	lap	Sect-1	Speed	Sect-2	Speed	Sect-3	Speed	Topspeed	laptime	pit
1		120.8	42.774	98.2	49.319		126.3	2:18.980		7	42.009	125.3	41.139	100.1	47.932	<u>201.1</u>	204.5	2:11.080	
2	42.715	122.9	41.864	98.5	48.527	189.8	193.5	2:13.106		8	41.710	130.0	40.877	93.3	47.810	198.9	206.9	2:10.397	
3	41.593	121.5	41.554	92.4	48.294	193.9	209.3	2:11.441		9	40.915	133.8	41.465	96.5	48.068	197.8	204.2	2:10.448	



Algarve Classic Festival 2017

Autodromo Int. Algarve

FORMULA JUNIOR

26 - 29 October 2017

Laps and Sector Times - Race 1

Autodromo Internacional Algarve - 4652 mtr.

4	41.376	126.0	41.300	93.5	48.058	192.5	<u>210.9</u>	2: 10.734	10	41.006	132.4	41.092	96.6	47.648	194.9	208.5	2: 09.746
5	41.362	126.2	41.172	101.1	48.853	192.5	204.5	2: 11.387	11	<u>40.763</u>	<u>139.5</u>	41.597	95.4	48.457	198.5	205.7	2: 10.817
6	40.857	128.3	42.325	96.7	47.728	193.9	210.5	2: 10.910	12	41.320	136.9	<u>40.856</u>	<u>110.0</u>	<u>47.121</u>	193.2	200.4	<u>2: 09.297</u>

90 Mark Haynes (AUT)									Nota FJ								
lap	Sect-1	Speed	Sect-2	Speed	Sect-3	Speed	TopSpeed	laptime pit	lap	Sect-1	Speed	Sect-2	Speed	Sect-3	Speed	Topspeed	laptime pit
1		97.6	49.778	86.1	55.674		132.8	2: 41.649	7	49.630	111.6	<u>48.412</u>	86.9	55.363	165.6	164.6	2: 33.405
2	49.262	105.6	49.756	81.4	55.780	166.7	173.4	2: 34.798	8	47.534	<u>118.0</u>	48.987	80.7	56.835	164.9	166.9	2: 33.356
3	47.979	104.2	48.883	<u>92.3</u>	55.576	165.6	174.2	2: 32.438	9	49.510	116.1	49.307	88.7	55.239	165.4	153.0	2: 34.056
4	48.027	107.8	48.857	88.4	55.114	164.9	175.0	2: 31.998	10	49.180	111.9	48.874	90.8	56.119	165.6	154.1	2: 34.173
5	<u>47.351</u>	108.9	48.549	89.9	<u>54.406</u>	167.4	<u>178.5</u>	<u>2: 30.306</u>	11	48.213	115.9	49.134	90.3	55.673	166.9	164.4	2: 33.020
6	49.261	111.8	49.764	85.4	55.022	<u>168.5</u>	169.3	2: 34.047	12								

97 Hans Ciers (BE)									Lotus 20								
lap	Sect-1	Speed	Sect-2	Speed	Sect-3	Speed	TopSpeed	laptime pit	lap	Sect-1	Speed	Sect-2	Speed	Sect-3	Speed	Topspeed	laptime pit
1		111.6	52.791	89.9	58.536		106.3	2: 51.773	6	49.422	111.1	48.685	92.0	55.723	162.4	149.2	2: 33.830
2	52.167	94.4	52.919	84.9	57.931	159.3	153.6	2: 43.017	7	49.150	102.5	48.975	96.8	58.500	163.1	156.3	2: 36.625
3	50.661	93.8	50.681	88.8	57.316	165.9	<u>157.2</u>	2: 38.658	8	50.964	95.3	48.918	92.7	55.308	166.4	154.3	2: 35.190
4	50.696	93.2	50.562	84.6	59.734	164.9	151.7	2: 40.992	9	52.702	<u>113.0</u>	<u>47.706</u>	<u>98.2</u>	55.141	<u>173.9</u>	147.7	2: 35.549
5	52.401	96.2	50.795	82.0	59.554	157.2	144.4	2: 42.750	10	<u>48.868</u>	107.4	49.333	92.2	<u>54.638</u>	165.1	148.6	<u>2: 32.839</u>

98 Chris Merrick (GB)									Cooper T2								
lap	Sect-1	Speed	Sect-2	Speed	Sect-3	Speed	TopSpeed	laptime pit	lap	Sect-1	Speed	Sect-2	Speed	Sect-3	Speed	Topspeed	laptime pit
1		117.3	46.395	95.2	52.627		150.6	2: 31.933	7	<u>44.186</u>	132.4	45.903	92.8	50.766	184.0	189.1	2: 20.855
2	45.776	115.1	46.299	90.1	52.272	182.4	175.9	2: 24.347	8	45.185	133.3	45.036	<u>97.4</u>	50.702	183.4	180.0	2: 20.923
3	45.005	131.2	47.139	91.5	51.747	183.4	184.9	2: 23.891	9	44.833	116.4	45.418	95.8	52.230	<u>184.6</u>	187.5	2: 22.481
4	44.950	125.1	46.509	88.5	51.188	181.5	178.8	2: 22.647	10	44.609	<u>138.1</u>	44.879	95.5	51.233	183.4	<u>192.2</u>	2: 20.721
5	44.211	125.1	45.391	92.2	51.107	182.4	180.6	<u>2: 20.709</u>	11	47.032	129.3	<u>44.635</u>	91.3	<u>50.669</u>	183.7	165.9	2: 22.336
6	44.976	125.4	45.066	93.5	50.883	182.1	184.6	2: 20.925	12								

127 Richard Wilson (GB)									Lotus 27								
lap	Sect-1	Speed	Sect-2	Speed	Sect-3	Speed	TopSpeed	laptime pit	lap	Sect-1	Speed	Sect-2	Speed	Sect-3	Speed	Topspeed	laptime pit
1		123.1	43.212	<u>105.8</u>	49.607		131.2	2: 20.447	7	<u>41.774</u>	<u>150.0</u>	42.896	96.4	49.232	188.5	201.5	2: 13.902
2	42.493	125.4	42.546	104.4	49.323	190.8	<u>204.2</u>	2: 14.362	8	42.449	135.3	42.390	103.6	<u>48.112</u>	188.2	198.5	<u>2: 12.951</u>
3	42.039	130.6	42.609	100.3	49.250	190.8	201.9	2: 13.898	9	42.085	135.7	<u>41.775</u>	102.7	50.803	<u>191.2</u>	199.6	2: 14.663
4	42.114	133.0	42.952	95.2	49.957	186.9	199.3	2: 15.023	10	44.769	139.7	42.886	100.8	49.804	185.9	196.4	2: 17.459
5	43.270	133.8	42.445	97.2	49.637	186.5	197.8	2: 15.352	11	42.266	143.8	42.700	95.8	48.810	186.9	192.5	2: 13.776
6	42.165	128.9	43.007	95.2	48.619	190.5	202.6	2: 13.791	12	43.002	141.9	42.152	104.5	48.895	177.3	196.0	2: 14.049

183 Martin Walford (GB)									Lotus 22								
lap	Sect-1	Speed	Sect-2	Speed	Sect-3	Speed	TopSpeed	laptime pit	lap	Sect-1	Speed	Sect-2	Speed	Sect-3	Speed	Topspeed	laptime pit
1		120.5	42.451	<u>102.9</u>	49.918		132.7	2: 18.543	6	41.350	136.5	42.511	96.9	47.711	194.6	209.3	2: 11.572
2	41.909	131.7	41.749	98.5	48.015	186.9	200.7	2: 11.673	7	42.060	129.5	42.209	99.9	47.826	<u>197.4</u>	<u>210.1</u>	2: 12.095
3	41.737	126.2	41.749	98.5	48.051	197.1	208.9	2: 11.537	8	42.594	131.5	41.822	97.6	47.461	<u>197.4</u>	207.3	2: 11.877
4	41.560	135.7	<u>41.528</u>	94.7	47.615	194.2	208.5	2: 10.703	9	<u>40.442</u>	<u>143.0</u>	41.848	100.0	<u>47.360</u>	196.0	208.5	<u>2: 09.650</u>
5	41.503	135.7	41.682	97.2	48.872	194.6	200.0	2: 12.057	10								

190 Angelo Delea(CH)									Brabham BT 16								
lap	Sect-1	Speed	Sect-2	Speed	Sect-3	Speed	TopSpeed	laptime pit	lap	Sect-1	Speed	Sect-2	Speed	Sect-3	Speed	Topspeed	laptime pit
1		131.2	44.545	99.3	50.931		130.0	2: 27.088	7	<u>43.251</u>	147.1	45.353	97.1	49.613	179.4	187.2	2: 18.217
2	44.229	136.4	45.738	93.2	50.233	178.8	188.5	2: 20.200	8	44.815	<u>151.0</u>	44.077	95.9	49.977	178.5	185.2	2: 18.869
3	44.102	147.3	44.440	91.9	50.588	181.8	<u>190.5</u>	2: 19.130	9	44.553	121.6	44.977	91.5	51.250	181.5	188.2	2: 20.780
4	45.149	145.6	44.943	91.9	52.456	177.6	185.9	2: 22.548	10	43.680	149.0	44.471	90.0	<u>48.980</u>	178.5	181.8	2: 17.131
5	44.912	146.7	44.787	97.3	49.483	177.3	187.8	2: 19.182	11	43.438	147.9	<u>43.068</u>	104.3	49.769	<u>182.1</u>	187.5	<u>2: 16.275</u>
6	43.928	142.3	44.622	93.7	50.180	181.2	<u>190.5</u>	2: 18.730	12	44.808	145.7	46.958	<u>106.2</u>	49.230	179.1	185.9	2: 20.996

Algarve Classic Festival 2017

Autodromo Int. Algarve

FORMULA JUNIOR

Lap Chart - Race 1

26 - 29 October 2017
Autodromo Internacional Algarve - 4652 mtr.

Lap 1			Lap 2			Lap 3			Lap 4			Lap 5			Lap 6			Lap 7			Lap 8			Lap 9		
Nr.	Behind	Laptime	Nr.	Behind	Laptime	Nr.	Behind	Laptime	Nr.	Behind	Laptime	Nr.	Behind	Laptime	Nr.	Behind	Laptime	Nr.	Behind	Laptime	Nr.	Behind	Laptime	Nr.	Behind	Laptime
80		2:11.069	80		2:09.829	87		2:08.273	87		2:07.903	87		2:08.451	87		2:08.108	87		2:08.464	87		2:07.532	87		2:07.999
87	1.069	2:12.138	87	0.290	2:09.050	80	0.541	2:09.104	80	0.249	2:07.611	80	1.408	2:09.610	80	1.134	2:07.834	80	0.542	2:07.872	80	0.551	2:07.541	22	1 LAP	2:23.992
70	1.463	2:12.532	70	1.286	2:09.652	70	2.007	2:09.284	70	2.512	2:08.408	70	4.015	2:09.954	70	6.492	2:10.585	70	9.318	2:11.290	70	1 LAP	2:33.063	80	0.204	2:07.652
86	5.797	2:16.866	86	8.118	2:12.150	56	10.982	2:10.807	56	14.021	2:10.942	3	1 LAP	2:38.343	56	21.322	2:12.604	27	1 LAP	2:31.372	31	1 LAP	2:29.371	38	1 LAP	2:25.556
56	7.302	2:18.371	56	8.738	2:11.265	86	11.573	2:12.018	86	14.192	2:10.522	97	1 LAP	2:40.992	86	21.559	2:12.463	90	1 LAP	2:34.047	70	12.295	2:10.509	32	2 LAPS	2:47.842
183	7.474	2:18.543	183	9.318	2:11.673	183	12.292	2:11.537	183	15.092	2:10.703	56	16.826	2:11.256	183	22.162	2:11.572	86	23.885	2:10.790	86	25.894	2:09.541	70	15.571	2:11.275
88	7.911	2:18.980	58	10.367	2:12.284	58	12.514	2:10.710	88	16.897	2:10.734	86	17.204	2:11.463	88	22.635	2:10.910	56	25.155	2:12.297	56	27.877	2:10.254	8	1 LAP	2:30.504
58	7.912	2:18.981	88	11.188	2:13.106	88	14.066	2:11.441	82	25.313	2:11.831	183	18.698	2:12.057	82	32.564	2:12.408	88	25.251	2:11.080	88	28.116	2:10.397	31	1 LAP	2:27.937
127	9.378	2:20.447	127	13.911	2:14.362	127	19.246	2:13.898	127	26.366	2:15.023	88	19.833	2:11.387	74	33.893	2:12.124	183	25.793	2:12.095	183	30.138	2:11.877	56	30.352	2:10.474
54	9.986	2:21.055	82	16.131	2:15.469	82	21.385	2:13.817	74	26.479	2:12.066	32	1 LAP	2:46.714	3	1 LAP	2:37.304	74	37.498	2:12.069	27	1 LAP	2:33.387	88	30.565	2:10.448
82	10.491	2:21.560	54	16.535	2:16.378	74	22.316	2:13.986	72	27.265	2:12.354	82	28.264	2:11.402	72	35.650	2:11.674	72	42.387	2:15.201	74	43.888	2:13.922	183	31.789	2:09.650
74	10.827	2:21.896	74	16.893	2:15.895	72	22.814	2:13.799	54	31.352	2:14.107	74	29.877	2:11.849	127	38.950	2:13.791	127	44.388	2:13.902	72	46.409	2:11.554	74	48.566	2:12.677
72	11.290	2:22.359	72	17.578	2:16.117	54	25.148	2:17.176	58	35.263	2:30.652	72	32.084	2:13.270	54	41.781	2:13.306	54	45.326	2:12.009	90	1 LAP	2:33.405	17	3 LAPS	3:18.106
73	13.681	2:24.750	73	20.461	2:16.609	73	28.898	2:17.000	73	39.383	2:18.388	127	33.267	2:15.352	97	1 LAP	2:42.750	82	53.316	2:29.216	127	49.807	2:12.951	72	51.343	2:12.933
71	15.461	2:26.530	71	25.625	2:19.993	190	36.957	2:19.130	71	51.184	2:21.618	54	36.583	2:13.682	32	1 LAP	2:49.268	3	1 LAP	2:38.575	54	50.133	2:12.339	127	56.471	2:14.663
190	16.019	2:27.088	190	26.390	2:20.200	71	37.469	2:20.407	190	51.602	2:22.548	73	51.500	2:20.568	73	1:03.506	2:20.114	97	1 LAP	2:33.830	82	1:03.975	2:18.191	27	1 LAP	2:31.823
98	20.864	2:31.933	98	35.382	2:24.347	98	50.710	2:23.891	98	1:05.454	2:22.647	17	2 LAPS	5:49.451	71	1:11.000	2:18.677	73	1:13.847	2:18.805	73	1:26.241	2:19.926	90	1 LAP	2:33.356
22	20.919	2:31.988	22	37.238	2:26.148	22	52.815	2:24.140	22	1:08.124	2:23.212	71	1:00.431	2:17.698	190	1:12.955	2:18.730	71	1:19.915	2:17.379	3	1 LAP	2:36.554	82	1:17.341	2:21.365
38	21.448	2:32.517	8	37.804	2:25.732	38	55.108	2:25.577	38	1:10.619	2:23.414	190	1:02.333	2:19.182	17	2 LAPS	2:37.411	190	1:22.708	2:18.217	71	1:33.631	2:21.248	54	1:20.706	2:38.572
8	21.901	2:32.970	38	38.094	2:26.475	8	55.921	2:26.680	8	1:13.643	2:25.625	98	1:17.712	2:20.709	98	1:30.529	2:20.925	32	1 LAP	2:46.478	190	1:34.045	2:18.869	73	1:40.519	2:22.277
31	23.840	2:34.909	31	40.390	2:26.379	31	58.926	2:27.099	31	1:18.921	2:27.898	22	1:22.308	2:22.635	22	1:37.163	2:22.963	98	1:42.920	2:20.855	97	1 LAP	2:36.625	71	1:46.735	2:21.103
90	30.580	2:41.649	27	51.863	2:30.889	27	1:15.394	2:32.094	27	1:39.294	2:31.803	38	1:25.883	2:23.715	38	1:41.971	2:24.196	17	2 LAPS	2:31.540	98	1:56.311	2:20.923	190	1:46.826	2:20.780
27	30.803	2:41.872	90	55.549	2:34.798	90	1:19.424	2:32.438	90	1:43.519	2:31.998	8	1:31.169	2:25.977	8	1:50.585	2:27.524	22	1:51.597	2:22.898				3	1 LAP	2:36.625
17	34.271	2:45.340	3	1:12.477	2:42.948	3	1:42.918	2:39.004				31	1:37.120	2:26.650	31	1:56.889	2:27.877	38	1:57.951	2:24.444				97	1 LAP	2:35.190

Algarve Classic Festival 2017

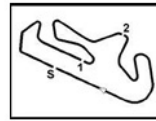
Autodromo Int. Algarve

FORMULA JUNIOR

Lap Chart - Race 1

26 - 29 October 2017
Autodromo Internacional Algarve - 4652 mtr.

Lap 10			Lap 11			Lap 12		
Nr.	Behind	Laptime	Nr.	Behind	Laptime	Nr.	Behind	Laptime
87		2:07.889	87		2:11.277	87		2:07.198
80	0.356	2:08.041	80	0.344	2:11.265	80	0.513	2:07.367
98	1 LAP	2:22.481	98	1 LAP	2:20.721	71	1 LAP	2:25.335
22	1 LAP	2:25.425	3	2 LAPS	2:35.705	70	26.708	2:12.496
70	21.754	2:14.072	97	2 LAPS	2:35.549	98	1 LAP	2:22.336
38	1 LAP	2:25.904	70	21.410	2:10.933	88	34.061	2:09.297
56	32.119	2:09.656	88	31.962	2:10.817	56	35.321	2:10.460
88	32.422	2:09.746	56	32.059	2:11.217	3	2 LAPS	2:34.059
31	1 LAP	2:24.790	22	1 LAP	2:28.891	97	2 LAPS	2:32.839
8	1 LAP	2:27.708	38	1 LAP	2:24.563	22	1 LAP	2:24.942
32	2 LAPS	2:46.586	72	55.557	2:10.586	38	1 LAP	2:23.707
74	54.715	2:14.038	74	56.771	2:13.333	74	1:01.402	2:11.829
72	56.248	2:12.794	31	1 LAP	2:26.032	72	1:12.743	2:24.384
127	1:06.041	2:17.459	8	1 LAP	2:26.581	127	1:15.391	2:14.049
82	1:28.477	2:19.025	127	1:08.540	2:13.776	31	1 LAP	2:26.995
54	1:29.473	2:16.656	32	2 LAPS	2:45.451	8	1 LAP	2:27.523
27	1 LAP	2:32.814	82	1:32.465	2:15.265	54	1:38.928	2:12.513
90	1 LAP	2:34.056	54	1:33.613	2:15.417	82	1:44.156	2:18.889
73	1:53.738	2:21.108	27	1 LAP	2:28.561	32	2 LAPS	2:46.389
190	1:56.068	2:17.131	190	2:01.066	2:16.275	27	1 LAP	2:28.726
71	2:03.746	2:24.900	73	2:01.363	2:18.902	190	2:14.864	2:20.996
			90	1 LAP	2:34.173	73	2:20.596	2:26.431
						90	1 LAP	2:33.020



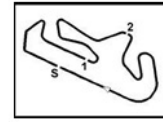
Algarve Classic Festival 2017
Autodromo Int. Algarve

FORMULA JUNIOR
Lap Chart - Race 1

26 - 29 October 2017
Autodromo Internacional Algarve - 4652 mtr.

Lap 10		Lap 11		Lap 12	
Nr.	Behind	Laptime	Nr.	Behind	Laptime





Algarve Classic Festival 2017

Autodromo Int. Algarve

26 - 29 October 2017

Autodromo Internacional Algarve - 4652 mtr.

Starting grid - FORMULA JUNIOR - Race 1

Start Time : 12:40 - Heat Duration : 25 Minutes

Pos	Nbr	Name	time
-----	-----	------	------

Pos	Nbr	Name	time
-----	-----	------	------

----- STARTLINE ----- Pole Left

1	80	Lee Mowle	2:07.202	Row 1	2	87	Stephane Rey	2:07.970
3	70	John Fyda	2:08.590	Row 2	4	86	Steve Jones	2:09.690
5	88	Lukas Halusa	2:09.758	Row 3	6	58	Richard Smeeton	2:10.439
7	183	Martin Walford	2:10.644	Row 4	8	82	Andrew Garside	2:10.786
9	56	Joao Paulo Campos Costa	2:12.063	Row 5	10	54	Martin Halusa	2:12.197
11	127	Richard Wilson	2:12.811	Row 6	12	72	Chris Chilcott	2:13.113
13	74	Iain Rowley	2:13.529	Row 7	14	71	Philippe Bonny	2:15.735
15	73	Peter Anstiss	2:16.842	Row 8	16	190	Angelo Delea	2:19.242
17	34	James Owen	2:20.154	Row 9	18	22	Robin Lackford	2:25.335
19	38	Pierre Guichard	2:25.497	Row 10	20	27	Tom De Gres	2:26.923
21	8	Larry Kinch	2:27.442	Row 11	22	31	Steve Futter	2:31.270
23	17	Joao Pedro Campos Costa	2:31.939	Row 12	24	90	Mark Haynes	2:32.992

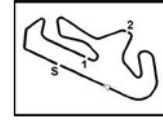
Publication-time

Results: <https://livetiming.raceresults.nu/autodromodalgarve>

Timekeeping by :

Clerk of the Course	Steward	Timekeeper Miguel C. Calado Gloria
Page 1 of 2		





Algarve Classic Festival 2017

Autodromo Int. Algarve

26 - 29 October 2017

Autodromo Internacional Algarve - 4652 mtr.

Starting grid - FORMULA JUNIOR - Race 1

Start Time : 12:40 - Heat Duration : 25 Minutes

Pos	Nbr	Name	time
-----	-----	------	------

Pos	Nbr	Name	time
-----	-----	------	------

25	3	M Ian Robinson	2: 37.653
----	---	----------------	-----------

Row 13

26	32	Gilbert Lenoir	2: 43.715
----	----	----------------	-----------

27	97	Hans Ciers	2: 45.546
----	----	------------	-----------

Row 14

28	98	Chris Merrick	3: 51.274
----	----	---------------	-----------

29	39	Simon Durling	
----	----	---------------	--

Row 15

30	158	Patrick Daubreby	
----	-----	------------------	--

Results: https://livetiming.raceresults.nu/autodromodoalgarve			Timekeeping by :	Publication-time
Clerk of the Course	Steward	Timekeeper	Miguel C. Calado Gloria	
Page 2 of 2				



Algarve Classic Festival 2017

Autodromo Int. Algarve

Heat name : FORMULA JUNIOR - Race 1
 Heat Date : 28 October 2017
 Weather :
 : Autodromo Internacional Algarve - 4652 mtr.

Participants Started	: 27	Participants Classified	: 27
Participants Finished	: 24	Participants Not Classified	: 8
Participants Not Finished	: 3		

Green flag at	: 12:56:00	Heat recording start time	: 12:38:16
Finish flag waved at	: 13:21:44	Heat recording end time	: 13:24:49
Total time under Green	: 25:44	Total of All Laps in Heat	: 289
Number of cautions	: 0	Total time under Yellow	: 00:00:00
Number of code-60's	: 0	Total time under Code-60	: 00:00:00

Summary of winners per class

Nbr	Name / Team name	Car	Cls	Fastest Laptime	In	Avg. Speed	Laps	Race Time
87	Stephane Rey	Lola MK 5 A	E1	2:07.198	12	130.16	12	25:44.282
88	Lukas Halusa	Lotus 20	D2	2:09.297	12	127.35	12	26:18.343
22	Robin Lackford	Elva 100	B2	2:22.635	5	115.35	11	26:37.234
38	Pierre Guidhard	Faccioli FJ	C2	2:23.414	4	115.15	11	26:40.068
27	Tom De Gres	Stanguellini FJ	A	2:28.561	10	109.98	11	27:55.219
17	Joao Pedro Campos Costa	Scorpion FJ	B1	2:31.540	5	62.08	6	26:58.750

Leader history during the Heat

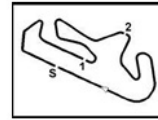
#	Nbr	Lap	to Lap	Name	Car
1	80	1	2	Lee Mowle	Lotus 20/22
2	87	3	12	Stephane Rey	Lola MK 5 A

Best Lap time history during the Heat

#	Nbr	lap time	in lap	Name	Car	time of day
1	80	2:11.069	1	Lee Mowle	Lotus 20/22	12:58:11
2	80	2:09.829	2	Lee Mowle	Lotus 20/22	13:00:20
3	87	2:09.050	2	Stephane Rey	Lola MK 5 A	13:00:21
4	87	2:08.273	3	Stephane Rey	Lola MK 5 A	13:02:29
5	87	2:07.903	4	Stephane Rey	Lola MK 5 A	13:04:37
6	80	2:07.611	4	Lee Mowle	Lotus 20/22	13:04:37
7	87	2:07.532	8	Stephane Rey	Lola MK 5 A	13:13:10
8	87	2:07.198	12	Stephane Rey	Lola MK 5 A	13:21:44

Summary of best laptimes per class

Nbr	Name / Team name	Car	Cls	Fastest Laptime	In	Speed
27	Tom De Gres	Stanguellini FJ	A	2:28.561	10	112.75
17	Joao Pedro Campos Costa	Scorpion FJ	B1	2:31.540	5	110.53
22	Robin Lackford	Elva 100	B2	2:22.635	5	117.43
38	Pierre Guidhard	Faccioli FJ	C2	2:23.414	4	116.80
88	Lukas Halusa	Lotus 20	D2	2:09.297	12	129.55
87	Stephane Rey	Lola MK 5 A	E1	2:07.198	12	131.69

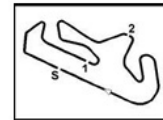


Algarve Classic Festival 2017
Autodromo Int. Algarve

Summary of number of laps in the lead

#	Nbr	Name	Car	# Laps in the lead
1	87	Stephane Rey	Lola	10
2	80	Lee Mowle	Lotus	2





Algarve Classic Festival 2017

Autodromo Int. Algarve

FORMULA JUNIOR
Result of Race 2 - OFICIAL

26 - 29 October 2017
Autodromo Internacional Algarve - 4652 mtr.

Started: 25 Not Started: 0 Classified: 25 Not Classified: 0

Pos	Nbr	Name / Entrant	Car	Cls	PIC	Gap	Total time	Fastest	In	Avg. Speed
1	87	Stephane Rey (GB)	Lola MK 5 A	E1	1	-- 8 laps --	18:44.369	2:07.533	7	119.18
2	80	Lee Mowle (GB)	Lotus 20/22	E1	2	0.552	18:44.921	2:07.977	8	119.12
3	70	John Fyda (GB)	Brabham BT6	E1	3	1.186	18:45.555	2:08.110	8	119.05
4	58	Richard Smeeton (GT)	Wainer FJ	E1	4	2.847	18:47.216	2:08.377	7	118.87
5	56	Joao Paulo Campos Costa (PT)	Lola MK 5	E1	5	10.290	18:54.659	2:09.863	7	118.09
6	72	Chris Chilcott (GB)	Brabham BT2	E1	6	18.015	19:02.384	2:11.941	7	117.30
7	74	Iain Rowley (GB)	Lola Mk5	E1	7	24.578	19:08.947	2:13.104	6	116.63
8	127	Richard Wilson (GB)	Lotus 27	E1	8	26.740	19:11.109	2:12.867	6	116.41
9	82	Andrew Garside (GB)	Lotus 20/22	E1	9	29.174	19:13.543	2:10.645	8	116.16
10	88	Lukas Halusa (AUT)	Lotus 20	D2	1	30.036	19:14.405	2:10.594	8	116.07
11	73	Peter Anstiss (GB)	Lotus 20/22	E1	10	40.378	19:24.747	2:16.058	8	115.04
12	98	Chris Merrick (GB)	Cooper T2	E1	11	43.852	19:28.221	2:16.793	6	114.70
13	71	Philippe Bonny (FR)	Brabham BT2	E1	12	48.407	19:32.776	2:16.671	7	114.26
14	34	James Owen (GB)	Gemini Mk 2	C2	1	1:12.856	19:57.225	2:20.663	6	111.92
15	22	Robin Lackford (GB)	Elva 100	B2	1	1:16.047	20:00.416	2:22.652	7	111.63
16	31	Steve Futter (GB)	Lotus 18	C2	2	1:20.044	20:04.413	2:22.914	2	111.25
17	38	Pierre Guichard (DK)	Faccioli FJ	C2	3	1:21.383	20:05.752	2:23.480	7	111.13
18	17	Joao Pedro Campos Costa (PT)	Scorpion FJ	B1	1	1:29.107	20:13.476	2:24.562	5	110.42
19	90	Mark Haynes (AUT)	Nota FJ	B2	2	1:59.734	20:44.103	2:30.755	5	107.71

Fastest time : 2:07.533 in lap 7 by nbr. 87: Stephane Rey (Lda)

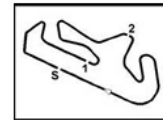
Publication-time

Results: <https://livetiming.raceresults.nu/autodromodoalgarve>

Timekeeping by :

Time Printed 29-10-2017 - 15:08

Clerk of the Course	Steward	Timekeeper  Miguel C. Calado Gloria	
---------------------	---------	---	--



Algarve Classic Festival 2017

Autodromo Int. Algarve

FORMULA JUNIOR
 Result of Race 2 - OFICIAL

26 - 29 October 2017
 Autodromo Internacional Algarve - 4652 mtr.

Started: 25 Not Started: 0 Classified: 25 Not Classified: 0

Pos	Nbr	Name / Entrant	Car	Cls	PIC	Gap	Total time	Fastest	In	Avg. Speed
20	97	Hans Ciers (BE)	Lotus 20	D2	2	2:15.008	20:59.377	2:31.792	7	106.40
21	90	Angelo Delea(CH) Angelo Delea	Brabham BT 16	E1	13	-- 7 laps --	17:09.730	2:15.823	7	113.86
22	3	M Ian Robinson (GB)	Lola Mk2	B2	3	1:47.450	18:57.180	2:36.983	6	103.10
23	32	Gilbert Lenoir (FR)	Elva 200	C2	4	2:02.594	19:12.324	2:39.909	2	101.75
24	27	Tom De Gres (BE)	Stanguellini FJ	A	1	3:07.674	20:17.404	2:28.577	6	96.31
25	8	Larry Kinch (C)	Gemini MK2	B2	4	-- 2 laps --	5:21.867	2:31.021	1	104.08

Fastest time : 2:07.533 in lap 7 by nbr. 87 : Stephane Rey (Lda)

Publication-time

Results: <https://livetiming.raceresults.nu/autodromodoalgarve>


Timekeeping by :

Time Printed 29-10-2017 - 15:08

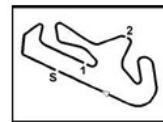
Clerk of the Course

Steward

Timekeeper



Miguel C. Calado Gloria



Algarve Classic Festival 2017

Autodromo Int. Algarve

FORMULA JUNIOR

Result of Race 2

26 - 29 October 2017

Autodromo Internacional Algarve - 4652 mtr.

Class = A

Started: 1 Not Started: 0 Classified: 1 Not Classified: 0

Pos	Nbr	Name / Entrant	Car	Gap	Diff	Total time	Fastest	In
1	27	Tom De Gres (BE)	Stanguellini FJ	-- 7 laps --		20:17.404	2:28.577	6

Class = B1

Started: 1 Not Started: 0 Classified: 1 Not Classified: 0

Pos	Nbr	Name / Entrant	Car	Gap	Diff	Total time	Fastest	In
1	17	Joao Pedro Campos Costa (PT)	Scorpion FJ	-- 8 laps --		20:13.476	2:24.562	5

Class = B2

Started: 4 Not Started: 0 Classified: 4 Not Classified: 0

Pos	Nbr	Name / Entrant	Car	Gap	Diff	Total time	Fastest	In
1	22	Robin Lackford (GB)	Elva 100	-- 8 laps --		20:00.416	2:22.652	7
2	90	Mark Haynes (AUT)	Nota FJ	43.687	43.687	20:44.103	2:30.755	5
3	3	M Ian Robinson (GB)	Lola Mk2	-- 7 laps --		18:57.180	2:36.983	6
4	8	Larry Kinch (C)	Gemini MK2	-- 2 laps --		5:21.867	2:31.021	1

Class = C2

Started: 4 Not Started: 0 Classified: 4 Not Classified: 0

Pos	Nbr	Name / Entrant	Car	Gap	Diff	Total time	Fastest	In
1	34	James Owen (GB)	Gemini Mk2	-- 8 laps --		19:57.225	2:20.663	6
2	31	Steve Futter (GB)	Lotus 18	7.188	7.188	20:04.413	2:22.914	2
3	38	Pierre Guichard (DK)	Faccioli FJ	8.527	1.339	20:05.752	2:23.480	7
4	32	Gilbert Lenoir (FR)	Elva 200	-- 7 laps --		19:12.324	2:39.909	2

Class = D2

Started: 2 Not Started: 0 Classified: 2 Not Classified: 0


Pos	Nbr	Name / Entrant	Car	Gap	Diff	Total time	Fastest	In
1	88	Lukas Halusa (AUT)	Lotus 20	-- 8 laps --		19:14.405	2:10.594	8
2	97	Hans Ciers (BE)	Lotus 20	1:44.972	1:44.972	20:59.377	2:31.792	7

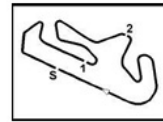
Fastest time : 2:07.533 in lap 7 by nbr. 87 : Stephane Rey (Lda)

Publication-time

Results: <https://livetiming.raceresults.nu/autodromodoalgarve>

Timekeeping by :

Clerk of the Course	Steward	Timekeeper  Miguel C. Calado Gloria	
---------------------	---------	---	--



Algarve Classic Festival 2017

Autodromo Int. Algarve

FORMULA JUNIOR

Result of Race 2

26 - 29 October 2017

Autodromo Internacional Algarve - 4652 mtr.

Class = E1

Started: 13 Not Started: 0 Classified: 13 Not Classified: 0

Pos	Nbr	Name / Entrant	Car	Gap	Diff	Total time	Fastest	In
1	87	Stephane Rey (GB)	Lola MK 5 A	-- 8 laps --		18:44.369	2:07.533	7
2	80	Lee Mowle (GB)	Lotus 20/22	0.552	0.552	18:44.921	2:07.977	8
3	70	John Fyda (GB)	Brabham BT 6	1.186	0.634	18:45.555	2:08.110	8
4	58	Richard Smeeton (GT)	Wainer FJ	2.847	1.661	18:47.216	2:08.377	7
5	56	Joao Paulo Campos Costa (PT)	Lola MK 5	10.290	7.443	18:54.659	2:09.863	7
6	72	Chris Chilcott (GB)	Brabham BT 2	18.015	7.725	19:02.384	2:11.941	7
7	74	Iain Rowley (GB)	Lola Mk5	24.578	6.563	19:08.947	2:13.104	6
8	127	Richard Wilson (GB)	Lotus 27	26.740	2.162	19:11.109	2:12.867	6
9	82	Andrew Garside (GB)	Lotus 20/22	29.174	2.434	19:13.543	2:10.645	8
10	73	Peter Anstiss (GB)	Lotus 20/22	40.378	11.204	19:24.747	2:16.058	8
11	98	Chris Merrick (GB)	Cooper T2	43.852	3.474	19:28.221	2:16.793	6
12	71	Philippe Bonny (FR)	Brabham BT 2	48.407	4.555	19:32.776	2:16.671	7
13	90	Angelo Delea (CH) Angelo Delea	Brabham BT 16	-- 7 laps --		17:09.730	2:15.823	7

Class = SC

Started: 1 Not Started: 0 Classified: 1 Not Classified: 0

Pos	Nbr	Name / Entrant	Car	Gap	Diff	Total time	Fastest	In
1	SC	SC - Jorge Fernandes (EG)		-- 1 laps --		10:04.664		

Fastest time : 2:07.533 in lap 7 by nbr. 87 : Stephane Rey (Lda)

Publication-time

Results: <https://livetiming.raceresults.nu/autodromodoalgarve>

Timekeeping by :

Clerk of the Course	Steward	Timekeeper  Miguel C. Calado Gloria	
---------------------	---------	---	--

Algarve Classic Festival 2017

Autodromo Int. Algarve

FORMULA JUNIOR
Laptimes - Race 2

26 - 29 October 2017
Autodromo Internacional Algarve - 4652 mtr.

Nbr	Name	Laps	lap	Lap ..1	Lap ..2	Lap ..3	Lap ..4	Lap ..5	Lap ..6	Lap ..7	Lap ..8	Lap ..9	Lap ..0
87	Stephane Rey	8	1 - 10	2:11.737	2:09.146	2:21.707	3:28.311	2:09.778	2:07.655	2:07.533	2:08.502		
80	Lee Mow le	8	1 - 10	2:10.218	2:09.894	2:21.578	3:28.667	2:09.287	2:08.360	2:08.940	2:07.977		
70	John Fyda	8	1 - 10	2:11.184	2:09.216	2:21.762	3:28.562	2:09.125	2:09.178	2:08.418	2:08.110		
58	Richard Smeeton	8	1 - 10	2:14.699	2:09.398	2:20.015	3:27.311	2:09.527	2:08.702	2:08.377	2:09.187		
56	Joao Paulo Campos Costa	8	1 - 10	2:13.524	2:10.451	2:20.665	3:27.356	2:10.022	2:09.944	2:09.863	2:12.834		
72	Chris Chilcott	8	1 - 10	2:16.166	2:14.038	2:16.044	3:27.363	2:12.540	2:12.131	2:11.941	2:12.161		
74	Iain Row ley	8	1 - 10	2:18.373	2:15.266	2:26.449	3:14.425	2:13.518	2:13.104	2:13.698	2:14.114		
127	Richard Wilson	8	1 - 10	2:19.788	2:15.410	2:25.233	3:14.574	2:13.847	2:12.867	2:14.474	2:14.916		
82	Andrew Garside	8	1 - 10	2:14.409	2:43.978	2:26.525	3:00.500	2:13.967	2:12.371	2:11.148	2:10.645		
88	Lukas Halusa	8	1 - 10	2:39.713	2:18.946	2:29.918	2:58.473	2:12.885	2:12.711	2:11.165	2:10.594		
73	Peter Anstiss	8	1 - 10	2:25.099	2:18.621	2:25.680	3:08.893	2:16.319	2:16.566	2:17.511	2:16.058		
98	Chris Merrick	8	1 - 10	2:25.781	2:19.272	2:25.251	3:08.599	2:16.937	2:16.793	2:16.844	2:18.744		
71	Philippe Bonny	8	1 - 10	2:24.454	2:27.360	2:20.489	3:08.395	2:20.338	2:17.684	2:16.671	2:17.385		
34	James Ow en	8	1 - 10	2:28.243	2:21.864	2:30.300	3:01.616	2:23.726	2:20.663	2:24.831	2:25.982		
22	Robin Lackford	8	1 - 10	2:29.415	2:24.117	2:30.576	3:01.458	2:24.139	2:24.655	2:22.652	2:23.404		
31	Steve Futter	8	1 - 10	2:31.085	2:22.914	2:28.156	3:01.420	2:26.332	2:24.785	2:25.047	2:24.674		
38	Pierre Guichard	8	1 - 10	2:31.860	2:25.774	2:28.892	3:00.381	2:24.670	2:25.865	2:23.480	2:24.830		
17	Joao Pedro Campos Costa	8	1 - 10	2:38.113	2:26.707	2:30.232	2:54.008	2:24.562	2:26.908	2:27.434	2:25.512		
90	Mark Haynes	8	1 - 10	2:37.991	2:32.152	2:39.834	2:48.187	2:30.755	2:31.916	2:32.006	2:31.262		
97	Hans Ciers	8	1 - 10	2:42.226	2:36.120	2:45.372	2:39.617	2:33.353	2:32.620	2:31.792	2:38.277		
90	Angelo Delea	7	1 - 10	2:23.174	2:24.324	2:22.980	3:08.805	2:16.934	2:17.690	2:15.823			
3	M lan Robinson	7	1 - 10	2:49.197	2:38.720	2:51.322	2:43.317	2:38.784	2:36.983	2:38.857			
32	Gilbert Lenoir	7	1 - 10	2:48.352	2:39.909	2:55.707	2:42.350	2:40.036	2:42.336	2:43.634			
27	Tom De Gres	7	1 - 10	2:33.349	4:35.113	3:09.646	2:32.438	2:29.092	2:28.577	2:29.189			
8	Larry Kinch	2	1 - 10	2:31.021	2:47.798								
SC	SC - Jorge Fernandes	1	1 - 10	4:16.889									

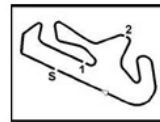
Algarve Classic Festival 2017

Autodromo Int. Algarve

FORMULA JUNIOR
Sector analyse - Race 2

26 - 29 October 2017
Autodromo Internacional Algarve - 4652 mtr.

Pos	Nbr	Name / Team name	Sector 1			Sector 2			Sector 3			Theoretical best	Actual best	In
			time	Lap	pos	time	Lap	pos	time	Lap	pos			
1	87	Stephane Rey (GB)	39.832	6	2	39.722	7	2	47.520	7	3	2:07.074	2:07.533	7
2	80	Lee Mowle (GB)	39.800	8	1	39.953	5	3	47.452	7	2	2:07.205	2:07.977	8
3	70	John Fyda (GB)	39.875	8	3	39.711	5	1	47.345	6	1	2:06.931	2:08.110	8
4	58	Richard Smeeton (GT)	40.587	7	5	40.167	7	4	47.623	7	4	2:08.377	2:08.377	7
5	56	Joao Paulo Campos Costa (PT)	40.433	6	4	40.582	5	6	48.194	5	5	2:09.209	2:09.863	7
6	72	Chris Chilcott (GB)	41.270	5	6	40.667	5	7	48.393	7	7	2:10.330	2:11.941	7
7	74	Iain Rowley (GB)	41.838	6	10	41.735	8	9	48.866	5	9	2:12.439	2:13.104	6
8	127	Richard Wilson (GB)	41.734	6	9	41.854	8	10	49.239	6	10	2:12.827	2:12.867	6
9	82	Andrew Garside (GB)	41.325	8	7	40.371	8	5	48.624	1	8	2:10.320	2:10.645	8
10	88	Lukas Halusa (AUT)	41.438	8	8	40.691	7	8	48.221	7	6	2:10.350	2:10.594	8
11	73	Peter Anstiss (GB)	42.906	8	14	42.594	5	11	50.384	7	13	2:15.884	2:16.058	8
12	98	Chris Merrick (GB)	42.698	6	12	42.972	7	12	50.149	5	12	2:15.819	2:16.793	6
13	71	Philippe Bonny (FR)	42.231	7	11	43.140	7	13	50.915	8	14	2:16.286	2:16.671	7
14	34	James Owen (GB)	45.611	6	18	43.896	2	15	50.976	6	15	2:20.483	2:20.663	6
15	22	Robin Lackford (GB)	45.911	6	19	44.438	5	16	52.064	7	17	2:22.413	2:22.652	7
16	31	Steve Futter (GB)	45.305	6	16	45.263	6	17	51.939	2	16	2:22.507	2:22.914	2
17	38	Pierre Guichard (DK)	45.244	8	15	45.464	7	19	52.460	7	18	2:23.168	2:23.480	7
18	17	Joao Pedro Campos Costa (PT)	45.469	5	17	45.907	5	20	52.883	8	19	2:24.259	2:24.562	5
19	90	Mark Haynes (AUT)	47.663	6	22	47.742	8	23	54.804	5	22	2:30.209	2:30.755	5
20	97	Hans Ciers (BE)	48.189	7	24	47.615	8	22	55.523	6	23	2:31.327	2:31.792	7
21	90	Angelo Delea (CH)	42.853	7	13	43.191	7	14	49.418	5	11	2:15.462	2:15.823	7
22	3	M Ian Robinson (GB)	49.670	2	25	49.267	6	25	57.009	6	24	2:35.946	2:36.983	6
23	32	Gilbert Lenoir (FR)	48.181	2	23	50.567	1	26	58.697	5	25	2:37.445	2:39.909	2
24	27	Tom De Gres (BE)	46.380	2	21	45.911	2	21	53.487	1	21	2:25.778	2:28.577	6
25	8	Larry Kinch (C)	46.216	2	20	45.300	2	18	53.287	1	20	2:24.803	2:31.021	1
26	SC	SC - Jorge Fernandes (EG)				47.971	2	24						



Algarve Classic Festival 2017

Autodromo Int. Algarve

FORMULA JUNIOR

26 - 29 October 2017

Laps and Sector Times - Race 2

Autodromo Internacional Algarve - 4652 mtr.

3 M Ian Robinson (GB)									Lola Mk2								
lap	Sect-1	Speed	Sect-2	Speed	Sect-3	Speed	TopSpeed	laptime pit	lap	Sect-1	Speed	Sect-2	Speed	Sect-3	Speed	TopSpeed	laptime pit
1		98.3	51.529	74.7	58.432		112.4	2:49.197	5	51.417	<u>101.1</u>	49.580	76.8	57.787	163.1	169.0	2:38.784
2	<u>49.670</u>	99.8	49.684	80.2	59.366	170.1	162.2	2:38.720	6	50.707	95.7	<u>49.267</u>	76.7	<u>57.009</u>	172.2	156.1	<u>2:36.983</u>
3	57.174	81.4	53.641	73.4	1:00.507	159.8	127.1	2:51.322	7	50.375	99.7	50.202	76.2	58.280	<u>173.1</u>	<u>172.2</u>	2:38.857
4	53.772	91.7	51.803	<u>84.6</u>	57.742	150.4	133.2	2:43.317	8								

8 Larry Kinch (C)									Gemini MK2								
lap	Sect-1	Speed	Sect-2	Speed	Sect-3	Speed	TopSpeed	laptime pit	lap	Sect-1	Speed	Sect-2	Speed	Sect-3	Speed	TopSpeed	laptime pit
1		<u>122.4</u>	45.351	<u>95.6</u>	<u>53.287</u>		136.0	<u>2:31.021</u>	2	46.216	121.1	45.300	92.4		<u>174.5</u>	<u>176.5</u>	2:47.798

17 Joao Pedro Campos Costa (PT)									Scorpion FJ								
lap	Sect-1	Speed	Sect-2	Speed	Sect-3	Speed	TopSpeed	laptime pit	lap	Sect-1	Speed	Sect-2	Speed	Sect-3	Speed	TopSpeed	laptime pit
1		120.9	48.795	83.9	54.565		132.8	2:38.113	5	<u>45.469</u>	122.6	<u>45.907</u>	94.9	53.186	<u>171.7</u>	185.6	<u>2:24.562</u>
2	46.412	125.1	46.415	89.8	53.880	170.3	183.4	2:26.707	6	45.675	119.7	46.774	87.1	54.459	<u>171.7</u>	184.3	2:26.908
3	47.193	119.2	46.685	90.6	56.354	169.3	178.8	2:30.232	7	45.876	<u>127.8</u>	47.138	84.9	54.420	171.4	<u>186.2</u>	2:27.434
4	47.042	124.6	57.158	47.6	1:09.808	161.7	178.2	2:54.008	8	46.086	124.3	46.543	<u>97.1</u>	<u>52.883</u>	168.5	182.1	2:25.512

22 Robin Lackford (GB)									Elva 100								
lap	Sect-1	Speed	Sect-2	Speed	Sect-3	Speed	TopSpeed	laptime pit	lap	Sect-1	Speed	Sect-2	Speed	Sect-3	Speed	TopSpeed	laptime pit
1		119.1	45.275	90.8	52.528		124.7	2:29.415	5	46.100	127.5	<u>44.438</u>	90.1	53.601	165.9	181.2	2:24.139
2	46.170	121.1	45.315	89.9	52.632	<u>169.3</u>	179.1	2:24.117	6	<u>45.911</u>	<u>129.0</u>	45.256	<u>92.5</u>	53.488	166.9	<u>182.1</u>	2:24.655
3	47.579	108.4	48.197	78.9	54.800	<u>169.3</u>	180.6	2:30.576	7	46.019	123.4	44.569	88.8	<u>52.064</u>	166.4	179.4	<u>2:22.652</u>
4	48.891	107.7	1:02.170	55.4	1:10.397	158.4	162.4	3:01.458	8	46.018	128.3	44.741	92.2	52.645	165.4	178.5	2:23.404

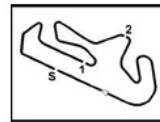
27 Tom De Gres (BE)									Stanguellini FJ								
lap	Sect-1	Speed	Sect-2	Speed	Sect-3	Speed	TopSpeed	laptime pit	lap	Sect-1	Speed	Sect-2	Speed	Sect-3	Speed	TopSpeed	laptime pit
1		116.8	46.005	<u>90.5</u>	<u>53.487</u>		131.1	2:33.349	5	48.095	120.8	46.983	82.8	54.014	170.6	175.6	2:29.092
2	<u>46.380</u>	<u>132.5</u>	<u>45.911</u>	83.4	3:02.822	<u>173.6</u>	<u>187.2</u>	4:35.113	6	47.295	124.0	46.275	87.3	55.007	172.8	181.5	<u>2:28.577</u>
3	50.783	102.6	1:08.303	65.7	1:10.560	165.9	149.8	3:09.646	7	47.290	120.4	48.116	80.8	53.783	167.2	177.3	2:29.189
4	49.457	124.1	47.463	72.0	55.518	171.7	164.6	2:32.438	8								

31 Steve Futter (GB)									Lotus 18								
lap	Sect-1	Speed	Sect-2	Speed	Sect-3	Speed	TopSpeed	laptime pit	lap	Sect-1	Speed	Sect-2	Speed	Sect-3	Speed	TopSpeed	laptime pit
1		120.4	45.458	92.9	52.164		131.9	2:31.085	5	45.825	115.3	46.260	82.1	54.247	<u>182.4</u>	175.3	2:26.332
2	45.378	120.9	45.597	86.8	<u>51.939</u>	179.4	184.9	<u>2:22.914</u>	6	<u>45.305</u>	<u>131.7</u>	<u>45.263</u>	94.7	54.217	179.1	183.1	2:24.785
3	45.776	109.2	47.629	79.6	54.751	180.3	183.4	2:28.156	7	47.084	111.0	45.790	<u>96.1</u>	52.173	179.7	<u>185.6</u>	2:25.047
4	49.095	111.5	1:03.103	54.6	1:09.222	170.1	142.7	3:01.420	8	45.735	126.9	46.350	86.4	52.589	180.3	182.1	2:24.674

32 Gilbert Lenoir (FR)									Elva 200								
lap	Sect-1	Speed	Sect-2	Speed	Sect-3	Speed	TopSpeed	laptime pit	lap	Sect-1	Speed	Sect-2	Speed	Sect-3	Speed	TopSpeed	laptime pit
1		121.8	<u>50.567</u>	74.5	59.064		129.5	2:48.352	5	50.396	115.5	50.943	69.8	<u>58.697</u>	170.1	183.7	2:40.036
2	<u>48.181</u>	<u>131.9</u>	51.014	68.5	1:00.714	170.6	<u>184.0</u>	<u>2:39.909</u>	6	50.072	128.0	51.871	63.3	1:00.393	<u>170.9</u>	174.5	2:42.336
3	57.519	80.8	56.451	68.8	1:01.737	153.0	123.6	2:55.707	7	49.799	110.4	52.294	74.0	1:01.541	169.3	181.8	2:43.634
4	50.112	101.1	52.528	<u>74.9</u>	59.710	168.2	171.7	2:42.350	8								

34 James Owen (GB)									Gemini Mk 2								
lap	Sect-1	Speed	Sect-2	Speed	Sect-3	Speed	TopSpeed	laptime pit	lap	Sect-1	Speed	Sect-2	Speed	Sect-3	Speed	TopSpeed	laptime pit
1		118.0	45.623	<u>95.3</u>	51.771		126.6	2:28.243	5	46.545	121.8	45.689	93.4	51.492	167.4	166.9	2:23.726
2	46.251	<u>124.3</u>	<u>43.896</u>	90.6	51.717	168.0	165.1	2:21.864	6	<u>45.611</u>	118.8	44.076	91.3	<u>50.976</u>	167.4	173.9	<u>2:20.663</u>
3	47.621	105.1	47.558	79.1	55.121	168.0	165.6	2:30.300	7	46.210	120.9	45.840	83.9	52.781	169.3	170.1	2:24.831
4	48.708	108.3	1:03.669	59.9	1:09.239	152.3	149.0	3:01.616	8	47.267	119.3	45.771	85.6	52.944	168.5	167.2	2:25.982

38 Pierre Guichard (DK)									Faccioli FJ								
lap	Sect-1	Speed	Sect-2	Speed	Sect-3	Speed	TopSpeed	laptime pit	lap	Sect-1	Speed	Sect-2	Speed	Sect-3	Speed	TopSpeed	laptime pit
1		121.8	46.361	85.7	55.238		136.5	2:31.860	5	45.575	126.0	45.587	89.4	53.508	175.0	181.2	2:24.670
2	46.337	120.9	45.569	87.2	53.868	169.0	179.4	2:25.774	6	46.875	126.2	45.532	88.1	53.458	177.0	189.8	2:25.865



Algarve Classic Festival 2017

Autodromo Int. Algarve

FORMULA JUNIOR

26 - 29 October 2017

Laps and Sector Times - Race 2

Autodromo Internacional Algarve - 4652 mtr.

3	46.908	119.3	47.207	82.5	54.777	174.5	<u>191.2</u>	2:28.892	7	45.556	125.9	<u>45.464</u>	<u>91.1</u>	<u>52.460</u>	175.0	189.8	<u>2:23.480</u>
4	49.022	112.4	1:01.916	48.5	1:09.443	162.4	141.4	3:00.381	8	<u>45.244</u>	127.4	45.752	88.6	53.834	175.9	190.8	2:24.830

56 Joao Paulo Campos Costa (PT)									Lola MK 5								
lap	Sect-1	Speed	Sect-2	Speed	Sect-3	Speed	TopSpeed	laptime pit	lap	Sect-1	Speed	Sect-2	Speed	Sect-3	Speed	Topspeed	laptime pit
1		136.5	40.820	<u>92.3</u>	48.554		135.3	2:13.524	5	41.246	137.9	<u>40.582</u>	90.0	<u>48.194</u>	196.7	<u>215.1</u>	2:10.022
2	40.734	145.2	40.839	87.0	48.878	196.7	213.0	2:10.451	6	<u>40.433</u>	142.7	40.900	84.6	48.611	<u>197.1</u>	213.9	2:09.944
3	41.324	139.2	43.094	82.8	56.247	196.4	212.2	2:20.665	7	40.478	140.8	40.778	88.4	48.607	196.0	213.9	<u>2:09.863</u>
4	1:07.853	64.8	1:11.815	55.8	1:07.688	151.5	129.3	3:27.356	8	40.962	146.7	43.004	83.6	48.868	195.7	213.0	2:12.834

58 Richard Smeeton (GT)									Wainer FJ								
lap	Sect-1	Speed	Sect-2	Speed	Sect-3	Speed	TopSpeed	laptime pit	lap	Sect-1	Speed	Sect-2	Speed	Sect-3	Speed	Topspeed	laptime pit
1		136.9	41.563	<u>94.9</u>	48.451		125.6	2:14.699	5	41.376	139.0	40.187	91.7	47.964	196.4	211.4	2:09.527
2	40.591	143.2	40.352	90.5	48.455	198.5	<u>217.7</u>	2:09.398	6	40.644	142.3	40.315	81.8	47.743	199.3	214.3	2:08.702
3	40.824	144.0	41.795	83.7	57.396	<u>199.6</u>	212.2	2:20.015	7	<u>40.587</u>	139.4	<u>40.167</u>	91.4	<u>47.623</u>	<u>199.6</u>	216.4	<u>2:08.377</u>
4	1:07.894	67.4	1:11.548	55.2	1:07.869	151.0	129.0	3:27.311	8	40.697	145.7	40.822	92.2	47.668	<u>199.6</u>	217.3	2:09.187

70 John Fyda (GB)									Brabham BT6								
lap	Sect-1	Speed	Sect-2	Speed	Sect-3	Speed	TopSpeed	laptime pit	lap	Sect-1	Speed	Sect-2	Speed	Sect-3	Speed	Topspeed	laptime pit
1		135.3	40.570	94.1	48.336		130.6	2:11.184	5	41.425	147.7	<u>39.711</u>	<u>95.6</u>	47.989	200.4	207.3	2:09.125
2	40.604	143.6	40.923	85.0	47.689	200.0	216.0	2:09.216	6	40.624	144.0	41.209	80.4	<u>47.345</u>	<u>203.8</u>	211.4	2:09.178
3	40.877	136.7	41.068	81.4	59.817	201.9	197.8	2:21.762	7	40.698	153.2	40.227	87.9	47.493	201.9	216.9	2:08.418
4	1:08.224	71.2	1:11.844	58.2	1:08.494	159.1	135.3	3:28.562	8	<u>39.875</u>	149.8	40.347	88.4	47.888	201.9	<u>219.1</u>	<u>2:08.110</u>

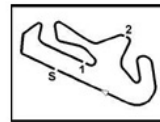
71 Philippe Bonny (FR)									Brabham BT2								
lap	Sect-1	Speed	Sect-2	Speed	Sect-3	Speed	TopSpeed	laptime pit	lap	Sect-1	Speed	Sect-2	Speed	Sect-3	Speed	Topspeed	laptime pit
1		137.1	43.473	<u>85.6</u>	52.850		136.5	2:24.454	5	44.552	127.1	43.886	82.7	51.900	182.7	192.2	2:20.338
2	50.705	120.7	44.760	85.4	51.895	185.9	201.1	2:27.360	6	42.484	134.2	43.901	69.5	51.299	189.1	<u>204.2</u>	2:17.684
3	43.664	126.0	44.528	83.2	52.297	189.5	203.0	2:20.489	7	<u>42.231</u>	<u>148.4</u>	<u>43.140</u>	84.2	51.300	182.1	<u>204.2</u>	<u>2:16.671</u>
4	50.007	87.9	1:09.392	57.3	1:08.996	181.2	146.7	3:08.395	8	42.965	139.2	43.505	78.9	<u>50.915</u>	185.6	203.4	2:17.385

72 Chris Chilcott (GB)									Brabham BT2								
lap	Sect-1	Speed	Sect-2	Speed	Sect-3	Speed	TopSpeed	laptime pit	lap	Sect-1	Speed	Sect-2	Speed	Sect-3	Speed	Topspeed	laptime pit
1		133.0	42.241	92.0	48.839		134.8	2:16.166	5	<u>41.270</u>	<u>143.4</u>	<u>40.667</u>	<u>101.5</u>	50.603	194.6	208.5	2:12.540
2	43.275	131.9	42.251	89.9	48.512	<u>195.3</u>	<u>211.4</u>	2:14.038	6	41.758	133.2	41.835	89.1	48.538	192.9	209.3	2:12.131
3	42.141	138.3	42.205	85.6	51.698	193.2	208.9	2:16.044	7	41.923	142.9	41.625	90.7	<u>48.393</u>	192.5	208.5	<u>2:11.941</u>
4	1:07.653	61.4	1:11.226	60.6	1:08.484	150.2	155.8	3:27.363	8	42.107	134.8	41.183	95.9	48.871	193.2	208.9	2:12.161

73 Peter Anstiss (GB)									Lotus 20/22								
lap	Sect-1	Speed	Sect-2	Speed	Sect-3	Speed	TopSpeed	laptime pit	lap	Sect-1	Speed	Sect-2	Speed	Sect-3	Speed	Topspeed	laptime pit
1		129.3	44.608	85.3	51.548		133.0	2:25.099	5	42.941	<u>145.9</u>	<u>42.594</u>	84.1	50.784	181.8	200.4	2:16.319
2	45.318	131.4	42.701	<u>91.4</u>	50.602	183.1	187.8	2:18.621	6	43.003	135.2	43.078	81.8	50.485	184.0	<u>201.9</u>	2:16.566
3	43.586	120.0	47.948	73.8	54.146	<u>185.2</u>	201.1	2:25.680	7	44.331	132.2	42.796	84.4	<u>50.384</u>	184.6	198.2	2:17.511
4	50.641	100.4	1:08.750	61.9	1:09.502	174.5	147.9	3:08.893	8	<u>42.906</u>	136.5	42.694	85.0	50.458	184.9	201.1	<u>2:16.058</u>

74 Iain Rowley (GB)									Lola Mk5								
lap	Sect-1	Speed	Sect-2	Speed	Sect-3	Speed	TopSpeed	laptime pit	lap	Sect-1	Speed	Sect-2	Speed	Sect-3	Speed	Topspeed	laptime pit
1		134.2	42.467	87.5	49.148		131.2	2:18.373	5	42.348	147.7	42.304	86.5	<u>48.866</u>	190.8	206.1	2:13.518
2	43.414	139.9	42.363	82.3	49.489	190.8	205.7	2:15.266	6	<u>41.838</u>	140.1	42.186	86.4	49.080	<u>192.5</u>	<u>208.1</u>	<u>2:13.104</u>
3	43.059	120.4	48.511	77.3	54.879	191.2	205.7	2:26.449	7	42.298	<u>149.2</u>	42.080	80.9	49.320	191.8	206.9	2:13.698
4	55.809	75.0	1:10.287	60.0	1:08.329	164.1	165.1	3:14.425	8	41.905	146.5	<u>41.735</u>	<u>88.6</u>	50.474	189.8	204.9	2:14.114

80 Lee Mowle (GB)									Lotus 20/22								
lap	Sect-1	Speed	Sect-2	Speed	Sect-3	Speed	TopSpeed	laptime pit	lap	Sect-1	Speed	Sect-2	Speed	Sect-3	Speed	Topspeed	laptime pit
1		146.7	40.665	<u>94.9</u>	48.035		122.0	2:10.218	5	40.947	147.9	<u>39.953</u>	90.6	48.387	192.5	208.5	2:09.287
2	40.895	148.8	40.538	90.1	48.461	196.0	211.4	2:09.894	6	40.587	156.1	40.289	88.4	47.484	197.8	212.6	2:08.360
3	40.398	152.5	41.355	80.2	59.825	195.7	211.8	2:21.578	7	40.480	148.4	41.008	87.7	<u>47.452</u>	198.9	213.4	2:08.940
4	1:06.973	77.6	1:12.379	56.2	1:09.315	154.5	134.8	3:28.667	8	<u>39.800</u>	152.5	40.482	92.8	47.695	201.1	216.9	<u>2:07.977</u>



Algarve Classic Festival 2017

Autodromo Int. Algarve

FORMULA JUNIOR

26 - 29 October 2017

Laps and Sector Times - Race 2

Autodromo Internacional Algarve - 4652 mtr.

82 Andrew Garside (GB)									Lotus 20/22										
lap	Sect-1	Speed	Sect-2	Speed	Sect-3	Speed	TopSpeed	laptime	pit	lap	Sect-1	Speed	Sect-2	Speed	Sect-3	Speed	Topspeed	laptime	pit
1		132.8	41.618	95.2	<u>48.624</u>		123.6	2:14.409		5	43.065	126.5	41.891	91.1	49.011	190.5	195.7	2:13.967	
2	1:08.341	119.2	43.507	91.4	52.130	<u>197.4</u>	<u>211.8</u>	2:43.978		6	41.473	139.9	41.662	93.2	49.236	194.2	206.1	2:12.371	
3	44.255	113.2	47.464	81.8	54.806	195.3	194.9	2:26.525		7	41.618	137.8	40.712	96.4	48.818	195.3	204.5	2:11.148	
4	48.897	107.5	1:02.927	48.5	1:08.676	157.0	157.0	3:00.500		8	<u>41.325</u>	140.8	<u>40.371</u>	<u>96.5</u>	48.949	193.2	203.4	<u>2:10.645</u>	

87 Stephane Rey (GB)									Lola MK 5 A										
lap	Sect-1	Speed	Sect-2	Speed	Sect-3	Speed	TopSpeed	laptime	pit	lap	Sect-1	Speed	Sect-2	Speed	Sect-3	Speed	Topspeed	laptime	pit
1		139.7	40.306	91.5	48.381		124.7	2:11.737		5	41.636	137.2	39.802	89.8	48.340	200.7	213.4	2:09.778	
2	40.550	141.7	40.749	83.5	47.847	200.4	<u>216.0</u>	2:09.146		6	<u>39.832</u>	150.0	40.294	89.3	47.529	201.1	214.7	2:07.655	
3	40.907	136.2	40.916	77.9	59.884	<u>202.2</u>	207.3	2:21.707		7	40.291	147.7	<u>39.722</u>	89.2	<u>47.520</u>	201.1	215.1	<u>2:07.533</u>	
4	1:08.455	70.2	1:11.796	53.4	1:08.060	154.1	128.0	3:28.311		8	40.425	149.0	40.346	<u>93.5</u>	47.731	199.3	214.7	2:08.502	

88 Lukas Halusa (AUT)									Lotus 20										
lap	Sect-1	Speed	Sect-2	Speed	Sect-3	Speed	TopSpeed	laptime	pit	lap	Sect-1	Speed	Sect-2	Speed	Sect-3	Speed	Topspeed	laptime	pit
1		118.8	43.276	87.0	50.005		124.6	2:39.713		5	41.909	125.3	41.822	88.2	49.154	192.9	207.3	2:12.885	
2	46.248	124.1	41.560	88.8	51.138	191.5	184.6	2:18.946		6	41.755	121.3	41.741	<u>97.1</u>	49.215	194.9	206.9	2:12.711	
3	47.409	116.1	46.844	79.4	55.665	193.2	189.5	2:29.918		7	42.253	128.1	<u>40.691</u>	90.2	<u>48.221</u>	193.5	207.7	2:11.165	
4	48.269	110.1	1:01.496	48.0	1:08.708	167.4	156.5	2:58.473		8	<u>41.438</u>	123.3	40.900	92.2	48.256	197.4	<u>210.5</u>	<u>2:10.594</u>	

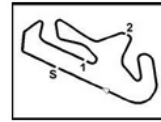
90 Mark Haynes (AUT)									Nota FJ										
lap	Sect-1	Speed	Sect-2	Speed	Sect-3	Speed	TopSpeed	laptime	pit	lap	Sect-1	Speed	Sect-2	Speed	Sect-3	Speed	Topspeed	laptime	pit
1		113.2	48.000	87.4	54.846		132.4	2:37.991		5	48.019	107.5	47.932	<u>88.4</u>	<u>54.804</u>	163.4	167.4	<u>2:30.755</u>	
2	48.228	114.0	47.894	86.4	56.030	<u>169.3</u>	<u>180.3</u>	2:32.152		6	<u>47.663</u>	115.0	48.220	83.1	56.033	<u>169.3</u>	165.9	2:31.916	
3	49.521	94.2	51.337	79.5	58.976	167.7	161.4	2:39.834		7	48.041	110.4	48.686	85.1	55.279	166.2	168.8	2:32.006	
4	54.060	98.2	51.929	73.9	1:02.198	153.2	134.8	2:48.187		8	48.584	<u>120.9</u>	<u>47.742</u>	84.2	54.936	167.7	173.1	2:31.262	

90 Angelo Delea(CH)									Brabham BT 16										
lap	Sect-1	Speed	Sect-2	Speed	Sect-3	Speed	TopSpeed	laptime	pit	lap	Sect-1	Speed	Sect-2	Speed	Sect-3	Speed	Topspeed	laptime	pit
1		135.8	43.645	89.3	50.484		131.1	2:23.174		5	43.624	154.5	43.892	83.6	<u>49.418</u>	179.7	190.8	2:16.934	
2	50.686	152.5	43.569	92.7	50.069	180.3	190.1	2:24.324		6	43.534	157.0	44.094	<u>93.8</u>	50.062	183.1	190.8	2:17.690	
3	43.614	<u>157.2</u>	45.955	73.2	53.411	180.9	188.5	2:22.980		7	<u>42.853</u>	151.5	<u>43.191</u>	93.0	49.779	182.4	193.2	<u>2:15.823</u>	
4	51.074	90.1	1:09.328	58.9	1:08.403	158.4	142.5	3:08.805		8									

97 Hans Ciers (BE)									Lotus 20										
lap	Sect-1	Speed	Sect-2	Speed	Sect-3	Speed	TopSpeed	laptime	pit	lap	Sect-1	Speed	Sect-2	Speed	Sect-3	Speed	Topspeed	laptime	pit
1		108.8	48.640	<u>88.9</u>	57.203		122.4	2:42.226		5	48.991	108.9	48.523	83.9	55.839	169.8	151.5	2:33.353	
2	49.203	111.6	48.418	85.5	58.499	171.4	157.0	2:36.120		6	48.878	112.5	48.219	81.3	<u>55.523</u>	173.4	150.4	2:32.620	
3	52.696	97.9	51.920	74.7	1:00.756	150.4	133.7	2:45.372		7	<u>48.189</u>	<u>112.6</u>	47.792	81.6	55.811	<u>176.5</u>	<u>161.0</u>	<u>2:31.792</u>	
4	51.955	104.5	50.003	78.5	57.659	148.4	137.8	2:39.617		8	50.354	109.1	<u>47.615</u>	86.3	1:00.308	172.2	157.7	2:38.277	

98 Chris Merrick (GB)									Cooper T2										
lap	Sect-1	Speed	Sect-2	Speed	Sect-3	Speed	TopSpeed	laptime	pit	lap	Sect-1	Speed	Sect-2	Speed	Sect-3	Speed	Topspeed	laptime	pit
1		135.8	44.358	94.6	51.144		149.4	2:25.781		5	43.176	142.7	43.612	93.6	<u>50.149</u>	180.6	196.7	2:16.937	
2	45.126	129.5	43.485	94.6	50.661	187.5	190.1	2:19.272		6	<u>42.698</u>	<u>147.5</u>	43.485	99.4	50.610	188.5	201.1	<u>2:16.793</u>	
3	43.634	126.5	47.778	76.6	53.839	186.2	199.3	2:25.251		7	43.476	134.5	<u>42.972</u>	<u>102.0</u>	50.396	186.5	198.5	2:16.844	
4	50.469	94.1	1:08.933	64.9	1:09.197	171.4	145.2	3:08.599		8	44.343	139.0	43.303	101.5	51.098	<u>189.1</u>	196.4	2:18.744	

127 Richard Wilson (GB)									Lotus 27										
lap	Sect-1	Speed	Sect-2	Speed	Sect-3	Speed	TopSpeed	laptime	pit	lap	Sect-1	Speed	Sect-2	Speed	Sect-3	Speed	Topspeed	laptime	pit
1		132.0	42.881	88.8	49.935		126.5	2:19.788		5	42.372	141.4	42.224	88.7	49.251	<u>190.5</u>	<u>206.1</u>	2:13.847	
2	43.127	137.4	42.647	84.6	49.636	185.9	203.0	2:15.410		6	<u>41.734</u>	141.7	41.894	85.9	<u>49.239</u>	190.1	<u>206.1</u>	<u>2:12.867</u>	
3	42.410	120.4	47.927	83.0	54.896	188.5	203.8	2:25.233		7	42.041	<u>149.6</u>	42.326	91.6	50.107	188.5	202.6	2:14.474	
4	56.500	79.0	1:09.851	64.9	1:08.223	161.4	160.0	3:14.574		8	42.595	137.9	<u>41.854</u>	<u>92.5</u>	50.467	187.8	203.4	2:14.916	



Algarve Classic Festival 2017
Autodromo Int. Algarve

FORMULA JUNIOR

26 - 29 October 2017

Laps and Sector Times - Race 2

Autodromo Internacional Algarve - 4652 mtr.

SC	SC - Jorge Fernandes (EG)																			
lap	Sect-1	Speed	Sect-2	Speed	Sect-3	Speed	TopSpeed	laptime	pit	lap	Sect-1	Speed	Sect-2	Speed	Sect-3	Speed	Topspeed	laptime	pit	
1	Out	80.2	1:13.342	59.9				4:16.889		2										



Algarve Classic Festival 2017

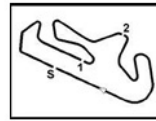
Autodromo Int. Algarve

FORMULA JUNIOR

Lap Chart - Race 2

26 - 29 October 2017
Autodromo Internacional Algarve - 4652 mtr.

Lap 1			Lap 2			Lap 3			Lap 4			Lap 5			Lap 6			Lap 7			Lap 8		
Nr.	Behind	Laptime	Nr.	Behind	Laptime	Nr.	Behind	Laptime	Nr.	Behind	Laptime	Nr.	Behind	Laptime	Nr.	Behind	Laptime	Nr.	Behind	Laptime	Nr.	Behind	Laptime
80		2:10.218	80		2:09.894	80		2:21.578	80		3:28.667	80		2:09.287	80		2:08.360	87		2:07.533	87		2:08.502
70	0.966	2:11.184	70	0.288	2:09.216	70	0.472	2:21.762	70	0.367	3:28.562	70	0.205	2:09.125	87	0.330	2:07.655	80	1.077	2:08.940	80	0.552	2:07.977
87	1.519	2:11.737	87	0.771	2:09.146	87	0.900	2:21.707	87	0.544	3:28.311	87	1.035	2:09.778	70	1.023	2:09.178	70	1.578	2:08.418	70	1.186	2:08.110
56	3.306	2:13.524	56	3.863	2:10.451	58	2.422	2:20.015	58	1.066	3:27.311	58	1.306	2:09.527	58	1.648	2:08.702	58	2.162	2:08.377	58	2.847	2:09.187
82	4.191	2:14.409	58	3.985	2:09.398	56	2.950	2:20.665	56	1.639	3:27.356	56	2.374	2:10.022	56	3.958	2:09.944	56	5.958	2:09.863	56	10.290	2:12.834
58	4.481	2:14.699	72	10.092	2:14.038	72	4.558	2:16.044	72	3.254	3:27.363	72	6.507	2:12.540	72	10.278	2:12.131	72	14.356	2:11.941	3	1 LAP	2:38.857
72	5.948	2:16.166	74	13.527	2:15.266	74	18.398	2:26.449	74	4.156	3:14.425	74	8.387	2:13.518	74	13.131	2:13.104	74	18.966	2:13.698	72	18.015	2:12.161
74	8.155	2:18.373	127	15.086	2:15.410	127	18.741	2:25.233	127	4.648	3:14.574	127	9.208	2:13.847	127	13.715	2:12.867	127	20.326	2:14.474	74	24.578	2:14.114
127	9.570	2:19.788	73	23.608	2:18.621	27	1 LAP	4:35.113	27	1 LAP	3:09.646	73	14.968	2:16.319	73	23.174	2:16.566	82	27.031	2:11.148	127	26.740	2:14.916
90	12.956	2:23.174	98	24.941	2:19.272	73	27.710	2:25.680	73	7.936	3:08.893	98	16.196	2:16.937	82	23.746	2:12.371	88	27.944	2:11.165	32	1 LAP	2:43.634
71	14.236	2:24.454	90	27.386	2:24.324	98	28.614	2:25.251	98	8.546	3:08.599	90	16.573	2:16.934	98	24.629	2:16.793	73	32.822	2:17.511	82	29.174	2:10.645
73	14.881	2:25.099	34	29.995	2:21.864	90	28.788	2:22.980	90	8.926	3:08.805	82	19.735	2:13.967	88	24.642	2:12.711	98	33.610	2:16.844	88	30.036	2:10.594
98	15.563	2:25.781	71	31.702	2:27.360	71	30.613	2:20.489	71	10.341	3:08.395	88	20.291	2:12.885	90	25.903	2:17.690	90	33.863	2:15.823	73	40.378	2:16.058
34	18.025	2:28.243	22	33.420	2:24.117	34	38.717	2:30.300	34	11.666	3:01.616	71	21.392	2:20.338	71	30.716	2:17.684	71	39.524	2:16.671	98	43.852	2:18.744
22	19.197	2:29.415	31	33.887	2:22.914	31	40.465	2:28.156	31	13.218	3:01.420	34	26.105	2:23.726	34	38.408	2:20.663	34	55.376	2:24.831	71	48.407	2:17.385
8	20.803	2:31.021	38	37.522	2:25.774	22	42.418	2:30.576	82	15.055	3:00.500	22	30.061	2:24.139	22	46.356	2:24.655	22	1:01.145	2:22.652	34	1:12.856	2:25.982
31	20.867	2:31.085	82	38.275	2:43.978	82	43.222	2:26.525	22	15.209	3:01.458	31	30.263	2:26.332	31	46.688	2:24.785	31	1:03.872	2:25.047	22	1:16.047	2:23.404
38	21.642	2:31.860	88	38.547	2:18.946	38	44.836	2:28.892	38	16.550	3:00.381	27	1 LAP	2:32.438	38	49.438	2:25.865	38	1:05.055	2:23.480	31	1:20.044	2:24.674
27	23.131	2:33.349	17	44.708	2:26.707	88	46.887	2:29.918	88	16.693	2:58.473	38	31.933	2:24.670	27	1 LAP	2:29.092	17	1:12.097	2:27.434	38	1:21.383	2:24.830
90	27.773	2:37.991	90	50.031	2:32.152	17	53.362	2:30.232	17	18.703	2:54.008	17	33.978	2:24.562	17	52.526	2:26.908	27	1 LAP	2:28.577	17	1:29.107	2:25.512
17	27.895	2:38.113	97	58.234	2:36.120	90	1:08.287	2:39.834	90	27.807	2:48.187	90	49.275	2:30.755	90	1:12.831	2:31.916	90	1:36.974	2:32.006	27	1 LAP	2:29.189
88	29.495	2:39.713	8	58.707	2:47.798	97	1:22.028	2:45.372	97	32.978	2:39.617	97	57.044	2:33.353	97	1:21.304	2:32.620	97	1:45.233	2:31.792	90	1:59.734	2:31.262
97	32.008	2:42.226	3	1:07.805	2:38.720	3	1:37.549	2:51.322	3	52.199	2:43.317	3	1:21.696	2:38.784	3	1:50.319	2:36.983				97	2:15.008	2:38.277
32	38.134	2:48.352	32	1:08.149	2:39.909	32	1:42.278	2:55.707	32	55.961	2:42.350	32	1:26.710	2:40.036	32	2:00.686	2:42.336				SC	7 LAPS	4:16.889



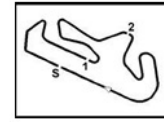
Algarve Classic Festival 2017
Autodromo Int. Algarve

FORMULA JUNIOR
Lap Chart - Race 2

26 - 29 October 2017
Autodromo Internacional Algarve - 4652 mtr.

Lap 1			Lap 2			Lap 3			Lap 4			Lap 5			Lap 6			Lap 7			Lap 8		
Nr.	Behind	Laptime	Nr.	Behind	Laptime	Nr.	Behind	Laptime	Nr.	Behind	Laptime	Nr.	Behind	Laptime	Nr.	Behind	Laptime	Nr.	Behind	Laptime	Nr.	Behind	Laptime
3	38.979	2:49.197				SC		2 LAPS	4:16.889														





Algarve Classic Festival 2017

Autodromo Int. Algarve

26 - 29 October 2017

Autodromo Internacional Algarve - 4652 mtr.

Starting grid - FORMULA JUNIOR - Race 2

Start Time : 12:45 - Heat Duration : 25 Minutes

Pos	Nbr	Name	time	Pos	Nbr	Name	time
-----	-----	------	------	-----	-----	------	------


----- STARTLINE ----- Pole Left

1	80	Lee Mowle	2:07.202	Row 1	2	87	Stephane Rey	2:07.970
3	70	John Fyda	2:08.590	Row 2	4	88	Lukas Halusa	2:09.758
5	58	Richard Smeeton	2:10.439	Row 3	6	82	Andrew Garside	2:10.786
7	56	Joao Paulo Campos Costa	2:12.063	Row 4	8	127	Richard Wilson	2:12.811
9	72	Chris Chilcott	2:13.113	Row 5	10	74	Iain Rowley	2:13.529
11	71	Philippe Bonny	2:15.735	Row 6	12	73	Peter Anstiss	2:16.842
13	90	Angelo Delea	2:19.242	Row 7	14	34	James Owen	2:20.154
15	22	Robin Lackford	2:25.335	Row 8	16	38	Pierre Guichard	2:25.497
17	27	Tom De Gres	2:26.923	Row 9	18	8	Larry Kinch	2:27.442
19	31	Steve Futter	2:31.270	Row 10	20	17	Joao Pedro Campos Costa	2:31.939
21	90	Mark Haynes	2:32.992	Row 11	22	3	M Ian Robinson	2:37.653
23	32	Gilbert Lenoir	2:43.715	Row 12	24	97	Hans Ciers	2:45.546

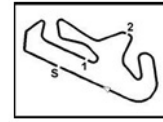
Publication-time

Results: <https://livetiming.raceresults.nu/autodromodoalgarve>

Timekeeping by :

Clerk of the Course	Steward	Timekeeper  Miguel C. Calado Gloria
Page 1 of 2		





Algarve Classic Festival 2017

Autodromo Int. Algarve

26 - 29 October 2017

Autodromo Internacional Algarve - 4652 mtr.

Starting grid - FORMULA JUNIOR - Race 2

Start Time : 12:45 - Heat Duration : 25 Minutes


Pos	Nbr	Name	time
-----	-----	------	------

Pos	Nbr	Name	time
-----	-----	------	------

25	98	Chris Merrick	
----	----	---------------	--

Row 13

26	39	Simon Durling	
----	----	---------------	--

Results: https://livetiming.raceresults.nu/autodromodoalgarve			Publication-time
Clerk of the Course	Steward	Timekeeper  Miguel C. Calado Gloria	Timekeeping by :
Page 2 of 2			



Algarve Classic Festival 2017

Autodromo Int. Algarve

Heat name : FORMULA JUNIOR - Race 2
 Heat Date : 29 October 2017
 Weather :
 : Autodromo Internacional Algarve - 4652 mtr.

Participants Started	: 26	Participants Classified	: 26
Participants Finished	: 23	Participants Not Classified	: 9
Participants Not Finished	: 3		
Green flag at	: 12:53:28	Heat recording start time	: 12:36:50
Finish flag waved at	: 13:11:49	Heat recording end time	: 13:22:28
Total time under Green	: 18:21	Total of All Laps in Heat	: 191
Number of cautions	: 2	Total time under Yellow	: 00:15:02
Number of code-60's	: 0	Total time under Code-60	: 00:00:00

Cautions/Code-60 history during the heat

#	Start time	End time	Duration	Comment
1	12:53:28	13:11:49	18:21	
2	12:59:14	13:03:33	4:18	
3	13:14:21	991	-2:31.011	
4	13:15:37	991	-3:47.180	

Summary of winners per class

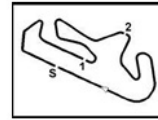
Nbr	Name / Team name	Car	Cls	Fastest Laptime	In	Avg. Speed	Laps	Race Time
87	Stephane Rey	Lola MK 5 A	E1	2:07.533	7	119.18	8	18:44.369
88	Lukas Halusa	Lotus 20	D2	2:10.594	8	116.07	8	19:14.405
34	James Owen	Gemini Mk 2	C2	2:20.663	6	111.92	8	19:57.225
22	Robin Lackford	Elva 100	B2	2:22.652	7	111.63	8	20:00.416
17	Joao Pedro Campos Costa	Scorpion FJ	B1	2:24.562	5	110.42	8	20:13.476
27	Tom De Gres	Stanguellini FJ	A	2:28.577	6	96.31	7	20:17.404
SC	SC - Jorge Fernandes		SC			27.70	1	10:04.664

Leader history during the Heat

#	Nbr	Lap	to Lap	Name	Car
1	80	1	6	Lee Mowle	Lotus 20/22
2	87	7	8	Stephane Rey	Lola MK 5 A

Best Lap time history during the Heat

#	Nbr	lap time	in lap	Name	Car	time of day
1	80	2:10.218	1	Lee Mowle	Lotus 20/22	12:55:39
2	80	2:09.894	2	Lee Mowle	Lotus 20/22	12:57:49
3	70	2:09.216	2	John Fyda	Brabham BT6	12:57:49
4	87	2:09.146	2	Stephane Rey	Lola MK 5 A	12:57:49
5	70	2:09.125	5	John Fyda	Brabham BT6	13:05:48
6	80	2:08.360	6	Lee Mowle	Lotus 20/22	13:07:56
7	87	2:07.655	6	Stephane Rey	Lola MK 5 A	13:07:57
8	87	2:07.533	7	Stephane Rey	Lola MK 5 A	13:10:04



Algarve Classic Festival 2017

Autodromo Int. Algarve

Summary of best lap times per class

Nbr	Name / Team name	Car	Cls	Fastest Laptime	In	Speed
27	Tom De Gres	Stanguellini FJ	A	2:28.577	6	112.74
17	Joao Pedro Campos Costa	Scorpion FJ	B1	2:24.562	5	115.87
22	Robin Lackford	Elva 100	B2	2:22.652	7	117.42
34	James Owen	Gemini Mk 2	C2	2:20.663	6	119.08
88	Lukas Halusa	Lotus 20	D2	2:10.594	8	128.26
87	Stephane Rey	Lola MK 5 A	E1	2:07.533	7	131.34
SC	SC - Jorge Fernandes		SC			0.00

Summary of number of laps in the lead

#	Nbr	Name	Car	# Laps in the lead
1	80	Lee Mowle	Lotus	6
2	87	Stephane Rey	Lola	2

