



FJHRA / HSCC HISTORIC FORMULA JUNIOR

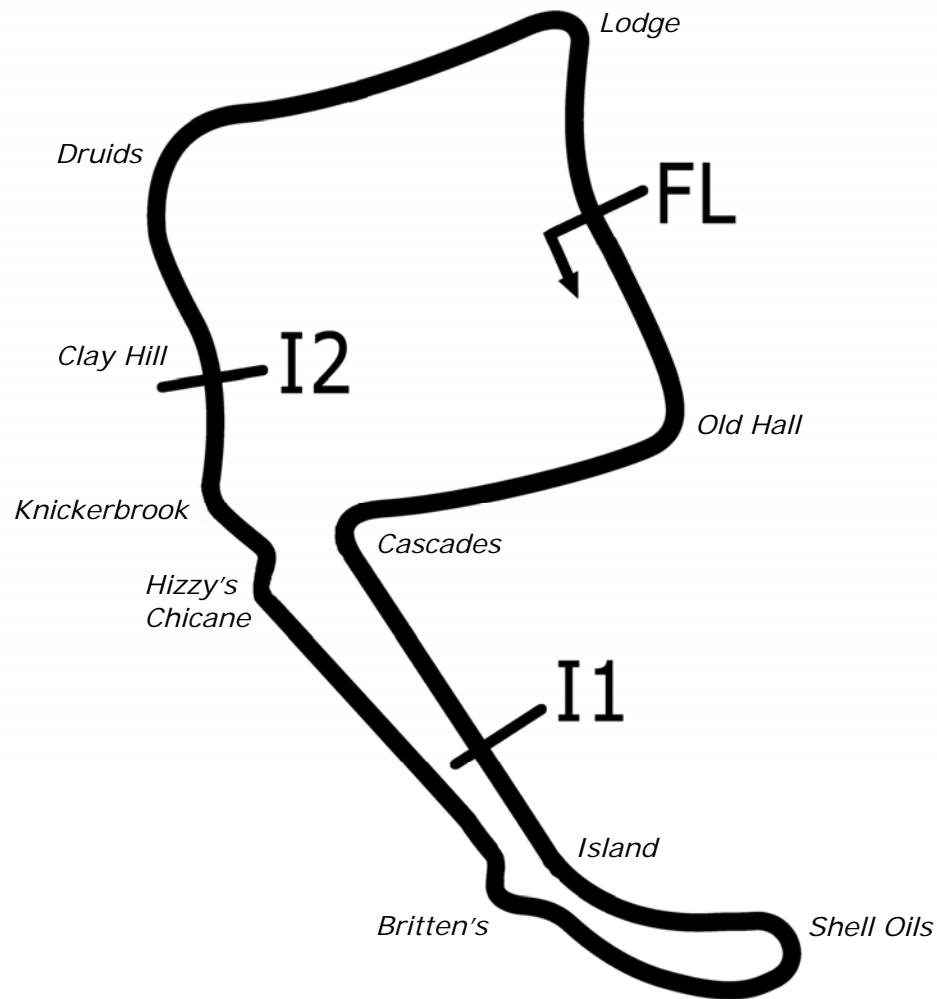
Oulton Park International Circuit

24th / 25th August 2019

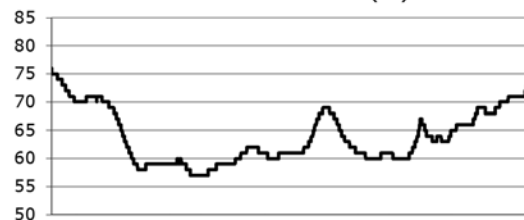


Results Provided by Timing Solutions Ltd
www.tsl-timing.com

Oulton Park International



Circuit Altitude (m)



Length	2.6920 miles	4332.4 m	
FL		53.17997 N	2.61294 W
I1	1163m	53.17248 N	2.61631 W
I2	3066m	53.17830 N	2.62040 W
Pit Entry	4314m	53.18011 N	2.61306 W
Pit Exit	180m after FL	53.17836 N	2.61232 W
Pit Entry–Pit Exit 199m, 11.9s @60kph, 8.9s @80kph			

All results available at www.tsl-timing.com

Sheet No:

Issue Time:



FJHRA / HSCC Historic Formula Junior QUALIFYING - RACE 1 - CLASSIFICATION

POS	NO	CL	PIC NAME	ENTRY	TIME	ON	LAPS	GAP	DIFF	MPH
1	9	B2	1 Peter DE LA ROCHE	Lola Mk2	2:01.414	4	6			79.82
2	63	D2	1 Laine MARTIN	Lotus 20	2:01.443	1	1	0.029	0.029	79.80
3	90	E1	1 Andrew HAYDEN	Lotus 22	2:01.482	2	7	0.068	0.039	79.77
4	5	E1	2 Robin LONGDON	Lola Mk5A	2:01.621	4	6	0.207	0.139	79.68
5	51*	B2	2 Michael HIBBERD	Lola Mk2	2:04.010	3	6	2.596	2.389	78.14
6	8	B2	3 Alex MORTON	Condor S2	2:04.385	4	6	2.971	0.375	77.91
7	37	C2	1 Andrew TAYLOR	Cooper T56	2:05.300	5	6	3.886	0.915	77.34
8	73	E1	3 Peter ANTISS	Lotus 20/22	2:05.876	3	6	4.462	0.576	76.99
9	76	E1	4 Simon DURLING	Lotus 22	2:06.601	6	6	5.187	0.725	76.54
10	29	B2	4 William GRIMSHAW	Moorland Mk1	2:06.776	4	5	5.362	0.175	76.44
11	11	B2	5 Nick TAYLOR	Elva 100	2:07.336	3	5	5.922	0.560	76.10
12	69	E1	5 Andrew TURVEY	Lola Mk5A	2:08.097	4	6	6.683	0.761	75.65
13	49	D2	2 Martin MCHUGH	North Star Mk1	2:09.944	6	6	8.530	1.847	74.58
14	35	C2	2 John HUTCHISON JNR	Envoy Mk1	2:12.685	5	6	11.271	2.741	73.03
15	7	B2	6 Duncan RABAGLIATI	Alexis HF1	2:22.395	1	5	20.981	9.710	68.05
16	36	C2	3 Robert GOODWIN	Kieft FJ	2:27.717	1	5	26.303	5.322	65.60
17	140	C2	4 Keith PICKERING	Britannia FJ	2:30.124	1	3	28.710	2.407	64.55

*Car 51 requires a working transponder - Regulation Q12.2.1 refers.
A 30 second penalty will be applied if not working in the race.

Weather / Track : Sunny / Dry

These results are provisional until the conclusion of any judicial and technical matters.

Oulton Park International
Circuit Length = 2.6920 miles
Start: 13:55 Flag 14:10 End: 14:12

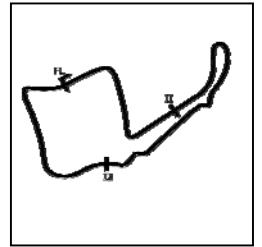
Clerk Of Course : Julian Floyd

Steward :

Timekeeper : Nick Palmer

FJHRA / HSCC Historic Formula Junior

QUALIFYING - RACE 1 - SECTOR ANALYSIS



SECTOR 1 = FL to I1, SECTOR 2 = I1 to I2, SECTOR 3 = I2 to FL, DIFF = Difference To Personal Best Lap, P = Crossed Finish Line in Pit Lane, D = Time Disallowed

P1		9 B2		Peter DE LA ROCHE				Lola Mk2			
IDEAL LAP TIME : 2:01.119		BEST LAP TIME : 2:01.414		DIFFERENCE : 0.295							
LAP	SECTOR 1		SECTOR 2		SECTOR 3		LAP TIME	MPH	DIFF	TIME OF DAY	
1 -	31.762	101.5	59.467	89.9	33.923	95.5	2:05.152	77.43	3.738	14:00:09.486	
2 -	30.426	101.9	58.467	88.4	35.312	94.5	2:04.205 (3)	78.02	2.791	14:02:13.691	
3 -	30.905	101.6	58.840	88.8	34.199	95.4	2:03.944 (2)	78.19	2.530	14:04:17.635	
4 -	29.840	102.4	58.288	90.4	33.286	96.1	2:01.414 (1)	79.82		14:06:19.049	
5 -	30.155	102.4	57.993	86.9	45.933	70.4	2:14.081	72.27	12.667	14:08:33.130	
6 -	38.968	72.3	1:11.245	70.4	41.541	71.3	2:31.754	63.86	30.340	14:11:04.884	

P2		63 D2		Laine MARTIN				Lotus 20			
IDEAL LAP TIME : 1:59.444		BEST LAP TIME : 2:01.443		DIFFERENCE : 1.999							
LAP	SECTOR 1		SECTOR 2		SECTOR 3		LAP TIME	MPH	DIFF	TIME OF DAY	
1 -	31.246	106.3	57.188	98.5	33.009	102.7	2:01.443 (1)	79.80		14:00:01.366	

P3		90 E1		Andrew HAYDEN				Lotus 22			
IDEAL LAP TIME : 2:00.921		BEST LAP TIME : 2:01.482		DIFFERENCE : 0.561							
LAP	SECTOR 1		SECTOR 2		SECTOR 3		LAP TIME	MPH	DIFF	TIME OF DAY	
1 -	30.247	107.2	58.352	92.8	33.650	98.2	2:02.249 (3)	79.27	0.767	13:59:59.934	
2 -	30.007	104.0	58.296	92.5	33.179	99.4	2:01.482 (1)	79.77		14:02:01.416	
3 -	30.444	106.5	59.567	68.6	36.346	97.2	2:06.357	76.69	4.875	14:04:07.773	
4 -	30.410	105.3	59.292	72.9	35.983	99.4	2:05.685	77.10	4.203	14:06:13.458	
5 -	31.572	104.8	1:01.330	65.5	35.507	97.9	2:08.409	75.47	6.927	14:08:21.867	
6 -	30.733	106.0	59.193	77.1	35.123	99.8	2:05.049	77.50	3.567	14:10:26.916	
7 -	29.839	106.5	57.903	76.0	34.329	96.1	2:02.071 (2)	79.39	0.589	14:12:28.987	

P4		5 E1		Robin LONGDON				Lola Mk5A			
IDEAL LAP TIME : 2:00.831		BEST LAP TIME : 2:01.621		DIFFERENCE : 0.790							
LAP	SECTOR 1		SECTOR 2		SECTOR 3		LAP TIME	MPH	DIFF	TIME OF DAY	
1 -	30.616	105.5	1:01.125	93.5	33.316	100.9	2:05.057	77.49	3.436	14:00:28.003	
2 -	29.882	107.0	1:00.446	68.6	37.751	101.5	2:08.079	75.66	6.458	14:02:36.082	
3 -	30.510	108.9	59.816	91.5	33.855	100.3	2:04.181 (3)	78.04	2.560	14:04:40.263	
4 -	29.893	108.7	58.326	89.5	33.402	100.9	2:01.621 (1)	79.68		14:06:41.884	
5 -	29.373	107.0	58.142	94.1	34.852	96.2	2:02.367 (2)	79.19	0.746	14:08:44.251	
6 -	29.666	107.0	1:01.425	60.2	36.369	99.5	2:07.460	76.03	5.839	14:10:51.711	

P5		51 B2		Michael HIBBERD				Lola Mk2			
IDEAL LAP TIME :		BEST LAP TIME : 2:04.010		DIFFERENCE :							
LAP	SECTOR 1		SECTOR 2		SECTOR 3		LAP TIME	MPH	DIFF	TIME OF DAY	
1 -							2:05.677	77.11	1.667	14:00:22.662	
2 -							2:05.265 (3)	77.36	1.255	14:02:27.927	
3 -							2:04.010 (1)	78.14		14:04:31.937	
4 -							2:04.703 (2)	77.71	0.693	14:06:36.640	
5 -							2:06.274	76.74	2.264	14:08:42.914	
6 -							2:05.980	76.92	1.970	14:10:48.894	

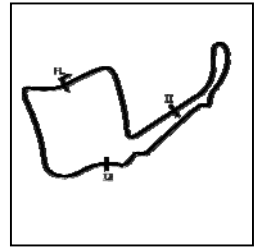
P6		8 B2		Alex MORTON				Condor S2			
IDEAL LAP TIME : 2:03.705		BEST LAP TIME : 2:04.385		DIFFERENCE : 0.680							
LAP	SECTOR 1		SECTOR 2		SECTOR 3		LAP TIME	MPH	DIFF	TIME OF DAY	
1 -	31.138	98.6	1:00.205	88.6	34.803	93.4	2:06.146 (3)	76.82	1.761	14:00:18.620	
2 -	30.629	101.0	1:00.098	84.4	37.814	87.8	2:08.541	75.39	4.156	14:02:27.161	
3 -	31.287	98.8	58.873	88.4	35.776	94.1	2:05.936 (2)	76.95	1.551	14:04:33.097	
4 -	30.605	101.6	59.078	88.1	34.702	95.1	2:04.385 (1)	77.91		14:06:37.482	
5 -	30.130	102.9	59.028	82.5	37.426	92.9	2:06.584	76.56	2.199	14:08:44.066	
6 -	30.961	104.3	1:00.704	58.3	38.152	92.4	2:09.817	74.65	5.432	14:10:53.883	

Weather / Track : Sunny / Dry

Oulton Park International
Circuit Length = 2.6920 miles
Start: 13:55 Flag 14:10 End: 14:12

FJHRA / HSCC Historic Formula Junior

QUALIFYING - RACE 1 - SECTOR ANALYSIS



SECTOR 1 = FL to I1, SECTOR 2 = I1 to I2, SECTOR 3 = I2 to FL, DIFF = Difference To Personal Best Lap, P = Crossed Finish Line in Pit Lane, D = Time Disallowed

P7 37 C2 Andrew TAYLOR		Cooper T56					
IDEAL LAP TIME : 2:04.689		BEST LAP TIME : 2:05.300		DIFFERENCE : 0.611			
LAP	SECTOR 1	SECTOR 2	SECTOR 3	LAP TIME	MPH	DIFF	TIME OF DAY
1 -	33.377 100.4	1:00.448 86.1	35.452 93.0	2:09.277	74.96	3.977	14:00:38.944
2 -	31.391 100.7	59.501 78.9	35.929 93.5	2:06.821	76.41	1.521	14:02:45.765
3 -	30.804 101.8	59.408 85.1	35.615 92.4	2:05.827 (3)	77.02	0.527	14:04:51.592
4 -	30.782 102.4	59.486 84.9	35.261 93.9	2:05.529 (2)	77.20	0.229	14:06:57.121
5 -	30.792 101.6	59.721 83.2	34.787 94.7	2:05.300 (1)	77.34		14:09:02.421
6 -	30.494 102.1	1:02.240 70.1	36.802 92.3	2:09.536	74.81	4.236	14:11:11.957

P8 73 E1 Peter ANTISS		Lotus 20/22					
IDEAL LAP TIME : 2:04.968		BEST LAP TIME : 2:05.876		DIFFERENCE : 0.908			
LAP	SECTOR 1	SECTOR 2	SECTOR 3	LAP TIME	MPH	DIFF	TIME OF DAY
1 -	31.991 100.9	1:01.441 90.5	34.832 94.3	2:08.264 (2)	75.55	2.388	14:00:26.317
2 -	30.708 102.1	1:00.924 72.0	39.118 94.1	2:10.750	74.12	4.874	14:02:37.067
3 -	31.616 102.7	59.696 88.5	34.564 94.6	2:05.876 (1)	76.99		14:04:42.943
4 -	30.787 103.0	1:01.077 78.2	36.957 94.5	2:08.821	75.23	2.945	14:06:51.764
5 -	31.589 101.6	1:01.165 83.1	35.601 94.6	2:08.355 (3)	75.50	2.479	14:09:00.119
6 -	31.492 101.0	1:03.178 72.0	38.884 96.4	2:13.554	72.56	7.678	14:11:13.673

P9 76 E1 Simon DURLING		Lotus 22					
IDEAL LAP TIME : 2:06.601		BEST LAP TIME : 2:06.601		DIFFERENCE : 0.000			
LAP	SECTOR 1	SECTOR 2	SECTOR 3	LAP TIME	MPH	DIFF	TIME OF DAY
1 -	32.536 97.8	1:01.807 87.9	35.726 96.0	2:10.069	74.50	3.468	14:00:45.649
2 -	32.326 102.1	1:02.131 74.6	38.460 95.8	2:12.917	72.91	6.316	14:02:58.566
3 -	31.549 101.0	1:01.521 80.5	37.414 95.8	2:10.484	74.27	3.883	14:05:09.050
4 -	31.198 104.8	1:00.709 85.3	35.490 96.8	2:07.397 (2)	76.07	0.796	14:07:16.447
5 -	31.457 103.0	1:00.677 88.8	36.043 93.3	2:08.177 (3)	75.60	1.576	14:09:24.624
6 -	30.986 102.7	1:00.653 87.9	34.962 93.8	2:06.601 (1)	76.54		14:11:31.225

P10 29 B2 William GRIMSHAW		Moorland Mk1					
IDEAL LAP TIME : 2:06.391		BEST LAP TIME : 2:06.776		DIFFERENCE : 0.385			
LAP	SECTOR 1	SECTOR 2	SECTOR 3	LAP TIME	MPH	DIFF	TIME OF DAY
1 -	35.293 97.1	1:06.150 84.7	36.704 92.3	2:18.147	70.15	11.371	14:00:59.991
2 -	32.465 95.7	1:04.309 75.4	42.122 89.7	2:18.896	69.77	12.120	14:03:18.887
3 -	31.899 97.5	1:01.584 86.3	36.055 90.6	2:09.538 (3)	74.81	2.762	14:05:28.425
4 -	31.096 97.8	1:00.424 86.7	35.256 93.2	2:06.776 (1)	76.44		14:07:35.201
5 -	31.408 97.1	1:01.074 87.0	34.871 93.0	2:07.353 (2)	76.09	0.577	14:09:42.554

P11 11 B2 Nick TAYLOR		Elva 100					
IDEAL LAP TIME : 2:07.150		BEST LAP TIME : 2:07.336		DIFFERENCE : 0.186			
LAP	SECTOR 1	SECTOR 2	SECTOR 3	LAP TIME	MPH	DIFF	TIME OF DAY
1 -	35.993 89.4	1:06.545 79.7	IN PIT	2:27.400 P	65.74	20.064	14:01:02.866
2 -	OUTLAP	91.0 1:00.836 82.1	35.538 89.1	3:18.326	48.86	1:10.990	14:04:21.192
3 -	31.633 95.3	1:00.363 84.4	35.340 89.7	2:07.336 (1)	76.10		14:06:28.528
4 -	31.714 95.4	1:02.617 69.1	36.523 89.9	2:10.854 (3)	74.06	3.518	14:08:39.382
5 -	31.702 95.8	1:02.191 85.7	35.154 89.5	2:09.047 (2)	75.09	1.711	14:10:48.429

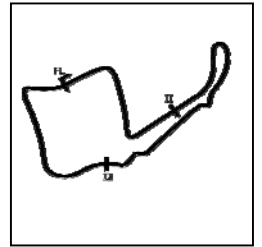
P12 69 E1 Andrew TURVEY		Lola Mk5A					
IDEAL LAP TIME : 2:05.790		BEST LAP TIME : 2:08.097		DIFFERENCE : 2.307			
LAP	SECTOR 1	SECTOR 2	SECTOR 3	LAP TIME	MPH	DIFF	TIME OF DAY
1 -	32.803 96.1	1:02.019 88.7	34.339 93.7	2:09.161	75.03	1.064	14:00:24.677
2 -	31.355 96.8	1:01.268 78.2	38.449 92.5	2:11.072	73.93	2.975	14:02:35.749
3 -	31.834 99.1	1:02.168 86.5	34.303 94.5	2:08.305 (2)	75.53	0.208	14:04:44.054
4 -	30.999 98.9	1:00.488 82.6	36.610 94.2	2:08.097 (1)	75.65		14:06:52.151
5 -	31.867 98.6	1:01.604 87.6	34.918 94.5	2:08.389 (3)	75.48	0.292	14:09:00.540
6 -	32.001 97.6	1:02.993 68.0	39.061 87.6	2:14.055	72.29	5.958	14:11:14.595

Weather / Track : Sunny / Dry

Oulton Park International
Circuit Length = 2.6920 miles
Start: 13:55 Flag 14:10 End: 14:12

FJHRA / HSCC Historic Formula Junior

QUALIFYING - RACE 1 - SECTOR ANALYSIS



SECTOR 1 = FL to I1, SECTOR 2 = I1 to I2, SECTOR 3 = I2 to FL, DIFF = Difference To Personal Best Lap, P = Crossed Finish Line in Pit Lane, D = Time Disallowed

P13 49 D2		Martin MCHUGH		North Star Mk1						
IDEAL LAP TIME : 2:09.734		BEST LAP TIME : 2:09.944		DIFFERENCE : 0.210						
LAP	SECTOR 1	SECTOR 2	SECTOR 3	LAP TIME	MPH	DIFF	TIME OF DAY			
1 -	34.045	84.9	1:04.549	85.1	36.638	91.9	2:15.232	71.66	5.288	14:00:44.488
2 -	33.618	84.8	1:04.046	78.7	38.396	91.9	2:16.060	71.22	6.116	14:03:00.548
3 -	33.940	95.4	1:04.119	64.2	38.792	90.9	2:16.851	70.81	6.907	14:05:17.399
4 -	32.804	96.2	1:02.956	82.8	36.826	92.8	2:12.586 (3)	73.09	2.642	14:07:29.985
5 -	32.725	95.3	1:02.606	85.2	35.983	91.8	2:11.314 (2)	73.80	1.370	14:09:41.299
6 -	32.116	96.9	1:01.635	86.2	36.193	93.2	2:09.944 (1)	74.58		14:11:51.243

P14 35 C2		John HUTCHISON JNR		Envoy Mk1						
IDEAL LAP TIME : 2:12.179		BEST LAP TIME : 2:12.685		DIFFERENCE : 0.506						
LAP	SECTOR 1	SECTOR 2	SECTOR 3	LAP TIME	MPH	DIFF	TIME OF DAY			
1 -	33.554	96.8	1:03.805	83.4	37.349	87.7	2:14.708	71.94	2.023	14:01:07.458
2 -	33.458	98.1	1:03.298	71.2	37.613	92.3	2:14.369	72.12	1.684	14:03:21.827
3 -	44.207	73.9	1:04.286	75.0	37.661	91.9	2:26.154	66.30	13.469	14:05:47.981
4 -	33.206	97.2	1:03.268	80.1	36.503	91.8	2:12.977 (3)	72.87	0.292	14:08:00.958
5 -	32.757	97.8	1:03.383	80.3	36.545	92.3	2:12.685 (1)	73.03		14:10:13.643
6 -	32.408	98.8	1:03.626	78.3	36.911	84.8	2:12.945 (2)	72.89	0.260	14:12:26.588

P15 7 B2		Duncan RABAGLIATI		Alexis HF1						
IDEAL LAP TIME : 2:20.959		BEST LAP TIME : 2:22.395		DIFFERENCE : 1.436						
LAP	SECTOR 1	SECTOR 2	SECTOR 3	LAP TIME	MPH	DIFF	TIME OF DAY			
1 -	35.639	86.1	1:08.090	77.3	38.666	85.0	2:22.395 (1)	68.05		14:01:14.498
2 -	35.230	87.6	1:07.724	67.9	41.878	81.1	2:24.832 (3)	66.91	2.437	14:03:39.330
3 -	35.580	88.8	1:07.590	62.2	41.212	81.7	2:24.382 (2)	67.12	1.987	14:06:03.712
4 -	34.703	87.4	1:08.876	61.2	43.629	82.7	2:27.208	65.83	4.813	14:08:30.920
5 -	35.104	88.0	1:08.970	58.0	41.573	83.1	2:25.647	66.53	3.252	14:10:56.567

P16 36 C2		Robert GOODWIN		Kieft FJ						
IDEAL LAP TIME : 2:27.407		BEST LAP TIME : 2:27.717		DIFFERENCE : 0.310						
LAP	SECTOR 1	SECTOR 2	SECTOR 3	LAP TIME	MPH	DIFF	TIME OF DAY			
1 -	36.029	90.4	1:11.566	76.6	40.122	87.2	2:27.717 (1)	65.60		14:01:08.735
2 -	36.503	86.3	1:14.174	72.0	41.286	81.1	2:31.963	63.77	4.246	14:03:40.698
3 -	35.719	81.3	1:13.365	68.3	41.972	80.1	2:31.056 (3)	64.15	3.339	14:06:11.754
4 -	37.789	82.4	1:12.738	71.0	42.408	79.0	2:32.935	63.36	5.218	14:08:44.689
5 -	37.499	83.4	1:11.801	76.9	41.362	80.9	2:30.662 (2)	64.32	2.945	14:11:15.351

P17 140 C2		Keith PICKERING		Britannia FJ						
IDEAL LAP TIME : 2:30.124		BEST LAP TIME : 2:30.124		DIFFERENCE : 0.000						
LAP	SECTOR 1	SECTOR 2	SECTOR 3	LAP TIME	MPH	DIFF	TIME OF DAY			
1 -	37.317	73.9	1:11.870	72.7	40.937	76.9	2:30.124 (1)	64.55		14:01:04.180
2 -	37.623	80.4	1:13.953	63.5	45.233	71.9	2:36.809 (2)	61.80	6.685	14:03:40.989
3 -	37.698	75.3	1:14.862	65.6	IN PIT		2:45.841 P	58.43	15.717	14:06:26.830

FJHRA / HSCC Historic Formula Junior

QUALIFYING - RACE 1 - BEST SECTORS

SECTOR 1			SECTOR 2			SECTOR 3			IDEAL / BEST COMPARISON						
POS	NO	NAME	TIME	NO	NAME	TIME	NO	NAME	TIME	POS	NO	NAME	IDEAL	BEST	DIFF
													PERFECT LAP	1:59.444	
1	63	MARTIN	29.247	63	MARTIN	57.188	63	MARTIN	33.009	1	63	MARTIN	1:59.444	2:01.443	1.999
2	5	LONGDON	29.373	90	HAYDEN	57.903	90	HAYDEN	33.179	2	5	LONGDON	2:00.831	2:01.621	0.790
3	90	HAYDEN	29.839	9	DE LA ROCHE	57.993	9	DE LA ROCHE	33.286	3	90	HAYDEN	2:00.921	2:01.482	0.561
4	9	DE LA ROCHE	29.840	5	LONGDON	58.142	5	LONGDON	33.316	4	9	DE LA ROCHE	2:01.119	2:01.414	0.295
5	8	MORTON	30.130	8	MORTON	58.873	69	TURVEY	34.303	5	8	MORTON	2:03.705	2:04.385	0.680
6	37	TAYLOR	30.494	37	TAYLOR	59.408	73	ANSTISS	34.564	6	37	TAYLOR	2:04.689	2:05.300	0.611
7	73	ANSTISS	30.708	73	ANSTISS	59.696	8	MORTON	34.702	7	73	ANSTISS	2:04.968	2:05.876	0.908
8	76	DURLING	30.986	11	TAYLOR	1:00.363	37	TAYLOR	34.787	8	69	TURVEY	2:05.790	2:08.097	2.307
9	69	TURVEY	30.999	29	GRIMSHAW	1:00.424	29	GRIMSHAW	34.871	9	29	GRIMSHAW	2:06.391	2:06.776	0.385
10	29	GRIMSHAW	31.096	69	TURVEY	1:00.488	76	DURLING	34.962	10	76	DURLING	2:06.601	2:06.601	0.000
11	11	TAYLOR	31.633	76	DURLING	1:00.653	11	TAYLOR	35.154	11	11	TAYLOR	2:07.150	2:07.336	0.186
12	49	MCHUGH	32.116	49	MCHUGH	1:01.635	49	MCHUGH	35.983	12	49	MCHUGH	2:09.734	2:09.944	0.210
13	35	HUTCHISON JNR	32.408	35	HUTCHISON JNR	1:03.268	35	HUTCHISON JNR	36.503	13	35	HUTCHISON JNR	2:12.179	2:12.685	0.506
14	7	RABAGLIATI	34.703	7	RABAGLIATI	1:07.590	7	RABAGLIATI	38.666	14	7	RABAGLIATI	2:20.959	2:22.395	1.436
15	36	GOODWIN	35.719	36	GOODWIN	1:11.566	36	GOODWIN	40.122	15	36	GOODWIN	2:27.407	2:27.717	0.310
16	140	PICKERING	37.317	140	PICKERING	1:11.870	140	PICKERING	40.937	16	140	PICKERING	2:30.124	2:30.124	0.000
17										17	51	HIBBERD		2:04.010	

Weather / Track : Sunny / Dry

Results can be found at www.tsl-timing.com

Oulton Park International
 Circuit Length = 2.6920 miles
 Start: 13:55 Flag 14:10 End: 14:12

Printed - 14:15 Saturday, 24 August 2019

FJHRA / HSCC Historic Formula Junior

QUALIFYING - RACE 1 - BEST SPEEDS

POS	INTERMEDIATE 1			INTERMEDIATE 2			FINISH LINE		
	NO	NAME	MPH	NO	NAME	MPH	NO	NAME	MPH
1	63	MARTIN	110.0	63	MARTIN	98.5	63	MARTIN	102.7
2	5	LONGDON	108.9	5	LONGDON	94.1	5	LONGDON	101.5
3	90	HAYDEN	107.2	90	HAYDEN	92.8	90	HAYDEN	99.8
4	76	DURLING	104.8	73	ANSTISS	90.5	76	DURLING	96.8
5	8	MORTON	104.3	9	DE LA ROCHE	90.4	73	ANSTISS	96.4
6	73	ANSTISS	103.0	76	DURLING	88.8	9	DE LA ROCHE	96.1
7	9	DE LA ROCHE	102.4	69	TURVEY	88.7	8	MORTON	95.1
8	37	TAYLOR	102.4	8	MORTON	88.6	37	TAYLOR	94.7
9	69	TURVEY	99.1	29	GRIMSHAW	87.0	69	TURVEY	94.5
10	35	HUTCHISON JNR	98.8	49	MCHUGH	86.2	29	GRIMSHAW	93.2
11	29	GRIMSHAW	97.8	37	TAYLOR	86.1	49	MCHUGH	93.2
12	49	MCHUGH	96.9	11	TAYLOR	85.7	35	HUTCHISON JNR	92.3
13	11	TAYLOR	95.8	35	HUTCHISON JNR	83.4	11	TAYLOR	89.9
14	36	GOODWIN	90.4	7	RABAGLIATI	77.3	36	GOODWIN	87.2
15	7	RABAGLIATI	88.8	36	GOODWIN	76.9	7	RABAGLIATI	85.0
16	140	PICKERING	80.4	140	PICKERING	72.7	140	PICKERING	77.0
17									

Weather / Track : Sunny / Dry

Results can be found at www.tsl-timing.com

Oulton Park International
Circuit Length = 2.6920 miles
Start: 13:55 Flag 14:10 End: 14:12

Printed - 14:16 Saturday, 24 August 2019

FJHRA / HSCC Historic Formula Junior

QUALIFYING - RACE 1 - STATISTICS

Competitors Started 17
Planned Start 2019-08-24 @ 14:00:00.000
Actual Start 2019-08-24 @ 13:55:49.344
Finish Time 2019-08-24 @ 14:10:45.345
Track Length 2.6920mi.
Total Laps 91
Total Distance Covered 244.9745mi.

Session Fastest Lap History

NO	CL	NAME	LAP TIME	TIME OF DAY	LAP	VEHICLE
90	E1	Andrew HAYDEN	2:02.249	13:59:59.960	1	Lotus 22
63	D2	Laine MARTIN	2:01.443	14:00:01.389	1	Lotus 20
9	B2	Peter DE LA ROCHE	2:01.414	14:06:19.062	4	Lola Mk2

Flag History

TYPE	TIME OF DAY
GREEN	13:55:49.344
FINISH	14:10:45.345

Flag Statistics

TYPE	COUNT	TOTAL LAPS	TOTAL TIME
Green	1	7	16:51.731
Red	0	0	0.000
Safety Car	0	0	0.000
FCY	0	0	0.000

Weather / Track : Sunny / Dry

These results are provisional until the conclusion of any judicial and technical matters.

Oulton Park International
 Circuit Length = 2.6920 miles
 Start: 13:55 Flag 14:10 End: 14:12

Clerk Of Course : Julian Floyd	Timekeeper : Nick Palmer
--------------------------------	--------------------------

**FJHRA / HSCC Historic Formula Junior
QUALIFYING - RACE 1 - STATISTICS**

CLASS : B2

6 Starters

Fastest Lap History

NO	NAME	LAP TIME	TIME OF DAY	LAP	VEHICLE
9	Peter DE LA ROCHE	2:05.152	14:00:09.499	1	Lola Mk2
9	Peter DE LA ROCHE	2:04.205	14:02:13.704	2	Lola Mk2
9	Peter DE LA ROCHE	2:03.944	14:04:17.648	3	Lola Mk2
9	Peter DE LA ROCHE	2:01.414	14:06:19.062	4	Lola Mk2

Weather / Track : Sunny / Dry

These results are provisional until the conclusion of any judicial and technical matters.

Oulton Park International
Circuit Length = 2.6920 miles
Start: 13:55 Flag 14:10 End: 14:12

Clerk Of Course : Julian Floyd

Timekeeper : Nick Palmer

**FJHRA / HSCC Historic Formula Junior
QUALIFYING - RACE 1 - STATISTICS**

CLASS : C2

4 Starters

Fastest Lap History

NO	NAME	LAP TIME	TIME OF DAY	LAP	VEHICLE
37	Andrew TAYLOR	2:09.277	14:00:38.961	1	Cooper T56
37	Andrew TAYLOR	2:06.821	14:02:45.782	2	Cooper T56
37	Andrew TAYLOR	2:05.827	14:04:51.609	3	Cooper T56
37	Andrew TAYLOR	2:05.529	14:06:57.138	4	Cooper T56
37	Andrew TAYLOR	2:05.300	14:09:02.437	5	Cooper T56

Weather / Track : Sunny / Dry

These results are provisional until the conclusion of any judicial and technical matters.

Oulton Park International
Circuit Length = 2.6920 miles
Start: 13:55 Flag 14:10 End: 14:12

Clerk Of Course : Julian Floyd

Timekeeper : Nick Palmer

**FJHRA / HSCC Historic Formula Junior
QUALIFYING - RACE 1 - STATISTICS**

CLASS : D2

2 Starters

Fastest Lap History

NO	NAME	LAP TIME	TIME OF DAY	LAP	VEHICLE
63	Laine MARTIN	2:01.443	14:00:01.389	1	Lotus 20

Weather / Track : Sunny / Dry

These results are provisional until the conclusion of any judicial and technical matters.

Oulton Park International
Circuit Length = 2.6920 miles
Start: 13:55 Flag 14:10 End: 14:12

Clerk Of Course : Julian Floyd

Timekeeper : Nick Palmer

**FJHRA / HSCC Historic Formula Junior
QUALIFYING - RACE 1 - STATISTICS**

CLASS : E1

5 Starters

Fastest Lap History

NO	NAME	LAP TIME	TIME OF DAY	LAP	VEHICLE
90	Andrew HAYDEN	2:02.249	13:59:59.960	1	Lotus 22
90	Andrew HAYDEN	2:01.482	14:02:01.441	2	Lotus 22

Weather / Track : Sunny / Dry

These results are provisional until the conclusion of any judicial and technical matters.

Oulton Park International
Circuit Length = 2.6920 miles
Start: 13:55 Flag 14:10 End: 14:12

Clerk Of Course : Julian Floyd


Timekeeper : Nick Palmer

Sheet No:

Issue Time:



FJHRA / HSCC Historic Formula Junior
RACE 1 - GRID (20 minutes) - AMENDED

ROW 8	15	2:27.717	36 Robert GOODWIN	16	2:30.124	140 Keith PICKERING
ROW 7	13	2:12.685	35 John HUTCHISON JNR	14	2:22.395	7 Duncan RABAGLIATI
ROW 6	11	2:08.097	69 Andrew TURVEY	12	2:09.944	49 Martin MCHUGH
ROW 5	9	2:06.776	29 William GRIMSHAW	10	2:07.336	11 Nick TAYLOR
ROW 4	7	2:05.876	73 Peter ANTISS	8	2:06.601	76 Simon DURLING
ROW 3	5	2:04.385	8 Alex MORTON	6	2:05.300	37 Andrew TAYLOR
ROW 2	3	2:01.621	5 Robin LONGDON	4	2:04.010	51 Michael HIBBERD
ROW 1	1	2:01.414	9 Peter DE LA ROCHE	2	2:01.482	90 Andrew HAYDEN
Pole						
						

Car 63 - withdrawn.

Oulton Park International
 Circuit Length = 2.6920 miles

These results are provisional until the conclusion of any judicial and technical matters.

Clerk Of Course : Julian Floyd

Steward :

Timekeeper : Nick Palmer

Sheet No:

Issue Time:



**FJHRA / HSCC Historic Formula Junior
RACE 8 - GRID (20 minutes)**

ROW 8	15	2:30.124	140	Keith PICKERING					
ROW 7	13	2:22.395	7	Duncan RABAGLIATI	14	2:27.717	36	Robert GOODWIN	
ROW 6		2:09.944	11	49	Martin MCHUGH	12	2:12.685	35	John HUTCHISON JNR
ROW 5	9	2:07.336	11	Nick TAYLOR	10	2:08.097	69	Andrew TURVEY	
ROW 4		2:05.876	7	73	Peter ANSTISS	8	2:06.601	76	Simon DURLING
ROW 3	5	2:04.385	8	Alex MORTON	6	2:05.300	37	Andrew TAYLOR	
ROW 2		2:01.621	3	5	Robin LONGDON	4	2:04.010	51	Michael HIBBERD
ROW 1	1	2:01.414	9	Peter DE LA ROCHE	2	2:01.482	90	Andrew HAYDEN	
Pole									

Oulton Park International
Circuit Length = 2.6920 miles

These results are provisional until the conclusion of any judicial and technical matters.

Clerk Of Course : Julian Floyd

Steward :

Timekeeper : Nick Palmer

Sheet No:

Issue Time:



FJHRA / HSCC Historic Formula Junior

RACE 1 - CLASSIFICATION

POS	NO	CL	PIC NAME	ENTRY	LAPS	TIME	GAP	DIFF	MPH	BEST	ON
1	90	E1	1 Andrew HAYDEN	Lotus 22	10	20:06.941			80.29	1:58.158	6
2	51	B2	1 Michael HIBBERD	Lola Mk2	10	20:23.292	16.351	16.351	79.22	2:00.925	8
3	8	B2	2 Alex MORTON	Condor S2	10	20:23.850	16.909	0.558	79.18	2:00.624	8
4	5	E1	2 Robin LONGDON	Lola Mk5A	10	20:38.578	31.637	14.728	78.24	2:00.879	6
5	11	B2	3 Nick TAYLOR	Elva 100	10	20:54.636	47.695	16.058	77.24	2:04.157	7
6	69	E1	3 Andrew TURVEY	Lola Mk5A	10	21:15.509	1:08.568	20.873	75.97	2:04.211	9
7	73	E1	4 Peter ANSTISS	Lotus 20/22	10	21:16.615	1:09.674	1.106	75.91	2:04.979	9
8	76	E1	5 Simon DURLING	Lotus 22	10	21:34.327	1:27.386	17.712	74.87	2:05.516	5
9	29	B2	4 William GRIMSHAW	Moorland Mk1	10	21:35.154	1:28.213	0.827	74.82	2:07.151	8
10	49	D2	1 Martin MCHUGH	North Star Mk1	10	21:41.265	1:34.324	6.111	74.47	2:08.460	6
11	35	C2	1 John HUTCHISON JNR	Envoy Mk1	10	22:01.824	1:54.883	20.559	73.31	2:09.687	3
12	7	B2	5 Duncan RABAGLIATI	Alexis HF1	9	20:58.487	1 Lap	1 Lap	69.30	2:17.586	6
13	36	C2	2 Robert GOODWIN	Kieft FJ	9	21:09.273	1 Lap	10.786	68.71	2:12.806	5

NOT CLASSIFIED

DNF	9	B2	Peter DE LA ROCHE	Lola Mk2	6	12:04.474	4 Laps	3 Laps	80.26	1:58.879	5
NC	37	C2	Andrew TAYLOR	Cooper T56	5	22:35.092	5 Laps	1 Lap	35.75	2:41.492	4
DNF	140	C2	Keith PICKERING	Britannia FJ	1	10:53.022	9 Laps	4 Laps	14.84		

FASTEST LAP

90	E1	Andrew HAYDEN	Lotus 22	6	1:58.158	82.01 mph	131.99 kph
9	B2	Peter DE LA ROCHE	Lola Mk2	5	1:58.879	81.52 mph	131.19 kph
49	D2	Martin MCHUGH	North Star Mk1	6	2:08.460	75.44 mph	121.41 kph
35	C2	John HUTCHISON JNR	Envoy Mk1	3	2:09.687	74.72 mph	120.26 kph

Weather / Track : Sunny / Dry

These results are provisional until the conclusion of any judicial and technical matters.

Oulton Park International

Circuit Length = 2.6920 miles

Start: 12:04 Flag 12:24 End: 12:27

Clerk Of Course : Julian Floyd

Steward :

Timekeeper : Nick Palmer

FJHRA / HSCC Historic Formula Junior

RACE 1 - LAP CHART

LAP 1 @ 12:06:44.468			LAP 2 @ 12:08:45.884			LAP 3 @ 12:10:45.758			LAP 4 @ 12:12:45.177			LAP 5 @ 12:14:44.056		
NO	BEHIND	LAP TIME	NO	BEHIND	LAP TIME	NO	BEHIND	LAP TIME	NO	BEHIND	LAP TIME	NO	BEHIND	LAP TIME
9		2:05.968	9		2:01.416	9		1:59.874	9		1:59.419	9		1:58.879
90	0.123	2:06.091	90	0.141	2:01.434	90	0.333	2:00.066	90	0.126	1:59.212	90	0.882	1:59.635
51	2.498	2:08.466	51	3.806	2:02.724	51	5.105	2:01.173	51	6.624	2:00.938	51	9.350	2:01.605
8	3.837	2:09.805	8	4.893	2:02.472	8	5.810	2:00.791	8	7.698	2:01.307	8	9.878	2:01.059
11	5.290	2:11.258	11	9.473	2:05.599	11	14.211	2:04.612	11	19.757	2:04.965	5	22.127	2:01.164
29	10.593	2:16.561	5	14.578	2:04.576	5	16.893	2:02.189	5	19.842	2:02.368	11	25.274	2:04.396
73	11.128	2:17.096	29	18.452	2:09.275	73	25.507	2:06.517	73	35.747	2:09.659	73	43.615	2:06.747
5	11.418	2:17.386	73	18.864	2:09.152	29	27.999	2:09.421	29	38.019	2:09.439	29	46.375	2:07.235
49	12.344	2:18.312	49	21.319	2:10.391	49	30.872	2:09.427	69	38.602	2:06.950	69	46.492	2:06.769
35	13.883	2:19.851	35	22.238	2:09.771	69	31.071	2:08.434	49	41.480	2:10.027	140	4 Laps	10:53.022 P
69	14.543	2:20.511	69	22.511	2:09.384	76	31.877	2:08.643	76	41.664	2:09.206	76	48.301	2:05.516
76	15.300	2:21.268	76	23.108	2:09.224	35	32.051	2:09.687	35	43.194	2:10.562	49	51.324	2:08.723
7	23.735	2:29.703	7	40.476	2:18.157	7	59.859	2:19.257	36	1:15.187	2:14.243	35	54.273	2:09.958
36	24.103	2:30.071	36	41.274	2:18.587	36	1:00.363	2:18.963	7	1:18.306	2:17.866	36	1:29.114	2:12.806
37	28.046	2:34.014 P	37	1:50.756	3:24.126 P							7	1:37.103	2:17.676

Weather / Track : Sunny / Dry

Oulton Park International
 Circuit Length = 2.6920 miles
 Start: 12:04 Flag 12:24 End: 12:27

FJHRA / HSCC Historic Formula Junior

RACE 1 - LAP CHART

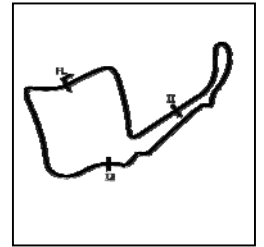
LAP 6 @ 12:16:42.974			LAP 7 @ 12:18:44.548			LAP 8 @ 12:20:45.311			LAP 9 @ 12:22:45.741			LAP 10 @ 12:24:45.441		
NO	BEHIND	LAP TIME	NO	BEHIND	LAP TIME	NO	BEHIND	LAP TIME	NO	BEHIND	LAP TIME	NO	BEHIND	LAP TIME
9		1:58.918	90		2:01.452	90		2:00.763	90		2:00.430	90		1:59.700
90	0.122	1:58.158	51	12.758	2:01.414	7	1 Lap	2:18.021	36	1 Lap	2:16.753	51	16.351	2:01.993
51	12.918	2:02.486	8	13.455	2:01.886	51	12.920	2:00.925	51	14.058	2:01.568	8	16.909	2:02.206
8	13.143	2:02.183	5	24.267	2:01.753	8	13.316	2:00.624	8	14.403	2:01.517	5	31.637	2:03.359
5	24.088	2:00.879	11	33.297	2:04.157	5	26.122	2:02.618	5	27.978	2:02.286	11	47.695	2:05.518
11	30.714	2:04.358	73	53.660	2:05.272	11	37.647	2:05.113	7	1 Lap	2:19.304	7	1 Lap	2:20.917
73	49.962	2:05.265	69	55.900	2:04.252	37	5 Laps	11:03.998	11	41.877	2:04.660	36	1 Lap	2:48.931 P
69	53.222	2:05.648	29	1:04.145	2:10.523	73	58.330	2:05.433	73	1:02.879	2:04.979	69	1:08.568	2:04.363
29	55.196	2:07.739	76	1:04.365	2:10.463	69	1:00.124	2:04.987	69	1:03.905	2:04.211	73	1:09.674	2:06.495
76	55.476	2:06.093	49	1:08.111	2:08.819	29	1:10.533	2:07.151	29	1:19.006	2:08.903	76	1:27.386	2:07.871
49	1:00.866	2:08.460	35	1:17.011	2:11.770	76	1:10.668	2:07.066	76	1:19.215	2:08.977	29	1:28.213	2:08.907
35	1:06.815	2:11.460	36	1:57.541	2:14.907	49	1:15.983	2:08.635	49	1:25.353	2:09.800	49	1:34.324	2:08.671
36	1:44.208	2:14.012				35	1:28.293	2:12.045	37	5 Laps	2:41.492	35	1:54.883	2:13.272
7	1:55.771	2:17.586							35	1:41.311	2:13.448	37	5 Laps	2:51.462

Weather / Track : Sunny / Dry

Oulton Park International
 Circuit Length = 2.6920 miles
 Start: 12:04 Flag 12:24 End: 12:27

FJHRA / HSCC Historic Formula Junior

RACE 1 - SECTOR ANALYSIS



SECTOR 1 = FL to I1, SECTOR 2 = I1 to I2, SECTOR 3 = I2 to FL, DIFF = Difference To Personal Best Lap, P = Crossed Finish Line in Pit Lane, D = Time Disallowed

P1		90 E1		Andrew HAYDEN			Lotus 22				
IDEAL LAP TIME : 1:58.003		BEST LAP TIME : 1:58.158			DIFFERENCE : 0.155						
LAP	SECTOR 1	SECTOR 2		SECTOR 3		LAP TIME	MPH	DIFF	TIME OF DAY		
1 -		98.6	58.317	92.1	32.914	100.7	2:06.091	76.85	7.933	12:06:44.591	
2 -	30.112	107.8	58.425	91.8	32.897	98.9	2:01.434	79.80	3.276	12:08:46.025	
3 -	29.817	109.4	57.263	92.0	32.986	100.7	2:00.066	80.71	1.908	12:10:46.091	
4 -	29.659	103.2	57.134	93.9	32.419	101.0	1:59.212 (2)	81.29	1.054	12:12:45.303	
5 -	29.660	109.1	57.666	95.4	32.309	100.0	1:59.635 (3)	81.00	1.477	12:14:44.938	
6 -	28.936	107.8	56.758	94.2	32.464	101.6	1:58.158 (1)	82.01		12:16:43.096	
7 -	30.527	107.0	58.217	92.5	32.708	101.0	2:01.452	79.79	3.294	12:18:44.548	
8 -	29.723	107.5	58.448	92.9	32.592	101.0	2:00.763	80.25	2.605	12:20:45.311	
9 -	29.900	106.6	57.607	94.2	32.923	99.8	2:00.430	80.47	2.272	12:22:45.741	
10 -	29.513	107.3	57.045	92.4	33.142	99.2	1:59.700	80.96	1.542	12:24:45.441	

P2		51 B2		Michael HIBBERD			Lola Mk2				
IDEAL LAP TIME : 2:00.416		BEST LAP TIME : 2:00.925			DIFFERENCE : 0.509						
LAP	SECTOR 1	SECTOR 2		SECTOR 3		LAP TIME	MPH	DIFF	TIME OF DAY		
1 -		101.0	59.011	92.4	33.569	97.8	2:08.466	75.43	7.541	12:06:46.966	
2 -	30.292	104.6	58.968	93.2	33.464	97.9	2:02.724	78.96	1.799	12:08:49.690	
3 -	30.080	106.3	58.111	91.8	32.982	98.3	2:01.173 (3)	79.97	0.248	12:10:50.863	
4 -	29.682	105.3	57.894	91.5	33.362	98.5	2:00.938 (2)	80.13	0.013	12:12:51.801	
5 -	30.030	105.3	58.260	93.3	33.315	98.3	2:01.605	79.69	0.680	12:14:53.406	
6 -	30.099	106.1	58.882	93.9	33.505	98.9	2:02.486	79.12	1.561	12:16:55.892	
7 -	29.689	106.5	58.450	92.4	33.275	98.2	2:01.414	79.82	0.489	12:18:57.306	
8 -	29.939	106.0	57.752	92.9	33.234	98.1	2:00.925 (1)	80.14		12:20:58.231	
9 -	30.068	105.3	58.294	93.9	33.206	99.1	2:01.568	79.71	0.643	12:22:59.799	
10 -	30.600	106.0	58.325	92.9	33.068	97.2	2:01.993	79.44	1.068	12:25:01.792	

P3		8 B2		Alex MORTON			Condor S2				
IDEAL LAP TIME : 2:00.259		BEST LAP TIME : 2:00.624			DIFFERENCE : 0.365						
LAP	SECTOR 1	SECTOR 2		SECTOR 3		LAP TIME	MPH	DIFF	TIME OF DAY		
1 -		101.6	59.875	90.1	33.935	94.5	2:09.805	74.66	9.181	12:06:48.305	
2 -	30.430	102.6	58.445	92.1	33.597	95.5	2:02.472	79.13	1.848	12:08:50.777	
3 -	29.753	104.8	57.651	92.6	33.387	95.7	2:00.791 (2)	80.23	0.167	12:10:51.568	
4 -	29.596	104.5	58.183	90.4	33.528	96.0	2:01.307	79.89	0.683	12:12:52.875	
5 -	29.496	103.8	57.958	93.2	33.605	96.6	2:01.059 (3)	80.05	0.435	12:14:53.934	
6 -	29.763	106.6	58.866	93.4	33.554	99.2	2:02.183	79.31	1.559	12:16:56.117	
7 -	29.658	107.2	58.669	91.0	33.559	96.9	2:01.886	79.51	1.262	12:18:58.003	
8 -	29.666	104.6	57.846	91.8	33.112	97.6	2:00.624 (1)	80.34		12:20:58.627	
9 -	29.860	104.3	58.429	92.3	33.228	98.3	2:01.517	79.75	0.893	12:23:00.144	
10 -	30.656	105.3	58.172	92.9	33.378	96.5	2:02.206	79.30	1.582	12:25:02.350	

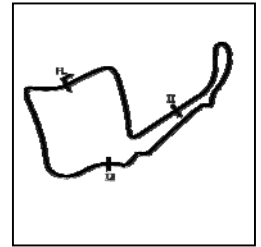
P4		5 E1		Robin LONGDON			Lola Mk5A				
IDEAL LAP TIME : 2:00.030		BEST LAP TIME : 2:00.879			DIFFERENCE : 0.849						
LAP	SECTOR 1	SECTOR 2		SECTOR 3		LAP TIME	MPH	DIFF	TIME OF DAY		
1 -		106.0	1:03.202	89.3	33.754	99.4	2:17.386	70.54	16.507	12:06:55.886	
2 -	30.760	106.6	1:00.263	94.3	33.553	100.4	2:04.576	77.79	3.697	12:09:00.462	
3 -	30.103	106.1	59.118	95.0	32.968	100.6	2:02.189	79.31	1.310	12:11:02.651	
4 -	28.960	107.2	1:00.126	94.2	33.282	102.4	2:02.368	79.19	1.489	12:13:05.019	
5 -	30.038	108.9	58.102	94.1	33.024	99.5	2:01.164 (2)	79.98	0.285	12:15:06.183	
6 -	29.349	107.3	58.240	94.1	33.290	100.6	2:00.879 (1)	80.17		12:17:07.062	
7 -	29.492	109.1	58.943	93.5	33.318	100.4	2:01.753 (3)	79.59	0.874	12:19:08.815	
8 -	30.834	102.4	58.774	92.3	33.010	99.4	2:02.618	79.03	1.739	12:21:11.433	
9 -	29.540	108.7	58.260	93.4	34.486	98.2	2:02.286	79.25	1.407	12:23:13.719	
10 -	29.824	106.0	59.792	87.4	33.743	97.5	2:03.359	78.56	2.480	12:25:17.078	

Weather / Track : Sunny / Dry

Oulton Park International
Circuit Length = 2.6920 miles
Start: 12:04 Flag 12:24 End: 12:27

FJHRA / HSCC Historic Formula Junior

RACE 1 - SECTOR ANALYSIS



SECTOR 1 = FL to I1, SECTOR 2 = I1 to I2, SECTOR 3 = I2 to FL, DIFF = Difference To Personal Best Lap, P = Crossed Finish Line in Pit Lane, D = Time Disallowed

P5		11 B2		Nick TAYLOR			Elva 100				
IDEAL LAP TIME : 2:03.973		BEST LAP TIME : 2:04.157			DIFFERENCE : 0.184						
LAP	SECTOR 1	SECTOR 2		SECTOR 3		LAP TIME	MPH	DIFF	TIME OF DAY		
1 -		94.9	59.118	85.5	34.168	91.1	2:11.258	73.83	7.101	12:06:49.758	
2 -	31.166	96.9	59.761	86.1	34.672	90.8	2:05.599	77.16	1.442	12:08:55.357	
3 -	31.155	96.9	59.117	86.8	34.340	91.0	2:04.612	77.77	0.455	12:10:59.969	
4 -	30.856	96.8	59.484	86.2	34.625	90.5	2:04.965	77.55	0.808	12:13:04.934	
5 -	31.249	97.9	58.949	86.5	34.198	91.5	2:04.396 (3)	77.90	0.239	12:15:09.330	
6 -	30.925	97.6	59.071	86.7	34.362	91.1	2:04.358 (2)	77.93	0.201	12:17:13.688	
7 -	30.892	97.3	59.012	86.5	34.253	90.5	2:04.157 (1)	78.05		12:19:17.845	
8 -	30.923	95.3	59.587	84.9	34.603	90.1	2:05.113	77.46	0.956	12:21:22.958	
9 -	31.286	94.9	59.022	86.4	34.352	91.1	2:04.660	77.74	0.503	12:23:27.618	
10 -	31.037	96.5	59.429	86.4	35.052	90.5	2:05.518	77.21	1.361	12:25:33.136	

P6		69 E1		Andrew TURVEY			Lola Mk5A				
IDEAL LAP TIME : 2:03.468		BEST LAP TIME : 2:04.211			DIFFERENCE : 0.743						
LAP	SECTOR 1	SECTOR 2		SECTOR 3		LAP TIME	MPH	DIFF	TIME OF DAY		
1 -		95.4	1:04.056	87.0	35.153	93.0	2:20.511	68.97	16.300	12:06:59.011	
2 -	32.457	97.3	1:01.929	87.6	34.998	91.6	2:09.384	74.90	5.173	12:09:08.395	
3 -	32.921	97.8	1:00.717	87.8	34.796	91.9	2:08.434	75.45	4.223	12:11:16.829	
4 -	31.986	95.1	1:00.670	88.0	34.294	94.6	2:06.950	76.33	2.739	12:13:23.779	
5 -	31.392	95.1	1:00.532	87.3	34.845	94.9	2:06.769	76.44	2.558	12:15:30.548	
6 -	31.110	99.5	59.795	87.6	34.743	94.2	2:05.648	77.13	1.437	12:17:36.196	
7 -	31.043	99.5	59.127	88.0	34.082	94.2	2:04.252 (2)	77.99	0.041	12:19:40.448	
8 -	31.240	100.0	59.356	88.3	34.391	94.3	2:04.987	77.53	0.776	12:21:45.435	
9 -	30.459	100.9	59.723	88.4	34.029	94.5	2:04.211 (1)	78.02		12:23:49.646	
10 -	30.312	102.7	59.395	88.6	34.656	91.6	2:04.363 (3)	77.92	0.152	12:25:54.009	

P7		73 E1		Peter ANSTISS			Lotus 20/22				
IDEAL LAP TIME : 2:03.891		BEST LAP TIME : 2:04.979			DIFFERENCE : 1.088						
LAP	SECTOR 1	SECTOR 2		SECTOR 3		LAP TIME	MPH	DIFF	TIME OF DAY		
1 -		97.9	1:02.656	87.3	35.334	96.0	2:17.096	70.68	12.117	12:06:55.596	
2 -	31.723	102.1	1:01.753	84.4	35.676	97.5	2:09.152	75.03	4.173	12:09:04.748	
3 -	30.876	104.0	1:00.241	89.3	35.400	93.9	2:06.517	76.60	1.538	12:11:11.265	
4 -	31.362	100.1	1:02.169	86.3	36.128	94.2	2:09.659	74.74	4.680	12:13:20.924	
5 -	31.313	100.7	1:00.966	90.3	34.468	95.0	2:06.747	76.46	1.768	12:15:27.671	
6 -	31.207	100.3	59.525	91.9	34.533	95.0	2:05.265 (2)	77.36	0.286	12:17:32.936	
7 -	31.064	101.9	59.969	91.0	34.239	95.7	2:05.272 (3)	77.36	0.293	12:19:38.208	
8 -	30.802	101.2	1:00.074	90.4	34.557	95.3	2:05.433	77.26	0.454	12:21:43.641	
9 -	31.768	102.6	59.188	91.9	34.023	96.2	2:04.979 (1)	77.54		12:23:48.620	
10 -	30.680	103.4	59.261	92.4	36.554	94.3	2:06.495	76.61	1.516	12:25:55.115	

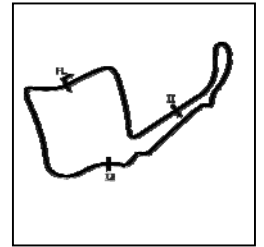
P8		76 E1		Simon DURLING			Lotus 22				
IDEAL LAP TIME : 2:04.862		BEST LAP TIME : 2:05.516			DIFFERENCE : 0.654						
LAP	SECTOR 1	SECTOR 2		SECTOR 3		LAP TIME	MPH	DIFF	TIME OF DAY		
1 -		86.9	1:07.178	89.4	35.013	98.2	2:21.268	68.60	15.752	12:06:59.768	
2 -	31.779	104.5	1:02.763	91.4	34.682	96.5	2:09.224	74.99	3.708	12:09:08.992	
3 -	32.437	105.5	1:01.269	90.4	34.937	96.4	2:08.643	75.33	3.127	12:11:17.635	
4 -	31.462	100.4	1:02.405	91.3	35.339	97.8	2:09.206	75.00	3.690	12:13:26.841	
5 -	31.152	104.2	59.682	90.6	34.682	98.8	2:05.516 (1)	77.21		12:15:32.357	
6 -	30.498	101.8	1:00.720	90.4	34.875	97.9	2:06.093 (2)	76.85	0.577	12:17:38.450	
7 -	31.136	102.6	1:04.375	80.1	34.952	98.3	2:10.463	74.28	4.947	12:19:48.913	
8 -	31.186	103.2	1:00.714	89.5	35.166	97.9	2:07.066 (3)	76.26	1.550	12:21:55.979	
9 -	32.209	96.6	1:01.678	86.2	35.090	97.1	2:08.977	75.13	3.461	12:24:04.956	
10 -	31.279	99.5	1:00.834	89.1	35.758	94.6	2:07.871	75.78	2.355	12:26:12.827	

Weather / Track : Sunny / Dry

Oulton Park International
Circuit Length = 2.6920 miles
Start: 12:04 Flag 12:24 End: 12:27

FJHRA / HSCC Historic Formula Junior

RACE 1 - SECTOR ANALYSIS



SECTOR 1 = FL to I1, SECTOR 2 = I1 to I2, SECTOR 3 = I2 to FL, DIFF = Difference To Personal Best Lap, P = Crossed Finish Line in Pit Lane, D = Time Disallowed

P9 29 B2		William GRIMSHAW			Moorland Mk1					
IDEAL LAP TIME : 2:06.213		BEST LAP TIME : 2:07.151			DIFFERENCE : 0.938					
LAP	SECTOR 1	SECTOR 2		SECTOR 3		LAP TIME	MPH	DIFF	TIME OF DAY	
1 -		98.8	1:02.711	86.1	35.682	92.6	2:16.561	70.96	9.410	12:06:55.061
2 -	31.848	98.2	1:01.933	86.8	35.494	93.0	2:09.275	74.96	2.124	12:09:04.336
3 -	31.328	98.1	1:02.475	86.7	35.618	92.3	2:09.421	74.88	2.270	12:11:13.757
4 -	32.923	91.4	1:01.083	83.7	35.433	93.2	2:09.439	74.87	2.288	12:13:23.196
5 -	31.836	96.9	1:00.482	86.4	34.917	92.6	2:07.235 (2)	76.16	0.084	12:15:30.431
6 -	32.100	97.8	1:00.514	87.4	35.125	93.5	2:07.739 (3)	75.86	0.588	12:17:38.170
7 -	31.663	92.6	1:03.730	84.5	35.130	92.9	2:10.523	74.24	3.372	12:19:48.693
8 -	30.814	97.1	1:00.687	86.2	35.650	91.3	2:07.151 (1)	76.21		12:21:55.844
9 -	31.961	96.6	1:01.720	85.5	35.222	91.8	2:08.903	75.18	1.752	12:24:04.747
10 -	31.072	97.5	1:00.716	85.7	37.119	86.4	2:08.907	75.18	1.756	12:26:13.654

P10 49 D2		Martin MCHUGH			North Star Mk1					
IDEAL LAP TIME : 2:07.562		BEST LAP TIME : 2:08.460			DIFFERENCE : 0.898					
LAP	SECTOR 1	SECTOR 2		SECTOR 3		LAP TIME	MPH	DIFF	TIME OF DAY	
1 -		94.5	1:02.850	84.9	36.929	91.1	2:18.312	70.06	9.852	12:06:56.812
2 -	32.435	98.9	1:01.820	86.1	36.136	92.3	2:10.391	74.32	1.931	12:09:07.203
3 -	31.984	98.1	1:01.657	87.0	35.786	91.0	2:09.427	74.87	0.967	12:11:16.630
4 -	32.112	97.3	1:02.143	87.4	35.772	93.2	2:10.027	74.53	1.567	12:13:26.657
5 -	32.016	101.2	1:00.459	87.3	36.248	93.9	2:08.723	75.28	0.263	12:15:35.380
6 -	31.913	98.5	1:00.766	86.9	35.781	92.9	2:08.460 (1)	75.44		12:17:43.840
7 -	31.731	99.7	1:01.368	86.8	35.720	93.9	2:08.819	75.23	0.359	12:19:52.659
8 -	31.506	98.5	1:01.286	86.7	35.843	93.2	2:08.635 (2)	75.33	0.175	12:22:01.294
9 -	31.801	99.4	1:02.338	84.9	35.661	93.5	2:09.800	74.66	1.340	12:24:11.094
10 -	31.780	98.1	1:01.294	86.7	35.597	94.1	2:08.671 (3)	75.31	0.211	12:26:19.765

P11 35 C2		John HUTCHISON JNR			Envoy Mk1					
IDEAL LAP TIME : 2:08.303		BEST LAP TIME : 2:09.687			DIFFERENCE : 1.384					
LAP	SECTOR 1	SECTOR 2		SECTOR 3		LAP TIME	MPH	DIFF	TIME OF DAY	
1 -		97.3	1:03.665	85.9	36.353	91.5	2:19.851	69.29	10.164	12:06:58.351
2 -	32.750	99.7	1:01.812	86.1	35.209	93.2	2:09.771 (2)	74.68	0.084	12:09:08.122
3 -	31.825	101.6	1:01.349	88.5	36.513	88.0	2:09.687 (1)	74.72		12:11:17.809
4 -	32.424	100.4	1:02.504	86.4	35.634	91.0	2:10.562	74.22	0.875	12:13:28.371
5 -	31.745	100.3	1:02.472	83.1	35.741	92.1	2:09.958 (3)	74.57	0.271	12:15:38.329
6 -	31.767	99.5	1:03.882	84.0	35.811	91.6	2:11.460	73.72	1.773	12:17:49.789
7 -	32.387	98.3	1:02.950	84.2	36.433	92.3	2:11.770	73.54	2.083	12:20:01.559
8 -	32.800	98.3	1:03.249	86.2	35.996	91.5	2:12.045	73.39	2.358	12:22:13.604
9 -	32.931	98.6	1:03.962	84.6	36.555	91.4	2:13.448	72.62	3.761	12:24:27.052
10 -	33.232	96.9	1:04.026	84.3	36.014	83.1	2:13.272	72.71	3.585	12:26:40.324

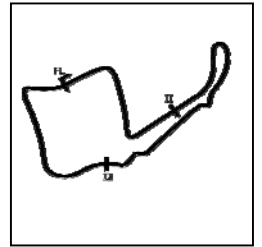
P12 7 B2		Duncan RABAGLIATI			Alexis HF1					
IDEAL LAP TIME : 2:16.672		BEST LAP TIME : 2:17.586			DIFFERENCE : 0.914					
LAP	SECTOR 1	SECTOR 2		SECTOR 3		LAP TIME	MPH	DIFF	TIME OF DAY	
1 -		90.4	1:08.596	78.6	40.168	84.5	2:29.703	64.73	12.117	12:07:08.203
2 -	34.578	88.8	1:05.888	80.2	37.691	85.7	2:18.157	70.14	0.571	12:09:26.360
3 -	34.084	91.3	1:06.412	78.8	38.761	86.1	2:19.257	69.59	1.671	12:11:45.617
4 -	33.664	91.4	1:06.727	79.6	37.475	85.8	2:17.866 (3)	70.29	0.280	12:14:03.483
5 -	33.994	91.3	1:06.562	79.7	37.120	86.0	2:17.676 (2)	70.39	0.090	12:16:21.159
6 -	34.023	89.1	1:06.146	78.9	37.417	85.4	2:17.586 (1)	70.43		12:18:38.745
7 -	33.718	92.4	1:06.867	78.7	37.436	86.3	2:18.021	70.21	0.435	12:20:56.766
8 -	34.533	91.6	1:06.200	79.0	38.571	85.9	2:19.304	69.56	1.718	12:23:16.070
9 -	33.987	92.4	1:07.454	78.9	39.476	85.5	2:20.917	68.77	3.331	12:25:36.987

Weather / Track : Sunny / Dry

Oulton Park International
Circuit Length = 2.6920 miles
Start: 12:04 Flag 12:24 End: 12:27

FJHRA / HSCC Historic Formula Junior

RACE 1 - SECTOR ANALYSIS



SECTOR 1 = FL to I1, SECTOR 2 = I1 to I2, SECTOR 3 = I2 to FL, DIFF = Difference To Personal Best Lap, P = Crossed Finish Line in Pit Lane, D = Time Disallowed

P13 36 C2		Robert GOODWIN				Kieft FJ				
IDEAL LAP TIME : 2:12.381		BEST LAP TIME : 2:12.806				DIFFERENCE : 0.425				
LAP	SECTOR 1	SECTOR 2	SECTOR 3	LAP TIME	MPH	DIFF	TIME OF DAY			
1 -		97.2	1:08.608	84.3	38.205	85.1	2:30.071	64.57	17.265	12:07:08.571
2 -	34.770	85.4	1:06.752	85.5	37.065	88.7	2:18.587	69.92	5.781	12:09:27.158
3 -	33.764	92.0	1:06.162	78.9	39.037	89.2	2:18.963	69.74	6.157	12:11:46.121
4 -	33.593	90.5	1:04.321	84.7	36.329	90.8	2:14.243 (3)	72.19	1.437	12:14:00.364
5 -	32.351	100.6	1:03.701	85.1	36.754	88.3	2:12.806 (1)	72.97		12:16:13.170
6 -	33.417	96.8	1:04.182	85.3	36.413	88.8	2:14.012 (2)	72.31	1.206	12:18:27.182
7 -	32.804	96.5	1:05.050	81.5	37.053	91.0	2:14.907	71.83	2.101	12:20:42.089
8 -	33.254	95.1	1:06.177	82.1	37.322	90.1	2:16.753	70.86	3.947	12:22:58.842
9 -	34.399	84.8	1:17.990	66.7	IN PIT		2:48.931 P	57.36	36.125	12:25:47.773

P14 9 B2		Peter DE LA ROCHE				Lola Mk2				
IDEAL LAP TIME : 1:58.686		BEST LAP TIME : 1:58.879				DIFFERENCE : 0.193				
LAP	SECTOR 1	SECTOR 2	SECTOR 3	LAP TIME	MPH	DIFF	TIME OF DAY			
1 -		99.1	57.826	89.5	33.433	95.1	2:05.968	76.93	7.089	12:06:44.468
2 -	30.163	101.5	58.208	89.5	33.045	94.9	2:01.416	79.81	2.537	12:08:45.884
3 -	29.748	101.9	57.140	90.0	32.986	95.5	1:59.874	80.84	0.995	12:10:45.758
4 -	29.709	102.2	56.774	89.7	32.936	95.4	1:59.419 (3)	81.15	0.540	12:12:45.177
5 -	29.623	102.6	56.543	89.8	32.713	95.4	1:58.879 (1)	81.52		12:14:44.056
6 -	29.430	103.4	56.630	89.4	32.858	95.8	1:58.918 (2)	81.49	0.039	12:16:42.974

P15 37 C2		Andrew TAYLOR				Cooper T56				
IDEAL LAP TIME : 2:33.419		BEST LAP TIME : 2:41.492				DIFFERENCE : 8.073				
LAP	SECTOR 1	SECTOR 2	SECTOR 3	LAP TIME	MPH	DIFF	TIME OF DAY			
1 -		87.9	1:10.498	73.9	IN PIT		2:34.014 P	62.92		12:07:12.514
2 -	OUTLAP	76.3	1:20.018	56.0	IN PIT		3:24.126 P	47.47	42.634	12:10:36.640
3 -	OUTLAP	77.4	1:16.277	67.1	43.115	74.2	11:03.998	14.59	8:22.506	12:21:40.638
4 -	39.806	84.8	1:17.899	63.8	43.787	69.5	2:41.492 (1)	60.01		12:24:22.130
5 -	41.801	70.7	1:23.924	62.0	45.737	69.1	2:51.462 (2)	56.52	9.970	12:27:13.592

P16 140 C2		Keith PICKERING				Britannia FJ				
IDEAL LAP TIME :		BEST LAP TIME :				DIFFERENCE :				
LAP	SECTOR 1	SECTOR 2	SECTOR 3	LAP TIME	MPH	DIFF	TIME OF DAY			
1 -	OUTLAP	56.8	1:29.971	51.6	IN PIT		10:53.022 P	14.84		12:15:31.522

FJHRA / HSCC Historic Formula Junior

RACE 1 - BEST SECTORS

SECTOR 1			SECTOR 2			SECTOR 3			IDEAL / BEST COMPARISON						
POS	NO	NAME	TIME	NO	NAME	TIME	NO	NAME	TIME	POS	NO	NAME	IDEAL	BEST	DIFF
													PERFECT LAP	1:57.788	
1	90	HAYDEN	28.936	9	DE LA ROCHE	56.543	90	HAYDEN	32.309	1	90	HAYDEN	1:58.003	1:58.158	0.155
2	5	LONGDON	28.960	90	HAYDEN	56.758	9	DE LA ROCHE	32.713	2	9	DE LA ROCHE	1:58.686	1:58.879	0.193
3	9	DE LA ROCHE	29.430	8	MORTON	57.651	5	LONGDON	32.968	3	5	LONGDON	2:00.030	2:00.879	0.849
4	8	MORTON	29.496	51	HIBBERD	57.752	51	HIBBERD	32.982	4	8	MORTON	2:00.259	2:00.624	0.365
5	51	HIBBERD	29.682	5	LONGDON	58.102	8	MORTON	33.112	5	51	HIBBERD	2:00.416	2:00.925	0.509
6	69	TURVEY	30.312	11	TAYLOR	58.949	73	ANSTISS	34.023	6	69	TURVEY	2:03.468	2:04.211	0.743
7	76	DURLING	30.498	69	TURVEY	59.127	69	TURVEY	34.029	7	73	ANSTISS	2:03.891	2:04.979	1.088
8	73	ANSTISS	30.680	73	ANSTISS	59.188	11	TAYLOR	34.168	8	11	TAYLOR	2:03.973	2:04.157	0.184
9	29	GRIMSHAW	30.814	76	DURLING	59.682	76	DURLING	34.682	9	76	DURLING	2:04.862	2:05.516	0.654
10	11	TAYLOR	30.856	49	MCHUGH	1:00.459	29	GRIMSHAW	34.917	10	29	GRIMSHAW	2:06.213	2:07.151	0.938
11	49	MCHUGH	31.506	29	GRIMSHAW	1:00.482	35	HUTCHISON JNR	35.209	11	49	MCHUGH	2:07.562	2:08.460	0.898
12	35	HUTCHISON JNR	31.745	35	HUTCHISON JNR	1:01.349	49	MCHUGH	35.597	12	35	HUTCHISON JNR	2:08.303	2:09.687	1.384
13	36	GOODWIN	32.351	36	GOODWIN	1:03.701	36	GOODWIN	36.329	13	36	GOODWIN	2:12.381	2:12.806	0.425
14	7	RABAGLIATI	33.664	7	RABAGLIATI	1:05.888	7	RABAGLIATI	37.120	14	7	RABAGLIATI	2:16.672	2:17.586	0.914
15	37	TAYLOR	39.806	37	TAYLOR	1:10.498	37	TAYLOR	43.115	15	37	TAYLOR	2:33.419	2:41.492	8.073
16				140	PICKERING	1:29.971				16	140	PICKERING			

Weather / Track : Sunny / Dry

Results can be found at www.tsl-timing.com

Oulton Park International
 Circuit Length = 2.6920 miles
 Start: 12:04 Flag 12:24 End: 12:27

Printed - 12:30 Sunday, 25 August 2019

FJHRA / HSCC Historic Formula Junior

RACE 1 - BEST SPEEDS

POS	INTERMEDIATE 1			INTERMEDIATE 2			FINISH LINE		
	NO	NAME	MPH	NO	NAME	MPH	NO	NAME	MPH
1	90	HAYDEN	109.4	90	HAYDEN	95.4	5	LONGDON	102.4
2	5	LONGDON	109.1	5	LONGDON	95.0	90	HAYDEN	101.6
3	8	MORTON	107.2	51	HIBBERD	93.9	8	MORTON	99.2
4	51	HIBBERD	106.5	8	MORTON	93.4	51	HIBBERD	99.1
5	76	DURLING	105.5	73	ANSTISS	92.4	76	DURLING	98.8
6	73	ANSTISS	104.0	76	DURLING	91.4	73	ANSTISS	97.5
7	9	DE LA ROCHE	103.4	9	DE LA ROCHE	90.0	9	DE LA ROCHE	95.8
8	69	TURVEY	102.7	69	TURVEY	88.6	69	TURVEY	94.9
9	35	HUTCHISON JNR	101.6	35	HUTCHISON JNR	88.5	49	MCHUGH	94.1
10	49	MCHUGH	101.2	29	GRIMSHAW	87.4	29	GRIMSHAW	93.5
11	36	GOODWIN	100.6	49	MCHUGH	87.4	35	HUTCHISON JNR	93.2
12	29	GRIMSHAW	98.8	11	TAYLOR	86.8	11	TAYLOR	91.5
13	11	TAYLOR	97.9	36	GOODWIN	85.5	36	GOODWIN	91.0
14	7	RABAGLIATI	92.4	7	RABAGLIATI	80.2	7	RABAGLIATI	86.3
15	37	TAYLOR	87.9	37	TAYLOR	73.9	37	TAYLOR	74.2
16	140	PICKERING	56.8	140	PICKERING	51.6			

Weather / Track : Sunny / Dry

Results can be found at www.tsl-timing.com

Oulton Park International
Circuit Length = 2.6920 miles
Start: 12:04 Flag 12:24 End: 12:27

Printed - 12:31 Sunday, 25 August 2019

FJHRA / HSCC Historic Formula Junior

RACE 1 - STATISTICS

Competitors Started 16
Planned Start 2019-08-25 @ 12:05:00.000
Actual Start 2019-08-25 @ 12:04:38.500
Finish Time 2019-08-25 @ 12:24:44.111
Track Length 2.6920mi.
Total Laps 140
Total Distance Covered 376.8839mi.

Session Fastest Lap History

NO	CL	NAME	LAP TIME	TIME OF DAY	LAP	VEHICLE
9	B2	Peter DE LA ROCHE	2:01.416	12:08:45.897	2	Lola Mk2
9	B2	Peter DE LA ROCHE	1:59.874	12:10:45.771	3	Lola Mk2
9	B2	Peter DE LA ROCHE	1:59.419	12:12:45.191	4	Lola Mk2
90	E1	Andrew HAYDEN	1:59.212	12:12:45.327	4	Lotus 22
9	B2	Peter DE LA ROCHE	1:58.879	12:14:44.069	5	Lola Mk2
90	E1	Andrew HAYDEN	1:58.158	12:16:43.096	6	Lotus 22

Session Leader History

NO	CL	NAME	FROM LAP	LAPS LED	DISTANCE	VEHICLE
9	B2	Peter DE LA ROCHE	1	6	16.15 miles	Lola Mk2
90	E1	Andrew HAYDEN	7	4	10.76 miles	Lotus 22

Flag History

TYPE	TIME OF DAY
GREEN	12:04:38.500
FINISH	12:24:44.111

Flag Statistics

TYPE	COUNT	TOTAL LAPS	TOTAL TIME
Green	1	10	22:44.048
Red	0	0	0.000
Safety Car	0	0	0.000
FCY	0	0	0.000

Weather / Track : Sunny / Dry

These results are provisional until the conclusion of any judicial and technical matters.

Oulton Park International
Circuit Length = 2.6920 miles
Start: 12:04 Flag 12:24 End: 12:27

Clerk Of Course : Julian Floyd	Timekeeper : Nick Palmer
--------------------------------	--------------------------

FJHRA / HSCC Historic Formula Junior

RACE 1 - STATISTICS

CLASS : B2

6 Starters

Fastest Lap History

NO	NAME	LAP TIME	TIME OF DAY	LAP	VEHICLE
9	Peter DE LA ROCHE	2:01.416	12:08:45.897	2	Lola Mk2
9	Peter DE LA ROCHE	1:59.874	12:10:45.771	3	Lola Mk2
9	Peter DE LA ROCHE	1:59.419	12:12:45.191	4	Lola Mk2
9	Peter DE LA ROCHE	1:58.879	12:14:44.069	5	Lola Mk2

Leader History

NO	NAME	FROM LAP	LAPS LED	DISTANCE	VEHICLE
9	Peter DE LA ROCHE	1	6	16.15 miles	Lola Mk2
51	Michael HIBBERD	7	4	10.76 miles	Lola Mk2

Weather / Track : Sunny / Dry

These results are provisional until the conclusion of any judicial and technical matters.

Oulton Park International
Circuit Length = 2.6920 miles
Start: 12:04 Flag 12:24 End: 12:27

Clerk Of Course : Julian Floyd

Timekeeper : Nick Palmer

FJHRA / HSCC Historic Formula Junior

RACE 1 - STATISTICS

CLASS : C2

4 Starters

Fastest Lap History

NO	NAME	LAP TIME	TIME OF DAY	LAP	VEHICLE
35	John HUTCHISON JNR	2:09.771	12:09:08.154	2	Envoy Mk1
35	John HUTCHISON JNR	2:09.687	12:11:17.843	3	Envoy Mk1

Leader History

NO	NAME	FROM LAP	LAPS LED	DISTANCE	VEHICLE
35	John HUTCHISON JNR	1	10	26.92 miles	Envoy Mk1

Weather / Track : Sunny / Dry

These results are provisional until the conclusion of any judicial and technical matters.

Oulton Park International
Circuit Length = 2.6920 miles
Start: 12:04 Flag 12:24 End: 12:27

Clerk Of Course : Julian Floyd

Timekeeper : Nick Palmer

FJHRA / HSCC Historic Formula Junior

RACE 1 - STATISTICS

CLASS : D2

1 Starters

Fastest Lap History

NO	NAME	LAP TIME	TIME OF DAY	LAP	VEHICLE
49	Martin MCHUGH	2:10.391	12:09:07.235	2	North Star Mk1
49	Martin MCHUGH	2:09.427	12:11:16.662	3	North Star Mk1
49	Martin MCHUGH	2:08.723	12:15:35.412	5	North Star Mk1
49	Martin MCHUGH	2:08.460	12:17:43.872	6	North Star Mk1

Leader History

NO	NAME	FROM LAP	LAPS LED	DISTANCE	VEHICLE
49	Martin MCHUGH	1	10	26.92 miles	North Star Mk1

Weather / Track : Sunny / Dry

These results are provisional until the conclusion of any judicial and technical matters.

Oulton Park International
Circuit Length = 2.6920 miles
Start: 12:04 Flag 12:24 End: 12:27

Clerk Of Course : Julian Floyd

Timekeeper : Nick Palmer

FJHRA / HSCC Historic Formula Junior

RACE 1 - STATISTICS

CLASS : E1

5 Starters

Fastest Lap History

NO	NAME	LAP TIME	TIME OF DAY	LAP	VEHICLE
90	Andrew HAYDEN	2:01.434	12:08:46.050	2	Lotus 22
90	Andrew HAYDEN	2:00.066	12:10:46.116	3	Lotus 22
90	Andrew HAYDEN	1:59.212	12:12:45.327	4	Lotus 22
90	Andrew HAYDEN	1:58.158	12:16:43.096	6	Lotus 22

Leader History

NO	NAME	FROM LAP	LAPS LED	DISTANCE	VEHICLE
90	Andrew HAYDEN	1	10	26.92 miles	Lotus 22

Weather / Track : Sunny / Dry

These results are provisional until the conclusion of any judicial and technical matters.

Oulton Park International
Circuit Length = 2.6920 miles
Start: 12:04 Flag 12:24 End: 12:27

Clerk Of Course : Julian Floyd

Timekeeper : Nick Palmer

Sheet No:

Issue Time:



FJHRA / HSCC Historic Formula Junior

RACE 8 - CLASSIFICATION

POS	NO	CL	PIC	NAME	ENTRY	LAPS	TIME	GAP	DIFF	MPH	BEST	ON
1	5	E1	1	Robin LONGDON	Lola Mk5A	10	20:10.957			80.03	1:57.949	7
2	90	E1	2	Andrew HAYDEN	Lotus 22	10	20:11.276	0.319	0.319	80.00	1:58.490	7
3	9	B2	1	Peter DE LA ROCHE	Lola Mk2	10	20:11.861	0.904	0.585	79.97	1:58.303	7
4	8	B2	2	Alex MORTON	Condor S2	10	20:29.298	18.341	17.437	78.83	2:00.534	6
5	51	B2	3	Michael HIBBERD	Lola Mk2	10	20:30.826	19.869	1.528	78.73	2:00.673	4
6	73	E1	3	Peter ANSTISS	Lotus 20/22	10	21:09.192	58.235	38.366	76.35	2:03.077	8
7	37	C2	1	Andrew TAYLOR	Cooper T56	10	21:10.804	59.847	1.612	76.26	2:04.971	9
8	11	B2	4	Nick TAYLOR	Elva 100	10	21:11.019	1:00.062	0.215	76.24	2:04.778	8
9	140	C2	2	Keith PICKERING	Britannia FJ	10	21:28.507	1:17.550	17.488	75.21	2:06.113	6
10	69	E1	4	Andrew TURVEY	Lola Mk5A	10	21:28.772	1:17.815	0.265	75.19	2:05.381	9
11	49	D2	1	Martin MCHUGH	North Star Mk1	10	22:04.164	1:53.207	35.392	73.18	2:08.833	9
12	35	C2	3	John HUTCHISON JNR	Envoy Mk1	10	22:16.922	2:05.965	12.758	72.48	2:11.208	9
13	7	B2	5	Duncan RABAGLIATI	Alexis HF1	9	20:49.168	1 Lap	1 Lap	69.82	2:16.174	2

NOT CLASSIFIED

DNF	76	E1		Simon DURLING	Lotus 22	9	19:42.786	1 Lap		73.74	2:05.969	9
DNF	36	C2		Robert GOODWIN	Kieft FJ	8	18:16.336	2 Laps	1 Lap	70.71	2:12.132	6

FASTEST LAP

5	E1	Robin LONGDON	Lola Mk5A	7	1:57.949	82.16 mph	132.23 kph
9	B2	Peter DE LA ROCHE	Lola Mk2	7	1:58.303	81.91 mph	131.83 kph
37	C2	Andrew TAYLOR	Cooper T56	9	2:04.971	77.54 mph	124.80 kph
49	D2	Martin MCHUGH	North Star Mk1	9	2:08.833	75.22 mph	121.06 kph

Weather / Track : Sunny / Dry

These results are provisional until the conclusion of any judicial and technical matters.

Oulton Park International
 Circuit Length = 2.6920 miles
 Start: 16:57 Flag 17:17 End: 17:20

Clerk Of Course : Julian Floyd

Steward :

Timekeeper : Nick Palmer

FJHRA / HSCC Historic Formula Junior

RACE 8 - LAP CHART

LAP 1 @ 16:59:43.509			LAP 2 @ 17:01:45.880			LAP 3 @ 17:03:46.316			LAP 4 @ 17:05:46.602			LAP 5 @ 17:07:48.113		
NO	BEHIND	LAP TIME	NO	BEHIND	LAP TIME	NO	BEHIND	LAP TIME	NO	BEHIND	LAP TIME	NO	BEHIND	LAP TIME
5		2:09.573	5		2:02.371	5		2:00.436	5		2:00.286	5		2:01.511
90	0.911	2:10.484	90	0.716	2:02.176	90	0.391	2:00.111	90	0.468	2:00.363	9	0.460	2:00.851
9	1.225	2:10.798	9	1.284	2:02.430	9	1.035	2:00.187	9	1.120	2:00.371	90	0.796	2:01.839
51	1.302	2:10.875	51	1.424	2:02.493	51	2.367	2:01.379	51	2.754	2:00.673	51	3.415	2:02.172
8	3.358	2:12.931	8	3.599	2:02.612	8	4.878	2:01.715	8	5.856	2:01.264	8	5.070	2:00.725
37	3.994	2:13.567	11	8.110	2:05.764	11	14.035	2:06.361	11	21.993	2:08.244	37	27.515	2:06.455
11	4.717	2:14.290	37	8.917	2:07.294	37	15.332	2:06.851	37	22.571	2:07.525	11	28.347	2:07.865
76	7.601	2:17.174	76	12.878	2:07.648	73	18.185	2:04.762	73	22.914	2:05.015	73	28.943	2:07.540
73	9.593	2:19.166	73	13.859	2:06.637	76	19.866	2:07.424	76	26.643	2:07.063	76	32.271	2:07.139
49	10.349	2:19.922	140	15.951	2:07.868	140	23.803	2:08.288	140	31.156	2:07.639	140	36.285	2:06.640
140	10.454	2:20.027	49	19.020	2:11.042	49	28.687	2:10.103	69	37.657	2:08.771	69	43.056	2:06.910
69	10.737	2:20.310	69	19.312	2:10.946	69	29.172	2:10.296	49	40.554	2:12.153	49	49.221	2:10.178
35	14.672	2:24.245	35	26.119	2:13.818	35	39.022	2:13.339	35	51.621	2:12.885	35	1:02.887	2:12.777
7	17.613	2:27.186	7	31.416	2:16.174	7	48.109	2:17.129	36	1:04.558	2:12.529	36	1:17.073	2:14.026
36	20.620	2:30.193	36	37.079	2:18.830	36	52.315	2:15.672	7	1:05.546	2:17.723	7	1:21.804	2:17.769

Weather / Track : Sunny / Dry

Oulton Park International
 Circuit Length = 2.6920 miles
 Start: 16:57 Flag 17:17 End: 17:20

FJHRA / HSCC Historic Formula Junior

RACE 8 - LAP CHART

LAP 6 @ 17:09:47.326			LAP 7 @ 17:11:45.629			LAP 8 @ 17:13:44.175			LAP 9 @ 17:15:45.450			LAP 10 @ 17:17:44.893		
NO	BEHIND	LAP TIME	NO	BEHIND	LAP TIME	NO	BEHIND	LAP TIME	NO	BEHIND	LAP TIME	NO	BEHIND	LAP TIME
9		1:58.753	9		1:58.303	9		1:58.546	5		2:00.569	5		1:59.443
5	0.639	1:59.852	5	0.285	1:57.949	5	0.706	1:58.967	9	0.709	2:01.984	90	0.319	1:58.728
90	1.447	1:59.864	90	1.634	1:58.490	90	1.920	1:58.832	90	1.034	2:00.389	9	0.904	1:59.638
51	6.015	2:01.813	51	11.646	2:03.934	51	15.290	2:02.190	36	1 Lap	2:20.147	8	18.341	2:02.189
8	6.391	2:00.534	8	11.931	2:03.843	8	15.630	2:02.245	51	15.457	2:01.442	51	19.869	2:03.855
37	35.056	2:06.754	37	41.888	2:05.135	73	46.576	2:03.077	8	15.595	2:01.240	7	1 Lap	2:20.145
11	35.939	2:06.805	73	42.045	2:03.830	37	49.196	2:05.854	7	1 Lap	2:19.800	73	58.235	2:08.570
73	36.518	2:06.788	11	43.513	2:05.877	11	49.745	2:04.778	73	49.108	2:03.807	37	59.847	2:06.398
76	39.398	2:06.340	140	54.229	2:09.347	140	1:03.119	2:07.436	37	52.892	2:04.971	11	1:00.062	2:05.962
140	43.185	2:06.113	69	1:00.051	2:07.520	69	1:07.602	2:06.097	11	53.543	2:05.073	140	1:17.550	2:08.095
69	50.834	2:06.991	49	1:10.590	2:09.561	49	1:21.702	2:09.658	140	1:08.898	2:07.054	69	1:17.815	2:05.550
49	59.332	2:09.324	76	1:18.050	2:36.955	76	1:26.578	2:07.074	69	1:11.708	2:05.381	49	1:53.207	2:23.390
35	1:15.133	2:11.459	35	1:28.155	2:11.325	35	1:41.531	2:11.922	49	1:29.260	2:08.833	35	2:05.965	2:13.944
36	1:29.992	2:12.132	36	1:44.496	2:12.807				76	1:31.272	2:05.969			
7	1:39.335	2:16.744	7	1:57.530	2:16.498				35	1:51.464	2:11.208			

Weather / Track : Sunny / Dry

Results can be found at www.tsl-timing.com

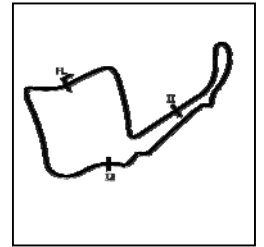
Page 2 of 2

Oulton Park International
 Circuit Length = 2.6920 miles
 Start: 16:57 Flag 17:17 End: 17:20

Printed - 17:21 Sunday, 25 August 2019

FJHRA / HSCC Historic Formula Junior

RACE 8 - SECTOR ANALYSIS



SECTOR 1 = FL to I1, SECTOR 2 = I1 to I2, SECTOR 3 = I2 to FL, DIFF = Difference To Personal Best Lap, P = Crossed Finish Line in Pit Lane, D = Time Disallowed

P1		5 E1		Robin LONGDON			Lola Mk5A			
IDEAL LAP TIME : 1:57.949		BEST LAP TIME : 1:57.949			DIFFERENCE : 0.000					
LAP	SECTOR 1		SECTOR 2		SECTOR 3		LAP TIME	MPH	DIFF	TIME OF DAY
1 -		104.2	1:00.803	92.3	33.618	100.0	2:09.573	74.79	11.624	16:59:43.509
2 -	30.082	108.0	59.269	93.9	33.020	101.8	2:02.371	79.19	4.422	17:01:45.880
3 -	29.202	108.5	58.347	94.7	32.887	101.6	2:00.436	80.46	2.487	17:03:46.316
4 -	29.133	110.3	58.568	94.9	32.585	101.0	2:00.286	80.56	2.337	17:05:46.602
5 -	29.661	108.7	58.680	93.2	33.170	100.6	2:01.511	79.75	3.562	17:07:48.113
6 -	30.110	110.7	57.507	94.5	32.235	103.2	1:59.852	80.86	1.903	17:09:47.965
7 -	28.618	113.3	57.340	94.6	31.991	105.0	1:57.949 (1)	82.16		17:11:45.914
8 -	29.556	112.0	57.344	95.7	32.067	103.7	1:58.967 (2)	81.46	1.018	17:13:44.881
9 -	29.350	110.3	58.395	94.6	32.824	101.8	2:00.569	80.37	2.620	17:15:45.450
10 -	29.083	112.4	57.884	94.7	32.476	102.6	1:59.443 (3)	81.13	1.494	17:17:44.893

P2		90 E1		Andrew HAYDEN			Lotus 22			
IDEAL LAP TIME : 1:58.237		BEST LAP TIME : 1:58.490			DIFFERENCE : 0.253					
LAP	SECTOR 1		SECTOR 2		SECTOR 3		LAP TIME	MPH	DIFF	TIME OF DAY
1 -		107.2	1:00.369	89.2	34.172	99.5	2:10.484	74.27	11.994	16:59:44.420
2 -	29.624	110.0	59.319	91.6	33.233	100.0	2:02.176	79.32	3.686	17:01:46.596
3 -	29.403	109.8	57.852	92.3	32.856	100.6	2:00.111	80.68	1.621	17:03:46.707
4 -	29.318	109.6	58.378	92.4	32.667	100.3	2:00.363	80.51	1.873	17:05:47.070
5 -	29.530	109.8	58.870	89.9	33.439	98.9	2:01.839	79.54	3.349	17:07:48.909
6 -	29.940	109.4	57.170	93.2	32.754	102.7	1:59.864	80.85	1.374	17:09:48.773
7 -	28.717	112.0	57.423	96.1	32.350	102.2	1:58.490 (1)	81.79		17:11:47.263
8 -	28.784	112.0	57.412	93.4	32.636	103.5	1:58.832 (3)	81.55	0.342	17:13:46.095
9 -	29.746	110.1	57.412	95.1	33.231	100.0	2:00.389	80.49	1.899	17:15:46.484
10 -	29.022	111.2	57.222	92.9	32.484	102.7	1:58.728 (2)	81.62	0.238	17:17:45.212

P3		9 B2		Peter DE LA ROCHE			Lola Mk2			
IDEAL LAP TIME : 1:57.892		BEST LAP TIME : 1:58.303			DIFFERENCE : 0.411					
LAP	SECTOR 1		SECTOR 2		SECTOR 3		LAP TIME	MPH	DIFF	TIME OF DAY
1 -		105.0	1:00.382	89.4	34.157	96.2	2:10.798	74.09	12.495	16:59:44.734
2 -	30.253	105.0	58.734	90.6	33.443	96.8	2:02.430	79.15	4.127	17:01:47.164
3 -	29.551	106.5	57.549	90.4	33.087	97.9	2:00.187	80.63	1.884	17:03:47.351
4 -	29.250	107.0	58.093	91.9	33.028	98.2	2:00.371	80.51	2.068	17:05:47.722
5 -	29.238	107.8	58.688	91.8	32.925	97.8	2:00.851	80.19	2.548	17:07:48.573
6 -	29.069	105.5	56.843	89.8	32.841	97.5	1:58.753 (3)	81.60	0.450	17:09:47.326
7 -	29.033	106.1	56.654	90.1	32.616	97.5	1:58.303 (1)	81.91		17:11:45.629
8 -	29.586	105.6	56.455	90.8	32.505	98.1	1:58.546 (2)	81.75	0.243	17:13:44.175
9 -	30.371	107.0	58.299	92.4	33.314	97.9	2:01.984	79.44	3.681	17:15:46.159
10 -	28.932	107.2	57.880	92.4	32.826	98.6	1:59.638	81.00	1.335	17:17:45.797

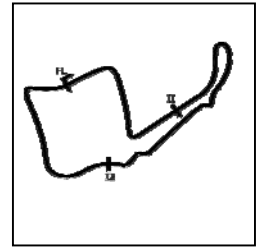
P4		8 B2		Alex MORTON			Condor S2			
IDEAL LAP TIME : 2:00.451		BEST LAP TIME : 2:00.534			DIFFERENCE : 0.083					
LAP	SECTOR 1		SECTOR 2		SECTOR 3		LAP TIME	MPH	DIFF	TIME OF DAY
1 -		98.8	1:00.557	89.0	33.883	97.6	2:12.931	72.90	12.397	16:59:46.867
2 -	30.549	104.2	58.453	87.4	33.610	98.2	2:02.612	79.04	2.078	17:01:49.479
3 -	29.903	104.0	58.356	89.2	33.456	97.6	2:01.715	79.62	1.181	17:03:51.194
4 -	29.903	105.3	58.024	91.8	33.337	97.5	2:01.264	79.91	0.730	17:05:52.458
5 -	29.753	105.3	57.867	91.0	33.105	96.9	2:00.725 (2)	80.27	0.191	17:07:53.183
6 -	29.552	106.5	57.795	91.6	33.187	98.5	2:00.534 (1)	80.40		17:09:53.717
7 -	29.680	105.8	1:00.823	90.9	33.340	98.3	2:03.843	78.25	3.309	17:11:57.560
8 -	29.676	107.8	58.948	91.9	33.621	97.8	2:02.245	79.27	1.711	17:13:59.805
9 -	29.551	108.0	58.511	91.6	33.178	100.0	2:01.240 (3)	79.93	0.706	17:16:01.045
10 -	29.902	106.6	59.068	90.0	33.219	98.2	2:02.189	79.31	1.655	17:18:03.234

Weather / Track : Sunny / Dry

Oulton Park International
Circuit Length = 2.6920 miles
Start: 16:57 Flag 17:17 End: 17:20

FJHRA / HSCC Historic Formula Junior

RACE 8 - SECTOR ANALYSIS



SECTOR 1 = FL to I1, SECTOR 2 = I1 to I2, SECTOR 3 = I2 to FL, DIFF = Difference To Personal Best Lap, P = Crossed Finish Line in Pit Lane, D = Time Disallowed

P5 51 B2		Michael HIBBERD					Lola Mk2			
IDEAL LAP TIME : 2:00.673		BEST LAP TIME : 2:00.673					DIFFERENCE : 0.000			
LAP	SECTOR 1	SECTOR 2		SECTOR 3		LAP TIME	MPH	DIFF	TIME OF DAY	
1 -		108.0	1:00.645	93.5	33.743	99.5	2:10.875	74.04	10.202	16:59:44.811
2 -	30.446	109.4	58.908	92.8	33.139	100.6	2:02.493	79.11	1.820	17:01:47.304
3 -	30.141	108.9	58.335	93.7	32.903	98.9	2:01.379 (2)	79.84	0.706	17:03:48.683
4 -	29.652	107.8	58.232	92.8	32.789	99.8	2:00.673 (1)	80.31		17:05:49.356
5 -	30.049	107.5	59.119	92.6	33.004	98.9	2:02.172	79.32	1.499	17:07:51.528
6 -	29.910	107.5	58.722	92.6	33.181	98.2	2:01.813	79.55	1.140	17:09:53.341
7 -	29.770	107.8	1:00.707	90.9	33.457	97.6	2:03.934	78.19	3.261	17:11:57.275
8 -	29.777	108.2	58.939	92.0	33.474	98.5	2:02.190	79.31	1.517	17:13:59.465
9 -	29.680	108.4	58.338	92.5	33.424	98.3	2:01.442 (3)	79.80	0.769	17:16:00.907
10 -	29.841	108.0	58.832	92.9	35.182	73.1	2:03.855	78.24	3.182	17:18:04.762

P6 73 E1		Peter ANTISS					Lotus 20/22			
IDEAL LAP TIME : 2:02.525		BEST LAP TIME : 2:03.077					DIFFERENCE : 0.552			
LAP	SECTOR 1	SECTOR 2		SECTOR 3		LAP TIME	MPH	DIFF	TIME OF DAY	
1 -		101.8	1:03.286	88.1	36.151	97.3	2:19.166	69.63	16.089	16:59:53.102
2 -	31.108	102.9	1:00.030	88.8	35.499	97.9	2:06.637	76.52	3.560	17:01:59.739
3 -	30.879	101.2	59.911	91.6	33.972	97.3	2:04.762	77.67	1.685	17:04:04.501
4 -	30.179	103.8	59.439	91.8	35.397	97.5	2:05.015	77.52	1.938	17:06:09.516
5 -	31.092	97.3	1:01.443	85.8	35.005	98.2	2:07.540	75.98	4.463	17:08:17.056
6 -	30.630	101.8	1:01.220	86.9	34.938	97.9	2:06.788	76.43	3.711	17:10:23.844
7 -	30.345	105.6	59.259	89.3	34.226	99.1	2:03.830 (3)	78.26	0.753	17:12:27.674
8 -	30.508	105.6	58.587	91.6	33.982	97.1	2:03.077 (1)	78.74		17:14:30.751
9 -	29.966	106.1	59.423	89.4	34.418	97.2	2:03.807 (2)	78.27	0.730	17:16:34.558
10 -	30.867	103.0	1:01.392	89.1	36.311	96.2	2:08.570	75.37	5.493	17:18:43.128

P7 37 C2		Andrew TAYLOR					Cooper T56			
IDEAL LAP TIME : 2:04.556		BEST LAP TIME : 2:04.971					DIFFERENCE : 0.415			
LAP	SECTOR 1	SECTOR 2		SECTOR 3		LAP TIME	MPH	DIFF	TIME OF DAY	
1 -		101.5	1:01.546	86.8	34.821	94.9	2:13.567	72.55	8.596	16:59:47.503
2 -	31.004	102.2	1:00.328	86.3	35.962	92.3	2:07.294	76.13	2.323	17:01:54.797
3 -	31.006	102.7	1:00.952	86.1	34.893	93.4	2:06.851	76.39	1.880	17:04:01.648
4 -	30.715	99.4	1:01.254	87.2	35.556	93.3	2:07.525	75.99	2.554	17:06:09.173
5 -	31.159	103.8	1:00.494	86.7	34.802	93.3	2:06.455	76.63	1.484	17:08:15.628
6 -	31.103	102.1	1:00.916	87.4	34.735	93.8	2:06.754	76.45	1.783	17:10:22.382
7 -	30.404	102.1	1:00.296	88.8	34.435	93.5	2:05.135 (2)	77.44	0.164	17:12:27.517
8 -	31.149	104.5	59.836	87.6	34.869	92.9	2:05.854 (3)	77.00	0.883	17:14:33.371
9 -	30.751	103.2	59.717	88.4	34.503	93.3	2:04.971 (1)	77.54		17:16:38.342
10 -	30.925	103.2	59.775	89.1	35.698	94.7	2:06.398	76.67	1.427	17:18:44.740

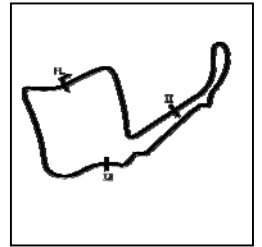
P8 11 B2		Nick TAYLOR					Elva 100			
IDEAL LAP TIME : 2:04.561		BEST LAP TIME : 2:04.778					DIFFERENCE : 0.217			
LAP	SECTOR 1	SECTOR 2		SECTOR 3		LAP TIME	MPH	DIFF	TIME OF DAY	
1 -		99.4	1:01.333	86.2	34.652	91.8	2:14.290	72.16	9.512	16:59:48.226
2 -	30.886	100.6	59.945	87.6	34.933	90.9	2:05.764 (3)	77.05	0.986	17:01:53.990
3 -	31.047	98.3	1:00.322	85.9	34.992	90.0	2:06.361	76.69	1.583	17:04:00.351
4 -	31.813	97.5	1:01.164	85.8	35.267	90.4	2:08.244	75.56	3.466	17:06:08.595
5 -	31.659	99.2	1:01.612	85.7	34.594	92.0	2:07.865	75.79	3.087	17:08:16.460
6 -	30.967	100.9	1:01.246	85.5	34.592	92.6	2:06.805	76.42	2.027	17:10:23.265
7 -	30.896	100.7	1:00.502	85.8	34.479	91.8	2:05.877	76.99	1.099	17:12:29.142
8 -	30.709	100.4	59.373	86.4	34.696	92.5	2:04.778 (1)	77.66		17:14:33.920
9 -	30.945	100.7	59.420	87.4	34.708	92.3	2:05.073 (2)	77.48	0.295	17:16:38.993
10 -	31.052	100.3	59.524	87.4	35.386	92.1	2:05.962	76.93	1.184	17:18:44.955

Weather / Track : Sunny / Dry

Oulton Park International
Circuit Length = 2.6920 miles
Start: 16:57 Flag 17:17 End: 17:20

FJHRA / HSCC Historic Formula Junior

RACE 8 - SECTOR ANALYSIS



SECTOR 1 = FL to I1, SECTOR 2 = I1 to I2, SECTOR 3 = I2 to FL, DIFF = Difference To Personal Best Lap, P = Crossed Finish Line in Pit Lane, D = Time Disallowed

P9 140 C2 Keith PICKERING			Britannia FJ							
IDEAL LAP TIME : 2:05.092			BEST LAP TIME : 2:06.113			DIFFERENCE : 1.021				
LAP	SECTOR 1		SECTOR 2		SECTOR 3		LAP TIME	MPH	DIFF	TIME OF DAY
1 -		98.6	1:03.358	90.8	36.355	95.3	2:20.027	69.20	13.914	16:59:53.963
2 -	31.591	104.8	1:01.216	91.4	35.061	97.9	2:07.868	75.79	1.755	17:02:01.831
3 -	30.944	105.6	1:01.824	91.8	35.520	96.0	2:08.288	75.54	2.175	17:04:10.119
4 -	31.306	106.5	1:01.274	91.4	35.059	92.3	2:07.639	75.92	1.526	17:06:17.758
5 -	31.103	103.5	1:00.792	91.6	34.745	98.1	2:06.640 (2)	76.52	0.527	17:08:24.398
6 -	30.851	106.3	1:00.731	91.4	34.531	98.5	2:06.113 (1)	76.84		17:10:30.511
7 -	30.407	106.5	1:00.154	92.4	38.786	96.1	2:09.347	74.92	3.234	17:12:39.858
8 -	31.379	106.8	1:00.843	91.1	35.214	98.5	2:07.436	76.04	1.323	17:14:47.294
9 -	30.955	106.6	1:01.278	92.0	34.821	98.6	2:07.054 (3)	76.27	0.941	17:16:54.348
10 -	31.300	106.3	1:00.747	91.9	36.048	98.5	2:08.095	75.65	1.982	17:19:02.443

P10 69 E1 Andrew TURVEY			Lola Mk5A							
IDEAL LAP TIME : 2:04.934			BEST LAP TIME : 2:05.381			DIFFERENCE : 0.447				
LAP	SECTOR 1		SECTOR 2		SECTOR 3		LAP TIME	MPH	DIFF	TIME OF DAY
1 -		94.9	1:03.037	85.8	36.015	93.7	2:20.310	69.07	14.929	16:59:54.246
2 -	32.629	102.1	1:02.490	86.9	35.827	94.1	2:10.946	74.00	5.565	17:02:05.192
3 -	33.026	87.9	1:02.296	84.9	34.974	94.7	2:10.296	74.37	4.915	17:04:15.488
4 -	32.525	98.9	1:01.620	85.7	34.626	93.8	2:08.771	75.25	3.390	17:06:24.259
5 -	31.614	97.8	1:00.427	85.5	34.869	93.7	2:06.910	76.36	1.529	17:08:31.169
6 -	31.621	99.4	1:00.399	86.0	34.971	93.2	2:06.991	76.31	1.610	17:10:38.160
7 -	31.096	100.4	1:00.592	86.0	35.832	93.2	2:07.520	75.99	2.139	17:12:45.680
8 -	31.192	100.0	1:00.006	86.1	34.899	94.2	2:06.097 (3)	76.85	0.716	17:14:51.777
9 -	30.853	101.6	59.616	87.1	34.912	94.1	2:05.381 (1)	77.29		17:16:57.158
10 -	30.724	100.7	59.584	87.3	35.242	93.7	2:05.550 (2)	77.19	0.169	17:19:02.708

P11 49 D2 Martin MCHUGH			North Star Mk1							
IDEAL LAP TIME : 2:08.002			BEST LAP TIME : 2:08.833			DIFFERENCE : 0.831				
LAP	SECTOR 1		SECTOR 2		SECTOR 3		LAP TIME	MPH	DIFF	TIME OF DAY
1 -		101.2	1:03.419	86.4	37.226	90.8	2:19.922	69.26	11.089	16:59:53.858
2 -	32.652	101.8	1:02.508	86.3	35.882	93.3	2:11.042	73.95	2.209	17:02:04.900
3 -	32.228	98.6	1:02.216	86.2	35.659	93.8	2:10.103	74.48	1.270	17:04:15.003
4 -	32.770	98.6	1:03.358	85.8	36.025	92.9	2:12.153	73.33	3.320	17:06:27.156
5 -	32.217	98.1	1:02.171	86.1	35.790	93.0	2:10.178	74.44	1.345	17:08:37.334
6 -	32.165	100.4	1:01.620	86.1	35.539	94.1	2:09.324 (2)	74.93	0.491	17:10:46.658
7 -	31.858	101.0	1:01.695	86.3	36.008	94.2	2:09.561 (3)	74.80	0.728	17:12:56.219
8 -	31.886	101.3	1:01.748	86.7	36.024	93.2	2:09.658	74.74	0.825	17:15:05.877
9 -	31.560	102.4	1:01.908	86.3	35.365	94.3	2:08.833 (1)	75.22		17:17:14.710
10 -	32.104	101.3	1:01.077	86.8	50.209	72.3	2:23.390	67.58	14.557	17:19:38.100

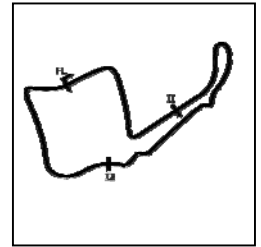
P12 35 C2 John HUTCHISON JNR			Envoy Mk1							
IDEAL LAP TIME : 2:10.649			BEST LAP TIME : 2:11.208			DIFFERENCE : 0.559				
LAP	SECTOR 1		SECTOR 2		SECTOR 3		LAP TIME	MPH	DIFF	TIME OF DAY
1 -		98.5	1:04.818	84.5	36.106	91.4	2:24.245	67.18	13.037	16:59:58.181
2 -	32.725	100.3	1:04.334	86.5	36.759	89.3	2:13.818	72.42	2.610	17:02:11.999
3 -	32.872	99.4	1:04.304	84.4	36.163	90.6	2:13.339	72.68	2.131	17:04:25.338
4 -	32.600	99.7	1:03.853	83.8	36.432	91.4	2:12.885	72.92	1.677	17:06:38.223
5 -	32.567	99.7	1:03.763	85.0	36.447	91.3	2:12.777	72.98	1.569	17:08:51.000
6 -	32.279	101.2	1:03.491	85.7	35.689	91.8	2:11.459 (3)	73.72	0.251	17:11:02.459
7 -	32.372	99.8	1:02.875	83.9	36.078	92.3	2:11.325 (2)	73.79	0.117	17:13:13.784
8 -	32.162	99.8	1:03.476	83.2	36.284	92.0	2:11.922	73.46	0.714	17:15:25.706
9 -	32.085	101.9	1:03.237	83.2	35.886	90.4	2:11.208 (1)	73.86		17:17:36.914
10 -	32.635	99.7	1:03.403	83.9	37.906	89.4	2:13.944	72.35	2.736	17:19:50.858

Weather / Track : Sunny / Dry

Oulton Park International
Circuit Length = 2.6920 miles
Start: 16:57 Flag 17:17 End: 17:20

FJHRA / HSCC Historic Formula Junior

RACE 8 - SECTOR ANALYSIS



SECTOR 1 = FL to I1, SECTOR 2 = I1 to I2, SECTOR 3 = I2 to FL, DIFF = Difference To Personal Best Lap, P = Crossed Finish Line in Pit Lane, D = Time Disallowed

P13		7 B2		Duncan RABAGLIATI			Alexis HF1			
IDEAL LAP TIME : 2:15.842		BEST LAP TIME : 2:16.174			DIFFERENCE : 0.332					
LAP	SECTOR 1		SECTOR 2		SECTOR 3		LAP TIME	MPH	DIFF	TIME OF DAY
1 -		91.0	1:07.405	78.7	37.139	87.0	2:27.186	65.84	11.012	17:00:01.122
2 -	33.513	92.9	1:05.376	78.1	37.285	87.3	2:16.174 (1)	71.16		17:02:17.296
3 -	33.713	93.4	1:06.238	78.3	37.178	86.7	2:17.129	70.67	0.955	17:04:34.425
4 -	33.717	94.6	1:05.805	78.3	38.201	85.1	2:17.723	70.36	1.549	17:06:52.148
5 -	33.715	92.9	1:06.542	79.8	37.512	85.8	2:17.769	70.34	1.595	17:09:09.917
6 -	33.442	94.1	1:05.845	78.8	37.457	85.0	2:16.744 (3)	70.87	0.570	17:11:26.661
7 -	33.327	94.6	1:05.753	79.7	37.418	86.4	2:16.498 (2)	70.99	0.324	17:13:43.159
8 -	34.720	94.9	1:06.303	81.0	38.777	85.9	2:19.800	69.32	3.626	17:16:02.959
9 -	33.721	94.3	1:06.459	80.0	39.965	87.2	2:20.145	69.15	3.971	17:18:23.104

P14		76 E1		Simon DURLING			Lotus 22			
IDEAL LAP TIME : 2:05.805		BEST LAP TIME : 2:05.969			DIFFERENCE : 0.164					
LAP	SECTOR 1		SECTOR 2		SECTOR 3		LAP TIME	MPH	DIFF	TIME OF DAY
1 -		91.0	1:03.662	88.0	34.826	97.3	2:17.174	70.64	11.205	16:59:51.110
2 -	31.001	104.6	1:01.769	88.8	34.878	96.6	2:07.648	75.92	1.679	17:01:58.758
3 -	30.976	106.1	1:01.566	90.6	34.882	98.6	2:07.424	76.05	1.455	17:04:06.182
4 -	30.653	104.0	1:01.654	88.8	34.756	97.5	2:07.063 (3)	76.27	1.094	17:06:13.245
5 -	30.640	103.0	1:01.942	88.3	34.557	97.8	2:07.139	76.22	1.170	17:08:20.384
6 -	30.596	105.1	1:00.890	89.7	34.854	97.5	2:06.340 (2)	76.70	0.371	17:10:26.724
7 -	30.990	106.3	1:01.165	89.2	1:04.800	93.2	2:36.955	61.74	30.986	17:13:03.679
8 -	31.050	106.5	1:00.890	89.8	35.134	97.2	2:07.074	76.26	1.105	17:15:10.753
9 -	30.607	106.5	1:01.042	89.1	34.320	95.7	2:05.969 (1)	76.93		17:17:16.722

P15		36 C2		Robert GOODWIN			Kieft FJ			
IDEAL LAP TIME : 2:11.153		BEST LAP TIME : 2:12.132			DIFFERENCE : 0.979					
LAP	SECTOR 1		SECTOR 2		SECTOR 3		LAP TIME	MPH	DIFF	TIME OF DAY
1 -		96.9	1:05.674	84.4	36.964	89.9	2:30.193	64.52	18.061	17:00:04.129
2 -	32.831	96.8	1:09.721	81.3	36.278	91.3	2:18.830	69.80	6.698	17:02:22.959
3 -	32.654	99.8	1:06.192	86.2	36.826	92.0	2:15.672	71.43	3.540	17:04:38.631
4 -	32.530	99.4	1:03.258	83.7	36.741	88.8	2:12.529 (2)	73.12	0.397	17:06:51.160
5 -	32.668	96.8	1:05.538	86.0	35.820	91.8	2:14.026	72.30	1.894	17:09:05.186
6 -	32.497	100.4	1:03.876	81.2	35.759	89.9	2:12.132 (1)	73.34		17:11:17.318
7 -	32.136	101.6	1:04.200	80.9	36.471	93.7	2:12.807 (3)	72.97	0.675	17:13:30.125
8 -	32.175	98.1	1:04.136	79.7	43.836	65.7	2:20.147	69.15	8.015	17:15:50.272

FJHRA / HSCC Historic Formula Junior

RACE 8 - BEST SECTORS

SECTOR 1			SECTOR 2			SECTOR 3			IDEAL / BEST COMPARISON						
POS	NO	NAME	TIME	NO	NAME	TIME	NO	NAME	TIME	POS	NO	NAME	IDEAL	BEST	DIFF
													PERFECT LAP	1:57.064	
1	5	LONGDON	28.618	9	DE LA ROCHE	56.455	5	LONGDON	31.991	1	9	DE LA ROCHE	1:57.892	1:58.303	0.411
2	90	HAYDEN	28.717	90	HAYDEN	57.170	90	HAYDEN	32.350	2	5	LONGDON	1:57.949	1:57.949	0.000
3	9	DE LA ROCHE	28.932	5	LONGDON	57.340	9	DE LA ROCHE	32.505	3	90	HAYDEN	1:58.237	1:58.490	0.253
4	8	MORTON	29.551	8	MORTON	57.795	51	HIBBERD	32.789	4	8	MORTON	2:00.451	2:00.534	0.083
5	51	HIBBERD	29.652	51	HIBBERD	58.232	8	MORTON	33.105	5	51	HIBBERD	2:00.673	2:00.673	0.000
6	73	ANSTISS	29.966	73	ANSTISS	58.587	73	ANSTISS	33.972	6	73	ANSTISS	2:02.525	2:03.077	0.552
7	37	TAYLOR	30.404	11	TAYLOR	59.373	76	DURLING	34.320	7	37	TAYLOR	2:04.556	2:04.971	0.415
8	140	PICKERING	30.407	69	TURVEY	59.584	37	TAYLOR	34.435	8	11	TAYLOR	2:04.561	2:04.778	0.217
9	76	DURLING	30.595	37	TAYLOR	59.717	11	TAYLOR	34.479	9	69	TURVEY	2:04.934	2:05.381	0.447
10	11	TAYLOR	30.709	140	PICKERING	1:00.154	140	PICKERING	34.531	10	140	PICKERING	2:05.092	2:06.113	1.021
11	69	TURVEY	30.724	76	DURLING	1:00.890	69	TURVEY	34.626	11	76	DURLING	2:05.805	2:05.969	0.164
12	49	MCHUGH	31.560	49	MCHUGH	1:01.077	49	MCHUGH	35.365	12	49	MCHUGH	2:08.002	2:08.833	0.831
13	35	HUTCHISON JNR	32.085	35	HUTCHISON JNR	1:02.875	35	HUTCHISON JNR	35.689	13	35	HUTCHISON JNR	2:10.649	2:11.208	0.559
14	36	GOODWIN	32.136	36	GOODWIN	1:03.258	36	GOODWIN	35.759	14	36	GOODWIN	2:11.153	2:12.132	0.979
15	7	RABAGLIATI	33.327	7	RABAGLIATI	1:05.376	7	RABAGLIATI	37.139	15	7	RABAGLIATI	2:15.842	2:16.174	0.332

Weather / Track : Sunny / Dry

Results can be found at www.tsl-timing.com

Oulton Park International
 Circuit Length = 2.6920 miles
 Start: 16:57 Flag 17:17 End: 17:20

Printed - 17:22 Sunday, 25 August 2019

FJHRA / HSCC Historic Formula Junior

RACE 8 - BEST SPEEDS

POS	INTERMEDIATE 1			INTERMEDIATE 2			FINISH LINE		
	NO	NAME	MPH	NO	NAME	MPH	NO	NAME	MPH
1	5	LONGDON	113.3	90	HAYDEN	96.1	5	LONGDON	105.0
2	90	HAYDEN	112.0	5	LONGDON	95.7	90	HAYDEN	103.5
3	51	HIBBERD	109.4	51	HIBBERD	93.7	51	HIBBERD	100.6
4	8	MORTON	108.0	9	DE LA ROCHE	92.4	8	MORTON	100.0
5	9	DE LA ROCHE	107.8	140	PICKERING	92.4	73	ANSTISS	99.1
6	140	PICKERING	106.8	8	MORTON	91.9	9	DE LA ROCHE	98.6
7	76	DURLING	106.5	73	ANSTISS	91.8	140	PICKERING	98.6
8	73	ANSTISS	106.1	76	DURLING	90.9	76	DURLING	98.6
9	37	TAYLOR	104.5	37	TAYLOR	89.1	37	TAYLOR	94.9
10	49	MCHUGH	102.4	11	TAYLOR	87.6	69	TURVEY	94.7
11	69	TURVEY	102.1	69	TURVEY	87.3	49	MCHUGH	94.3
12	35	HUTCHISON JNR	101.9	49	MCHUGH	86.8	36	GOODWIN	93.7
13	36	GOODWIN	101.6	35	HUTCHISON JNR	86.5	11	TAYLOR	92.6
14	11	TAYLOR	100.9	36	GOODWIN	86.2	35	HUTCHISON JNR	92.3
15	7	RABAGLIATI	94.9	7	RABAGLIATI	81.0	7	RABAGLIATI	87.3

Weather / Track : Sunny / Dry

Results can be found at www.tsl-timing.com

Oulton Park International
Circuit Length = 2.6920 miles
Start: 16:57 Flag 17:17 End: 17:20

Printed - 17:22 Sunday, 25 August 2019

FJHRA / HSCC Historic Formula Junior

RACE 8 - STATISTICS

Competitors Started 15
Planned Start 2019-08-25 @ 17:00:00.000
Actual Start 2019-08-25 @ 16:57:33.935
Finish Time 2019-08-25 @ 17:17:43.439
Track Length 2.6920mi.
Total Laps 146
Total Distance Covered 393.0361mi.

Session Fastest Lap History

NO	CL	NAME	LAP TIME	TIME OF DAY	LAP	VEHICLE
5	E1	Robin LONGDON	2:02.371	17:01:45.893	2	Lola Mk5A
90	E1	Andrew HAYDEN	2:02.176	17:01:46.621	2	Lotus 22
5	E1	Robin LONGDON	2:00.436	17:03:46.329	3	Lola Mk5A
90	E1	Andrew HAYDEN	2:00.111	17:03:46.732	3	Lotus 22
9	B2	Peter DE LA ROCHE	1:58.753	17:09:47.339	6	Lola Mk2
9	B2	Peter DE LA ROCHE	1:58.303	17:11:45.642	7	Lola Mk2
5	E1	Robin LONGDON	1:57.949	17:11:45.926	7	Lola Mk5A

Session Leader History

NO	CL	NAME	FROM LAP	LAPS LED	DISTANCE	VEHICLE
5	E1	Robin LONGDON	1	5	13.46 miles	Lola Mk5A
9	B2	Peter DE LA ROCHE	6	3	8.07 miles	Lola Mk2
5	E1	Robin LONGDON	9	2	5.38 miles	Lola Mk5A

Flag History

TYPE	TIME OF DAY
GREEN	16:57:33.935
FINISH	17:17:43.439

Flag Statistics

TYPE	COUNT	TOTAL LAPS	TOTAL TIME
Green	1	10	22:26.200
Red	0	0	0.000
Safety Car	0	0	0.000
FCY	0	0	0.000

Weather / Track : Sunny / Dry

These results are provisional until the conclusion of any judicial and technical matters.

Oulton Park International
Circuit Length = 2.6920 miles
Start: 16:57 Flag 17:17 End: 17:20

Clerk Of Course : Julian Floyd	Timekeeper : Nick Palmer
--------------------------------	--------------------------

FJHRA / HSCC Historic Formula Junior

RACE 8 - STATISTICS

CLASS : B2

5 Starters

Fastest Lap History

NO	NAME	LAP TIME	TIME OF DAY	LAP	VEHICLE
9	Peter DE LA ROCHE	2:02.430	17:01:47.177	2	Lola Mk2
9	Peter DE LA ROCHE	2:00.187	17:03:47.365	3	Lola Mk2
9	Peter DE LA ROCHE	1:58.753	17:09:47.339	6	Lola Mk2
9	Peter DE LA ROCHE	1:58.303	17:11:45.642	7	Lola Mk2

Leader History

NO	NAME	FROM LAP	LAPS LED	DISTANCE	VEHICLE
9	Peter DE LA ROCHE	1	10	26.92 miles	Lola Mk2

Weather / Track : Sunny / Dry

These results are provisional until the conclusion of any judicial and technical matters.

Oulton Park International
Circuit Length = 2.6920 miles
Start: 16:57 Flag 17:17 End: 17:20

Clerk Of Course : Julian Floyd

Timekeeper : Nick Palmer

FJHRA / HSCC Historic Formula Junior

RACE 8 - STATISTICS

CLASS : C2

4 Starters

Fastest Lap History

NO	NAME	LAP TIME	TIME OF DAY	LAP	VEHICLE
37	Andrew TAYLOR	2:07.294	17:01:54.813	2	Cooper T56
37	Andrew TAYLOR	2:06.851	17:04:01.665	3	Cooper T56
37	Andrew TAYLOR	2:06.455	17:08:15.644	5	Cooper T56
140	Keith PICKERING	2:06.113	17:10:30.526	6	Britannia FJ
37	Andrew TAYLOR	2:05.135	17:12:27.534	7	Cooper T56
37	Andrew TAYLOR	2:04.971	17:16:38.359	9	Cooper T56

Leader History

NO	NAME	FROM LAP	LAPS LED	DISTANCE	VEHICLE
37	Andrew TAYLOR	1	10	26.92 miles	Cooper T56

Weather / Track : Sunny / Dry

These results are provisional until the conclusion of any judicial and technical matters.

Oulton Park International
Circuit Length = 2.6920 miles
Start: 16:57 Flag 17:17 End: 17:20

Clerk Of Course : Julian Floyd

Timekeeper : Nick Palmer

FJHRA / HSCC Historic Formula Junior

RACE 8 - STATISTICS

CLASS : D2

1 Starters

Fastest Lap History

NO	NAME	LAP TIME	TIME OF DAY	LAP	VEHICLE
49	Martin MCHUGH	2:11.042	17:02:04.931	2	North Star Mk1
49	Martin MCHUGH	2:10.103	17:04:15.035	3	North Star Mk1
49	Martin MCHUGH	2:09.324	17:10:46.690	6	North Star Mk1
49	Martin MCHUGH	2:08.833	17:17:14.741	9	North Star Mk1

Leader History

NO	NAME	FROM LAP	LAPS LED	DISTANCE	VEHICLE
49	Martin MCHUGH	1	10	26.92 miles	North Star Mk1

Weather / Track : Sunny / Dry

These results are provisional until the conclusion of any judicial and technical matters.

Oulton Park International
Circuit Length = 2.6920 miles
Start: 16:57 Flag 17:17 End: 17:20

Clerk Of Course : Julian Floyd		Timekeeper : Nick Palmer
--------------------------------	--	--------------------------

FJHRA / HSCC Historic Formula Junior

RACE 8 - STATISTICS

CLASS : E1

5 Starters

Fastest Lap History

NO	NAME	LAP TIME	TIME OF DAY	LAP	VEHICLE
5	Robin LONGDON	2:02.371	17:01:45.893	2	Lola Mk5A
90	Andrew HAYDEN	2:02.176	17:01:46.621	2	Lotus 22
5	Robin LONGDON	2:00.436	17:03:46.329	3	Lola Mk5A
90	Andrew HAYDEN	2:00.111	17:03:46.732	3	Lotus 22
5	Robin LONGDON	1:59.852	17:09:47.977	6	Lola Mk5A
5	Robin LONGDON	1:57.949	17:11:45.926	7	Lola Mk5A

Leader History

NO	NAME	FROM LAP	LAPS LED	DISTANCE	VEHICLE
5	Robin LONGDON	1	10	26.92 miles	Lola Mk5A

Weather / Track : Sunny / Dry

These results are provisional until the conclusion of any judicial and technical matters.

Oulton Park International
Circuit Length = 2.6920 miles
Start: 16:57 Flag 17:17 End: 17:20

Clerk Of Course : Julian Floyd

Timekeeper : Nick Palmer