



  
**LEGENDS OF BRANDS HATCH**  
**SUPERPRIX**  
**SAT 1/SUN 2 JULY '17**



Timing & Results by MST SYSTEMS Ltd.  
[www.mstworld.com](http://www.mstworld.com)

© MST SYSTEMS Ltd. 2017

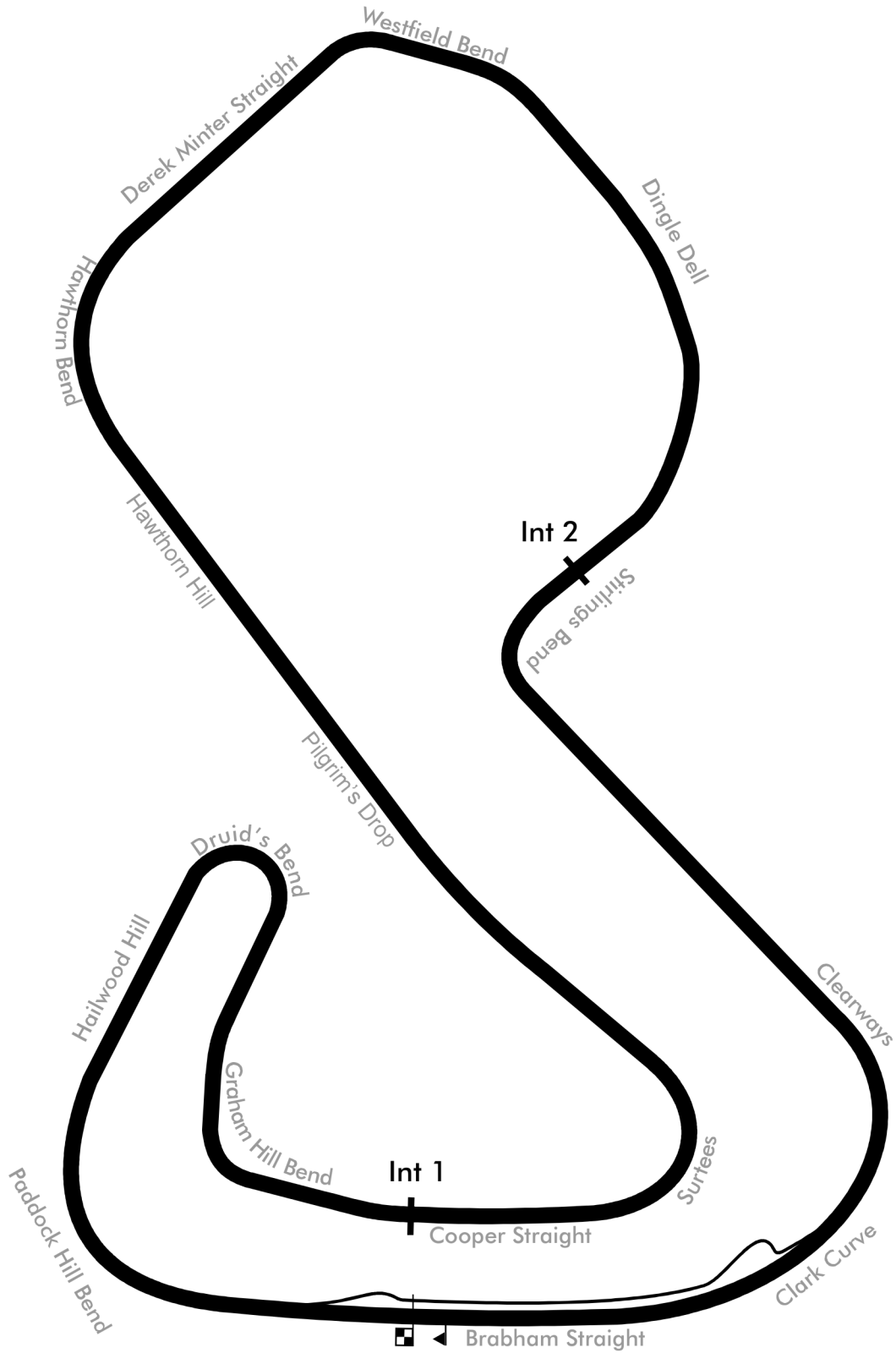
The Haysfield, Spring Lane North, Malvern, Worcestershire WR14 1GF  
tel: +44 (0)1684 560614 email: [motorsport@mstworld.com](mailto:motorsport@mstworld.com)



# Brands Hatch Grand Prix Circuit

Fawkham, Longfield DA3 8NG

[www.brandshatch.co.uk](http://www.brandshatch.co.uk)



Circuit Length:	2.433 M / 3.916 km
Pit Lane:	277m, 17s @ 60km/h
Intermediate 1:	1117.1 m
Intermediate 2:	2936.0 m
Start line offset:	0 m

## Legends of Brands Hatch Superprix - 1 - 2 Jul 2017

### HSCC Historic Formula Ford with Avon Tyres, Radio Caroline & Titan Historic Racing

#### Qualifying 1 - Classification

Sheet No:

POS	NO	DRIVER/S	CLASS		CAR MAKE / MODEL	TIME	ON	LAPS	GAP	DIFF	MPH
			CLASS	POS							
1	64	Cameron Jackson		1	Lola T200	1:39.005	9	9			88.47
2	1	Callum Grant		2	Merlyn Mk20A	1:39.178	7	9	0.173	0.173	88.31
3	24	Ben Mitchell		3	Merlyn Mk20	1:39.185	9	9	0.180	0.007	88.31
4	53	Richard Tarling		4	Macon MR8	1:39.593	8	9	0.588	0.408	87.95
5	40	Sam Mitchell		5	Merlyn Mk20	1:39.781	8	9	0.776	0.188	87.78
6	60	James Buckton		6	Crossle 16F	1:40.724	7	9	1.719	0.943	86.96
7	73	Ed Thurston		7	Elden Mk8	1:40.744	9	9	1.739	0.020	86.94
8	58	Michael Grant Peterkin		8	Brabham BT21	1:41.672	7	9	2.667	0.928	86.15
9	17	Brian Morris	OF	1	Lola T202	1:42.489	8	9	3.484	0.817	85.46
10	21	Ross Drybrough		9	Merlyn Mk20AS	1:42.510	9	9	3.505	0.021	85.44
11	75	Daniel Pickett		10	Merlyn Mk20	1:44.803	9	9	5.798	2.293	83.57
12	8	Andrew Mansell	OF	2	Merlyn Mk11A	1:46.099	7	8	7.094	1.296	82.55
13	72	Alistair Littleood		11	Merlyn Mk20A	1:46.424	6	8	7.419	0.325	82.30
14	82	Lee Penson		12	Lotus 51A	1:46.841	8	8	7.836	0.417	81.98
15	49	Harvey Sykes		13	Crossle 20F	1:47.027	8	8	8.022	0.186	81.84
16	7	Robs Lamplough		14	Winkelmann WDF2	1:47.244	8	8	8.239	0.217	81.67
17	122	Chris Williams		15	Caldwell D9	1:47.573	6	8	8.568	0.329	81.42
18	93	Rudolf Ernst	OF	3	Titan Mk6	1:47.657	8	8	8.652	0.084	81.36
19	87	Ian Jeary		16	Elden Mk8	1:47.729	8	8	8.724	0.072	81.30
20	19	Stephen King	OF	4	Macon MR8	1:48.001	8	8	8.996	0.272	81.10
21	46	Stuart Dix	OF	5	Cooper Chinook	1:49.004	6	8	9.999	1.003	80.35
22	81	James Lovett		17	Lola T200	1:49.768	8	8	10.763	0.764	79.79
23	47	Louis Hanjoul	OF	6	Elden Mk8/10	1:49.988	8	8	10.983	0.220	79.63
24	32	Nigel Adams	OF	7	Lotus 61	1:50.916	8	8	11.911	0.928	78.97
25	39	Michael Richings	OF	8	Alexis Mk15	1:56.172	8	8	17.167	5.256	75.39

Session Start: 09:00:41 - Finish: 09:15:59

Weather/Track Conditions: Cloud / Dry

Circuit: Brands Hatch Grand Prix Circuit

Track Length: 3.916 Km - 2.4330 miles

These results are provisional until the conclusion of any judicial and technical matters.

Clerk of the Course:  <div style="text-align: right;">Julian Floyd</div>	Timekeeper:  <div style="text-align: right;">Nick Palmer</div>	Issued at:
--	--	------------

# Legends of Brands Hatch Superprix - 1 - 2 Jul 2017

## HSCC Historic Formula Ford with Avon Tyres, Radio Caroline & Titan Historic Racing Qualifying 1 - Sector Analysis

1 Callum Grant ( )								Merlyn Mk20A							
lap	Sect-1	Speed	Sect-2	Speed	Sect-3	Speed	Laptime Pit	lap	Sect-1	Speed	Sect-2	Speed	Sect-3	Speed	Laptime Pit
1	Out	88.9	48.563	79.4	25.260	108.9	1:49.607	6	31.036	95.0	45.679	87.8	23.853	113.2	1:40.568
2	32.007	91.1	46.685	84.5	24.604	110.4	1:43.296	7	30.986	94.6	44.493	90.6	23.699	113.2	1:39.178
3	31.240	93.3	45.711	87.1	24.132	110.4	1:41.083	8	31.302	94.3	47.117	83.8	24.383	112.6	1:42.802
4	31.317	92.6	45.506	90.1	24.004	111.3	1:40.827	9	30.876	94.0	45.708	87.8	23.844	111.8	1:40.428
5	31.034	93.6	46.457	83.5	24.899	115.3	1:42.390	10							

7 Robs Lamplough ( )								Winkelmann WDF2							
lap	Sect-1	Speed	Sect-2	Speed	Sect-3	Speed	Laptime Pit	lap	Sect-1	Speed	Sect-2	Speed	Sect-3	Speed	Laptime Pit
1	Out	77.3	55.743	67.9	28.459	107.7	2:06.048	5	35.090	81.9	49.286	77.9	26.312	111.1	1:50.688
2	37.946	83.6	54.278	70.2	28.058	107.6	2:00.282	6	32.961	88.8	49.040	80.8	26.139	110.0	1:48.140
3	36.713	81.6	51.538	70.4	27.419	107.7	1:55.670	7	33.159	87.1	50.266	75.3	26.719	108.9	1:50.144
4	34.602	82.9	50.809	72.8	26.596	108.6	1:52.007	8	33.853	88.7	47.749	78.4	25.642	110.7	1:47.244

8 Andrew Mansell (OF)								Merlyn Mk11A							
lap	Sect-1	Speed	Sect-2	Speed	Sect-3	Speed	Laptime Pit	lap	Sect-1	Speed	Sect-2	Speed	Sect-3	Speed	Laptime Pit
1	Out	75.1	59.846	57.6	29.148	96.9	2:12.147	5	33.923	89.4	49.178	76.2	25.793	110.6	1:48.894
2	39.215	75.5	54.107	61.8	27.030	101.2	2:00.352	6	33.287	91.1	48.595	79.8	25.744	110.6	1:47.626
3	36.006	84.7	51.854	74.2	26.764	108.8	1:54.624	7	32.864	90.9	47.850	81.2	25.385	110.7	1:46.099
4	34.630	89.3	49.985	77.0	26.789	110.4	1:51.404	8	33.490	76.5	47.838	84.7	24.809	112.0	1:46.137

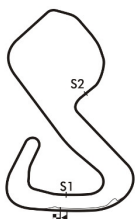
17 Brian Morris (OF)								Lola T202							
lap	Sect-1	Speed	Sect-2	Speed	Sect-3	Speed	Laptime Pit	lap	Sect-1	Speed	Sect-2	Speed	Sect-3	Speed	Laptime Pit
1	Out	81.7	51.074	78.4	26.408	107.0	1:54.224	6	32.269	90.5	47.902	83.8	25.207	108.4	1:45.378
2	33.890	89.2	49.899	80.2	26.069	107.9	1:49.858	7	31.935	90.9	47.001	82.7	25.177	108.9	1:44.113
3	33.179	89.3	49.730	78.8	25.830	107.9	1:48.739	8	31.431	92.5	46.406	85.6	24.652	109.3	1:42.489
4	32.619	90.7	48.937	82.1	25.539	108.1	1:47.095	9	31.766	91.7	46.617	83.6	24.536	109.8	1:42.919
5	32.618	90.3	48.244	80.2	25.386	108.8	1:46.248	10							

19 Stephen King (OF)								Macon MR8							
lap	Sect-1	Speed	Sect-2	Speed	Sect-3	Speed	Laptime Pit	lap	Sect-1	Speed	Sect-2	Speed	Sect-3	Speed	Laptime Pit
1	Out	75.1	54.095	66.7	28.303	107.4	2:04.003	5	33.982	85.4	49.553	77.6	27.518	108.8	1:51.053
2	35.259	83.9	51.635	68.1	26.438	108.8	1:53.332	6	33.019	89.1	48.943	76.2	26.349	105.5	1:48.311
3	34.658	87.0	50.323	74.2	26.029	108.8	1:51.010	7	35.347	89.4	48.766	76.8	26.114	110.0	1:50.227
4	34.169	90.1	49.610	73.0	26.330	110.0	1:50.109	8	32.929	86.8	49.738	79.5	25.334	108.6	1:48.001

21 Ross Drybrough ( )								Merlyn Mk20AS							
lap	Sect-1	Speed	Sect-2	Speed	Sect-3	Speed	Laptime Pit	lap	Sect-1	Speed	Sect-2	Speed	Sect-3	Speed	Laptime Pit
1	Out	79.2	52.880	66.8	26.648	108.6	1:58.214	6	32.291	89.4	47.256	83.8	24.722	112.0	1:44.269
2	34.482	88.8	50.078	64.0	27.956	109.5	1:52.516	7	32.090	92.2	46.749	79.7	24.795	112.0	1:43.634
3	33.151	89.9	47.714	75.6	25.224	110.7	1:46.089	8	31.712	93.1	46.188	77.8	24.650	111.8	1:42.550
4	32.698	92.1	47.426	76.3	25.263	113.7	1:45.387	9	32.092	91.4	45.860	81.5	24.558	111.3	1:42.510
5	32.645	89.2	47.487	75.9	25.178	111.1	1:45.310	10							

24 Ben Mitchell ( )								Merlyn Mk20							
lap	Sect-1	Speed	Sect-2	Speed	Sect-3	Speed	Laptime Pit	lap	Sect-1	Speed	Sect-2	Speed	Sect-3	Speed	Laptime Pit
1	Out	86.1	50.532	78.0	25.195	111.8	1:55.410	6	30.754	93.5	45.687	91.7	23.986	110.9	1:40.427
2	34.005	89.4	47.695	85.5	24.495	110.4	1:46.195	7	30.765	93.6	44.327	92.2	24.296	109.8	1:39.388
3	31.875	92.0	46.123	89.4	24.126	110.9	1:42.124	8	31.089	93.0	44.554	92.6	23.822	110.7	1:39.465
4	31.203	93.1	45.892	86.5	24.058	110.9	1:41.153	9	30.759	92.7	44.471	91.8	23.955	112.4	1:39.185
5	31.069	92.5	45.034	92.1	23.865	112.6	1:39.968	10							

32 Nigel Adams (OF)								Lotus 61							
lap	Sect-1	Speed	Sect-2	Speed	Sect-3	Speed	Laptime Pit	lap	Sect-1	Speed	Sect-2	Speed	Sect-3	Speed	Laptime Pit
1	Out	78.8	57.617	64.1	29.984	86.3	2:11.171	5	35.466	83.1	50.710	75.9	26.491	108.4	1:52.667
2	38.421	79.8	54.903	67.3	28.583	100.2	2:01.907	6	34.344	89.3	50.864	77.2	26.125	109.3	1:51.333
3	35.738	83.5	53.623	73.7	28.180	105.9	1:57.541	7	34.307	86.4	50.375	72.5	26.797	107.4	1:51.479
4	35.026	87.9	50.758	75.0	26.711	99.3	1:52.495	8	34.032	88.1	50.527	74.2	26.357	108.8	1:50.916



Session Start: 09:00:41 - Finish: 09:15:59  
Weather/Track Conditions: Cloud / Dry  
Circuit: Brands Hatch Grand Prix Circuit  
Track Length: 3.916 Km - 2.4330 miles

# Legends of Brands Hatch Superprix - 1 - 2 Jul 2017

## HSCC Historic Formula Ford with Avon Tyres, Radio Caroline & Titan Historic Racing Qualifying 1 - Sector Analysis

39 Michael Richings (OF)								Alexis Mk15								
lap	Sect-1	Speed	Sect-2	Speed	Sect-3	Speed	Laptime Pit	lap	Sect-1	Speed	Sect-2	Speed	Sect-3	Speed	Laptime Pit	
1	Out	73.4	57.425	63.3	28.821	103.0	2:09.609	5	39.777	74.8	55.347	68.2	28.676	102.5	2:03.800	
2		38.089	79.1	53.315	67.9	27.660	104.4	1:59.064	6	36.337	79.9	53.347	70.4	27.703	104.4	1:57.387
3		36.222	82.4	52.735	70.3	28.524	100.9	1:57.481	7	36.797	82.2	52.872	68.1	28.109	104.2	1:57.778
4		37.516	80.0	53.982	69.7	28.682	94.3	2:00.180	8	35.767	80.7	52.844	69.1	27.561	104.5	1:56.172

40 Sam Mitchell ( )								Merlyn Mk20								
lap	Sect-1	Speed	Sect-2	Speed	Sect-3	Speed	Laptime Pit	lap	Sect-1	Speed	Sect-2	Speed	Sect-3	Speed	Laptime Pit	
1	Out	78.8	48.880	77.6	25.022	111.3	1:51.333	6	33.406	93.1	45.574	87.5	24.605	113.3	1:43.585	
2		32.827	89.3	47.790	83.7	24.235	111.8	1:44.852	7	30.976	94.7	45.779	85.3	24.026	112.4	1:40.781
3		31.295	93.8	45.864	84.7	24.159	112.4	1:41.318	8	30.780	94.4	44.836	89.1	24.165	113.3	1:39.781
4		30.782	94.4	45.374	92.2	23.774	113.5	1:39.930	9	31.391	93.4	45.396	91.8	23.677	113.2	1:40.464
5		30.952	92.7	44.909	89.4	24.027	113.5	1:39.888	10							

46 Stuart Dix (OF)								Cooper Chinook								
lap	Sect-1	Speed	Sect-2	Speed	Sect-3	Speed	Laptime Pit	lap	Sect-1	Speed	Sect-2	Speed	Sect-3	Speed	Laptime Pit	
1	Out	74.9	59.925	57.2	28.829	103.6	2:11.766	5	34.162	85.7	50.227	74.2	26.151	110.0	1:50.540	
2		37.526	68.9	54.530	63.9	27.607	105.9	1:59.663	6	33.446	90.9	49.278	73.3	26.280	110.2	1:49.004
3		36.708	83.7	52.216	72.8	26.839	108.1	1:55.763	7	33.393	90.6	49.993	71.5	26.182	108.9	1:49.568
4		34.246	89.8	50.553	72.6	26.299	109.8	1:51.098	8	34.162	91.5	50.864	78.1	25.871	106.0	1:50.897

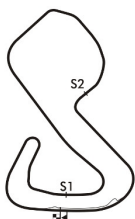
47 Louis Hanjoul (OF)								Elden Mk8/10								
lap	Sect-1	Speed	Sect-2	Speed	Sect-3	Speed	Laptime Pit	lap	Sect-1	Speed	Sect-2	Speed	Sect-3	Speed	Laptime Pit	
1	Out	76.7	58.025	65.4	29.445	100.6	2:10.038	5	35.396	85.9	51.917	71.0	26.743	107.2	1:54.056	
2		37.184	85.0	56.190	65.0	28.994	105.4	2:02.368	6	34.494	88.5	50.931	78.2	26.313	108.8	1:51.738
3		37.532	83.2	55.120	67.5	28.302	105.5	2:00.954	7	34.457	85.1	49.690	77.5	27.005	108.2	1:51.152
4		35.745	78.1	54.034	72.6	27.533	106.4	1:57.312	8	34.357	89.1	49.350	80.1	26.281	109.3	1:49.988

49 Harvey Sykes ( )								Crossle 20F								
lap	Sect-1	Speed	Sect-2	Speed	Sect-3	Speed	Laptime Pit	lap	Sect-1	Speed	Sect-2	Speed	Sect-3	Speed	Laptime Pit	
1	Out	70.8	54.488	58.4	27.887	107.2	2:04.488	5	33.269	90.9	48.625	74.3	25.977	113.2	1:47.871	
2		36.136	77.8	52.251	66.6	27.467	103.0	1:55.854	6	33.558	91.5	48.602	83.3	25.828	112.8	1:47.988
3		36.988	80.4	52.446	68.7	26.810	109.8	1:56.244	7	33.326	90.6	49.602	62.0	25.960	112.0	1:48.888
4		34.283	87.7	50.336	67.7	26.294	111.7	1:50.913	8	33.166	82.8	48.114	75.5	25.747	111.5	1:47.027

53 Richard Tarling ( )								Macon MR8								
lap	Sect-1	Speed	Sect-2	Speed	Sect-3	Speed	Laptime Pit	lap	Sect-1	Speed	Sect-2	Speed	Sect-3	Speed	Laptime Pit	
1	Out	90.3	48.797	74.6	25.405	111.1	1:49.809	6	31.923	92.6	50.708	78.5	26.142	112.6	1:48.773	
2		32.113	91.7	46.665	83.6	24.449	111.8	1:43.227	7	30.909	93.8	45.132	86.6	24.499	112.0	1:40.540
3		31.565	92.9	45.987	85.9	24.233	112.2	1:41.785	8	30.922	93.6	44.779	91.6	23.892	112.6	1:39.593
4		31.213	92.9	45.322	88.9	24.199	112.4	1:40.734	9	30.823	94.2	45.454	90.1	23.744	115.1	1:40.021
5		31.137	93.4	47.173	83.9	25.195	114.3	1:43.505	10							

58 Michael Grant Peterkin ( )								Brabham BT21								
lap	Sect-1	Speed	Sect-2	Speed	Sect-3	Speed	Laptime Pit	lap	Sect-1	Speed	Sect-2	Speed	Sect-3	Speed	Laptime Pit	
1	Out	82.8	50.826	73.8	25.820	112.2	1:52.848	6	31.492	93.3	46.421	77.6	25.954	111.8	1:43.867	
2		32.948	86.5	48.291	77.3	24.927	111.7	1:46.166	7	31.540	92.4	45.795	81.6	24.337	111.8	1:41.672
3		31.893	92.7	47.510	80.3	24.625	112.0	1:44.028	8	31.729	91.4	46.243	80.4	25.712	110.2	1:43.684
4		31.831	91.5	47.007	81.1	24.492	112.0	1:43.330	9	32.770	89.5	46.711	78.9	25.142	102.5	1:44.623
5		31.528	91.9	46.228	84.4	24.298	112.0	1:42.054	10							

60 James Buckton ( )								Crossle 16F								
lap	Sect-1	Speed	Sect-2	Speed	Sect-3	Speed	Laptime Pit	lap	Sect-1	Speed	Sect-2	Speed	Sect-3	Speed	Laptime Pit	
1	Out	87.2	49.261	78.6	25.183	109.3	1:51.504	6	31.378	93.8	46.161	88.6	24.443	110.2	1:41.982	
2		32.684	89.7	48.206	78.6	25.119	109.3	1:46.009	7	31.166	94.2	45.581	92.0	23.977	111.3	1:40.724
3		33.280	93.6	47.245	80.3	25.166	109.1	1:45.691	8	31.815	92.2	48.443	77.3	26.668	109.5	1:46.926
4		31.735	93.5	46.669	84.2	24.677	109.5	1:43.081	9	32.099	92.4	45.607	90.7	24.550	110.9	1:42.256
5		31.365	93.5	46.782	86.5	24.537	110.6	1:42.684	10							



**Session Start: 09:00:41 - Finish: 09:15:59**  
**Weather/Track Conditions: Cloud / Dry**  
**Circuit: Brands Hatch Grand Prix Circuit**  
**Track Length: 3.916 Km - 2.4330 miles**

# Legends of Brands Hatch Superprix - 1 - 2 Jul 2017

## HSCC Historic Formula Ford with Avon Tyres, Radio Caroline & Titan Historic Racing Qualifying 1 - Sector Analysis

64 Cameron Jackson ( )								Lola T200							
Lap	Sect-1	Speed	Sect-2	Speed	Sect-3	Speed	Laptime Pit	Lap	Sect-1	Speed	Sect-2	Speed	Sect-3	Speed	Laptime Pit
1	Out	90.3	48.233	73.8	25.372	110.7	1:49.572	6	30.811	94.2	44.689	89.8	23.935	113.2	1:39.435
2	32.963	91.2	46.431	82.5	24.706	110.7	1:44.100	7	30.880	94.0	44.726	92.3	23.606	113.5	1:39.212
3	31.387	93.5	45.518	84.7	24.213	111.8	1:41.118	8	31.520	95.2	46.877	82.2	24.166	111.8	1:42.563
4	30.889	94.4	44.740	88.4	23.817	113.3	1:39.446	9	30.841	93.6	44.419	91.3	23.745	111.7	1:39.005
5	30.825	95.1	44.693	90.6	24.149	113.7	1:39.667	10							

72 Alistair Littlewood ( )								Merlyn Mk20A							
Lap	Sect-1	Speed	Sect-2	Speed	Sect-3	Speed	Laptime Pit	Lap	Sect-1	Speed	Sect-2	Speed	Sect-3	Speed	Laptime Pit
1	Out	79.3	54.272	65.6	27.522	108.2	2:01.294	5	33.510	86.7	48.726	71.5	25.402	109.8	1:47.638
2	34.819	83.3	50.594	71.4	26.174	110.0	1:51.587	6	32.707	89.4	48.222	74.6	25.495	110.0	1:46.424
3	34.757	87.1	50.964	66.2	26.482	109.1	1:52.203	7	35.022	81.4	51.089	68.3	In		2:46.325 P
4	34.402	86.7	49.463	74.3	25.563	110.2	1:49.428	8	Out	90.3	48.646	73.4	25.608	110.6	1:51.708

73 Ed Thurston ( )								Elden Mk8							
Lap	Sect-1	Speed	Sect-2	Speed	Sect-3	Speed	Laptime Pit	Lap	Sect-1	Speed	Sect-2	Speed	Sect-3	Speed	Laptime Pit
1	Out	86.3	49.316	71.3	25.594	111.1	1:52.067	6	31.523	92.0	46.797	85.4	23.957	111.7	1:42.277
2	33.448	78.1	48.518	73.4	24.692	112.8	1:46.658	7	31.252	93.0	45.762	91.0	23.890	113.0	1:40.904
3	32.758	92.2	47.154	76.9	25.112	110.7	1:45.024	8	31.634	92.6	47.064	82.4	24.089	111.8	1:42.787
4	31.896	92.6	46.571	78.5	24.319	111.3	1:42.786	9	31.344	92.0	45.410	86.8	23.990	111.8	1:40.744
5	31.732	92.1	46.523	79.9	24.153	111.1	1:42.408	10							

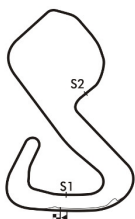
75 Daniel Pickett ( )								Merlyn Mk20							
Lap	Sect-1	Speed	Sect-2	Speed	Sect-3	Speed	Laptime Pit	Lap	Sect-1	Speed	Sect-2	Speed	Sect-3	Speed	Laptime Pit
1	Out	79.3	52.869	66.9	26.401	112.0	1:56.946	6	32.334	90.7	47.532	82.5	25.275	110.6	1:45.141
2	33.782	88.0	49.301	72.0	26.075	108.8	1:49.158	7	32.257	90.6	47.564	83.9	25.286	109.8	1:45.107
3	33.467	87.4	48.959	76.3	25.729	108.9	1:48.155	8	32.464	90.1	47.276	77.0	25.657	109.3	1:45.397
4	32.824	89.5	47.912	79.8	25.504	109.1	1:46.240	9	32.312	89.9	47.165	81.5	25.326	109.3	1:44.803
5	32.678	89.8	48.442	76.1	25.298	110.9	1:46.418	10							

81 James Lovett ( )								Lola T200							
Lap	Sect-1	Speed	Sect-2	Speed	Sect-3	Speed	Laptime Pit	Lap	Sect-1	Speed	Sect-2	Speed	Sect-3	Speed	Laptime Pit
1	Out	74.6	59.444	59.9	29.336	95.5	2:11.478	5	34.906	84.7	51.741	74.6	26.813	103.4	1:53.460
2	40.226	75.5	56.123	68.0	27.804	104.5	2:04.153	6	33.872	88.5	51.651	73.7	26.531	107.9	1:52.054
3	36.604	85.8	52.949	71.3	26.992	105.9	1:56.545	7	33.938	89.3	52.493	71.5	26.532	104.4	1:52.963
4	35.634	85.3	52.394	70.0	26.744	107.0	1:54.772	8	34.430	89.7	49.413	78.5	25.925	108.1	1:49.768

82 Lee Penon ( )								Lotus 51A							
Lap	Sect-1	Speed	Sect-2	Speed	Sect-3	Speed	Laptime Pit	Lap	Sect-1	Speed	Sect-2	Speed	Sect-3	Speed	Laptime Pit
1	Out	80.3	57.742	59.5	28.835	105.5	2:07.628	5	33.503	90.0	49.188	74.2	26.449	109.1	1:49.140
2	37.043	82.1	53.634	65.0	27.936	108.6	1:58.613	6	33.110	90.9	48.599	76.5	25.960	109.7	1:47.669
3	35.778	87.4	51.882	67.2	27.045	109.3	1:54.705	7	33.657	90.7	48.991	72.3	26.153	110.2	1:48.801
4	34.595	87.1	51.904	70.8	27.207	109.3	1:53.706	8	33.252	90.6	47.825	77.3	25.764	110.0	1:46.841

87 Ian Jeary ( )								Elden Mk8							
Lap	Sect-1	Speed	Sect-2	Speed	Sect-3	Speed	Laptime Pit	Lap	Sect-1	Speed	Sect-2	Speed	Sect-3	Speed	Laptime Pit
1	Out	70.4	57.952	67.7	29.037	105.5	2:10.069	5	33.806	85.8	49.853	70.8	27.027	107.0	1:50.686
2	34.869	88.5	50.380	77.9	26.516	106.0	1:51.765	6	34.246	89.2	49.918	63.1	26.575	108.1	1:50.739
3	34.062	87.3	49.822	78.8	26.001	108.1	1:49.885	7	33.871	83.2	48.560	76.1	26.221	107.6	1:48.652
4	33.598	84.4	51.925	73.6	26.994	109.5	1:52.517	8	33.824	82.9	47.656	78.4	26.249	107.6	1:47.729

93 Rudolf Ernst (OF)								Titan Mk6							
Lap	Sect-1	Speed	Sect-2	Speed	Sect-3	Speed	Laptime Pit	Lap	Sect-1	Speed	Sect-2	Speed	Sect-3	Speed	Laptime Pit
1	Out	72.6	59.404	58.8	29.168	105.2	2:09.788	5	33.700	83.1	49.503	73.0	26.296	107.6	1:49.499
2	36.555	73.8	54.147	59.7	28.367	104.4	1:59.069	6	33.342	88.0	49.228	75.2	25.998	108.8	1:48.568
3	35.325	79.8	52.253	66.4	26.945	107.0	1:54.523	7	33.198	88.0	48.986	77.1	26.087	108.8	1:48.271
4	34.286	87.1	50.414	67.6	26.466	109.1	1:51.166	8	33.008	87.8	48.779	75.3	25.870	108.1	1:47.657

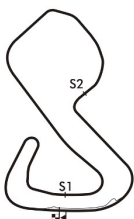


**Session Start: 09:00:41 - Finish: 09:15:59**  
**Weather/Track Conditions: Cloud / Dry**  
**Circuit: Brands Hatch Grand Prix Circuit**  
**Track Length: 3.916 Km - 2.4330 miles**

# Legends of Brands Hatch Superprix - 1 - 2 Jul 2017

## HSCC Historic Formula Ford with Avon Tyres, Radio Caroline & Titan Historic Racing Qualifying 1 - Sector Analysis

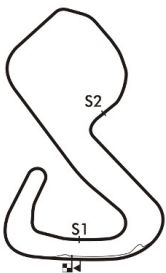
122 Chris Williams ( )								Caldwell D9							
Lap	Sect-1	Speed	Sect-2	Speed	Sect-3	Speed	Laptime Pit	Lap	Sect-1	Speed	Sect-2	Speed	Sect-3	Speed	Laptime Pit
1	Out	71.7	59.499	59.2	28.648	106.2	2:10.275	5	33.934	89.2	49.477	73.5	26.522	108.8	1:49.933
2	36.082	75.0	50.428	75.0	26.310	108.6	1:52.820	6	33.087	89.7	48.667	75.4	25.819	109.5	1:47.573
3	33.865	85.1	49.442	75.2	26.470	108.4	1:49.777	7	33.574	89.7	48.897	78.0	26.025	108.8	1:48.496
4	33.999	90.0	49.305	76.2	26.083	108.9	1:49.387	8	33.783	88.2	48.565	73.8	25.622	108.8	1:47.970



# Legends of Brands Hatch Superprix - 1 - 2 Jul 2017

## HSCC Historic Formula Ford with Avon Tyres, Radio Caroline & Titan Historic Racing Qualifying 1 - Best Sector Times

	SECTOR 1			SECTOR 2			SECTOR 3			IDEAL / BEST LAP COMPARISON					
	NO	TIME	LAP	NO	TIME	LAP	NO	TIME	LAP	NO	NAME	BEST	IN	IDEAL	DIFF
1	24	30.754	6	24	44.327	7	64	23.606	7	64	Cameron Jackson	1:39.005	9	1:38.836	+0.169
2	40	30.780	8	64	44.419	9	40	23.677	9	1	Callum Grant	1:39.178	7	1:39.068	+0.110
3	64	30.811	6	1	44.493	7	1	23.699	7	24	Ben Mitchell	1:39.185	9	1:38.903	+0.282
4	53	30.823	9	53	44.779	8	53	23.744	9	53	Richard Tarling	1:39.593	8	1:39.346	+0.247
5	1	30.876	9	40	44.836	8	24	23.822	8	40	Sam Mitchell	1:39.781	8	1:39.293	+0.488
6	60	31.166	7	73	45.410	9	73	23.890	7	60	James Buckton	1:40.724	7	1:40.724	+0.000
7	73	31.252	7	60	45.581	7	60	23.977	7	73	Ed Thurston	1:40.744	9	1:40.552	+0.192
8	17	31.431	8	58	45.795	7	58	24.298	5	58	Michael Grant Peter	1:41.672	7	1:41.585	+0.087
9	58	31.492	6	21	45.860	9	17	24.536	9	17	Brian Morris	1:42.489	8	1:42.373	+0.116
10	21	31.712	8	17	46.406	8	21	24.558	9	21	Ross Drybrough	1:42.510	9	1:42.130	+0.380
11	75	32.257	7	75	47.165	9	8	24.809	8	75	Daniel Pickett	1:44.803	9	1:44.697	+0.106
12	72	32.707	6	87	47.656	8	75	25.275	6	8	Andrew Mansell	1:46.099	7	1:45.511	+0.588
13	8	32.864	7	7	47.749	8	19	25.334	8	72	Alistair Littlewood	1:46.424	6	1:46.331	+0.093
14	19	32.929	8	82	47.825	8	72	25.402	5	82	Lee Penson	1:46.841	8	1:46.699	+0.142
15	7	32.961	6	8	47.838	8	122	25.622	8	49	Harvey Sykes	1:47.027	8	1:47.027	+0.000
16	93	33.008	8	49	48.114	8	7	25.642	8	7	Robs Lamplough	1:47.244	8	1:46.352	+0.892
17	122	33.087	6	72	48.222	6	49	25.747	8	122	Chris Williams	1:47.573	6	1:47.274	+0.299
18	82	33.110	6	122	48.565	8	82	25.764	8	93	Rudolf Ernst	1:47.657	8	1:47.657	+0.000
19	49	33.166	8	19	48.766	7	93	25.870	8	87	Ian Jeary	1:47.729	8	1:47.255	+0.474
20	46	33.393	7	93	48.779	8	46	25.871	8	19	Stephen King	1:48.001	8	1:47.029	+0.972
21	87	33.598	4	46	49.278	6	81	25.925	8	46	Stuart Dix	1:49.004	6	1:48.542	+0.462
22	81	33.872	6	47	49.350	8	87	26.001	3	81	James Lovett	1:49.768	8	1:49.210	+0.558
23	32	34.032	8	81	49.413	8	32	26.125	6	47	Louis Hanjoul	1:49.988	8	1:49.988	+0.000
24	47	34.357	8	32	50.375	7	47	26.281	8	32	Nigel Adams	1:50.916	8	1:50.532	+0.384
25	39	35.767	8	39	52.735	3	39	27.561	8	39	Michael Richings	1:56.172	8	1:56.063	+0.109



**Session Start: 09:00:41 - Finish: 09:15:59**  
**Weather/Track Conditions: Cloud / Dry**  
**Circuit: Brands Hatch Grand Prix Circuit**  
**Track Length: 3.916 Km - 2.4330 miles**

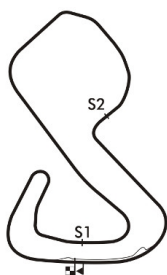




# Legends of Brands Hatch Superprix - 1 - 2 Jul 2017

## HSCC Historic Formula Ford with Avon Tyres, Radio Caroline & Titan Historic Racing Qualifying 1 - Best Sector Speeds

	NO	SECTOR 1	MPH	NO	SECTOR 2	MPH	NO	SECTOR 3	MPH
1	64	Cameron Jackson	95.2	24	Ben Mitchell	92.6	1	Callum Grant	115.3
2	1	Callum Grant	95.0	64	Cameron Jackson	92.3	53	Richard Tarling	115.1
3	40	Sam Mitchell	94.7	40	Sam Mitchell	92.2	21	Ross Drybrough	113.7
4	53	Richard Tarling	94.2	60	James Buckton	92.0	64	Cameron Jackson	113.7
5	60	James Buckton	94.2	53	Richard Tarling	91.6	40	Sam Mitchell	113.5
6	24	Ben Mitchell	93.6	73	Ed Thurston	91.0	49	Harvey Sykes	113.2
7	58	Michael Grant Peterkin	93.3	1	Callum Grant	90.6	73	Ed Thurston	113.0
8	21	Ross Drybrough	93.1	17	Brian Morris	85.6	24	Ben Mitchell	112.6
9	73	Ed Thurston	93.0	8	Andrew Mansell	84.7	58	Michael Grant Peterkin	112.2
10	17	Brian Morris	92.5	58	Michael Grant Peterkin	84.4	8	Andrew Mansell	112.0
11	46	Stuart Dix	91.5	75	Daniel Pickett	83.9	75	Daniel Pickett	112.0
12	49	Harvey Sykes	91.5	21	Ross Drybrough	83.8	60	James Buckton	111.3
13	8	Andrew Mansell	91.1	49	Harvey Sykes	83.3	7	Robs Lamplough	111.1
14	82	Lee Penson	90.9	7	Robs Lamplough	80.8	72	Alistair Littlewood	110.6
15	75	Daniel Pickett	90.7	47	Louis Hanjoul	80.1	46	Stuart Dix	110.2
16	72	Alistair Littlewood	90.3	19	Stephen King	79.5	82	Lee Penson	110.2
17	19	Stephen King	90.1	87	Ian Jeary	78.8	19	Stephen King	110.0
18	122	Chris Williams	90.0	81	James Lovett	78.5	17	Brian Morris	109.8
19	81	James Lovett	89.7	46	Stuart Dix	78.1	87	Ian Jeary	109.5
20	32	Nigel Adams	89.3	122	Chris Williams	78.0	122	Chris Williams	109.5
21	87	Ian Jeary	89.2	82	Lee Penson	77.3	32	Nigel Adams	109.3
22	47	Louis Hanjoul	89.1	32	Nigel Adams	77.2	47	Louis Hanjoul	109.3
23	7	Robs Lamplough	88.8	93	Rudolf Ernst	77.1	93	Rudolf Ernst	109.1
24	93	Rudolf Ernst	88.0	72	Alistair Littlewood	74.6	81	James Lovett	108.1
25	39	Michael Richings	82.4	39	Michael Richings	70.4	39	Michael Richings	104.5



**Session Start: 09:00:41 - Finish: 09:15:59**  
**Weather/Track Conditions: Cloud / Dry**  
**Circuit: Brands Hatch Grand Prix Circuit**  
**Track Length: 3.916 Km - 2.4330 miles**

## Legends of Brands Hatch Superprix - 1 - 2 Jul 2017

### HSCC/FJHRA Silverline Historic Formula Junior Qualifying for Race 2 - Classification

Sheet No:

POS	NO	DRIVER/S	CLASS		CAR MAKE / MODEL	TIME	ON	LAPS	GAP	DIFF	MPH
			CLASS	POS							
1	66	Cameron Jackson	E1	1	Brabham BT2	1:42.018	3	6			85.86
2	78	Benn Tilley	E1	2	Lotus 22	1:42.918	7	7	0.900	0.900	85.10
3	79	Michael Hibberd	E1	3	Lotus 22	1:43.066	8	8	1.048	0.148	84.98
4	99	Mark Shaw	H	1	Brabham BT6	1:44.270	4	7	2.252	1.204	84.00
5	74	Iain Rowley	E1	4	Lola Mk5	1:44.971	8	8	2.953	0.701	83.44
6	63	Laine Martin	D2	1	Lotus 20	1:45.769	7	7	3.751	0.798	82.81
7	67	Anthony Binnington	E1	5	Cooper T67	1:50.531	7	7	8.513	4.762	79.24
8	85	John Chisholm	D2	2	Gemini Mk3A	1:51.451	3	7	9.433	0.920	78.59
9	43	Ian Simmonds	C2	1	Envoy Mk1	1:51.459	8	8	9.441	0.008	78.58
10	134	Nick Finburgh	C2	2	Envoy Proto 1	1:51.602	7	7	9.584	0.143	78.48
11	71	James Hicks	D2	3	Caravelle Mk3	1:53.314	6	6	11.296	1.712	77.30
12	37	Andrew Taylor	C2	3	Cooper T56	1:53.504	2	7	11.486	0.190	77.17
13	3	Justin Fleming	B2	1	Lola Mk2	1:55.074	7	7	13.056	1.570	76.11
14	72	Tom De Gres	E2	1	Cooper T59	1:55.641	7	7	13.623	0.567	75.74
15	38	Gil Duffy	C2	4	Kieft FJ	1:56.621	7	7	14.603	0.980	75.10
16	46	Chris Alford	C2	5	Elva 200	1:56.767	3	7	14.749	0.146	75.01
17	34	James Owen	B2	2	Gemini Mk2	1:57.157	3	7	15.139	0.390	74.76
18	31	John Lord	C2	6	Lotus 18	1:57.197	7	7	15.179	0.040	74.74
19	59	Robin Longdon	D2	4	Lola Mk3	1:57.263	3	3	15.245	0.066	74.69
20	39	Simon Durling	C1	1	Lotus 18	2:00.252	6	6	18.234	2.989	72.84
21	33	Stuart Tizzard	C2	7	Lotus 18	2:02.672	2	2	20.654	2.420	71.40
22	22	Robin Lackford	B2	3	Elva 100	2:03.419	6	6	21.401	0.747	70.97
23	52	Kim Shearn	H	2	Penny Ford PF1	2:03.521	6	6	21.503	0.102	70.91
24	30	Roger Skipp	C2	8	Emeryson FJ	2:06.109	6	6	24.091	2.588	69.45
25	48	Simon Hewes	C2	9	Lotus 18	2:06.301	6	6	24.283	0.192	69.35
26	26	Roger Dexter	B2	4	Elva 100	2:11.118	6	6	29.100	4.817	66.80
27	97	Hans Ciers	D2	5	Lotus 20	2:15.123	6	6	33.105	4.005	64.82
28	60	Nick Daunt	A	1	Taraschi FJ	2:16.529	6	6	34.511	1.406	64.15
29	47	Richard Utley	C1	2	Caravelle Mk1	2:21.547	3	6	39.529	5.018	61.88
30	316	Alvin Davies	C1	3	Cooper T18	2:40.855	2	4	58.837	19.308	54.45

Car 71 requires a working transponder - Regulation Q.12.2.1 refers.  
A 30 second penalty will be applied if not working in the race.

*Session Start: 09:22:45 - Finish: 09:37:49*  
*Weather/Track Conditions: Cloud / Dry*  
*Circuit: Brands Hatch Grand Prix Circuit*  
*Track Length: 3.916 Km - 2.4330 miles*

These results are provisional until the conclusion of any judicial and technical matters.

Clerk of the Course:

Julian Floyd

Timekeeper:

Nick Palmer

Issued at:

# Legends of Brands Hatch Superprix - 1 - 2 Jul 2017

## HSCC/FJHRA Silverline Historic Formula Junior

### Qualifying for Race 2 - Sector Analysis

3 Justin Fleming (B2)								Lola Mk2							
lap	Sect-1	Speed	Sect-2	Speed	Sect-3	Speed	Laptime Pit	lap	Sect-1	Speed	Sect-2	Speed	Sect-3	Speed	Laptime Pit
1	Out	64.4	58.151	60.6	33.146	89.5	2:24.013	5	47.965	55.6	1:04.676	49.8	36.441	72.1	2:29.082
2	40.172	73.2	54.318	68.7	28.364	106.5	2:02.854	6	41.014	77.7	54.189	68.1	28.392	108.2	2:03.595
3	37.379	83.3	52.052	71.1	27.599	108.8	1:57.030	7	35.318	83.2	51.833	73.2	27.923	106.9	1:55.074
4	39.790	49.7	1:17.609	43.4	41.490	69.7	2:38.889	8							

22 Robin Lackford (B2)								Elva 100							
lap	Sect-1	Speed	Sect-2	Speed	Sect-3	Speed	Laptime Pit	lap	Sect-1	Speed	Sect-2	Speed	Sect-3	Speed	Laptime Pit
1	Out	66.5	1:04.419	56.8	32.549	92.2	2:25.364	4	44.666	66.5	1:03.521	56.9	33.731	82.5	2:21.918
2	40.169	75.6	59.306	58.1	32.328	89.2	2:11.803	5	43.321	64.4	1:02.692	60.4	30.707	98.3	2:16.720
3	42.742	75.8	58.728	61.0	35.872	77.6	2:17.342	6	37.969	79.4	56.657	65.9	28.793	99.5	2:03.419

26 Roger Dexter (B2)								Elva 100							
lap	Sect-1	Speed	Sect-2	Speed	Sect-3	Speed	Laptime Pit	lap	Sect-1	Speed	Sect-2	Speed	Sect-3	Speed	Laptime Pit
1	Out	65.2	1:05.977	58.9	34.568	86.1	2:30.092	4	45.860	57.5	1:14.506	39.1	38.897	64.5	2:39.263
2	44.900	68.3	1:05.871	57.6	33.418	76.0	2:24.189	5	47.809	55.9	1:04.505	61.0	31.827	87.7	2:24.141
3	43.771	70.2	1:07.326	53.9	37.000	73.0	2:28.097	6	40.798	71.6	59.558	59.3	30.762	93.8	2:11.118

30 Roger Skipp (C2)								Emeryson FJ							
lap	Sect-1	Speed	Sect-2	Speed	Sect-3	Speed	Laptime Pit	lap	Sect-1	Speed	Sect-2	Speed	Sect-3	Speed	Laptime Pit
1	Out	70.7	1:03.402	56.9	31.112	94.4	2:23.253	4	45.551	55.0	1:08.345	48.4	34.026	79.4	2:27.922
2	40.844	73.4	58.823	57.9	30.634	92.5	2:10.301	5	43.603	66.1	1:03.991	53.8	30.920	97.3	2:18.514
3	42.806	69.2	59.377	57.8	37.248	73.0	2:19.431	6	39.987	76.0	56.336	66.8	29.786	96.7	2:06.109

31 John Lord (C2)								Lotus 18							
lap	Sect-1	Speed	Sect-2	Speed	Sect-3	Speed	Laptime Pit	lap	Sect-1	Speed	Sect-2	Speed	Sect-3	Speed	Laptime Pit
1	Out	65.1	1:05.516	53.8	31.478	97.0	2:25.374	5	40.111	66.3	1:05.660	58.1	34.321	92.5	2:20.092
2	40.704	74.2	59.839	61.4	30.029	103.7	2:10.572	6	38.892	74.4	56.686	67.5	28.014	107.6	2:03.592
3	38.635	72.8	58.826	61.0	30.650	86.9	2:08.111	7	36.206	80.4	53.489	72.1	27.502	107.7	1:57.197
4	47.887	68.5	1:02.927	58.6	30.063	97.3	2:20.877	8							

33 Stuart Tizzard (C2)								Lotus 18							
lap	Sect-1	Speed	Sect-2	Speed	Sect-3	Speed	Laptime Pit	lap	Sect-1	Speed	Sect-2	Speed	Sect-3	Speed	Laptime Pit
1	Out	67.7	59.029	59.8	29.707	98.7	2:12.960	2	38.504	75.2	55.462	64.1	28.706	102.8	2:02.672

34 James Owen (B2)								Gemini Mk2							
lap	Sect-1	Speed	Sect-2	Speed	Sect-3	Speed	Laptime Pit	lap	Sect-1	Speed	Sect-2	Speed	Sect-3	Speed	Laptime Pit
1	Out	70.7	59.185	63.6	29.289	97.9	2:15.248	5	45.527	62.9	1:06.964	50.7	34.584	80.1	2:27.075
2	38.297	75.9	53.435	69.8	28.039	98.6	1:59.771	6	43.149	65.7	1:03.897	56.8	29.484	101.2	2:16.530
3	36.557	80.5	53.108	72.8	27.492	100.8	1:57.157	7	37.033	83.6	53.312	69.2	27.299	102.2	1:57.644
4	36.355	82.8	53.411	62.4	34.059	82.4	2:03.825	8							

37 Andrew Taylor (C2)								Cooper T56							
lap	Sect-1	Speed	Sect-2	Speed	Sect-3	Speed	Laptime Pit	lap	Sect-1	Speed	Sect-2	Speed	Sect-3	Speed	Laptime Pit
1	Out	78.5	55.681	68.8	28.746	103.0	2:08.936	5	43.541	59.3	1:06.773	48.9	34.923	73.1	2:25.237
2	35.594	85.8	51.435	80.2	26.475	105.9	1:53.504	6	43.449	60.8	1:04.446	74.6	27.093	106.7	2:14.988
3	34.709	86.0	51.132	68.2	28.621	106.4	1:54.462	7	35.285	86.3	51.418	69.9	27.395	106.0	1:54.098
4	36.004	86.8	50.915	67.4	35.199	82.7	2:02.118	8							

38 Gil Duffy (C2)								Kieft FJ							
lap	Sect-1	Speed	Sect-2	Speed	Sect-3	Speed	Laptime Pit	lap	Sect-1	Speed	Sect-2	Speed	Sect-3	Speed	Laptime Pit
1	Out	71.0	1:00.151	62.5	29.730	103.4	2:14.809	5	1:09.617	39.1	1:17.335	51.2	40.577	65.4	3:07.529
2	38.481	72.8	57.060	67.0	29.553	103.0	2:05.094	6	42.895	77.1	54.049	68.3	28.556	106.5	2:05.500
3	37.774	80.3	53.618	75.1	27.756	107.9	1:59.148	7	35.819	85.4	51.772	70.6	29.030	103.6	1:56.621
4	36.932	80.6	1:08.103	48.7	39.410	58.4	2:24.445	8							



**Session Start: 09:22:45 - Finish: 09:37:49**  
**Weather/Track Conditions: Cloud / Dry**  
**Circuit: Brands Hatch Grand Prix Circuit**  
**Track Length: 3.916 Km - 2.4330 miles**

# Legends of Brands Hatch Superprix - 1 - 2 Jul 2017

## HSCC/FJHRA Silverline Historic Formula Junior

### Qualifying for Race 2 - Sector Analysis

39 Simon Durling (C1)								Lotus 18							
lap	Sect-1	Speed	Sect-2	Speed	Sect-3	Speed	Laptime Pit	lap	Sect-1	Speed	Sect-2	Speed	Sect-3	Speed	Laptime Pit
1	Out	67.7	1:03.624	66.5	31.716	90.3	2:23.874	4	44.883	68.1	1:02.996	58.9	33.170	85.0	2:21.049
2	39.726	82.2	55.523	65.6	30.576	99.0	2:05.825	5	44.767	69.1	1:01.717	60.7	31.871	99.0	2:18.355
3	40.887	67.7	56.387	70.4	35.252	80.5	2:12.526	6	37.641	80.3	54.071	67.6	28.540	102.5	2:00.252

43 Ian Simmonds (C2)								Envoy Mk1							
lap	Sect-1	Speed	Sect-2	Speed	Sect-3	Speed	Laptime Pit	lap	Sect-1	Speed	Sect-2	Speed	Sect-3	Speed	Laptime Pit
1	Out	77.3	54.673	68.0	29.134	107.0	2:07.232	5	47.775	73.0	1:02.960	60.8	30.038	103.9	2:20.773
2	36.701	86.2	51.641	70.4	27.480	108.9	1:55.822	6	40.089	66.9	1:05.558	59.1	32.480	106.7	2:18.127
3	37.077	86.8	50.529	70.6	27.147	110.2	1:54.753	7	36.285	86.3	51.639	69.9	27.581	110.4	1:55.505
4	38.516	85.4	53.396	61.4	30.935	88.5	2:02.847	8	34.823	90.9	49.833	71.3	26.803	110.7	1:51.459

46 Chris Alford (C2)								Elva 200							
lap	Sect-1	Speed	Sect-2	Speed	Sect-3	Speed	Laptime Pit	lap	Sect-1	Speed	Sect-2	Speed	Sect-3	Speed	Laptime Pit
1	Out	73.1	56.995	62.6	28.778	101.9	2:09.887	5	42.746	69.1	1:10.296	55.1	42.024	52.1	2:35.066
2	36.872	81.1	53.697	68.3	28.020	104.5	1:58.589	6	48.342	62.4	1:05.189	64.8	28.202	105.4	2:21.733
3	36.762	83.1	51.845	76.8	28.160	104.5	1:56.767	7	37.440	84.3	51.483	69.2	27.940	101.7	1:56.863
4	36.390	83.2	53.478	62.2	37.958	82.8	2:07.826	8							

47 Richard Utley (C1)								Caravelle Mk1							
lap	Sect-1	Speed	Sect-2	Speed	Sect-3	Speed	Laptime Pit	lap	Sect-1	Speed	Sect-2	Speed	Sect-3	Speed	Laptime Pit
1	Out		1:05.681	55.6	33.554	85.7	2:29.617	4	44.784	66.1	1:07.430	48.3	40.872	72.2	2:33.086
2	44.973		1:05.343	56.4	33.348	86.8	2:23.664	5	48.584		1:06.361	56.7	34.535	82.4	2:29.480
3	43.593	68.4	1:03.183	55.8	34.771	84.2	2:21.547	6	44.753		1:08.487	49.0	35.089	85.3	2:28.329

48 Simon Hewes (C2)								Lotus 18							
lap	Sect-1	Speed	Sect-2	Speed	Sect-3	Speed	Laptime Pit	lap	Sect-1	Speed	Sect-2	Speed	Sect-3	Speed	Laptime Pit
1	Out	64.9	1:07.228	53.9	33.037	87.8	2:30.534	4	44.784	56.3	1:04.854	50.5	35.062	71.2	2:24.700
2	45.749	65.6	1:01.539	52.0	31.047	99.9	2:18.335	5	45.287	55.2	1:02.522	65.4	29.349	99.2	2:17.158
3	39.734	72.3	58.631	57.4	35.767	75.7	2:14.132	6	39.730	75.2	58.479	62.3	28.092	101.7	2:06.301

52 Kim Shearn (H)								Penny Ford PF1							
lap	Sect-1	Speed	Sect-2	Speed	Sect-3	Speed	Laptime Pit	lap	Sect-1	Speed	Sect-2	Speed	Sect-3	Speed	Laptime Pit
1	Out	67.1	1:07.742	56.1	33.373	86.8	2:31.450	4	44.853	58.9	1:06.907	50.3	34.648	77.7	2:26.408
2	45.166	65.5	1:01.148	57.2	30.679	95.6	2:16.993	5	43.419	64.1	1:03.574	54.0	31.975	95.5	2:18.968
3	40.548	77.0	56.797	58.7	33.764	84.2	2:11.109	6	39.487	77.0	55.236	64.1	28.798	99.0	2:03.521

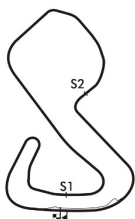
59 Robin Longdon (D2)								Lola Mk3							
lap	Sect-1	Speed	Sect-2	Speed	Sect-3	Speed	Laptime Pit	lap	Sect-1	Speed	Sect-2	Speed	Sect-3	Speed	Laptime Pit
1	Out	72.0	59.023	62.7	28.673	106.9	2:14.473	3	35.677	85.7	51.595	62.1	29.991	87.6	1:57.263
2	37.511	81.8	53.210	66.7	27.239	111.5	1:57.960	4							

60 Nick Daunt (A)								Taraschi FJ							
lap	Sect-1	Speed	Sect-2	Speed	Sect-3	Speed	Laptime Pit	lap	Sect-1	Speed	Sect-2	Speed	Sect-3	Speed	Laptime Pit
1	Out	57.5	1:11.198	50.3	35.445	83.2	2:38.699	4	47.669	64.2	1:06.720	54.3	33.716	85.2	2:28.105
2	47.546	65.1	1:06.095	60.6	32.977	86.1	2:26.618	5	44.996	68.1	1:03.209	63.6	32.435	86.9	2:20.640
3	47.063	62.3	1:04.159	62.1	34.873	76.9	2:26.095	6	43.259	69.9	1:01.182	63.9	32.088	86.7	2:16.529

63 Laine Martin (D2)								Lotus 20							
lap	Sect-1	Speed	Sect-2	Speed	Sect-3	Speed	Laptime Pit	lap	Sect-1	Speed	Sect-2	Speed	Sect-3	Speed	Laptime Pit
1	Out	67.5	58.126	65.9	29.064	102.2	2:12.300	5	1:08.167	51.1	1:17.682	44.2	42.325	63.2	3:08.174
2	38.109	83.2	52.861	76.3	27.414	113.3	1:58.384	6	38.348	89.1	48.877	72.9	27.755	116.3	1:54.980
3	35.991	83.6	50.761	75.1	25.928	115.9	1:52.680	7	33.262	94.7	47.262	83.5	25.245	117.5	1:45.769
4	35.149	82.3	1:09.434	37.4	41.807	56.7	2:26.390	8							



**Session Start: 09:22:45 - Finish: 09:37:49**  
**Weather/Track Conditions: Cloud / Dry**  
**Circuit: Brands Hatch Grand Prix Circuit**  
**Track Length: 3.916 Km - 2.4330 miles**

# Legends of Brands Hatch Superprix - 1 - 2 Jul 2017

## HSCC/FJHRA Silverline Historic Formula Junior

### Qualifying for Race 2 - Sector Analysis

66 Cameron Jackson (E1)								Brabham BT2									
lap	Sect-1	Speed	Sect-2	Speed	Sect-3	Speed	Laptime	Pit	lap	Sect-1	Speed	Sect-2	Speed	Sect-3	Speed	Laptime	Pit
1	Out	86.9	51.142	75.9	25.537	113.3	1:55.737		4	34.293	97.6	55.824	60.5	35.828	75.9	2:05.945	
2	32.249	97.0	47.719	74.0	25.269	116.3	1:45.237		5	41.629	67.3	1:08.561	58.2	40.179	51.5	2:30.369	
3	32.307	96.3	45.603	84.7	24.108	116.7	1:42.018		6	48.371	62.0	1:01.479	82.0	24.382	116.1	2:14.232	

67 Anthony Binnington (E1)								Cooper T67									
lap	Sect-1	Speed	Sect-2	Speed	Sect-3	Speed	Laptime	Pit	lap	Sect-1	Speed	Sect-2	Speed	Sect-3	Speed	Laptime	Pit
1	Out	69.4	1:02.125	55.4	30.684	99.0	2:19.114		5	47.196	49.1	1:03.542	56.3	35.074	87.7	2:25.812	
2	37.915	81.1	54.252	67.0	26.880	108.9	1:59.047		6	37.994	83.5	51.001	69.1	26.309	111.3	1:55.304	
3	36.211	86.9	51.467	70.4	27.767	110.0	1:55.445		7	34.809	89.2	49.788	75.1	25.934	112.6	1:50.531	
4	39.363	62.2	1:10.499	46.2	42.529	61.0	2:32.391		8								

71 James Hicks (D2)								Caravelle Mk3									
lap	Sect-1	Speed	Sect-2	Speed	Sect-3	Speed	Laptime	Pit	lap	Sect-1	Speed	Sect-2	Speed	Sect-3	Speed	Laptime	Pit
1							1:57.148		4							2:26.583	
2							1:56.114		5							2:17.174	
3							2:00.437		6							1:53.314	

72 Tom De Gres (E2)								Cooper T59									
lap	Sect-1	Speed	Sect-2	Speed	Sect-3	Speed	Laptime	Pit	lap	Sect-1	Speed	Sect-2	Speed	Sect-3	Speed	Laptime	Pit
1	Out	63.2	1:00.711	60.3	31.164	99.3	2:18.122		5	1:08.846	36.9	1:17.288	40.8	40.008	72.6	3:06.142	
2	39.474	63.0	58.512	67.4	29.264	94.8	2:07.250		6	44.008	76.6	53.731	76.8	27.496	105.5	2:05.235	
3	39.111	82.4	54.890	69.9	29.518	93.4	2:03.519		7	35.785	88.0	51.623	74.2	28.233	100.0	1:55.641	
4	38.576	77.9	57.696	48.4	40.195	61.7	2:16.467		8								

74 Iain Rowley (E1)								Lola Mk5									
lap	Sect-1	Speed	Sect-2	Speed	Sect-3	Speed	Laptime	Pit	lap	Sect-1	Speed	Sect-2	Speed	Sect-3	Speed	Laptime	Pit
1	Out	74.1	52.072	68.7	27.026	108.8	2:02.048		5	40.142	67.5	1:10.905	44.4	42.099	70.1	2:33.146	
2	34.387	88.9	48.844	73.4	25.689	112.2	1:48.920		6	46.853	56.8	1:05.034	56.7	35.407	99.3	2:27.294	
3	34.644	91.6	49.333	73.4	26.299	111.7	1:50.276		7	35.366	91.2	47.742	74.1	26.454	112.6	1:49.562	
4	33.229	90.6	48.329	73.5	25.912	111.5	1:47.470		8	32.925	90.9	46.501	79.4	25.545	112.6	1:44.971	

78 Benn Tilley (E1)								Lotus 22									
lap	Sect-1	Speed	Sect-2	Speed	Sect-3	Speed	Laptime	Pit	lap	Sect-1	Speed	Sect-2	Speed	Sect-3	Speed	Laptime	Pit
1	Out	82.4	53.275	66.4	26.571	113.7	2:03.390		5	1:08.748	36.9	1:17.372	45.0	39.935	75.4	3:06.055	
2	35.381	85.2	48.768	72.3	25.495	114.9	1:49.644		6	35.268	91.6	46.044	81.7	24.751	115.5	1:46.063	
3	35.031	87.1	47.008	79.3	26.077	114.5	1:48.116		7	32.106	96.2	46.452	80.5	24.360	116.7	1:42.918	
4	33.060	81.1	1:04.194	44.0	40.425	63.6	2:17.679		8								

79 Michael Hibberd (E1)								Lotus 22									
lap	Sect-1	Speed	Sect-2	Speed	Sect-3	Speed	Laptime	Pit	lap	Sect-1	Speed	Sect-2	Speed	Sect-3	Speed	Laptime	Pit
1	Out	87.9	50.817	65.9	25.757	117.7	1:56.359		5	39.144	62.8	1:10.343	46.2	42.941	65.7	2:32.428	
2	33.857	90.4	47.570	73.5	25.589	117.3	1:47.016		6	47.070	60.1	1:03.900	58.9	34.584	93.5	2:25.554	
3	34.610	92.9	47.589	73.2	26.829	117.9	1:49.028		7	35.329	93.9	47.011	78.4	24.883	119.8	1:47.223	
4	32.877	94.3	46.460	80.0	24.752	118.7	1:44.089		8	32.561	96.3	46.058	83.0	24.447	118.7	1:43.066	

85 John Chisholm (D2)								Gemini Mk3A									
lap	Sect-1	Speed	Sect-2	Speed	Sect-3	Speed	Laptime	Pit	lap	Sect-1	Speed	Sect-2	Speed	Sect-3	Speed	Laptime	Pit
1	Out	73.9	54.733	67.8	26.764	110.7	2:05.346		5	44.352	53.9	1:07.070	49.8	34.834	77.9	2:26.256	
2	36.239	87.1	50.445	77.2	25.789	111.3	1:52.473		6	43.317	65.3	1:03.375	55.4	27.404	112.4	2:14.096	
3	35.603	88.8	49.263	74.4	26.585	111.3	1:51.451		7	35.492	89.3	50.895	63.8	26.500	112.2	1:52.887	
4	35.584	86.1	50.227	60.4	34.456	95.8	2:00.267		8								

97 Hans Ciers (D2)								Lotus 20									
lap	Sect-1	Speed	Sect-2	Speed	Sect-3	Speed	Laptime	Pit	lap	Sect-1	Speed	Sect-2	Speed	Sect-3	Speed	Laptime	Pit
1	Out	65.5	1:10.880	50.4	36.192	80.2	2:34.452		4	45.585	64.7	1:07.134	56.5	33.959	80.8	2:26.678	
2	43.506	70.2	1:10.131	53.5	35.419	79.9	2:29.056		5	44.231	63.3	1:03.944	55.6	34.886	79.4	2:23.061	
3	44.383	63.3	1:04.826	51.9	35.138	79.2	2:24.347		6	42.189	67.1	1:01.495	63.4	31.439	83.5	2:15.123	



**Session Start: 09:22:45 - Finish: 09:37:49**  
**Weather/Track Conditions: Cloud / Dry**  
**Circuit: Brands Hatch Grand Prix Circuit**  
**Track Length: 3.916 Km - 2.4330 miles**

# Legends of Brands Hatch Superprix - 1 - 2 Jul 2017

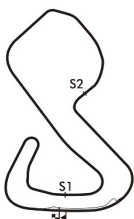
## HSCC/FJHRA Silverline Historic Formula Junior

### Qualifying for Race 2 - Sector Analysis

99 Mark Shaw (H)								Brabham BT6							
Lap	Sect-1	Speed	Sect-2	Speed	Sect-3	Speed	Laptime Pit	Lap	Sect-1	Speed	Sect-2	Speed	Sect-3	Speed	Laptime Pit
1	Out	88.5	52.075	69.6	25.861	114.1	1:57.341	5	38.537	67.3	1:10.410	46.5	42.672	68.0	2:31.619
2	33.175	94.8	47.653	65.7	26.072	115.7	1:46.900	6	46.669	56.4	1:04.611	59.6	35.089	99.2	2:26.369
3	34.349	90.7	48.052	72.3	26.760	116.1	1:49.161	7	34.329	91.9	47.743	74.8	24.718	116.5	1:46.790
4	32.645	94.2	46.465	77.9	25.160	114.9	1:44.270	8							

134 Nick Finburgh (C2)								Envoy Proto 1							
Lap	Sect-1	Speed	Sect-2	Speed	Sect-3	Speed	Laptime Pit	Lap	Sect-1	Speed	Sect-2	Speed	Sect-3	Speed	Laptime Pit
1	Out	72.0	54.837	64.7	27.601	107.4	2:04.607	5	47.432	47.4	1:16.999	58.4	42.997	52.5	2:47.428
2	35.180	82.1	50.829	76.4	26.901	107.7	1:52.910	6	47.869	65.0	1:04.828	68.2	27.308	108.4	2:20.005
3	35.073	84.4	49.939	76.1	26.748	107.6	1:51.760	7	35.659	85.0	49.639	79.5	26.304	108.9	1:51.602
4	37.017	86.8	51.034	71.3	34.470	71.6	2:02.521	8							

316 Alvin Davies (C1)								Cooper T18							
Lap	Sect-1	Speed	Sect-2	Speed	Sect-3	Speed	Laptime Pit	Lap	Sect-1	Speed	Sect-2	Speed	Sect-3	Speed	Laptime Pit
1	Out	49.7	1:19.128	50.5	37.997	69.8	2:54.275	3	47.655	58.3	1:18.684	38.4	41.800	57.5	2:48.139
2	49.287	53.5	1:13.678	51.9	37.890	73.6	2:40.855	4	1:09.517	41.9	1:17.005	50.6	40.970	65.6	3:07.492

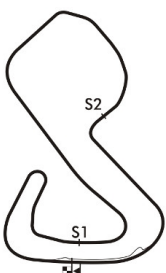


# Legends of Brands Hatch Superprix - 1 - 2 Jul 2017

## HSCC/FJHRA Silverline Historic Formula Junior

### Qualifying for Race 2 - Best Sector Times

	SECTOR 1			SECTOR 2			SECTOR 3			IDEAL / BEST LAP COMPARISON					
	NO	TIME	LAP	NO	TIME	LAP	NO	TIME	LAP	NO	NAME	BEST	IN	IDEAL	DIFF
1	66	31.826	7	66	45.603	3	66	24.108	3	66	Cameron Jackson	1:42.018	3	1:41.537	+0.481
2	78	32.106	7	78	46.044	6	78	24.360	7	78	Benn Tilley	1:42.918	7	1:42.510	+0.408
3	99	32.115	8	79	46.058	8	79	24.447	8	79	Michael Hibberd	1:43.066	8	1:43.066	+0.000
4	79	32.561	8	99	46.465	4	99	24.718	7	99	Mark Shaw	1:44.270	4	1:43.298	+0.972
5	74	32.925	8	74	46.501	8	63	25.245	7	74	Iain Rowley	1:44.971	8	1:44.971	+0.000
6	63	33.262	7	63	47.262	7	74	25.545	8	63	Laine Martin	1:45.769	7	1:45.769	+0.000
7	37	34.709	3	85	49.263	3	85	25.789	2	67	Anthony Binnington	1:50.531	7	1:50.531	+0.000
8	67	34.809	7	134	49.639	7	67	25.934	7	85	John Chisholm	1:51.451	3	1:50.544	+0.907
9	43	34.823	8	67	49.788	7	134	26.304	7	43	Ian Simmonds	1:51.459	8	1:51.459	+0.000
10	134	35.073	3	43	49.833	8	37	26.475	2	134	Nick Finburgh	1:51.602	7	1:51.016	+0.586
11	3	35.318	7	37	50.915	4	43	26.803	8	71	James Hicks	1:53.314	6		+
12	85	35.492	7	46	51.483	7	59	27.239	2	37	Andrew Taybr	1:53.504	2	1:52.099	+1.405
13	59	35.677	3	59	51.595	3	34	27.299	7	3	Justin Fleming	1:55.074	7	1:54.750	+0.324
14	72	35.785	7	72	51.623	7	72	27.496	6	72	Tom De Gres	1:55.641	7	1:54.904	+0.737
15	38	35.819	7	38	51.772	7	31	27.502	7	38	Gil Duffy	1:56.621	7	1:55.347	+1.274
16	31	36.206	7	3	51.833	7	3	27.599	3	46	Chris Alford	1:56.767	3	1:55.813	+0.954
17	34	36.355	4	34	53.108	3	38	27.756	3	34	James Owen	1:57.157	3	1:56.762	+0.395
18	46	36.390	4	31	53.489	7	46	27.940	7	31	John Lord	1:57.197	7	1:57.197	+0.000
19	39	37.641	6	39	54.071	6	48	28.092	6	59	Robin Longdon	1:57.263	3	1:54.511	+2.752
20	22	37.969	6	52	55.236	6	39	28.540	6	39	Simon Durling	2:00.252	6	2:00.252	+0.000
21	33	38.504	2	33	55.462	2	33	28.706	2	33	Stuart Tizzard	2:02.672	2	2:02.672	+0.000
22	52	39.487	6	30	56.336	6	22	28.793	6	22	Robin Lackford	2:03.419	6	2:03.419	+0.000
23	48	39.730	6	22	56.657	6	52	28.798	6	52	Kim Shearn	2:03.521	6	2:03.521	+0.000
24	30	39.987	6	48	58.479	6	30	29.786	6	30	Roger Skipp	2:06.109	6	2:06.109	+0.000
25	26	40.798	6	26	59.558	6	26	30.762	6	48	Simon Hewes	2:06.301	6	2:06.301	+0.000
26	97	42.189	6	60	1:01.182	6	97	31.439	6	26	Roger Dexter	2:11.118	6	2:11.118	+0.000
27	60	43.259	6	97	1:01.495	6	60	32.088	6	97	Hans Ciers	2:15.123	6	2:15.123	+0.000
28	47	43.593	3	47	1:03.183	3	47	33.348	2	60	Nick Daunt	2:16.529	6	2:16.529	+0.000
29	316	47.655	3	316	1:13.678	2	316	37.890	2	47	Richard Utley	2:21.547	3	2:20.124	+1.423
30	71			71			71			316	Alvin Davies	2:40.855	2	2:39.223	+1.632



**Session Start: 09:22:45 - Finish: 09:37:49**  
**Weather/Track Conditions: Cloud / Dry**  
**Circuit: Brands Hatch Grand Prix Circuit**  
**Track Length: 3.916 Km - 2.4330 miles**

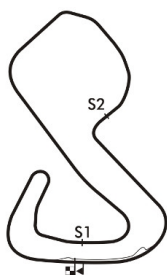


# Legends of Brands Hatch Superprix - 1 - 2 Jul 2017

## HSCC/FJHRA Silverline Historic Formula Junior

### Qualifying for Race 2 - Best Sector Speeds

	NO	SECTOR 1	MPH	NO	SECTOR 2	MPH	NO	SECTOR 3	MPH
1	66	Cameron Jackson	97.6	66	Cameron Jackson	84.7	79	Michael Hibberd	119.8
2	99	Mark Shaw	96.9	63	Laine Martin	83.5	63	Laine Martin	117.5
3	79	Michael Hibberd	96.3	79	Michael Hibberd	83.0	66	Cameron Jackson	116.7
4	78	Benn Tilley	96.2	78	Benn Tilley	81.7	78	Benn Tilley	116.7
5	63	Laine Martin	94.7	37	Andrew Taylor	80.2	99	Mark Shaw	116.5
6	74	Iain Rowley	91.6	134	Nick Finburgh	79.5	67	Anthony Binnington	112.6
7	43	Ian Simmonds	90.9	74	Iain Rowley	79.4	74	Iain Rowley	112.6
8	85	John Chisholm	89.3	99	Mark Shaw	77.9	85	John Chisholm	112.4
9	67	Anthony Binnington	89.2	85	John Chisholm	77.2	59	Robin Longdon	111.5
10	72	Tom De Gres	88.0	46	Chris Alford	76.8	43	Ian Simmonds	110.7
11	37	Andrew Taylor	86.8	72	Tom De Gres	76.8	134	Nick Finburgh	108.9
12	134	Nick Finburgh	86.8	38	Gil Duffy	75.1	3	Justin Fleming	108.8
13	59	Robin Longdon	85.7	67	Anthony Binnington	75.1	38	Gil Duffy	107.9
14	38	Gil Duffy	85.4	3	Justin Fleming	73.2	31	John Lord	107.7
15	46	Chris Alford	84.3	34	James Owen	72.8	37	Andrew Taylor	106.7
16	34	James Owen	83.6	31	John Lord	72.1	72	Tom De Gres	105.5
17	3	Justin Fleming	83.3	43	Ian Simmonds	71.3	46	Chris Alford	105.4
18	39	Simon Durling	82.2	39	Simon Durling	70.4	33	Stuart Tizzard	102.8
19	31	John Lord	80.4	30	Roger Skipp	66.8	39	Simon Durling	102.5
20	22	Robin Lackford	79.4	59	Robin Longdon	66.7	34	James Owen	102.2
21	52	Kim Shearn	77.0	22	Robin Lackford	65.9	48	Simon Hewes	101.7
22	30	Roger Skipp	76.0	48	Simon Hewes	65.4	22	Robin Lackford	99.5
23	33	Stuart Tizzard	75.2	33	Stuart Tizzard	64.1	52	Kim Shearn	99.0
24	48	Simon Hewes	75.2	52	Kim Shearn	64.1	30	Roger Skipp	97.3
25	26	Roger Dexter	71.6	60	Nick Daunt	63.9	26	Roger Dexter	93.8
26	97	Hans Ciers	70.2	97	Hans Ciers	63.4	60	Nick Daunt	86.9
27	60	Nick Daunt	69.9	26	Roger Dexter	61.0	47	Richard Utley	86.8
28	47	Richard Utley	68.4	47	Richard Utley	56.7	97	Hans Ciers	83.5
29	316	Alvin Davies	58.3	316	Alvin Davies	51.9	316	Alvin Davies	73.6
30	71	James Hicks	0.0	71	James Hicks	0.0	71	James Hicks	0.0



**Session Start: 09:22:45 - Finish: 09:37:49**  
**Weather/Track Conditions: Cloud / Dry**  
**Circuit: Brands Hatch Grand Prix Circuit**  
**Track Length: 3.916 Km - 2.4330 miles**



## Legends of Brands Hatch Superprix - 1 - 2 Jul 2017

### HSCC/FJHRA Silverline Historic Formula Junior Race 2 - Starting Grid

Sheet No:

*Start Time : 14:00 - Heat Duration : 20 Minutes*

15	29	47	Richard Utley	30	314	Alvin Davies
14	27	97	Hans Ciers	28	60	Nick Daunt
13	25	48	Simon Hewes	26	26	Roger Dexter
12	23	52	Kim Shearn	24	30	Roger Skipp
11	21	33	Stuart Tizzard	22	22	Robin Lackford
10	19	59	Robin Longdon	20	39	Simon Durling
9	17	34	James Owen	18	31	John Lord
8	15	38	Gil Duffy	16	46	Chris Alford
7	13	3	Justin Fleming	14	72	Tom De Gres
6	11	71	James Hicks	12	37	Andrew Taylor
5	9	43	Ian Simmonds	10	134	Nick Finburgh
4	7	67	Anthony Binnington	8	85	John Chisholm
3	5	74	Iain Rowley	6	63	Laine Martin
2	3	79	Michael Hibberd	4	99	Mark Shaw
1	1	66	Cameron Jackson	2	78	Benn Tilley
ROW	Pole Right					

These results are provisional until the conclusion of any judicial and technical matters.

*Circuit: Brands Hatch Grand Prix Circuit  
Track Length: 3.916 Km - 2.4330 miles*

Clerk of the Course:

Timekeeper:

Issued at:

Julian Floyd

Nick Palmer



Printed : 01-07-2017 - 09:43

## Legends of Brands Hatch Superprix - 1 - 2 Jul 2017

### HSCC Historic Formula Ford with Avon Tyres, Radio Caroline & Titan Historic Racing

#### Qualifying 2 - Classification

Sheet No:

POS	NO	DRIVER/S	CLASS		CAR MAKE / MODEL	TIME	ON	LAPS	GAP	DIFF	MPH
			CLASS	POS							
1	94	Michael O'Brien		1	Merlyn Mk20	1:38.930	9	9			88.53
2	48	Benn Tilley		2	Merlyn Mk20	1:39.178	9	9	0.248	0.248	88.31
3	4	Maxim Bartell		3	Merlyn Mk20A	1:39.544	9	9	0.614	0.366	87.99
4	3	Benn Simms		4	Jomo JMR7	1:39.982	9	9	1.052	0.438	87.60
5	15	Matthew Wrigley		5	Merlyn Mk11A/20	1:40.427	9	9	1.497	0.445	87.22
6	29	Westie Mitchell	OF	1	Lotus 59	1:40.747	9	9	1.817	0.320	86.94
7	36	Rob Smith	OF	2	Merlyn Mk20	1:41.358	9	9	2.428	0.611	86.41
8	13	Stuart Kestenbaum	OF	3	Crossle 16F	1:41.742	9	9	2.812	0.384	86.09
9	14	Neil Shinner	OF	4	Merlyn Mk20	1:43.009	5	9	4.079	1.267	85.03
10	56	Roland Svensson	OF	5	Merlyn Mk17	1:43.275	9	9	4.345	0.266	84.81
11	77	Chris Sharples	OF	6	Palliser WDF1	1:43.520	8	9	4.590	0.245	84.61
12	88	Chris Stuart	OF	7	Elden Mk8	1:43.523	9	9	4.593	0.003	84.61
13	22	Tim Brise	OF	8	Merlyn Mk20	1:44.123	4	8	5.193	0.600	84.12
14	20	Kevin Stanzl	OF	9	Crossle 20F	1:44.316	9	9	5.386	0.193	83.96
15	27	Dick Dixon	OF	10	Lotus 61	1:44.856	8	8	5.926	0.540	83.53
16	66	Andrew Wiggins	OF	11	Titan Mk6	1:45.083	9	9	6.153	0.227	83.35
17	35	Michael Rasper		6	Merlyn Mk11A	1:45.266	7	8	6.336	0.183	83.21
18	26	John Slack	OF	12	Lola T200	1:46.458	7	8	7.528	1.192	82.27
19	177	Peter Hannam	OF	13	Nike Mk6	1:48.592	7	8	9.662	2.134	80.66
20	41	Paul Unsworth	OF	14	Palliser WDF3	1:49.120	8	8	10.190	0.528	80.27
21	114	Phil Nelson		7	Hawke DL2B	1:50.539	8	8	11.609	1.419	79.24
22	18	Bill Cowing	OF	15	Ginetta G18B	1:51.095	8	8	12.165	0.556	78.84
23	71	Alan Cook	OF	16	Mallock Mk9	1:53.132	7	8	14.202	2.037	77.42
24	2	Alison Langridge	N	1	Lotus 61	1:58.972	7	7	20.042	5.840	73.62
25	31	John Emery	N	2	Lola T200	2:03.078	6	7	24.148	4.106	71.16

*Session Start: 09:44:39 - Finish: 09:59:41*  
*Weather/Track Conditions: Cloud / Dry*  
*Circuit: Brands Hatch Grand Prix Circuit*  
*Track Length: 3.916 Km - 2.4330 miles*

These results are provisional until the conclusion of any judicial and technical matters.

Clerk of the Course:  <div style="text-align: right;">Julian Floyd</div>	Timekeeper:  <div style="text-align: right;">Nick Palmer</div>	Issued at:
--	--	------------

# Legends of Brands Hatch Superprix - 1 - 2 Jul 2017

## HSCC Historic Formula Ford with Avon Tyres, Radio Caroline & Titan Historic Racing Qualifying 2 - Sector Analysis

2 Alison Langridge (N)								Lotus 61							
Lap	Sect-1	Speed	Sect-2	Speed	Sect-3	Speed	Laptime Pit	Lap	Sect-1	Speed	Sect-2	Speed	Sect-3	Speed	Laptime Pit
1	Out	65.4	1:02.511	54.7	35.158	99.5	2:24.276	5	36.400	83.1	54.938	66.7	28.887	104.9	2:00.225
2	38.996	75.5	56.858	69.0	29.491	103.0	2:05.345	6	36.800	83.1	53.895	64.3	28.363	105.9	1:59.058
3	37.750	79.1	54.086	70.8	28.682	96.7	2:00.518	7	36.647	82.5	53.490	70.2	28.835	105.2	1:58.972
4	38.233	80.1	55.381	67.8	28.324	104.9	2:01.938	8							

3 Benn Simms ( )								Jomo JMR 7							
Lap	Sect-1	Speed	Sect-2	Speed	Sect-3	Speed	Laptime Pit	Lap	Sect-1	Speed	Sect-2	Speed	Sect-3	Speed	Laptime Pit
1	Out	89.2	46.090	81.6	24.408	111.8	1:44.896	6	31.514	91.7	46.661	88.5	24.401	111.1	1:42.576
2	31.753	92.5	44.989	84.5	24.272	112.0	1:41.014	7	31.518	92.5	44.173	91.1	24.383	110.2	1:40.074
3	32.900	91.4	46.168	84.1	24.272	110.7	1:43.340	8	31.196	92.5	45.086	81.1	24.290	110.0	1:40.572
4	32.030	91.7	44.536	90.9	24.263	110.2	1:40.829	9	31.781	93.1	44.088	86.6	24.113	113.3	1:39.982
5	31.777	91.2	44.518	90.3	24.463	109.5	1:40.758	10							

4 Maxim Bartell ( )								Merlyn Mk20A							
Lap	Sect-1	Speed	Sect-2	Speed	Sect-3	Speed	Laptime Pit	Lap	Sect-1	Speed	Sect-2	Speed	Sect-3	Speed	Laptime Pit
1	Out	88.7	46.401	82.4	24.882	111.8	1:46.446	6	31.432	93.3	45.663	80.7	24.693	114.1	1:41.788
2	31.811	92.2	44.734	85.6	24.386	112.4	1:40.931	7	31.492	94.3	44.139	84.9	24.677	113.2	1:40.308
3	32.029	92.2	45.174	82.1	24.383	114.1	1:41.586	8	31.550	93.5	44.337	83.1	24.006	115.5	1:39.893
4	32.025	94.3	44.560	83.3	25.021	112.6	1:41.606	9	31.161	93.4	44.418	89.7	23.965	112.2	1:39.544
5	31.558	92.9	44.481	85.3	24.860	110.7	1:40.899	10							

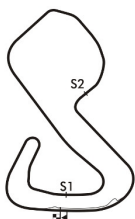
13 Stuart Kestenbaum (OF)								Crossle 16F							
Lap	Sect-1	Speed	Sect-2	Speed	Sect-3	Speed	Laptime Pit	Lap	Sect-1	Speed	Sect-2	Speed	Sect-3	Speed	Laptime Pit
1	Out	85.4	49.107	75.1	25.357	112.8	1:50.503	6	31.361	93.1	46.554	89.3	24.911	112.2	1:42.826
2	32.378	91.1	47.782	77.9	25.099	111.5	1:45.259	7	31.512	93.1	47.337	67.2	26.520	109.5	1:45.369
3	32.106	91.6	47.808	56.8	26.569	110.2	1:46.483	8	31.526	91.9	47.462	86.7	25.650	110.4	1:44.638
4	31.968	92.6	46.170	87.1	24.518	110.7	1:42.656	9	31.602	92.6	45.546	81.8	24.594	113.3	1:41.742
5	32.149	92.2	45.575	86.8	24.412	110.6	1:42.136	10							

14 Neil Shinner (OF)								Merlyn Mk20							
Lap	Sect-1	Speed	Sect-2	Speed	Sect-3	Speed	Laptime Pit	Lap	Sect-1	Speed	Sect-2	Speed	Sect-3	Speed	Laptime Pit
1	Out	87.9	48.614	79.1	25.476	110.2	1:50.845	6	32.050	91.5	46.450	82.8	24.916	111.3	1:43.416
2	32.795	90.4	46.836	80.4	25.009	112.0	1:44.640	7	32.053	90.9	46.391	82.4	24.929	110.7	1:43.373
3	32.337	92.2	46.967	81.5	24.906	111.8	1:44.210	8	31.997	92.4	48.721	81.4	25.201	111.3	1:45.919
4	32.521	91.9	46.259	81.1	24.735	112.6	1:43.515	9	32.013	92.0	46.467	84.6	24.607	111.7	1:43.087
5	31.907	93.0	46.287	81.6	24.815	111.8	1:43.009	10							

15 Matthew Wrigley ( )								Merlyn Mk11A/20							
Lap	Sect-1	Speed	Sect-2	Speed	Sect-3	Speed	Laptime Pit	Lap	Sect-1	Speed	Sect-2	Speed	Sect-3	Speed	Laptime Pit
1	Out	89.3	46.629	85.7	24.935	111.3	1:46.002	6	31.406	93.9	45.913	72.7	25.092	112.6	1:42.411
2	32.019	92.1	45.237	86.6	24.785	110.9	1:42.041	7	31.323	93.1	44.545	86.3	24.910	110.4	1:40.778
3	31.594	92.6	44.875	91.2	24.484	111.8	1:40.953	8	31.354	92.6	44.244	84.4	24.975	111.1	1:40.573
4	31.861	92.1	44.764	89.5	24.538	112.6	1:41.163	9	31.412	92.5	44.567	88.8	24.448	110.7	1:40.427
5	31.435	92.9	44.625	88.4	24.556	112.2	1:40.616	10							

18 Bill Cowing (OF)								Ginetta G18B							
Lap	Sect-1	Speed	Sect-2	Speed	Sect-3	Speed	Laptime Pit	Lap	Sect-1	Speed	Sect-2	Speed	Sect-3	Speed	Laptime Pit
1	Out	80.8	54.068	71.0	27.809	105.7	2:03.778	5	34.985	83.1	51.436	79.4	27.597	106.7	1:54.018
2	36.931	80.3	52.819	76.2	27.042	106.0	1:56.792	6	35.391	88.1	51.438	70.4	28.889	104.1	1:55.718
3	34.561	88.7	51.155	74.3	26.852	107.2	1:52.568	7	35.877	86.3	51.597	70.0	27.352	106.0	1:54.826
4	34.242	87.1	51.086	78.6	26.913	106.2	1:52.241	8	34.041	89.7	50.143	73.4	26.911	105.2	1:51.095

20 Kevin Stanzl (OF)								Crossle 20F							
Lap	Sect-1	Speed	Sect-2	Speed	Sect-3	Speed	Laptime Pit	Lap	Sect-1	Speed	Sect-2	Speed	Sect-3	Speed	Laptime Pit
1	Out	82.6	51.286	70.1	25.909	110.4	1:55.010	6	32.912	91.0	47.106	78.5	25.268	109.5	1:45.286
2	33.826	86.9	47.758	77.3	25.617	108.8	1:47.201	7	32.687	90.4	47.424	80.8	25.133	109.3	1:45.244
3	32.868	90.7	47.246	77.6	25.479	109.1	1:45.593	8	32.592	90.0	46.585	80.1	25.147	110.0	1:44.324
4	32.753	90.9	47.073	79.4	25.383	109.5	1:45.209	9	32.383	92.0	46.825	77.5	25.108	111.1	1:44.316
5	32.633	90.9	47.590	77.8	25.697	108.9	1:45.920	10							



**Session Start: 09:44:39 - Finish: 09:59:41**  
**Weather/Track Conditions: Cloud / Dry**  
**Circuit: Brands Hatch Grand Prix Circuit**  
**Track Length: 3.916 Km - 2.4330 miles**

# Legends of Brands Hatch Superprix - 1 - 2 Jul 2017

## HSCC Historic Formula Ford with Avon Tyres, Radio Caroline & Titan Historic Racing Qualifying 2 - Sector Analysis

22 Tim Brise (OF)								Merlyn Mk20							
lap	Sect-1	Speed	Sect-2	Speed	Sect-3	Speed	Laptime Pit	lap	Sect-1	Speed	Sect-2	Speed	Sect-3	Speed	Laptime Pit
1	Out	86.1	51.101	72.6	27.075	108.2	1:56.960	5	32.639	89.8	47.111	84.4	25.387	110.6	1:45.137
2	33.510	89.7	47.875	81.1	25.898	109.7	1:47.283	6	32.364	91.4	46.567	84.8	25.343	110.7	1:44.274
3	32.708	90.6	46.708	84.6	25.366	110.6	1:44.782	7	32.366	89.1	48.349	82.1	25.597	110.7	1:46.312
4	32.270	90.9	46.139	82.6	25.714	110.0	1:44.123	8	32.485	90.5	46.826	85.4	25.506	110.7	1:44.817

26 John Slack (OF)								Lola T200							
lap	Sect-1	Speed	Sect-2	Speed	Sect-3	Speed	Laptime Pit	lap	Sect-1	Speed	Sect-2	Speed	Sect-3	Speed	Laptime Pit
1	Out	71.0	57.640	66.5	28.610	102.6	2:11.097	5	33.502	89.7	48.201	77.6	25.377	109.1	1:47.080
2	35.887	85.7	51.166	68.6	26.983	107.4	1:54.036	6	32.897	89.8	47.668	75.8	25.908	108.8	1:46.473
3	34.451	88.4	49.047	77.1	26.135	108.1	1:49.633	7	33.138	90.4	47.822	76.8	25.498	108.8	1:46.458
4	33.602	88.2	48.802	75.6	26.147	107.7	1:48.551	8	32.988	89.8	47.460	77.7	26.250	105.9	1:46.698

27 Dick Dixon (OF)								Lotus 61							
lap	Sect-1	Speed	Sect-2	Speed	Sect-3	Speed	Laptime Pit	lap	Sect-1	Speed	Sect-2	Speed	Sect-3	Speed	Laptime Pit
1	Out	75.3	52.671	71.0	27.789	105.2	2:03.588	5	32.595	87.7	47.350	74.3	25.614	110.6	1:45.559
2	35.595	81.9	49.735	76.2	25.778	109.1	1:51.108	6	32.992	90.1	47.130	80.7	25.500	110.4	1:45.622
3	33.530	88.0	47.981	73.9	25.764	109.7	1:47.275	7	32.688	89.8	48.296	73.3	25.737	109.5	1:46.721
4	32.729	88.5	47.973	72.5	26.226	112.0	1:46.928	8	32.679	89.5	47.051	79.6	25.126	109.5	1:44.856

29 Westie Mitchell (OF)								Lotus 59							
lap	Sect-1	Speed	Sect-2	Speed	Sect-3	Speed	Laptime Pit	lap	Sect-1	Speed	Sect-2	Speed	Sect-3	Speed	Laptime Pit
1	Out	84.6	49.737	81.7	25.711	109.3	1:53.444	6	31.634	91.6	46.092	85.5	24.805	110.0	1:42.531
2	31.906	92.1	46.939	87.6	24.997	109.8	1:43.842	7	31.630	90.4	45.353	85.1	25.045	109.8	1:42.028
3	31.864	91.2	45.770	89.3	25.097	110.2	1:42.731	8	31.671	91.4	44.840	83.6	24.651	110.6	1:41.162
4	32.146	89.9	45.757	85.4	25.100	110.2	1:43.003	9	31.506	90.6	44.645	86.6	24.596	114.3	1:40.747
5	31.737	89.4	46.029	74.7	25.152	109.5	1:42.918	10							

31 John Emery (N)								Lola T200							
lap	Sect-1	Speed	Sect-2	Speed	Sect-3	Speed	Laptime Pit	lap	Sect-1	Speed	Sect-2	Speed	Sect-3	Speed	Laptime Pit
1	Out	65.7	1:06.472	48.7	38.422	79.2	2:31.926	5	37.789	78.5	56.047	64.5	29.399	100.5	2:03.235
2	43.449	72.8	1:02.335	59.3	30.294	98.6	2:16.078	6	37.010	78.8	56.413	60.7	29.655	100.5	2:03.078
3	39.189	73.8	59.111	62.8	29.395	99.6	2:07.695	7	37.720	77.0	57.002	68.5	28.714	98.7	2:03.436
4	38.571	73.3	57.678	60.7	29.076	96.9	2:05.325	8							

35 Michael Rasper ( )								Merlyn Mk11A							
lap	Sect-1	Speed	Sect-2	Speed	Sect-3	Speed	Laptime Pit	lap	Sect-1	Speed	Sect-2	Speed	Sect-3	Speed	Laptime Pit
1	Out	68.5	56.143	65.8	27.971	107.0	2:07.467	5	45.513	85.0	49.611	71.6	25.694	109.5	2:00.818
2	36.382	85.6	51.127	68.8	27.312	108.2	1:54.821	6	34.824	91.4	47.301	77.6	25.410	110.0	1:47.535
3	35.066	88.5	49.326	72.3	26.546	108.6	1:50.938	7	32.919	91.5	47.058	75.1	25.289	110.7	1:45.266
4	34.391	89.8	48.588	73.1	26.043	108.4	1:49.022	8	33.388	90.7	47.781	73.3	25.496	109.1	1:46.665

36 Rob Smith (OF)								Merlyn Mk20							
lap	Sect-1	Speed	Sect-2	Speed	Sect-3	Speed	Laptime Pit	lap	Sect-1	Speed	Sect-2	Speed	Sect-3	Speed	Laptime Pit
1	Out	85.9	47.769	80.3	25.665	107.9	1:50.716	6	31.882	90.6	45.464	85.5	24.618	110.4	1:41.964
2	32.810	88.0	46.173	88.5	24.984	108.8	1:43.967	7	32.016	90.1	45.152	84.7	24.411	112.8	1:41.579
3	32.234	90.4	45.992	84.1	24.843	109.8	1:43.069	8	32.543	90.9	45.057	85.7	24.600	109.8	1:42.200
4	32.749	90.0	45.916	83.2	25.511	108.6	1:44.176	9	31.684	91.5	45.248	85.8	24.426	110.0	1:41.358
5	32.287	90.5	45.685	83.1	24.902	109.3	1:42.874	10							

41 Paul Unsworth (OF)								Palliser WDF3							
lap	Sect-1	Speed	Sect-2	Speed	Sect-3	Speed	Laptime Pit	lap	Sect-1	Speed	Sect-2	Speed	Sect-3	Speed	Laptime Pit
1	Out	75.6	53.601	75.5	28.138	104.4	2:04.903	5	34.194	87.4	1:29.086	78.5	26.926	107.9	2:30.206
2	36.756	83.4	50.088	76.4	26.807	107.7	1:53.651	6	34.516	85.7	48.539	77.2	26.085	108.1	1:49.140
3	35.107	85.8	49.311	76.2	26.603	106.9	1:51.021	7	34.080	87.8	49.446	75.6	26.253	109.1	1:49.779
4	34.258	86.2	48.967	78.8	26.102	107.9	1:49.327	8	34.186	87.4	48.900	74.6	26.034	108.6	1:49.120



**Session Start: 09:44:39 - Finish: 09:59:41**  
**Weather/Track Conditions: Cloud / Dry**  
**Circuit: Brands Hatch Grand Prix Circuit**  
**Track Length: 3.916 Km - 2.4330 miles**

# Legends of Brands Hatch Superprix - 1 - 2 Jul 2017

## HSCC Historic Formula Ford with Avon Tyres, Radio Caroline & Titan Historic Racing Qualifying 2 - Sector Analysis

48 Benn Tilley ( )								Merlyn Mk20							
lap	Sect-1	Speed	Sect-2	Speed	Sect-3	Speed	Laptime Pit	lap	Sect-1	Speed	Sect-2	Speed	Sect-3	Speed	Laptime Pit
1	Out	86.0	46.313	87.2	24.459	109.5	1:45.223	6	31.350	72.2	48.547	90.0	23.849	111.3	1:43.746
2	31.444	91.0	45.400	90.0	24.151	110.2	1:40.995	7	30.940	93.0	44.388	93.0	23.905	110.7	1:39.233
3	31.269	92.0	45.593	90.5	24.456	108.9	1:41.318	8	31.079	92.9	44.995	92.6	24.103	110.9	1:40.177
4	31.106	92.6	44.433	92.3	23.952	110.9	1:39.491	9	30.995	92.6	44.285	93.4	23.898	113.9	1:39.178
5	30.982	92.1	45.145	93.7	23.977	111.1	1:40.104	10							

56 Roland Svensson (OF)								Merlyn Mk17							
lap	Sect-1	Speed	Sect-2	Speed	Sect-3	Speed	Laptime Pit	lap	Sect-1	Speed	Sect-2	Speed	Sect-3	Speed	Laptime Pit
1	Out	81.0	51.860	77.3	26.147	108.9	1:55.311	6	32.225	91.5	46.406	88.1	25.038	111.1	1:43.669
2	33.056	88.0	48.213	81.6	25.683	110.2	1:46.952	7	32.258	93.3	46.564	84.1	24.924	111.1	1:43.746
3	32.349	91.9	46.670	86.1	25.418	111.3	1:44.437	8	32.137	93.1	46.370	83.7	25.129	110.9	1:43.636
4	32.116	92.7	47.254	86.7	25.141	110.6	1:44.511	9	31.913	93.0	45.878	89.3	25.484	110.2	1:43.275
5	32.015	92.6	47.609	87.3	25.298	110.9	1:44.922	10							

66 Andrew Wiggins (OF)								Titan Mk6							
lap	Sect-1	Speed	Sect-2	Speed	Sect-3	Speed	Laptime Pit	lap	Sect-1	Speed	Sect-2	Speed	Sect-3	Speed	Laptime Pit
1	Out	83.2	51.806	69.4	27.337	106.0	1:58.906	6	32.479	90.9	47.774	81.1	25.798	108.1	1:46.051
2	34.737	84.9	49.385	72.2	26.893	104.5	1:51.015	7	32.693	90.5	47.128	81.1	25.654	107.0	1:45.475
3	33.654	87.0	48.807	78.1	25.883	106.2	1:48.344	8	32.755	89.1	46.985	80.8	25.452	109.5	1:45.192
4	33.046	89.9	47.165	79.2	25.808	106.7	1:46.019	9	32.335	89.4	47.077	79.4	25.671	109.3	1:45.083
5	32.689	89.8	47.769	75.5	26.130	108.6	1:46.588	10							

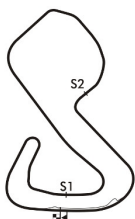
71 Alan Cook (OF)								Mallock Mk9							
lap	Sect-1	Speed	Sect-2	Speed	Sect-3	Speed	Laptime Pit	lap	Sect-1	Speed	Sect-2	Speed	Sect-3	Speed	Laptime Pit
1	Out	71.6	58.156	64.9	29.953	103.7	2:13.102	5	35.874	84.4	50.808	73.8	27.290	105.9	1:53.972
2	38.174	72.3	53.959	74.6	27.636	105.9	1:59.769	6	36.046	76.9	51.854	67.2	27.945	104.9	1:55.845
3	36.767	84.6	52.828	72.2	27.364	105.4	1:56.959	7	35.077	86.3	50.216	77.2	27.839	105.9	1:53.132
4	36.083	84.5	51.950	77.6	28.439	103.9	1:56.472	8	35.455	85.6	50.686	74.0	27.388	107.4	1:53.529

77 Chris Sharples (OF)								Palliser WDF1							
lap	Sect-1	Speed	Sect-2	Speed	Sect-3	Speed	Laptime Pit	lap	Sect-1	Speed	Sect-2	Speed	Sect-3	Speed	Laptime Pit
1	Out	79.7	49.690	76.0	26.722	106.0	1:56.611	6	33.476	90.1	48.209	78.7	24.975	109.3	1:46.660
2	33.934	87.1	47.773	78.4	25.948	107.7	1:47.655	7	32.705	88.2	46.708	84.5	25.259	103.1	1:44.672
3	33.532	84.9	47.664	80.8	25.641	108.2	1:46.837	8	32.166	91.2	46.546	84.9	24.808	108.6	1:43.520
4	32.627	89.7	46.655	85.3	25.458	108.8	1:44.740	9	32.376	90.7	46.925	81.3	25.029	109.3	1:44.330
5	32.545	89.7	47.594	83.1	25.159	108.4	1:45.298	10							

88 Chris Stuart (OF)								Elden Mk8							
lap	Sect-1	Speed	Sect-2	Speed	Sect-3	Speed	Laptime Pit	lap	Sect-1	Speed	Sect-2	Speed	Sect-3	Speed	Laptime Pit
1	Out	75.3	52.097	69.7	26.208	110.0	2:00.893	6	32.968	89.1	46.771	77.0	25.816	109.3	1:45.555
2	35.493	81.8	47.885	80.3	25.069	110.4	1:48.447	7	32.495	87.6	47.202	80.7	25.317	109.7	1:45.014
3	32.824	83.1	47.624	76.8	25.587	109.7	1:46.035	8	32.573	89.2	46.225	81.9	25.103	110.0	1:43.901
4	32.475	85.0	46.709	76.7	25.898	108.9	1:45.082	9	32.500	88.5	45.976	81.3	25.047	110.0	1:43.523
5	32.805	83.9	47.800	77.6	25.794	108.9	1:46.399	10							

94 Michael O'Brien ( )								Merlyn Mk20							
lap	Sect-1	Speed	Sect-2	Speed	Sect-3	Speed	Laptime Pit	lap	Sect-1	Speed	Sect-2	Speed	Sect-3	Speed	Laptime Pit
1	Out	88.5	47.579	79.5	25.010	111.5	1:47.660	6	31.023	93.0	44.475	89.8	24.047	113.2	1:39.545
2	31.561	92.9	44.336	89.3	23.902	116.7	1:39.799	7	31.860	93.1	44.775	87.6	23.980	113.9	1:40.615
3	34.487	83.7	49.057	77.7	24.675	112.2	1:48.219	8	30.957	93.4	46.418	75.8	25.112	112.0	1:42.487
4	31.172	93.9	44.181	88.7	23.988	112.8	1:39.341	9	31.057	93.0	43.894	90.0	23.979	111.8	1:38.930
5	33.540	64.9	49.233	83.1	24.283	111.8	1:47.056	10							

114 Phil Nelson ( )								Hawke DL2B							
lap	Sect-1	Speed	Sect-2	Speed	Sect-3	Speed	Laptime Pit	lap	Sect-1	Speed	Sect-2	Speed	Sect-3	Speed	Laptime Pit
1	Out	68.8	57.512	67.4	29.870	104.9	2:11.694	5	36.365	69.1	55.233	73.0	26.937	105.7	1:58.535
2	36.884	72.9	54.506	71.0	27.543	106.5	1:58.933	6	34.066	86.7	50.455	71.3	27.762	104.7	1:52.283
3	35.281	83.9	51.781	73.3	27.455	105.5	1:54.517	7	35.519	87.6	50.950	80.6	28.015	104.7	1:54.484
4	34.353	86.3	51.575	72.6	27.640	105.2	1:53.568	8	33.765	88.6	49.847	75.1	26.927	100.9	1:50.539

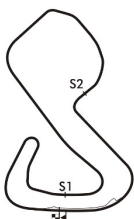


**Session Start: 09:44:39 - Finish: 09:59:41**  
**Weather/Track Conditions: Cloud / Dry**  
**Circuit: Brands Hatch Grand Prix Circuit**  
**Track Length: 3.916 Km - 2.4330 miles**

# Legends of Brands Hatch Superprix - 1 - 2 Jul 2017

## HSCC Historic Formula Ford with Avon Tyres, Radio Caroline & Titan Historic Racing Qualifying 2 - Sector Analysis

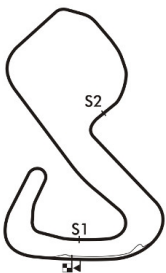
177 Peter Hannam (OF)								Nike Mk6							
Lap	Sect-1	Speed	Sect-2	Speed	Sect-3	Speed	Laptime Pit	Lap	Sect-1	Speed	Sect-2	Speed	Sect-3	Speed	Laptime Pit
1	Out	81.7	57.394	56.4	29.002	104.2	2:10.710	5	34.067	88.6	49.693	74.5	26.103	108.2	1:49.863
2	37.264	83.7	53.720	72.2	27.403	106.4	1:58.387	6	33.771	89.2	49.221	79.1	27.292	105.9	1:50.284
3	36.024	87.9	52.107	70.3	26.988	107.4	1:55.119	7	33.290	90.3	49.258	74.6	26.044	108.9	1:48.592
4	35.126	88.6	49.483	74.9	26.148	108.6	1:50.757	8	34.626	89.5	52.575	59.9	26.250	108.6	1:53.451



# Legends of Brands Hatch Superprix - 1 - 2 Jul 2017

## HSCC Historic Formula Ford with Avon Tyres, Radio Caroline & Titan Historic Racing Qualifying 2 - Best Sector Times

	SECTOR 1			SECTOR 2			SECTOR 3			IDEAL / BEST LAP COMPARISON					
	NO	TIME	LAP	NO	TIME	LAP	NO	TIME	LAP	NO	NAME	BEST	IN	IDEAL	DIFF
1	48	30.940	7	94	43.894	9	48	23.849	6	94	Michael O'Brien	1:38.930	9	1:38.753	+0.177
2	94	30.957	8	3	44.088	9	94	23.902	2	48	Benn Tilley	1:39.178	9	1:39.074	+0.104
3	4	31.161	9	4	44.139	7	4	23.965	9	4	Max im Bartell	1:39.544	9	1:39.265	+0.279
4	3	31.196	8	15	44.244	8	3	24.113	9	3	Benn Simms	1:39.982	9	1:39.397	+0.585
5	15	31.323	7	48	44.285	9	36	24.411	7	15	Matthew Wrigley	1:40.427	9	1:40.015	+0.412
6	13	31.361	6	29	44.645	9	13	24.412	5	29	Westie Mitchell	1:40.747	9	1:40.747	+0.000
7	29	31.506	9	36	45.057	8	15	24.448	9	36	Rob Smith	1:41.358	9	1:41.152	+0.206
8	36	31.684	9	13	45.546	9	29	24.596	9	13	Stuart Kestenbaum	1:41.742	9	1:41.319	+0.423
9	14	31.907	5	56	45.878	9	14	24.607	9	14	Neil Shinner	1:43.009	5	1:42.773	+0.236
10	56	31.913	9	88	45.976	9	77	24.808	8	56	Roland Svensson	1:43.275	9	1:42.715	+0.560
11	77	32.166	8	22	46.139	4	56	24.924	7	77	Chris Sharples	1:43.520	8	1:43.520	+0.000
12	22	32.270	4	14	46.259	4	88	25.047	9	88	Chris Stuart	1:43.523	9	1:43.498	+0.025
13	66	32.335	9	77	46.546	8	20	25.108	9	22	Tim Brise	1:44.123	4	1:43.752	+0.371
14	20	32.383	9	20	46.585	8	27	25.126	8	20	Kevin Stanzl	1:44.316	9	1:44.076	+0.240
15	88	32.475	4	66	46.985	8	35	25.289	7	27	Dick Dixon	1:44.856	8	1:44.772	+0.084
16	27	32.595	5	27	47.051	8	22	25.343	6	66	Andrew Wiggins	1:45.083	9	1:44.772	+0.311
17	26	32.897	6	35	47.058	7	26	25.377	5	35	Michael Rasper	1:45.266	7	1:45.266	+0.000
18	35	32.919	7	26	47.460	8	66	25.452	8	26	John Slack	1:46.458	7	1:45.734	+0.724
19	177	33.290	7	41	48.539	6	41	26.034	8	177	Peter Hannam	1:48.592	7	1:48.555	+0.037
20	114	33.765	8	177	49.221	6	177	26.044	7	41	Paul Unsworth	1:49.120	8	1:48.653	+0.467
21	18	34.041	8	114	49.847	8	18	26.852	3	114	Phil Nelson	1:50.539	8	1:50.539	+0.000
22	41	34.080	7	18	50.143	8	114	26.927	8	18	Bill Cowing	1:51.095	8	1:51.036	+0.059
23	71	35.077	7	71	50.216	7	71	27.290	5	71	Alan Cook	1:53.132	7	1:52.583	+0.549
24	2	36.400	5	2	53.490	7	2	28.324	4	2	Alison Langridge	1:58.972	7	1:58.214	+0.758
25	31	37.010	6	31	56.047	5	31	28.714	7	31	John Emery	2:03.078	6	2:01.771	+1.307



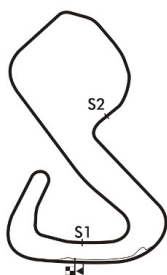
**Session Start: 09:44:39 - Finish: 09:59:41**  
**Weather/Track Conditions: Cloud / Dry**  
**Circuit: Brands Hatch Grand Prix Circuit**  
**Track Length: 3.916 Km - 2.4330 miles**



## Legends of Brands Hatch Superprix - 1 - 2 Jul 2017

### HSCC Historic Formula Ford with Avon Tyres, Radio Caroline & Titan Historic Racing Qualifying 2 - Best Sector Speeds

	NO	SECTOR 1	MPH	NO	SECTOR 2	MPH	NO	SECTOR 3	MPH
1	4	Max im Bartell	94.3	48	Benn Tilley	93.7	94	Michael O'Brien	116.7
2	15	Matthew Wrigley	93.9	15	Matthew Wrigley	91.2	4	Max im Bartell	115.5
3	94	Michael O'Brien	93.9	3	Benn Simms	91.1	29	Westie Mitc hell	114.3
4	56	Roland Svensson	93.3	94	Michael O'Brien	90.0	48	Benn Tilley	113.9
5	3	Benn Simms	93.1	4	Max im Bartell	89.7	3	Benn Simms	113.3
6	13	Stuart Kestenbaum	93.1	13	Stuart Kestenbaum	89.3	13	Stuart Kestenbaum	113.3
7	14	Neil Shinner	93.0	29	Westie Mitc hell	89.3	36	Rob Smith	112.8
8	48	Benn Tilley	93.0	56	Roland Svensson	89.3	14	Neil Shinner	112.6
9	29	Westie Mitc hell	92.1	36	Rob Smith	88.5	15	Matthew Wrigley	112.6
10	20	Kevin Stanzl	92.0	22	Tim Brise	85.4	27	Dick Dixon	112.0
11	35	Michael Rasper	91.5	77	Chris Sharples	85.3	56	Roland Svensson	111.3
12	36	Rob Smith	91.5	14	Neil Shinner	84.6	20	Kevin Stanzl	111.1
13	22	Tim Brise	91.4	88	Chris Stuart	81.9	22	Tim Brise	110.7
14	77	Chris Sharples	91.2	66	Andrew Wiggins	81.1	35	Michael Rasper	110.7
15	66	Andrew Wiggins	90.9	20	Kevin Stanzl	80.8	88	Chris Stuart	110.4
16	26	John Slack	90.4	27	Dick Dixon	80.7	66	Andrew Wiggins	109.5
17	177	Peter Hannam	90.3	114	Phil Nelson	80.6	77	Chris Sharples	109.3
18	27	Dick Dixon	90.1	18	Bill Cow ing	79.4	26	John Slack	109.1
19	18	Bill Cow ing	89.7	177	Peter Hannam	79.1	41	Paul Unsworth	109.1
20	88	Chris Stuart	89.2	41	Paul Unsworth	78.8	177	Peter Hannam	108.9
21	114	Phil Nelson	88.6	26	John Slack	77.7	71	Alan Cook	107.4
22	41	Paul Unsworth	87.8	35	Michael Rasper	77.6	18	Bill Cow ing	107.2
23	71	Alan Cook	86.3	71	Alan Cook	77.6	114	Phil Nelson	106.5
24	2	Alison Langridge	83.1	2	Alison Langridge	70.8	2	Alison Langridge	105.9
25	31	John Emery	78.8	31	John Emery	68.5	31	John Emery	100.5



**Session Start: 09:44:39 - Finish: 09:59:41**  
**Weather/Track Conditions: Cloud / Dry**  
**Circuit: Brands Hatch Grand Prix Circuit**  
**Track Length: 3.916 Km - 2.4330 miles**



## Legends of Brands Hatch Superprix - 1 - 2 Jul 2017

### HSCC Historic Formula Ford with Avon Tyres, Radio Caroline & Titan Historic Racing Race 1 - Starting Grid

Sheet No:

*Start Time : 13:25 - Heat Duration : 20 Minutes*

19		37	<b>39</b>	Michael Richings		38	<b>31</b>	John Emery
18		35	<b>32</b>	Nigel Adams		36	<b>2</b>	Alison Langridge
17		33	<b>47</b>	Louis Hanjoul		34	<b>71</b>	Alan Cook
16		31	<b>81</b>	James Lovett		32	<b>18</b>	Bill Cowing
15		29	<b>46</b>	Stuart Dix		30	<b>114</b>	Phil Nelson
14		27	<b>19</b>	Stephen King		28	<b>41</b>	Paul Unsworth
13		25	<b>87</b>	Ian Jeary		26	<b>177</b>	Peter Hannam
12		23	<b>93</b>	Rudolf Ernst		24	<b>26</b>	John Slack
11		21	<b>122</b>	Chris Williams		22	<b>35</b>	Michael Rasper
10		19	<b>7</b>	Robs Lamplough		20	<b>66</b>	Andrew Wiggins
9		17	<b>49</b>	Harvey Sykes		18	<b>27</b>	Dick Dixon
8		15	<b>82</b>	Lee Penson		16	<b>20</b>	Kevin Stanzl
7		13	<b>72</b>	Alistair Littlewood		14	<b>22</b>	Tim Brise
6		11	<b>8</b>	Andrew Mansell		12	<b>88</b>	Chris Stuart
5		9	<b>75</b>	Daniel Pickett		10	<b>77</b>	Chris Sharples
4		7	<b>21</b>	Ross Drybrough		8	<b>56</b>	Roland Svensson
3		5	<b>17</b>	Brian Morris		6	<b>14</b>	Neil Shinner
2		3	<b>58</b>	Michael Grant Peterkin		4	<b>13</b>	Stuart Kestenbaum
1		1	<b>73</b>	Ed Thurston		2	<b>36</b>	Rob Smith

Pole Right

ROW

These results are provisional until the conclusion of any judicial and technical matters.

*Circuit: Brands Hatch Grand Prix Circuit*

*Track Length: 3.916 Km - 2.4330 miles*

Clerk of the Course:

Timekeeper:

Issued at:

Julian Floyd

Nick Palmer



Printed : 01-07-2017 - 10:06

## Legends of Brands Hatch Superprix - 1 - 2 Jul 2017

### HSCC Derek Bell Trophy with Classic Formula 3 supported by MB Wheels

#### Qualifying for Race 4 - Classification

Sheet No:

POS	NO	DRIVER/S	CLASS		CAR MAKE / MODEL	TIME	ON	LAPS	GAP	DIFF	MPH
			CLASS	POS							
1	65	Jamie Brashaw	F	1	March 73A	1:25.429	13	13			102.53
2	54	Richard Evans	B	1	March 79B	1:25.790	7	13	0.361	0.361	102.10
3	7	Neil Glover	F	2	Chevron B37	1:26.261	8	12	0.832	0.471	101.54
4	30	Paul Campfield	F	3	Chevron B24	1:29.103	4	9	3.674	2.842	98.30
5	22	Mark Dwyer	C	1	March 742	1:29.315	3	3	3.886	0.212	98.07
6	9	Frazer Gibney	C	2	March 782	1:30.737	5	8	5.308	1.422	96.53
7	74	Frank Lyons	F	4	Gurney Eagle FA74	1:30.792	8	12	5.363	0.055	96.47
8	42	Mark Charteris	B	2	March 742	1:31.149	8	10	5.720	0.357	96.09
9	117	Michael Bletsoe-Brown	C	3	Chevron B27	1:31.445	8	12	6.016	0.296	95.78
10	5	Chris Atkinson	E	1	Surtees TS8	1:32.188	11	11	6.759	0.743	95.01
11	88	Cameron Jackson	CFA	1	Euroracing 101	1:32.476	10	11	7.047	0.288	94.71
12	1	Martyn Donn	B	3	Lola T760	1:32.525	5	7	7.096	0.049	94.66
13	20	Gaius Ghinn	CFA	2	Ralt RT3	1:32.640	10	12	7.211	0.115	94.55
14	55	Maxim Bartell	CFA	3	Chevron B34	1:33.023	4	8	7.594	0.383	94.16
15	71	Richard Trott	CFA	4	Chevron B43	1:33.137	5	9	7.708	0.114	94.04
16	17	Keith White	CFA	5	Ralt RT1	1:33.425	12	12	7.996	0.288	93.75
17	82	Paul Smith	CFA	6	Ralt RT3	1:34.687	5	8	9.258	1.262	92.50
18	35	Marc Mercer	H	1	Van Diemen RF82	1:36.159	6	10	10.730	1.472	91.09
19	38	Hugh Price	CFA	7	Chevron B38	1:36.263	6	12	10.834	0.104	90.99
20	93	Rudolf Ernst	C	4	March 752	1:36.479	6	12	11.050	0.216	90.78
21	8	David Thorburn	CFA	8	Ralt RT3	1:37.239	7	11	11.810	0.760	90.07
22	27	Glenn Eagling	CFB	1	Ensign 73-F3-17	1:39.971	7	8	14.542	2.732	87.61
23	28	George Fowler	H	2	Reynard SF84	1:40.193	12	12	14.764	0.222	87.42
24	41	David Mercer	G	1	Reynard SF78	1:40.551	6	10	15.122	0.358	87.11
25	62	Graham Kiddy	CFA	9	Argo JM3	1:41.607	11	11	16.178	1.056	86.20
26	12	Drew Cameron	H	3	Van Diemen RF83	1:43.522	7	11	18.093	1.915	84.61
27	21	Lorraine Gathercole	A	1	March 712	1:46.590	7	7	21.161	3.068	82.17
28	44	Paul Tonkin	CFB	2	Brabham BT41	1:47.714	10	10	22.285	1.124	81.32
29	34	Peter Finnigan	H	4	Van Diemen RF82	1:51.904	7	10	26.475	4.190	78.27
30	32	Adam Simmonds	E	2	Lola T142	1:54.407	9	9	28.978	2.503	76.56
31	75	Michael Scott	B	4	March 75B						

Session Start: 10:06:14 - Finish: 10:26:19

Weather/Track Conditions: Cloud / Dry

Circuit: Brands Hatch Grand Prix Circuit

Track Length: 3.916 Km - 2.4330 miles

These results are provisional until the conclusion of any judicial and technical matters.

Clerk of the Course:

Julian Floyd

Timekeeper:

Nick Palmer

Issued at:

# Legends of Brands Hatch Superprix - 1 - 2 Jul 2017

## HSCC Derek Bell Trophy with Classic Formula 3 supported by MB Wheels

### Qualifying for Race 4 - Sector Analysis

1 Martyn Donn (B)								Lola T760							
lap	Sect-1	Speed	Sect-2	Speed	Sect-3	Speed	Laptime Pit	lap	Sect-1	Speed	Sect-2	Speed	Sect-3	Speed	Laptime Pit
1	Out	83.2	49.048	73.9	24.752	121.3	1:55.039	5	28.693	105.7	41.609	93.0	22.223	124.9	1:32.525
2	30.896	90.5	43.510	88.8	22.838	124.9	1:37.244	6	32.113	105.4	41.306	90.5	23.064	124.5	1:36.483
3	29.338	106.0	41.567	83.8	22.929	125.4	1:33.834	7	29.017	102.0	42.283	88.6	In		4:19.703 P
4	29.859	103.3	40.736	93.0	22.100	126.1	1:32.695	8							

5 Chris Atkinson (E)								Surtees TS8							
lap	Sect-1	Speed	Sect-2	Speed	Sect-3	Speed	Laptime Pit	lap	Sect-1	Speed	Sect-2	Speed	Sect-3	Speed	Laptime Pit
1	Out	78.7	51.344	60.5	In		2:54.562 P	7	31.119	110.2	41.372	94.1	21.508	144.2	1:33.999
2	Out	89.9	45.634	78.0	23.761	128.0	1:48.881	8	30.204	113.0	40.918	89.9	21.395	144.8	1:32.517
3	31.230	100.3	44.250	82.1	22.197	143.6	1:37.677	9	29.536	105.5	41.252	78.8	22.329	143.3	1:33.117
4	30.202	105.5	44.442	78.7	22.353	141.7	1:36.997	10	29.469	108.6	41.330	77.5	21.973	144.2	1:32.772
5	34.011	100.8	42.922	83.3	24.016	139.7	1:40.949	11	29.341	114.5	40.855	86.8	21.992	141.4	1:32.188
6	29.802	108.8	43.403	86.7	22.071	144.8	1:35.276	12							

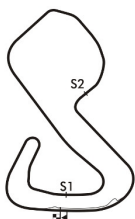
7 Neil Glover (F)								Chevron B37							
lap	Sect-1	Speed	Sect-2	Speed	Sect-3	Speed	Laptime Pit	lap	Sect-1	Speed	Sect-2	Speed	Sect-3	Speed	Laptime Pit
1	Out	79.3	51.470	71.3	22.492	144.2	1:52.679	7	28.349	114.7	40.384	91.7	21.264	148.6	1:29.997
2	29.094	99.2	41.711	89.7	21.285	147.3	1:32.090	8	27.577	118.1	38.277	97.7	20.407	149.3	1:26.261
3	31.078	102.5	41.770	86.3	21.306	148.6	1:34.154	9	27.727	118.8	38.818	98.5	23.887	122.4	1:30.432
4	27.929	109.5	40.039	97.4	20.547	149.0	1:28.515	10	30.670	101.7	43.384	68.7	In		2:49.302 P
5	28.839	100.0	42.890	81.8	21.781	145.1	1:33.510	11	Out	114.1	40.330	78.6	21.827	147.3	1:32.967
6	29.639	105.9	41.174	93.5	21.111	148.6	1:31.924	12	27.444	116.3	38.345	88.1	20.662	150.0	1:26.451

8 David Thorburn (CFA)								Ralt RT3							
lap	Sect-1	Speed	Sect-2	Speed	Sect-3	Speed	Laptime Pit	lap	Sect-1	Speed	Sect-2	Speed	Sect-3	Speed	Laptime Pit
1	Out	90.3	52.156	65.0	26.447	117.1	1:57.878	7	30.158	100.2	43.581	87.0	23.500	119.4	1:37.239
2	33.316	87.7	48.592	71.8	27.372	115.9	1:49.280	8	29.863	100.6	43.453	85.9	24.229	119.8	1:37.545
3	32.491	93.1	46.542	77.6	24.854	117.5	1:43.887	9	31.946	94.6	45.583	77.5	24.610	119.0	1:42.139
4	31.018	99.3	45.462	79.7	24.498	117.3	1:40.978	10	32.609	95.0	44.666	72.5	24.954	119.8	1:42.229
5	30.988	99.3	45.199	79.6	24.162	118.5	1:40.349	11	30.311	99.8	44.533	80.5	24.195	119.4	1:39.039
6	30.672	99.0	44.500	81.6	24.053	119.0	1:39.225	12							

9 Frazer Gibney (C)								March 782							
lap	Sect-1	Speed	Sect-2	Speed	Sect-3	Speed	Laptime Pit	lap	Sect-1	Speed	Sect-2	Speed	Sect-3	Speed	Laptime Pit
1	Out	85.0	48.602	73.3	24.165	129.7	1:53.328	5	28.642	109.0	39.861	97.8	22.234	135.2	1:30.737
2	31.852	94.8	43.665	90.1	22.869	132.3	1:38.386	6	30.295	101.4	42.626	81.4	23.006	133.6	1:35.927
3	29.690	103.7	40.901	99.7	21.849	134.9	1:32.440	7	28.748	106.4	42.600	97.1	21.980	135.2	1:33.328
4	29.704	109.0	41.752	85.6	22.733	132.3	1:34.189	8	48.812	104.7	43.041	96.4	21.980	134.1	1:53.833

12 Drew Cameron (H)								Van Diemen RF83							
lap	Sect-1	Speed	Sect-2	Speed	Sect-3	Speed	Laptime Pit	lap	Sect-1	Speed	Sect-2	Speed	Sect-3	Speed	Laptime Pit
1	Out	80.9	50.755	67.6	25.429	111.3	1:57.707	7	31.432	94.3	47.055	74.4	25.035	114.5	1:43.522
2	32.963	85.0	49.534	73.0	24.499	112.6	1:46.996	8	35.189	89.8	48.856	72.7	25.111	113.2	1:49.156
3	32.301	77.3	47.217	77.1	24.331	113.7	1:43.849	9	37.650	83.9	48.719	65.1	26.109	111.8	1:52.478
4	32.334	88.9	48.007	74.8	24.440	113.5	1:44.781	10	33.294	81.9	45.621	72.3	24.864	113.9	1:43.779
5	34.262	95.2	47.140	73.8	24.322	114.1	1:45.724	11	31.568	94.6	47.490	73.4	25.804	112.8	1:44.862
6	35.262	93.5	48.909	76.3	25.345	114.3	1:49.516	12							

17 Keith White (CFA)								Ralt RT1							
lap	Sect-1	Speed	Sect-2	Speed	Sect-3	Speed	Laptime Pit	lap	Sect-1	Speed	Sect-2	Speed	Sect-3	Speed	Laptime Pit
1	Out	88.6	48.357	81.3	25.528	115.3	1:53.947	7	29.878	103.3	42.466	74.5	24.073	122.2	1:36.417
2	33.071	90.6	44.824	87.6	23.417	120.7	1:41.312	8	30.181	102.6	41.748	96.0	22.923	121.1	1:34.852
3	30.842	101.1	42.421	96.1	23.137	120.4	1:36.400	9	30.161	103.3	42.102	83.7	23.720	121.3	1:35.983
4	30.256	102.2	43.079	88.9	23.416	120.2	1:36.751	10	30.171	99.0	41.568	86.6	23.085	122.0	1:34.824
5	30.172	102.2	41.530	95.5	22.730	121.5	1:34.432	11	29.063	103.9	41.355	84.6	23.187	122.2	1:33.605
6	29.999	102.8	41.431	96.7	22.614	122.2	1:34.044	12	29.025	103.7	41.735	88.6	22.665	122.9	1:33.425



Session Start: 10:06:14 - Finish: 10:26:19  
 Weather/Track Conditions: Cloud / Dry  
 Circuit: Brands Hatch Grand Prix Circuit  
 Track Length: 3.916 Km - 2.4330 miles

# Legends of Brands Hatch Superprix - 1 - 2 Jul 2017

## HSCC Derek Bell Trophy with Classic Formula 3 supported by MB Wheels

### Qualifying for Race 4 - Sector Analysis

20 Gaius Ghinn (CFA)								Ralt RT3							
lap	Sect-1	Speed	Sect-2	Speed	Sect-3	Speed	Laptime Pit	lap	Sect-1	Speed	Sect-2	Speed	Sect-3	Speed	Laptime Pit
1	Out	78.4	49.455	81.3	24.054	119.4	1:52.860	7	34.209	97.7	41.337	91.3	22.763	121.8	1:38.309
2	31.410	96.6	43.493	83.2	23.376	121.5	1:38.279	8	29.862	103.3	41.558	90.5	22.682	122.0	1:34.102
3	29.829	101.7	42.282	92.8	23.626	117.5	1:35.737	9	29.471	103.0	43.469	62.5	26.118	122.2	1:39.058
4	29.939	101.7	42.145	90.0	22.514	122.0	1:34.598	10	29.762	103.1	40.725	91.6	22.153	122.4	1:32.640
5	29.154	103.3	41.072	90.3	22.588	119.4	1:32.814	11	28.956	103.7	41.219	88.5	22.772	122.4	1:32.947
6	31.044	103.4	42.263	84.3	23.783	121.8	1:37.090	12	29.018	104.2	42.068	87.8	22.462	122.6	1:33.548

21 Lorraine Gathercole (A)								March 712							
lap	Sect-1	Speed	Sect-2	Speed	Sect-3	Speed	Laptime Pit	lap	Sect-1	Speed	Sect-2	Speed	Sect-3	Speed	Laptime Pit
1	Out	74.0	56.276	66.2	28.407	103.0	2:08.797	5	34.243	86.1	48.385	82.3	25.761	114.5	1:48.389
2	36.837	83.3	51.167	72.6	26.919	112.8	1:54.923	6	34.962	87.8	48.218	79.1	25.552	116.3	1:48.732
3	34.962	83.9	49.655	73.9	26.038	110.0	1:50.655	7	32.840	91.9	46.880	62.7	26.870	113.9	1:46.590
4	33.878	88.7	50.308	75.5	25.558	112.0	1:49.744	8							

22 Mark Dwyer (C)								March 742							
lap	Sect-1	Speed	Sect-2	Speed	Sect-3	Speed	Laptime Pit	lap	Sect-1	Speed	Sect-2	Speed	Sect-3	Speed	Laptime Pit
1	Out	78.4	46.672	87.2	22.594	135.2	1:50.352	3	28.127	106.0	39.547	97.8	21.641	137.4	1:29.315
2	29.551	101.6	40.752	95.5	21.569	136.3	1:31.872	4							

27 Glenn Eagling (CFB)								Ensign 73-F3-17							
lap	Sect-1	Speed	Sect-2	Speed	Sect-3	Speed	Laptime Pit	lap	Sect-1	Speed	Sect-2	Speed	Sect-3	Speed	Laptime Pit
1	Out	85.2	52.552	75.8	27.477	108.2	2:02.550	5	31.547	93.1	44.852	89.7	24.281	111.8	1:40.680
2	33.719	90.7	46.872	83.4	25.102	111.1	1:45.693	6	31.624	91.9	44.406	91.0	24.154	111.8	1:40.184
3	31.891	92.6	47.241	84.5	24.615	110.7	1:43.747	7	31.306	93.1	44.088	88.6	24.577	111.5	1:39.971
4	31.515	93.3	44.850	87.6	24.492	111.7	1:40.857	8	31.577	94.3	44.133	91.6	In		2:30.701 P

28 George Fowler (H)								Reynard SF84							
lap	Sect-1	Speed	Sect-2	Speed	Sect-3	Speed	Laptime Pit	lap	Sect-1	Speed	Sect-2	Speed	Sect-3	Speed	Laptime Pit
1	Out	85.1	50.661	82.3	26.026	112.8	1:56.530	7	32.588	94.2	45.398	88.0	24.135	116.5	1:42.121
2	33.964	92.9	47.904	85.8	24.704	114.7	1:46.572	8	31.754	95.9	45.011	88.4	24.350	116.5	1:41.115
3	32.468	91.1	46.557	86.6	24.665	116.9	1:43.690	9	32.222	95.9	44.100	91.3	49.585	114.7	2:05.907
4	31.761	94.2	45.684	85.3	24.535	115.5	1:41.980	10	33.247	92.6	46.380	76.8	25.856	115.3	1:45.483
5	31.703	95.6	45.521	85.7	24.654	116.9	1:41.878	11	31.696	95.9	44.519	88.1	24.933	115.9	1:41.148
6	31.825	95.2	46.166	80.6	25.556	116.5	1:43.547	12	31.444	95.4	44.638	87.1	24.111	116.3	1:40.193

30 Paul Campfield (F)								Chevron B24							
lap	Sect-1	Speed	Sect-2	Speed	Sect-3	Speed	Laptime Pit	lap	Sect-1	Speed	Sect-2	Speed	Sect-3	Speed	Laptime Pit
1	Out	70.7	52.446	75.1	25.025	128.2	2:01.082	6	28.974	105.2	40.391	93.9	21.327	146.7	1:30.692
2	33.302	87.9	43.249	88.3	22.092	142.0	1:38.643	7	29.251	99.5	40.889	72.8	23.540	143.6	1:33.680
3	29.475	102.6	41.732	91.1	21.972	143.6	1:33.179	8	28.516	103.4	40.267	89.3	21.163	146.1	1:29.946
4	28.831	107.2	39.656	96.8	20.616	149.0	1:29.103	9	29.296	106.0	39.987	96.3	21.465	146.1	1:30.748
5	28.833	100.5	39.794	89.2	21.500	147.7	1:30.127	10							

32 Adam Simmonds (E)								Lola T142							
lap	Sect-1	Speed	Sect-2	Speed	Sect-3	Speed	Laptime Pit	lap	Sect-1	Speed	Sect-2	Speed	Sect-3	Speed	Laptime Pit
1	Out	65.3	1:02.205	59.9	30.631	96.2	2:22.507	6	36.774	83.5	51.544	71.1	26.601	112.2	1:54.919
2	39.228	78.3	57.067	61.9	28.493	105.2	2:04.788	7	36.431	88.0	52.950	67.2	27.591	112.4	1:56.972
3	38.046	76.0	53.221	71.0	27.704	105.4	1:58.971	8	36.261	85.9	51.970	65.3	28.371	107.9	1:56.602
4	37.799	81.4	52.683	71.7	27.493	107.4	1:57.975	9	36.477	83.6	50.824	69.0	27.106	111.8	1:54.407
5	36.619	86.4	52.936	68.0	27.671	110.9	1:57.226	10							

34 Peter Finnigan (H)								Van Diemen RF82							
lap	Sect-1	Speed	Sect-2	Speed	Sect-3	Speed	Laptime Pit	lap	Sect-1	Speed	Sect-2	Speed	Sect-3	Speed	Laptime Pit
1	Out	76.4	54.970	68.5	27.778	107.7	2:06.442	6	35.236	85.4	51.201	65.1	27.308	110.2	1:53.745
2	36.393	80.1	52.232	74.4	26.632	110.4	1:55.257	7	34.435	85.7	51.240	75.6	26.229	111.7	1:51.904
3	35.236	82.1	51.979	71.7	26.501	109.5	1:53.716	8	37.075	73.5	58.618	64.1	28.274	107.6	2:03.967
4	35.729	82.4	53.205	69.7	27.288	108.8	1:56.222	9	36.039	83.7	50.655	68.7	27.062	110.2	1:53.756
5	34.383	88.4	51.156	72.0	26.951	106.4	1:52.490	10	36.272	86.8	52.057	77.0	26.286	110.4	1:54.615



Session Start: 10:06:14 - Finish: 10:26:19  
 Weather/Track Conditions: Cloud / Dry  
 Circuit: Brands Hatch Grand Prix Circuit  
 Track Length: 3.916 Km - 2.4330 miles

# Legends of Brands Hatch Superprix - 1 - 2 Jul 2017

## HSCC Derek Bell Trophy with Classic Formula 3 supported by MB Wheels

### Qualifying for Race 4 - Sector Analysis

35 Marc Mercer (H)								Van Diemen RF82							
lap	Sect-1	Speed	Sect-2	Speed	Sect-3	Speed	Laptime Pit	lap	Sect-1	Speed	Sect-2	Speed	Sect-3	Speed	Laptime Pit
1	Out	87.6	49.946	75.6	25.578	112.4	1:55.669	6	30.120	96.2	42.896	90.7	23.143	115.7	1:36.159
2	32.404	94.6	45.370	84.1	24.187	114.5	1:41.961	7	30.052	97.0	42.770	90.6	26.729	113.5	1:39.551
3	30.856	95.8	45.105	78.7	23.677	115.1	1:39.638	8	33.383	92.4	46.952	65.6	25.296	115.1	1:45.631
4	30.595	96.3	44.121	88.1	23.265	115.5	1:37.981	9	30.766	95.5	44.409	68.7	24.534	115.7	1:39.709
5	30.674	95.8	43.176	92.5	23.112	115.7	1:36.962	10	29.991	96.6	43.696	81.1	23.611	117.1	1:37.298

38 Hugh Price (CFA)								Chevron B38							
lap	Sect-1	Speed	Sect-2	Speed	Sect-3	Speed	Laptime Pit	lap	Sect-1	Speed	Sect-2	Speed	Sect-3	Speed	Laptime Pit
1	Out	83.1	50.689	67.6	25.193	118.7	1:56.141	7	31.274	97.2	42.786	86.2	23.847	121.1	1:37.907
2	32.152	97.3	44.360	86.0	23.461	121.1	1:39.973	8	35.010	89.7	44.410	82.3	25.048	120.4	1:44.468
3	30.952	97.9	44.318	84.9	23.280	122.0	1:38.550	9	34.091	87.2	52.073	66.4	25.268	119.6	1:51.432
4	31.292	97.0	43.382	85.9	22.917	122.6	1:37.591	10	30.832	99.9	42.817	77.9	23.903	119.8	1:37.552
5	30.815	99.3	43.284	83.3	23.555	120.7	1:37.654	11	30.443	97.2	43.066	86.6	22.863	122.4	1:36.372
6	30.574	100.0	42.758	84.9	22.931	121.8	1:36.263	12	30.543	94.6	43.213	84.0	23.086	120.4	1:36.842

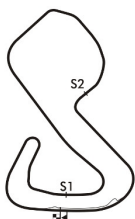
41 David Mercer (G)								Reynard SF78							
lap	Sect-1	Speed	Sect-2	Speed	Sect-3	Speed	Laptime Pit	lap	Sect-1	Speed	Sect-2	Speed	Sect-3	Speed	Laptime Pit
1	Out	86.5	50.082	77.8	26.543	109.5	1:58.515	6	31.426	96.3	44.833	89.3	24.292	114.1	1:40.551
2	34.451	86.5	49.667	83.9	25.173	111.8	1:49.291	7	31.178	96.3	45.489	91.2	24.366	114.5	1:41.033
3	33.212	92.2	48.815	69.4	25.112	113.5	1:47.139	8	34.022	88.6	50.647	69.4	25.970	114.9	1:50.639
4	31.717	95.2	45.579	90.6	24.130	114.3	1:41.426	9	32.184	92.0	44.857	76.1	25.376	114.3	1:42.417
5	32.187	93.5	45.984	90.3	23.996	113.5	1:42.167	10	31.224	95.5	45.240	79.8	24.560	115.5	1:41.024

42 Mark Charteris (B)								March 742							
lap	Sect-1	Speed	Sect-2	Speed	Sect-3	Speed	Laptime Pit	lap	Sect-1	Speed	Sect-2	Speed	Sect-3	Speed	Laptime Pit
1	Out	68.8	53.356	72.2	25.059	120.4	2:01.494	6	51.258	99.2	42.175	91.1	22.772	125.6	1:56.205
2	33.016	96.5	44.325	93.0	23.540	124.7	1:40.881	7	30.139	104.9	41.759	92.0	22.017	126.6	1:33.915
3	30.117	103.7	42.706	92.7	22.384	126.3	1:35.207	8	29.219	105.2	40.234	92.6	21.696	126.6	1:31.149
4	30.794	104.6	41.199	90.9	21.942	126.8	1:33.935	9	28.676	103.3	42.471	91.2	23.598	126.3	1:34.745
5	29.180	105.4	42.550	91.8	22.560	125.6	1:34.290	10	28.959	104.9	39.999	86.5	22.466	127.0	1:31.424

44 Paul Tonkin (CFB)								Brabham BT41							
lap	Sect-1	Speed	Sect-2	Speed	Sect-3	Speed	Laptime Pit	lap	Sect-1	Speed	Sect-2	Speed	Sect-3	Speed	Laptime Pit
1	Out	72.4	55.429	66.0	28.639	107.0	2:07.601	6	33.709	88.8	50.285	72.2	27.328	108.9	1:51.322
2	34.836	88.5	51.585	74.3	26.895	109.7	1:53.316	7	34.456	86.1	49.718	70.6	26.833	108.8	1:51.007
3	34.750	89.5	50.449	74.8	26.613	108.8	1:51.812	8	37.496	74.8	54.071	62.6	28.250	102.0	1:59.817
4	34.440	84.2	50.752	76.4	26.705	109.1	1:51.897	9	36.987	88.2	49.469	72.6	27.347	105.4	1:53.803
5	35.166	88.5	50.781	80.2	26.097	109.8	1:52.044	10	33.643	89.7	48.156	77.4	25.915	110.6	1:47.714

54 Richard Evans (B)								March 79B							
lap	Sect-1	Speed	Sect-2	Speed	Sect-3	Speed	Laptime Pit	lap	Sect-1	Speed	Sect-2	Speed	Sect-3	Speed	Laptime Pit
1	Out	98.7	43.641	83.6	22.718	131.8	1:43.417	8	28.117	107.0	39.239	90.9	21.870	134.1	1:29.226
2	29.295	109.7	41.969	87.6	21.605	133.6	1:32.869	9	31.048	107.7	40.838	100.0	20.815	136.0	1:32.701
3	27.946	104.9	39.552	101.3	20.930	134.9	1:28.428	10	27.265	113.7	39.573	87.3	21.841	135.7	1:28.679
4	27.458	110.4	41.574	87.3	21.030	134.7	1:30.062	11	27.691	112.4	38.145	92.8	21.933	133.1	1:27.769
5	27.524	112.6	38.542	97.2	20.723	135.5	1:26.789	12	28.280	104.9	40.424	78.7	21.521	135.7	1:30.225
6	28.499	101.9	41.130	82.9	21.999	134.9	1:31.628	13	28.750	108.6	39.644	85.1	21.557	133.9	1:29.951
7	27.358	113.0	37.810	103.2	20.622	135.5	1:25.790	14							

55 Maxim Bartell (CFA)								Chevron B34							
lap	Sect-1	Speed	Sect-2	Speed	Sect-3	Speed	Laptime Pit	lap	Sect-1	Speed	Sect-2	Speed	Sect-3	Speed	Laptime Pit
1	Out	88.7	47.791	87.9	23.017	122.0	1:46.369	5	30.157	103.3	41.313	90.5	22.744	122.2	1:34.214
2	29.624	101.7	41.786	92.8	22.599	122.0	1:34.009	6	29.150	102.8	43.588	85.8	22.605	122.4	1:35.343
3	29.950	100.5	43.718	89.1	22.850	121.5	1:36.518	7	29.373	102.2	41.429	93.7	22.440	122.6	1:33.242
4	29.277	101.6	41.329	95.7	22.417	122.9	1:33.023	8	29.561	102.8	41.305	86.8	22.654	123.1	1:33.520



Session Start: 10:06:14 - Finish: 10:26:19

Weather/Track Conditions: Cloud / Dry

Circuit: Brands Hatch Grand Prix Circuit

Track Length: 3.916 Km - 2.4330 miles

# Legends of Brands Hatch Superprix - 1 - 2 Jul 2017

## HSCC Derek Bell Trophy with Classic Formula 3 supported by MB Wheels

### Qualifying for Race 4 - Sector Analysis

62 Graham Kiddy (CFA)								Argo JM3							
lap	Sect-1	Speed	Sect-2	Speed	Sect-3	Speed	Laptime Pit	lap	Sect-1	Speed	Sect-2	Speed	Sect-3	Speed	Laptime Pit
1	Out	81.2	52.809	69.8	25.101	119.0	1:59.907	7	33.092	93.8	45.295	76.2	24.372	118.7	1:42.759
2	33.232	85.9	47.557	75.8	24.736	120.4	1:45.525	8	33.205	99.9	45.975	68.3	24.918	122.2	1:44.098
3	32.912	95.0	49.350	77.9	24.673	119.6	1:46.935	9	34.085	91.9	49.719	57.9	26.689	112.6	1:50.493
4	33.279	93.3	47.802	77.0	24.684	120.9	1:45.765	10	35.886	88.0	48.626	63.1	24.958	122.2	1:49.470
5	32.556	94.6	46.094	78.5	24.945	119.8	1:43.595	11	31.835	99.6	45.490	71.3	24.282	122.9	1:41.607
6	32.475	98.7	45.245	79.5	23.967	122.0	1:41.687	12							

65 Jamie Brashaw (F)								March 73A							
lap	Sect-1	Speed	Sect-2	Speed	Sect-3	Speed	Laptime Pit	lap	Sect-1	Speed	Sect-2	Speed	Sect-3	Speed	Laptime Pit
1	Out	91.0	49.244	74.6	24.372	134.1	1:54.206	8	27.976	112.4	38.008	96.0	20.899	150.0	1:26.883
2	32.460	99.5	42.542	89.9	21.846	144.5	1:36.848	9	27.792	118.1	38.036	97.9	20.964	151.6	1:26.792
3	29.640	100.3	41.704	89.4	21.255	147.7	1:32.599	10	28.182	115.1	39.982	92.1	21.260	150.3	1:29.424
4	28.436	106.7	38.774	96.8	21.026	141.2	1:28.236	11	27.626	110.7	38.716	97.8	20.610	153.7	1:26.952
5	28.844	110.2	39.030	88.3	20.818	151.0	1:28.692	12	27.602	117.1	38.045	93.0	20.528	151.3	1:26.175
6	28.663	112.8	38.598	98.7	20.860	147.3	1:28.121	13	27.317	118.8	37.420	98.9	20.692	148.6	1:25.429
7	27.820	118.1	39.131	104.1	20.499	149.6	1:27.450	14							

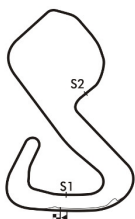
71 Richard Trott (CFA)								Chevron B43							
lap	Sect-1	Speed	Sect-2	Speed	Sect-3	Speed	Laptime Pit	lap	Sect-1	Speed	Sect-2	Speed	Sect-3	Speed	Laptime Pit
1	Out	66.2	52.304	73.0	27.207	115.9	2:03.457	6	31.584	100.0	42.587	84.1	22.951	119.2	1:37.122
2	33.564	94.4	43.922	88.7	23.405	119.0	1:40.891	7	29.487	100.2	43.633	92.3	22.557	120.4	1:35.677
3	31.085	100.2	42.064	91.3	23.085	119.0	1:36.234	8	30.754	101.7	41.131	94.7	22.505	121.5	1:34.390
4	29.803	101.1	41.750	92.1	22.512	119.8	1:34.065	9	29.200	100.9	41.037	92.8	23.642	120.0	1:33.879
5	29.373	100.6	41.271	92.6	22.493	121.8	1:33.137	10							

74 Frank Lyons (F)								Gurney Eagle FA74							
lap	Sect-1	Speed	Sect-2	Speed	Sect-3	Speed	Laptime Pit	lap	Sect-1	Speed	Sect-2	Speed	Sect-3	Speed	Laptime Pit
1	Out	88.2	49.204	73.0	24.794	124.2	1:52.405	7	28.751	113.2	40.826	93.7	21.512	139.4	1:31.089
2	32.073	92.4	44.261	88.3	21.891	128.0	1:38.225	8	28.824	112.2	40.604	94.9	21.364	129.0	1:30.792
3	29.584	112.4	41.863	88.9	21.954	131.2	1:33.401	9	28.873	111.8	40.542	92.3	21.487	134.9	1:30.902
4	29.127	103.4	40.999	92.7	21.181	143.3	1:31.307	10	30.741	103.0	41.106	69.4	23.008	131.5	1:34.855
5	29.176	109.0	41.354	89.3	21.241	138.0	1:31.771	11	29.879	112.0	40.299	84.3	23.581	129.5	1:33.759
6	29.214	109.3	40.932	86.8	22.950	133.9	1:33.096	12	29.862	107.7	41.582	92.8	21.822	118.1	1:33.266

75 Michael Scott (B)								March 75B							
lap	Sect-1	Speed	Sect-2	Speed	Sect-3	Speed	Laptime Pit	lap	Sect-1	Speed	Sect-2	Speed	Sect-3	Speed	Laptime Pit

82 Paul Smith (CFA)								Ralt RT3							
lap	Sect-1	Speed	Sect-2	Speed	Sect-3	Speed	Laptime Pit	lap	Sect-1	Speed	Sect-2	Speed	Sect-3	Speed	Laptime Pit
1	Out	86.1	47.846	71.7	24.553	118.7	1:51.217	5	30.024	99.2	41.954	84.5	22.709	122.0	1:34.687
2	32.032	93.6	46.226	74.6	25.412	111.7	1:43.670	6	30.168	98.4	42.795	87.3	22.654	121.5	1:35.617
3	30.663	98.7	42.796	84.3	23.190	120.4	1:36.649	7	29.791	101.9	41.484	87.2	23.695	121.3	1:34.970
4	30.009	101.9	44.935	83.3	23.099	120.9	1:38.043	8	32.271	97.0	42.436	83.1	23.660	117.5	1:38.367

88 Cameron Jackson (CFA)								Euro racing 101							
lap	Sect-1	Speed	Sect-2	Speed	Sect-3	Speed	Laptime Pit	lap	Sect-1	Speed	Sect-2	Speed	Sect-3	Speed	Laptime Pit
1	Out	95.2	47.071	69.5	24.559	120.2	1:49.771	7	31.350	99.9	42.722	95.1	22.230	123.5	1:36.302
2	32.206	88.4	46.287	74.7	In		3:04.392 P	8	29.072	102.6	41.062	87.0	23.276	123.5	1:33.410
3	Out	98.4	43.098	83.7	23.182	121.5	1:40.740	9	29.872	99.2	41.231	91.5	22.505	123.3	1:33.608
4	30.106	94.8	41.466	93.4	22.418	123.1	1:33.990	10	29.108	102.8	41.052	88.4	22.316	123.8	1:32.476
5	30.073	102.8	41.313	90.1	25.812	122.6	1:37.198	11	30.245	96.1	41.746	88.8	22.492	123.5	1:34.483
6	30.339	98.9	41.033	93.4	22.772	122.0	1:34.144	12							



Session Start: 10:06:14 - Finish: 10:26:19  
 Weather/Track Conditions: Cloud / Dry  
 Circuit: Brands Hatch Grand Prix Circuit  
 Track Length: 3.916 Km - 2.4330 miles

# Legends of Brands Hatch Superprix - 1 - 2 Jul 2017

## HSCC Derek Bell Trophy with Classic Formula 3 supported by MB Wheels

### Qualifying for Race 4 - Sector Analysis

93 Rudolf Ernst (C)								March 752							
Lap	Sect-1	Speed	Sect-2	Speed	Sect-3	Speed	Laptime Pit	Lap	Sect-1	Speed	Sect-2	Speed	Sect-3	Speed	Laptime Pit
1	Out	88.0	48.292	70.5	24.234	122.4	1:52.993	7	31.157	104.4	43.651	67.4	26.965	127.0	1:41.773
2	32.115	85.8	49.814	75.1	24.068	122.6	1:45.997	8	30.102	103.9	43.880	83.1	22.673	124.2	1:36.655
3	32.086	90.3	45.407	81.1	23.298	128.2	1:40.791	9	31.616	102.5	42.404	80.9	24.270	127.8	1:38.290
4	30.827	100.0	43.385	83.5	23.513	124.2	1:37.725	10	31.233	93.6	43.429	65.9	24.741	130.0	1:39.403
5	31.697	100.9	44.844	73.2	23.342	127.0	1:39.883	11	30.779	104.1	43.863	63.4	24.870	130.2	1:39.512
6	30.169	101.6	43.080	81.2	23.230	122.0	1:36.479	12	30.504	104.1	45.208	79.2	23.707	132.0	1:39.419

117 Michael Bletsoe-Brown (C)								Chevron B27							
Lap	Sect-1	Speed	Sect-2	Speed	Sect-3	Speed	Laptime Pit	Lap	Sect-1	Speed	Sect-2	Speed	Sect-3	Speed	Laptime Pit
1	Out	80.7	47.683	85.5	22.807	133.6	1:50.554	7	29.460	107.4	41.940	77.4	24.012	135.5	1:35.412
2	31.261	105.2	43.783	83.6	22.294	132.5	1:37.338	8	29.397	112.8	40.477	89.7	21.571	136.8	1:31.445
3	32.220	107.7	42.126	89.4	22.380	134.4	1:36.726	9	29.141	107.7	40.864	86.3	21.779	137.1	1:31.784
4	30.622	106.2	41.370	93.9	21.785	135.5	1:33.777	10	29.669	105.2	40.921	80.3	22.808	136.3	1:33.398
5	29.597	113.7	43.849	86.8	22.085	136.8	1:35.531	11	29.731	109.7	41.007	87.0	22.336	136.3	1:33.074
6	30.109	106.0	41.971	90.7	21.990	136.8	1:34.070	12	29.276	111.1	41.429	88.7	22.092	135.5	1:32.797

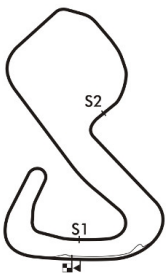


# Legends of Brands Hatch Superprix - 1 - 2 Jul 2017

## HSCC Derek Bell Trophy with Classic Formula 3 supported by MB Wheels

### Qualifying for Race 4 - Best Sector Times

	SECTOR 1			SECTOR 2			SECTOR 3			IDEAL / BEST LAP COMPARISON					
	NO	TIME	LAP	NO	TIME	LAP	NO	TIME	LAP	NO	NAME	BEST	IN	IDEAL	DIFF
1	54	27.265	10	65	37.420	13	7	20.407	8	65	Jamie Brashaw	1:25.429	13	1:25.236	+0.193
2	65	27.317	13	54	37.810	7	65	20.499	7	54	Richard Evans	1:25.790	7	1:25.697	+0.093
3	7	27.444	12	7	38.277	8	30	20.616	4	7	Neil Glover	1:26.261	8	1:26.128	+0.133
4	22	28.127	3	22	39.547	3	54	20.622	7	30	Paul Campfield	1:29.103	4	1:28.788	+0.315
5	30	28.516	8	30	39.656	4	74	21.181	4	22	Mark Dwyer	1:29.315	3	1:29.243	+0.072
6	9	28.642	5	9	39.861	5	5	21.395	8	9	Frazer Gibney	1:30.737	5	1:30.352	+0.385
7	42	28.654	11	42	39.999	10	22	21.569	2	74	Frank Lyons	1:30.792	8	1:30.231	+0.561
8	1	28.693	5	74	40.299	11	117	21.571	8	42	Mark Charteris	1:31.149	8	1:30.349	+0.800
9	74	28.751	7	117	40.477	8	42	21.696	8	117	Michael Bletsoe-Brown	1:31.445	8	1:31.189	+0.256
10	20	28.956	11	20	40.725	10	9	21.849	3	5	Chris Atkinson	1:32.188	11	1:31.591	+0.597
11	17	29.025	12	1	40.736	4	1	22.100	4	88	Cameron Jackson	1:32.476	10	1:32.335	+0.141
12	88	29.072	8	5	40.855	11	20	22.153	10	1	Martyn Donn	1:32.525	5	1:31.529	+0.996
13	117	29.141	9	88	41.033	6	88	22.230	7	20	Gaius Ghinn	1:32.640	10	1:31.834	+0.806
14	55	29.150	6	71	41.037	9	55	22.417	4	55	Maxim Bartell	1:33.023	4	1:32.872	+0.151
15	71	29.200	9	55	41.305	8	71	22.493	5	71	Richard Trott	1:33.137	5	1:32.730	+0.407
16	5	29.341	11	17	41.355	11	17	22.614	6	17	Keith White	1:33.425	12	1:32.994	+0.431
17	82	29.791	7	82	41.484	7	82	22.654	6	82	Paul Smith	1:34.687	5	1:33.929	+0.758
18	8	29.863	8	93	42.404	9	93	22.673	8	35	Marc Mercer	1:36.159	6	1:35.873	+0.286
19	35	29.991	10	38	42.758	6	38	22.863	11	38	Hugh Price	1:36.263	6	1:36.064	+0.199
20	93	30.102	8	35	42.770	7	35	23.112	5	93	Rudolf Ernst	1:36.479	6	1:35.179	+1.300
21	38	30.443	11	8	43.453	8	8	23.500	7	8	David Thorburn	1:37.239	7	1:36.816	+0.423
22	41	31.178	7	27	44.088	7	62	23.967	6	27	Glenn Eagling	1:39.971	7	1:39.548	+0.423
23	27	31.306	7	28	44.100	9	41	23.996	5	28	George Fowler	1:40.193	12	1:39.655	+0.538
24	12	31.432	7	41	44.833	6	28	24.111	12	41	David Mercer	1:40.551	6	1:40.007	+0.544
25	28	31.444	12	62	45.245	6	27	24.154	6	62	Graham Kiddy	1:41.607	11	1:41.047	+0.560
26	62	31.835	11	12	45.621	10	12	24.322	5	12	Drew Cameron	1:43.522	7	1:41.375	+2.147
27	21	32.840	7	21	46.880	7	21	25.552	6	21	Lorraine Gathercole	1:46.590	7	1:45.272	+1.318
28	44	33.643	10	44	48.156	10	44	25.915	10	44	Paul Tonkin	1:47.714	10	1:47.714	+0.000
29	34	34.383	5	34	50.655	9	34	26.229	7	34	Peter Finnigan	1:51.904	7	1:51.267	+0.637
30	32	36.261	8	32	50.824	9	32	26.601	6	32	Adam Simmonds	1:54.407	9	1:53.686	+0.721
31	75			75			75			75	Michael Scott				+



**Session Start: 10:06:14 - Finish: 10:26:19**

**Weather/Track Conditions: Cloud / Dry**

**Circuit: Brands Hatch Grand Prix Circuit**

**Track Length: 3.916 Km - 2.4330 miles**



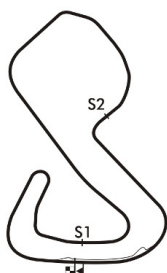


# Legends of Brands Hatch Superprix - 1 - 2 Jul 2017

## HSCC Derek Bell Trophy with Classic Formula 3 supported by MB Wheels

### Qualifying for Race 4 - Best Sector Speeds

	NO	SECTOR 1	MPH	NO	SECTOR 2	MPH	NO	SECTOR 3	MPH
1	7	Neil Glover	118.8	65	Jamie Brashaw	104.1	65	Jamie Brashaw	153.7
2	65	Jamie Brashaw	118.8	54	Richard Evans	103.2	7	Neil Glover	150.0
3	5	Chris Atkinson	114.5	9	Frazer Gibney	99.7	30	Paul Campfield	149.0
4	54	Richard Evans	113.7	7	Neil Glover	98.5	5	Chris Atkinson	144.8
5	117	Michael Bletsoe-Brown	113.7	22	Mark Dwyer	97.8	74	Frank Lyons	143.3
6	74	Frank Lyons	113.2	30	Paul Campfield	96.8	22	Mark Dwyer	137.4
7	9	Frazer Gibney	109.0	17	Keith White	96.7	117	Michael Bletsoe-Brown	137.1
8	30	Paul Campfield	107.2	55	Maxim Bartell	95.7	54	Richard Evans	136.0
9	42	Mark Charteris	106.4	88	Cameron Jackson	95.1	9	Frazer Gibney	135.2
10	1	Martyn Donn	106.0	74	Frank Lyons	94.9	93	Rudolf Ernst	132.0
11	22	Mark Dwyer	106.0	71	Richard Trott	94.7	42	Mark Charteris	127.0
12	93	Rudolf Ernst	104.4	5	Chris Atkinson	94.1	1	Martyn Donn	126.1
13	20	Gaius Ghinn	104.2	117	Michael Bletsoe-Brown	93.9	88	Cameron Jackson	123.8
14	17	Keith White	103.9	1	Martyn Donn	93.0	55	Maxim Bartell	123.1
15	55	Maxim Bartell	103.3	42	Mark Charteris	93.0	17	Keith White	122.9
16	88	Cameron Jackson	102.8	20	Gaius Ghinn	92.8	62	Graham Kiddy	122.9
17	82	Paul Smith	101.9	35	Marc Mercer	92.5	20	Gaius Ghinn	122.6
18	71	Richard Trott	101.7	27	Glenn Eagling	91.6	38	Hugh Price	122.6
19	8	David Thorburn	100.6	28	George Fowler	91.3	82	Paul Smith	122.0
20	38	Hugh Price	100.0	41	David Mercer	91.2	71	Richard Trott	121.8
21	62	Graham Kiddy	99.9	82	Paul Smith	87.3	8	David Thorburn	119.8
22	35	Marc Mercer	97.0	8	David Thorburn	87.0	35	Marc Mercer	117.1
23	41	David Mercer	96.3	38	Hugh Price	86.6	28	George Fowler	116.9
24	28	George Fowler	95.9	93	Rudolf Ernst	83.5	21	Lorraine Gathercole	116.3
25	12	Drew Cameron	95.2	21	Lorraine Gathercole	82.3	41	David Mercer	115.5
26	27	Glenn Eagling	94.3	44	Paul Tonkin	80.2	12	Drew Cameron	114.5
27	21	Lorraine Gathercole	91.9	62	Graham Kiddy	79.5	32	Adam Simmonds	112.4
28	44	Paul Tonkin	89.7	12	Drew Cameron	77.1	27	Glenn Eagling	111.8
29	34	Peter Finnigan	88.4	34	Peter Finnigan	77.0	34	Peter Finnigan	111.7
30	32	Adam Simmonds	88.0	32	Adam Simmonds	71.7	44	Paul Tonkin	110.6
31	75	Michael Scott	77.9	75	Michael Scott	64.4	75	Michael Scott	0.0



**Session Start: 10:06:14 - Finish: 10:26:19**  
**Weather/Track Conditions: Cloud / Dry**  
**Circuit: Brands Hatch Grand Prix Circuit**  
**Track Length: 3.916 Km - 2.4330 miles**



## Legends of Brands Hatch Superprix - 1 - 2 Jul 2017

**HSCC Derek Bell Trophy with Classic Formula 3 supported by MB Wheels**

**Race 4 - Starting Grid - AMENDED**

**Sheet No:**

*Start Time : 15:10 - Heat Duration : 25 Minutes*

16	31	75 Michael Scott	
15	29	34 Peter Finnigan	30 32 Adam Simmonds
14	27	21 Lorraine Gathercole	28 44 Paul Tonkin
13	25	62 Graham Kiddy	26 12 Drew Cameron
12	23	28 George Fowler	24 41 David Mercer
11	21	8 David Thorburn	22 27 Glenn Eagling
10	19	38 Hugh Price	20 93 Rudolf Ernst
9	17	82 Paul Smith	18 35 Marc Mercer
8	15	71 Richard Trott	16 17 Keith White
7	13	20 Gaius Ghinn	14 55 Maxim Bartell
6	11	88 Cameron Jackson	12 1 Martyn Donn
5	9	117 Michael Bletsoe-Brown	10 5 Chris Atkinson
4	7	74 Frank Lyons	8 42 Mark Charteris
3	5	22 Mark Dwyer	6 9 Frazer Gibney
2	3	7 Neil Glover	4 30 Paul Campfield
1	1	65 Jamie Brashaw	2 54 Richard Evans

Pole Right



**These results are provisional until the conclusion of any judicial and technical matters.**

*Circuit: Brands Hatch Grand Prix Circuit*

*Track Length: 3.916 Km - 2.4330 miles*

Clerk of the Course:

Timekeeper:

Issued at:

Julian Floyd

Nick Palmer



Printed : 01-07-2017 - 12:47

Full results available at [www.mstworld.com](http://www.mstworld.com). Email: [timing@mstworld.com](mailto:timing@mstworld.com)

## Legends of Brands Hatch Superprix - 1 - 2 Jul 2017

### HSCC/TCRE Super Touring Cars Qualifying for Race 5 - Classification

Sheet No:

POS	NO	DRIVER/S	CLASS		CAR MAKE / MODEL	TIME	ON	LAPS	GAP	DIFF	MPH
			CLASS	POS							
1	3	James Dodd	ST1	1	Honda Accord	1:35.563	4	4			91.65
2	98	John Cleland	ST1	2	Vauxhall Vectra	1:38.006	8	8	2.443	2.443	89.37
3	4	Jason Minshaw	ST1	3	Volvo S40	1:38.740	8	9	3.177	0.734	88.71
4	23	Græme Dodd	ST1	4	Honda Accord	1:39.805	7	8	4.242	1.065	87.76
5	17	Mark Smith	GA2	1	BMW E3 M3	1:40.601	10	10	5.038	0.796	87.06
6	60	Mark Wright	GA1	1	Ford Sierra	1:41.509	9	9	5.946	0.908	86.29
7	36	Keith Butcher	ST2	1	Audi A4	1:42.356	10	10	6.793	0.847	85.57
8	67	Tony Absolom	ST2	2	Vauxhall Cavalier	1:45.751	7	10	10.188	3.395	82.82
9	14	Stephen Grellet	ST1	5	Peugeot 406	1:50.701	6	6	15.138	4.950	79.12

*Session Start: 10:36:16 - Finish: 10:55:52*  
*Weather/Track Conditions: Cloud / Dry*  
*Circuit: Brands Hatch Grand Prix Circuit*  
*Track Length: 3.916 Km - 2.4330 miles*

These results are provisional until the conclusion of any judicial and technical matters.

Clerk of the Course:  <div style="text-align: right;">Julian Floyd</div>	Timekeeper:  <div style="text-align: right;">Nick Palmer</div>	Issued at:
--	--	------------

# Legends of Brands Hatch Superprix - 1 - 2 Jul 2017

## HSCC/TCRE Super Touring Cars Qualifying for Race 5 - Sector Analysis

3 James Dodd (ST1)								Honda Accord							
lap	Sect-1	Speed	Sect-2	Speed	Sect-3	Speed	Laptime Pit	lap	Sect-1	Speed	Sect-2	Speed	Sect-3	Speed	Laptime Pit
1	Out	65.8	50.543	70.8	26.039	108.8	1:58.704	3	31.030	103.0	42.635	92.6	22.694	128.0	1:36.359
2	34.293	89.7	44.415	82.2	23.251	126.8	1:41.959	4	30.602	102.8	42.293	91.0	22.668	122.6	1:35.563

4 Jason Minshaw (ST1)								Volvo S40							
lap	Sect-1	Speed	Sect-2	Speed	Sect-3	Speed	Laptime Pit	lap	Sect-1	Speed	Sect-2	Speed	Sect-3	Speed	Laptime Pit
1	Out	79.7	49.775	72.3	24.883	123.8	1:56.243	6	33.647	98.9	45.932	83.0	23.931	126.3	1:43.510
2	50.291	71.0	47.615	80.1	24.266	125.4	2:02.172	7	32.137	100.8	44.626	85.0	24.123	126.8	1:40.886
3	32.907	96.7	45.219	78.9	24.681	126.3	1:42.807	8	31.328	102.2	44.134	86.5	23.278	126.8	1:38.740
4	32.540	100.2	49.138	54.0	40.165	82.0	2:01.843	9	31.672	102.2	43.855	81.6	23.285	126.8	1:38.812
5	40.650	80.0	48.878	73.0	25.091	124.2	1:54.619	10							

14 Stephen Grellet (ST1)								Peugeot 406							
lap	Sect-1	Speed	Sect-2	Speed	Sect-3	Speed	Laptime Pit	lap	Sect-1	Speed	Sect-2	Speed	Sect-3	Speed	Laptime Pit
1	Out	24.3	In		In		5:26.467 P	4	35.017	89.4	51.266	71.3	27.194	116.7	1:53.477
2	Out	77.8	59.018	65.4	28.588	113.7	2:12.277	5	35.432	89.4	52.790	75.1	26.341	118.7	1:54.563
3	36.957	88.8	54.990	70.6	26.941	118.3	1:58.888	6	34.624	90.4	50.424	75.9	25.653	118.7	1:50.701

17 Mark Smith (GA2)								BMW E3 M3							
lap	Sect-1	Speed	Sect-2	Speed	Sect-3	Speed	Laptime Pit	lap	Sect-1	Speed	Sect-2	Speed	Sect-3	Speed	Laptime Pit
1	Out	74.3	55.966	71.9	27.611	107.6	2:08.858	6	35.729	89.3	48.527	82.1	24.969	122.2	1:49.225
2	37.606	87.6	49.954	83.9	25.375	117.5	1:52.935	7	32.353	99.3	44.546	90.6	24.402	121.3	1:41.301
3	33.683	96.6	45.526	86.9	24.539	120.7	1:43.748	8	32.185	98.6	44.653	89.9	24.100	123.3	1:40.938
4	32.864	97.9	48.611	57.5	42.748	80.8	2:04.223	9	32.196	98.6	44.556	85.4	23.979	124.0	1:40.731
5	39.975	77.8	50.647	76.3	26.499	109.3	1:57.121	10	32.061	99.8	44.422	87.5	24.118	123.8	1:40.601

23 Graeme Dodd (ST1)								Honda Accord							
lap	Sect-1	Speed	Sect-2	Speed	Sect-3	Speed	Laptime Pit	lap	Sect-1	Speed	Sect-2	Speed	Sect-3	Speed	Laptime Pit
1	Out	71.3	53.606	63.5	26.938	120.9	2:01.711	5	Out	95.0	47.040	79.7	24.374	125.6	1:51.112
2	35.047	90.6	48.256	79.5	25.469	119.2	1:48.772	6	31.904	99.6	45.132	88.6	23.840	125.4	1:40.876
3	33.053	96.5	46.162	83.3	24.430	125.4	1:43.645	7	31.622	97.4	44.545	87.0	23.638	126.1	1:39.805
4	32.522	95.2	47.687	67.7	In		8:04.332 P	8	31.439	100.5	44.865	85.1	23.519	126.1	1:39.823

36 Keith Butcher (ST2)								Audi A4							
lap	Sect-1	Speed	Sect-2	Speed	Sect-3	Speed	Laptime Pit	lap	Sect-1	Speed	Sect-2	Speed	Sect-3	Speed	Laptime Pit
1	Out	86.2	52.545	75.0	25.574	119.2	1:59.957	6	32.718	94.7	47.525	84.0	24.803	120.0	1:45.046
2	33.648	91.5	48.238	80.1	25.044	119.8	1:46.930	7	32.483	96.7	47.100	85.7	24.547	119.4	1:44.130
3	32.592	95.2	47.949	83.5	25.010	119.2	1:45.551	8	32.407	98.0	46.285	87.1	24.545	119.8	1:43.237
4	32.939	95.8	55.023	53.3	In		4:18.823 P	9	32.082	96.9	46.657	87.0	24.448	120.7	1:43.187
5	Out	93.1	48.868	85.1	25.182	118.7	1:51.049	10	31.983	98.2	45.992	84.1	24.381	119.4	1:42.356

60 Mark Wright (GA1)								Ford Sierra							
lap	Sect-1	Speed	Sect-2	Speed	Sect-3	Speed	Laptime Pit	lap	Sect-1	Speed	Sect-2	Speed	Sect-3	Speed	Laptime Pit
1	Out	75.1	56.801	63.8	28.485	110.9	2:09.695	6	32.559	96.5	45.571	77.7	24.238	130.5	1:42.368
2	36.615	85.8	49.681	71.7	25.352	128.7	1:51.648	7	33.451	93.9	46.330	79.7	24.307	128.0	1:44.088
3	33.645	89.3	47.864	74.9	24.697	128.7	1:46.206	8	33.467	97.4	46.527	80.2	24.184	130.2	1:44.178
4	34.138	83.1	59.261	52.8	In		5:41.783 P	9	32.247	95.6	45.159	79.2	24.103	124.5	1:41.509
5	Out	90.4	46.380	78.1	24.758	128.7	1:49.209	10							

67 Tony Absolom (ST2)								Vauxhall Cavalier							
lap	Sect-1	Speed	Sect-2	Speed	Sect-3	Speed	Laptime Pit	lap	Sect-1	Speed	Sect-2	Speed	Sect-3	Speed	Laptime Pit
1	Out	78.3	55.158	73.4	27.017	114.1	2:07.939	6	33.901	93.6	48.305	84.7	25.052	119.2	1:47.258
2	36.343	90.5	1:12.866	73.8	26.491	115.9	2:15.700	7	33.021	95.2	47.635	85.5	25.095	118.5	1:45.751
3	35.005	91.2	50.537	68.6	26.701	116.9	1:52.243	8	33.317	94.3	48.277	78.1	25.451	115.5	1:47.045
4	36.915	57.5	1:05.829	52.1	33.752	95.2	2:16.496	9	34.336	84.5	49.224	74.8	25.654	116.9	1:49.214
5	43.201	59.0	58.863	49.3	31.867	117.7	2:13.931	10	33.558	89.9	47.784	80.2	24.983	113.2	1:46.325



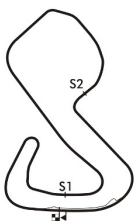
**Session Start: 10:36:16 - Finish: 10:55:52**  
**Weather/Track Conditions: Cloud / Dry**  
**Circuit: Brands Hatch Grand Prix Circuit**  
**Track Length: 3.916 Km - 2.4330 miles**

# Legends of Brands Hatch Superprix - 1 - 2 Jul 2017

## HSCC/TCRE Super Touring Cars

### Qualifying for Race 5 - Sector Analysis

98 John Cleland (ST1)								Vauxhall Vectra								
Lap	Sect-1	Speed	Sect-2	Speed	Sect-3	Speed	Laptime Pit	Lap	Sect-1	Speed	Sect-2	Speed	Sect-3	Speed	Laptime Pit	
1	Out	89.2	52.876	73.8	In		4:30.627 P	5	31.248	99.6	44.511	91.1	23.609	125.1	1:39.368	
2	Out	98.7	47.978	39.8	26.613	123.1	1:51.151	6	31.389	96.6	46.522	85.5	24.124	123.5	1:42.035	
3		37.356	56.6	1:06.383	51.7	33.898	94.8	2:17.637	7	31.121	100.6	43.609	91.3	23.481	125.1	1:38.211
4		43.069	60.8	58.803	47.7	30.642	121.5	2:12.514	8	31.131	101.1	43.468	91.2	23.407	124.9	1:38.006

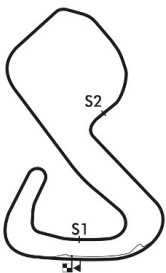


# Legends of Brands Hatch Superprix - 1 - 2 Jul 2017

## HSCC/TCRE Super Touring Cars

### Qualifying for Race 5 - Best Sector Times

	SECTOR 1			SECTOR 2			SECTOR 3			IDEAL / BEST LAP COMPARISON					
	NO	TIME	LAP	NO	TIME	LAP	NO	TIME	LAP	NO	NAME	BEST	IN	IDEAL	DIFF
1	3	30.602	4	3	42.293	4	3	22.668	4	3	James Dodd	1:35.563	4	1:35.563	+0.000
2	98	31.121	7	98	43.468	8	4	23.278	8	98	John Cleland	1:38.006	8	1:37.996	+0.010
3	4	31.328	8	4	43.855	9	98	23.407	8	4	Jason Minshaw	1:38.740	8	1:38.461	+0.279
4	23	31.439	8	17	44.422	10	23	23.519	8	23	Graeme Dodd	1:39.805	7	1:39.503	+0.302
5	36	31.983	10	23	44.545	7	17	23.979	9	17	Mark Smith	1:40.601	10	1:40.462	+0.139
6	17	32.061	10	60	45.159	9	60	24.103	9	60	Mark Wright	1:41.509	9	1:41.509	+0.000
7	60	32.247	9	36	45.992	10	36	24.381	10	36	Keith Butcher	1:42.356	10	1:42.356	+0.000
8	67	33.021	7	67	47.635	7	67	24.983	10	67	Tony Absolom	1:45.751	7	1:45.639	+0.112
9	14	34.624	6	14	50.424	6	14	25.653	6	14	Stephen Grellet	1:50.701	6	1:50.701	+0.000



**Session Start: 10:36:16 - Finish: 10:55:52**  
**Weather/Track Conditions: Cloud / Dry**  
**Circuit: Brands Hatch Grand Prix Circuit**  
**Track Length: 3.916 Km - 2.4330 miles**

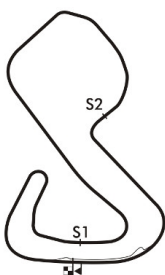


# Legends of Brands Hatch Superprix - 1 - 2 Jul 2017

## HSCC/TCRE Super Touring Cars

### Qualifying for Race 5 - Best Sector Speeds

	NO	SECTOR 1	MPH	NO	SECTOR 2	MPH	NO	SECTOR 3	MPH
1	3	James Dodd	103.0	98	John Cleland	93.5	60	Mark Wright	130.5
2	4	Jason Minshaw	102.2	3	James Dodd	92.6	3	James Dodd	128.0
3	98	John Cleland	101.1	17	Mark Smith	90.6	4	Jason Minshaw	126.8
4	23	Graeme Dodd	100.5	23	Graeme Dodd	88.6	23	Graeme Dodd	126.1
5	17	Mark Smith	99.8	36	Keith Butcher	87.1	98	John Cleland	125.1
6	36	Keith Butcher	98.2	4	Jason Minshaw	86.5	17	Mark Smith	124.0
7	60	Mark Wright	97.4	67	Tony Absolom	85.5	36	Keith Butcher	120.7
8	67	Tony Absolom	95.2	60	Mark Wright	80.2	67	Tony Absolom	119.2
9	14	Stephen Grellet	90.4	14	Stephen Grellet	75.9	14	Stephen Grellet	118.7



**Session Start: 10:36:16 - Finish: 10:55:52**  
**Weather/Track Conditions: Cloud / Dry**  
**Circuit: Brands Hatch Grand Prix Circuit**  
**Track Length: 3.916 Km - 2.4330 miles**

# Legends of Brands Hatch Superprix - 1 - 2 Jul 2017

## HSCC/TCRE Super Touring Cars Race 5 - Starting Grid

Sheet No:

*Start Time : 15:50 - Heat Duration : 20 Minutes*

5	9	14 Stephen Grell et		
4	7	36 Kei th But cher	8	67 Tony Absolom
3	5	17 Mark Smi th	6	60 Mark W right
2	3	4 Jason Minshaw	4	23 Graeme Dodd
1	1	3 James Dodd	2	98 John Cleland
ROW		Pole Right		

*Circuit: Brands Hatch Grand Prix Circuit  
Track Length: 3.916 Km - 2.4330 miles*

These results are provisional until the conclusion of any judicial and technical matters.

Clerk of the Course:  <div style="text-align: right;">Julian Floyd</div>	Timekeeper:  <div style="text-align: right;">Nick Palmer</div>	Issued at:
--	--	------------





## Legends of Brands Hatch Superprix - 1 - 2 Jul 2017

### HSCC Jaguar Classic Challenge Qualifying for Race 6 - Classification

Sheet No:

POS	NO	DRIVER/S	CLASS		CAR MAKE / MODEL	TIME	ON	LAPS	GAP	DIFF	MPH
			CLASS	POS							
1	21	Dodd G-Dodd J	E	1	Jaguar E-type	1:45.373	7	8			83.12
2	52	Robert Oldershaw	E	2	Jaguar E-type	1:45.723	8	14	0.350	0.350	82.85
3	145	Riley-Short	E	3	Jaguar E-type	1:46.297	4	13	0.924	0.574	82.40
4	10	Simon Butler	E	4	Jaguar E-type	1:48.552	12	13	3.179	2.255	80.69
5	72	Jamie Boot	E	5	Jaguar E-type	1:48.572	7	11	3.199	0.020	80.67
6	55	Melling-Minshaw	D	1	Jaguar E-type	1:49.905	10	12	4.532	1.333	79.69
7	4	Tim Mogridge	E	6	Jaguar E-type	1:50.065	5	8	4.692	0.160	79.58
8	15	Paul Castaldini	E	7	Jaguar E-type	1:50.244	11	11	4.871	0.179	79.45
9	66	Chris Milner	F	1	Jaguar E-type	1:50.385	5	14	5.012	0.141	79.35
10	14	Sam Thomas	E	8	Jaguar E-type	1:50.640	3	3	5.267	0.255	79.16
11	39	Mark Russell	F	2	Jaguar E-type	1:51.009	6	12	5.636	0.369	78.90
12	25	John Burton	D	2	Jaguar E-type	1:51.077	9	11	5.704	0.068	78.85
13	9	Eastick-Jones	C	1	Jaguar D-type	1:51.401	10	12	6.028	0.324	78.62
14	22	Costas Michael	F	3	Jaguar E-type semi	1:51.567	10	10	6.194	0.166	78.51
15	32	Skipworth-Dean	E	9	Jaguar E-type	1:52.679	12	12	7.306	1.112	77.73
16	11	Robert Farrell	E	10	Jaguar E-type	1:53.679	11	12	8.306	1.000	77.05
17	23	Roger Cope	B	1	Jaguar Mk1 Saloon	1:57.490	6	10	12.117	3.811	74.55
18	82	Bob Binfield	D	3	Jaguar E-type	1:57.810	12	12	12.437	0.320	74.35
19	68	Marc Gordon	A	1	Jaguar XK150	1:58.214	12	12	12.841	0.404	74.09
20	133	Paul Kennelly	A	2	Jaguar XK150S	1:58.468	12	12	13.095	0.254	73.93
21	150	Keith-Lucas Ch-Keith-Lucas Cl	A	3	Jaguar XK150	2:00.845	9	11	15.472	2.377	72.48
22	5	John Truslove	E	11	Jaguar E-type	2:01.092	11	12	15.719	0.247	72.33
23	130	Woodbridge-Rowley	A	4	Jaguar XK120	2:05.089	2	10	19.716	3.997	70.02
24	123	Love G-Love A	A	5	Jaguar XK150	2:05.849	2	2	20.476	0.760	69.60
25	58	Pearce-Lenthall	B	2	Jaguar Mk2	2:11.358	2	8	25.985	5.509	66.68

*Session Start: 11:05:44 - Finish: 11:30:49*  
*Weather/Track Conditions: Bright / Dry*  
*Circuit: Brands Hatch Grand Prix Circuit*  
*Track Length: 3.916 Km - 2.4330 miles*

These results are provisional until the conclusion of any judicial and technical matters.

Clerk of the Course:  <div style="text-align: right;">Julian Floyd</div>	Timekeeper:  <div style="text-align: right;">Nick Palmer</div>	Issued at:
--	--	------------

# Legends of Brands Hatch Superprix - 1 - 2 Jul 2017

## HSCC Jaguar Classic Challenge

### Qualifying for Race 6 - Sector Analysis

4 Tim Mogridge (E)								Jaguar E-type							
lap	Sect-1	Speed	Sect-2	Speed	Sect-3	Speed	Laptime Pit	lap	Sect-1	Speed	Sect-2	Speed	Sect-3	Speed	Laptime Pit
1	Out	84.5	52.019	65.2	26.474	115.1	1:58.153	5	34.736	91.5	49.117	75.2	26.212	115.7	1:50.065
2	34.881	91.5	50.403	74.6	30.253	115.1	1:55.537	6	34.781	89.4	49.697	76.9	25.973	116.5	1:50.451
3	35.016	88.1	50.138	73.3	26.120	116.1	1:51.274	7	35.346	91.0	49.597	79.0	26.355	116.5	1:51.298
4	35.652	91.9	50.397	76.8	26.306	115.7	1:52.355	8	34.710	84.5	49.572	79.3	26.054	116.1	1:50.336

5 John Truslove (E)								Jaguar E-type							
lap	Sect-1	Speed	Sect-2	Speed	Sect-3	Speed	Laptime Pit	lap	Sect-1	Speed	Sect-2	Speed	Sect-3	Speed	Laptime Pit
1	Out	71.0	56.375	62.5	30.374	95.5	2:10.684	7	47.929	73.2	53.870	70.2	28.773	102.8	2:10.572
2	38.560	78.7	55.204	63.2	30.200	100.9	2:03.964	8	38.089	70.2	55.756	69.4	28.940	103.6	2:02.785
3	40.048	70.1	58.254	60.9	31.145	99.0	2:09.447	9	38.258	74.7	56.361	67.9	30.115	95.1	2:04.734
4	40.158	72.4	59.814	53.5	32.587	99.6	2:12.559	10	39.394	72.0	54.793	66.6	30.548	93.3	2:04.735
5	41.188	71.9	58.368	67.4	28.579	103.6	2:08.135	11	38.141	76.4	54.278	64.1	28.673	102.0	2:01.092
6	37.289	73.0	55.823	59.5	29.206	105.7	2:02.318	12	38.121	72.9	56.303	54.0	30.598	95.1	2:05.022

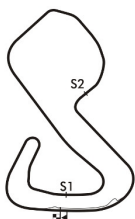
9 Eastick-Jones (C)								Jaguar D-type							
lap	Sect-1	Speed	Sect-2	Speed	Sect-3	Speed	Laptime Pit	lap	Sect-1	Speed	Sect-2	Speed	Sect-3	Speed	Laptime Pit
1	Out	76.3	54.000	68.1	27.634	115.3	2:02.324	7	36.702	78.2	51.088	73.1	In		3:30.227 P
2	36.201	81.7	50.436	72.0	26.873	115.9	1:53.510	8	Out	86.4	51.027	71.6	26.592	114.9	1:59.625
3	35.924	84.0	50.283	74.1	26.709	117.7	1:52.916	9	35.352	91.2	50.143	75.3	26.773	114.7	1:52.268
4	35.728	82.6	49.971	74.9	26.575	115.9	1:52.274	10	35.351	91.2	49.736	77.1	26.314	117.1	1:51.401
5	35.912	84.7	50.198	72.4	26.338	118.1	1:52.448	11	34.868	91.6	50.210	71.7	26.990	116.3	1:52.068
6	35.521	80.4	50.792	72.2	27.573	111.7	1:53.886	12	36.444	93.3	49.084	76.5	26.413	102.2	1:51.941

10 Simon Butler (E)								Jaguar E-type							
lap	Sect-1	Speed	Sect-2	Speed	Sect-3	Speed	Laptime Pit	lap	Sect-1	Speed	Sect-2	Speed	Sect-3	Speed	Laptime Pit
1	Out	81.4	52.642	61.7	27.687	116.1	2:01.218	8	34.343	91.1	48.903	71.2	26.102	117.7	1:49.348
2	36.034	78.4	49.833	68.8	26.622	115.5	1:52.489	9	35.137	86.1	49.801	72.9	25.958	116.5	1:50.896
3	36.474	80.3	49.926	66.3	26.263	117.5	1:52.663	10	34.469	87.6	49.395	70.2	26.200	115.7	1:50.064
4	35.654	82.2	49.197	68.7	26.077	117.9	1:50.928	11	34.317	89.2	49.255	72.5	26.164	115.3	1:49.736
5	34.896	82.8	50.807	66.1	In		3:25.640 P	12	34.333	87.2	48.332	74.8	25.887	115.3	1:48.552
6	Out	81.4	50.496	67.5	26.255	114.3	1:54.241	13	34.632	87.0	48.894	74.0	26.290	101.9	1:49.816
7	34.465	84.0	48.285	71.2	25.907	117.5	1:48.657	14							

11 Robert Farrell (E)								Jaguar E-type							
lap	Sect-1	Speed	Sect-2	Speed	Sect-3	Speed	Laptime Pit	lap	Sect-1	Speed	Sect-2	Speed	Sect-3	Speed	Laptime Pit
1	Out	69.6	1:01.422	52.7	31.870	98.7	2:19.183	7	36.591	79.7	51.119	75.9	28.579	110.6	1:56.289
2	41.858	70.9	56.927	65.3	30.200	108.6	2:08.985	8	36.111	86.8	51.509	70.5	26.924	115.5	1:54.544
3	39.848	72.1	54.928	67.0	29.634	103.1	2:04.410	9	36.285	81.1	52.478	79.6	27.204	110.7	1:55.967
4	39.691	80.5	52.680	63.9	In		3:18.657 P	10	38.013	88.2	52.419	70.7	27.219	114.1	1:57.651
5	Out	77.6	52.536	74.6	28.040	113.7	2:06.277	11	35.645	84.8	51.175	76.5	26.859	114.9	1:53.679
6	36.892	83.2	52.072	78.0	27.676	114.9	1:56.640	12	36.711	82.6	52.080	70.4	26.899	115.5	1:55.690

14 Sam Thomas (E)								Jaguar E-type							
lap	Sect-1	Speed	Sect-2	Speed	Sect-3	Speed	Laptime Pit	lap	Sect-1	Speed	Sect-2	Speed	Sect-3	Speed	Laptime Pit
1	Out	81.9	52.393	68.5	27.109	116.9	2:00.298	3	35.485	87.3	49.251	75.1	25.904	98.4	1:50.640
2	36.919	82.8	49.323	74.7	26.053	120.9	1:52.295	4							

15 Paul Castaldini (E)								Jaguar E-type							
lap	Sect-1	Speed	Sect-2	Speed	Sect-3	Speed	Laptime Pit	lap	Sect-1	Speed	Sect-2	Speed	Sect-3	Speed	Laptime Pit
1	Out	72.9	55.292	60.9	28.977	98.6	2:06.995	7	Out	83.3	51.587	67.8	26.987	114.7	2:01.521
2	38.413	84.0	51.379	68.5	26.583	115.7	1:56.375	8	35.514	81.4	50.885	75.8	27.525	117.7	1:53.924
3	34.198	86.1	50.205	78.3	26.190	119.6	1:50.593	9	35.045	84.3	50.903	79.6	25.870	119.2	1:51.818
4	35.199	79.8	50.904	73.8	26.608	120.2	1:52.711	10	34.572	85.2	56.235	63.9	27.747	115.9	1:58.554
5	35.167	80.3	50.942	73.9	26.628	116.9	1:52.737	11	34.951	88.5	48.994	75.6	26.299	113.5	1:50.244
6	35.677	79.7	54.768	65.4	In		4:43.590 P	12							



Session Start: 11:05:44 - Finish: 11:30:49  
 Weather/Track Conditions: Bright / Dry  
 Circuit: Brands Hatch Grand Prix Circuit  
 Track Length: 3.916 Km - 2.4330 miles

# Legends of Brands Hatch Superprix - 1 - 2 Jul 2017

## HSCC Jaguar Classic Challenge Qualifying for Race 6 - Sector Analysis

21 Dodd G-Dodd J (E)								Jaguar E-type							
lap	Sect-1	Speed	Sect-2	Speed	Sect-3	Speed	Laptime Pit	lap	Sect-1	Speed	Sect-2	Speed	Sect-3	Speed	Laptime Pit
1	Out	76.9	56.667	62.8	27.672	113.9	2:06.634	5	33.240	94.6	47.069	67.7	In		4:07.339 P
2	37.038	86.2	51.120	64.3	25.697	123.8	1:53.855	6	Out	85.7	48.188	76.2	25.538	125.1	1:54.618
3	34.241	94.2	47.151	73.1	24.921	126.3	1:46.313	7	33.822	99.8	46.556	77.2	24.995	122.9	1:45.373
4	34.788	90.6	46.633	74.2	24.929	126.1	1:46.350	8	35.294	88.0	49.432	68.0	25.012	110.2	1:49.738

22 Costas Michael (F)								Jaguar E-type semi lightweight							
lap	Sect-1	Speed	Sect-2	Speed	Sect-3	Speed	Laptime Pit	lap	Sect-1	Speed	Sect-2	Speed	Sect-3	Speed	Laptime Pit
1	Out	75.2	56.154	58.9	27.370	114.9	2:05.115	6	35.205	93.9	51.655	69.0	26.304	116.7	1:53.164
2	36.963	79.8	52.525	65.5	26.597	114.9	1:56.085	7	35.337	90.0	51.381	67.7	27.432	116.7	1:54.150
3	36.225	84.7	50.587	70.2	26.417	119.6	1:53.229	8	35.628	82.1	50.462	74.8	27.227	118.3	1:53.317
4	37.410	77.8	49.585	68.1	26.833	115.5	1:53.828	9	35.513	88.2	50.156	70.5	26.209	117.9	1:51.878
5	36.883	80.3	50.250	69.6	26.145	114.9	1:53.278	10	35.374	85.3	49.787	75.1	26.406	113.0	1:51.567

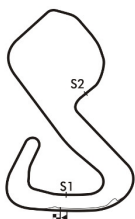
23 Roger Cope (B)								Jaguar Mk1 Saloon							
lap	Sect-1	Speed	Sect-2	Speed	Sect-3	Speed	Laptime Pit	lap	Sect-1	Speed	Sect-2	Speed	Sect-3	Speed	Laptime Pit
1	Out	76.3	56.457	65.8	29.814	102.8	2:09.399	6	37.078	84.1	53.171	78.6	27.241	114.5	1:57.490
2	39.411	73.4	55.697	64.1	28.536	112.6	2:03.644	7	37.698	82.5	53.931	63.8	27.956	113.5	1:59.585
3	38.273	82.1	54.367	69.0	28.206	112.6	2:00.846	8	37.565	80.1	53.298	69.3	28.122	113.2	1:58.985
4	38.660	87.1	53.863	67.1	28.014	113.2	2:00.537	9	37.673	80.3	53.076	65.6	28.300	113.3	1:59.049
5	37.344	84.1	53.866	64.9	28.372	112.8	1:59.582	10	37.085	85.4	53.468	67.1	28.052	112.8	1:58.605

25 John Burton (D)								Jaguar E-type							
lap	Sect-1	Speed	Sect-2	Speed	Sect-3	Speed	Laptime Pit	lap	Sect-1	Speed	Sect-2	Speed	Sect-3	Speed	Laptime Pit
1	Out	68.8	56.675	60.8	28.625	110.7	2:11.759	7	36.703	84.6	52.936	66.6	In		4:22.747 P
2	37.260	77.9	52.030	71.0	27.118	114.3	1:56.408	8	Out	76.6	50.998	72.3	26.680	115.5	1:56.882
3	36.068	83.9	50.802	71.4	26.581	115.9	1:53.451	9	35.103	88.7	49.800	78.2	26.174	116.5	1:51.077
4	35.765	85.6	50.720	70.7	26.702	115.1	1:53.187	10	35.122	88.1	1:03.392	65.6	27.375	115.1	2:05.889
5	35.667	87.3	50.776	72.6	26.983	114.9	1:53.426	11	35.317	88.7	51.558	76.1	27.009	108.4	1:53.884
6	35.798	87.1	50.564	72.0	26.968	115.3	1:53.330	12							

32 Skipworth-Dean (E)								Jaguar E-type							
lap	Sect-1	Speed	Sect-2	Speed	Sect-3	Speed	Laptime Pit	lap	Sect-1	Speed	Sect-2	Speed	Sect-3	Speed	Laptime Pit
1	Out	70.9	58.870	64.1	29.061	111.7	2:12.299	7	36.344	84.9	51.608	75.0	27.321	116.7	1:55.273
2	38.321	73.5	53.727	61.8	27.872	111.3	1:59.920	8	36.301	75.4	52.157	74.0	26.931	116.1	1:55.389
3	37.393	79.4	52.652	62.5	27.806	114.1	1:57.851	9	36.289	84.2	51.519	75.1	26.693	116.9	1:54.501
4	39.060	76.8	53.201	64.9	27.688	110.0	1:59.949	10	35.959	85.0	50.748	75.6	26.921	116.3	1:53.628
5	37.571	75.2	53.165	64.9	In		3:23.872 P	11	35.896	83.3	50.846	70.0	27.099	116.7	1:53.841
6	Out	80.7	52.639	63.4	27.995	115.3	2:03.231	12	35.935	82.7	50.354	76.8	26.390	117.3	1:52.679

39 Mark Russell (F)								Jaguar E-type							
lap	Sect-1	Speed	Sect-2	Speed	Sect-3	Speed	Laptime Pit	lap	Sect-1	Speed	Sect-2	Speed	Sect-3	Speed	Laptime Pit
1	Out	76.8	55.462	62.0	27.344	114.3	2:04.854	7	35.108	74.5	50.764	71.8	In		3:27.920 P
2	37.197	78.4	52.487	68.2	26.265	116.1	1:55.949	8	Out	84.2	50.003	77.9	25.707	117.5	1:55.585
3	35.667	85.9	51.539	71.5	26.377	115.9	1:53.583	9	36.161	88.8	49.576	69.6	26.325	116.7	1:52.062
4	35.219	87.9	50.711	74.6	26.044	117.3	1:51.974	10	35.661	87.7	49.934	72.5	26.171	116.7	1:51.766
5	34.914	86.8	50.445	72.0	26.372	114.3	1:51.731	11	36.154	85.0	50.461	72.5	26.299	116.3	1:52.914
6	35.088	84.9	49.982	75.9	25.939	116.5	1:51.009	12	35.828	85.8	50.521	73.8	26.391	116.3	1:52.740

52 Robert Oldershaw (E)								Jaguar E-type							
lap	Sect-1	Speed	Sect-2	Speed	Sect-3	Speed	Laptime Pit	lap	Sect-1	Speed	Sect-2	Speed	Sect-3	Speed	Laptime Pit
1	Out	76.5	50.862	66.5	25.857	119.4	1:55.663	8	33.390	92.0	47.007	75.6	25.326	120.9	1:45.723
2	34.340	84.3	48.649	71.6	25.532	122.0	1:48.521	9	34.331	88.0	47.783	73.6	26.291	121.3	1:48.405
3	35.190	86.0	48.521	67.1	25.368	122.0	1:49.079	10	33.905	85.4	47.784	77.8	25.236	122.2	1:46.925
4	33.942	91.1	47.256	75.3	25.146	122.2	1:46.344	11	33.543	89.5	47.110	76.0	25.313	121.5	1:45.966
5	33.826	88.7	48.848	74.3	25.310	118.5	1:47.984	12	34.059	88.2	47.372	78.5	25.068	122.4	1:46.499
6	34.170	89.3	48.180	72.0	25.360	123.3	1:47.710	13	33.908	87.3	47.070	76.0	25.279	123.3	1:46.257
7	34.638	82.5	49.865	63.9	25.868	121.5	1:50.371	14	34.121	87.3	48.140	76.4	25.426	120.0	1:47.687



Session Start: 11:05:44 - Finish: 11:30:49  
Weather/Track Conditions: Bright / Dry  
Circuit: Brands Hatch Grand Prix Circuit  
Track Length: 3.916 Km - 2.4330 miles

# Legends of Brands Hatch Superprix - 1 - 2 Jul 2017

## HSCC Jaguar Classic Challenge Qualifying for Race 6 - Sector Analysis

55 Melling-Minshaw (D)								Jaguar E-type							
lap	Sect-1	Speed	Sect-2	Speed	Sect-3	Speed	Laptime Pit	lap	Sect-1	Speed	Sect-2	Speed	Sect-3	Speed	Laptime Pit
1	Out	69.2	54.220	71.3	28.125	108.8	2:06.306	7	Out	88.7	49.989	72.2	26.504	116.9	1:56.322
2	37.723	76.4	52.235	75.1	27.821	109.5	1:57.779	8	35.314	87.3	49.103	75.3	26.392	118.3	1:50.809
3	37.064	82.8	51.810	73.8	27.997	112.2	1:56.871	9	35.025	86.5	49.780	71.7	26.275	117.7	1:51.080
4	37.235	82.3	52.596	71.0	27.629	110.6	1:57.460	10	34.931	91.0	48.829	75.2	26.145	117.7	1:49.905
5	36.719	78.5	52.192	72.3	27.652	110.0	1:56.563	11	35.390	89.8	48.500	74.5	26.286	117.3	1:50.176
6	37.160	75.4	53.239	71.7	In		3:33.949 P	12	34.964	88.5	49.010	74.2	26.156	116.3	1:50.130

58 Pearce-Lenthall (B)								Jaguar Mk2							
lap	Sect-1	Speed	Sect-2	Speed	Sect-3	Speed	Laptime Pit	lap	Sect-1	Speed	Sect-2	Speed	Sect-3	Speed	Laptime Pit
1	Out	64.5	1:04.347	58.2	31.154	96.5	2:21.560	5	40.806	77.0	59.186	54.1	In		5:02.122 P
2	41.279	72.1	59.837	52.2	30.242	105.2	2:11.358	6	Out	71.5	1:05.113	53.6	32.898	101.1	2:25.769
3	41.310	69.6	58.666	52.5	32.463	83.2	2:12.439	7	45.235	69.6	1:05.076	58.3	33.279	89.9	2:23.590
4	42.255	73.2	1:02.547	59.2	30.928	103.1	2:15.730	8	43.828	71.0	1:02.117	59.1	33.160	94.4	2:19.105

66 Chris Milner (F)								Jaguar E-type							
lap	Sect-1	Speed	Sect-2	Speed	Sect-3	Speed	Laptime Pit	lap	Sect-1	Speed	Sect-2	Speed	Sect-3	Speed	Laptime Pit
1	Out	77.8	52.534	65.5	29.218	109.3	2:02.542	8	34.874	87.6	49.865	69.9	27.206	119.6	1:51.945
2	36.319	82.4	50.188	71.4	27.197	106.2	1:53.704	9	36.136	75.4	54.161	68.1	27.267	117.1	1:57.564
3	36.068	88.2	49.211	73.1	27.046	115.1	1:52.325	10	37.224	86.5	50.059	76.8	27.140	119.0	1:54.423
4	38.394	75.7	49.774	72.0	26.387	119.4	1:54.555	11	35.328	90.4	48.836	74.2	26.264	118.5	1:50.428
5	34.940	88.1	48.993	72.8	26.452	118.3	1:50.385	12	35.603	88.1	49.594	71.9	26.952	116.3	1:52.149
6	35.146	89.3	49.202	73.1	26.464	119.2	1:50.812	13	36.139	86.7	50.738	73.4	26.523	118.7	1:53.400
7	35.231	86.4	49.143	78.6	27.360	120.4	1:51.734	14	35.708	84.5	49.419	74.9	26.354	118.7	1:51.481

68 Marc Gordon (A)								Jaguar XK150							
lap	Sect-1	Speed	Sect-2	Speed	Sect-3	Speed	Laptime Pit	lap	Sect-1	Speed	Sect-2	Speed	Sect-3	Speed	Laptime Pit
1	Out	72.8	58.953	68.6	29.246	101.6	2:11.772	7	39.902	82.3	54.271	66.7	29.207	107.2	2:03.380
2	39.111	76.1	55.700	71.0	28.476	106.9	2:03.287	8	37.776	77.4	54.327	69.6	28.142	109.3	2:00.245
3	37.396	81.6	54.078	69.8	28.517	106.5	1:59.991	9	39.209	80.3	54.547	67.0	28.240	107.7	2:01.996
4	39.737	82.8	53.233	73.8	28.115	107.6	2:01.085	10	37.873	83.1	54.053	76.2	28.140	108.6	2:00.066
5	39.152	80.6	53.850	70.6	28.727	107.6	2:01.729	11	36.717	83.5	53.276	69.2	28.557	105.9	1:58.550
6	38.104	79.9	55.260	68.5	28.573	107.4	2:01.937	12	37.441	84.3	52.613	66.9	28.160	107.6	1:58.214

72 Jamie Boot (E)								Jaguar E-type							
lap	Sect-1	Speed	Sect-2	Speed	Sect-3	Speed	Laptime Pit	lap	Sect-1	Speed	Sect-2	Speed	Sect-3	Speed	Laptime Pit
1	Out	73.7	54.449	62.6	29.580	100.3	2:06.493	7	34.592	90.0	48.352	73.8	25.628	122.0	1:48.572
2	38.512	73.9	50.507	70.7	25.891	112.4	1:54.910	8	35.649	81.1	52.917	64.7	25.973	120.7	1:54.539
3	36.315	80.1	49.954	67.9	26.245	115.9	1:52.514	9	34.852	87.6	50.852	60.4	26.895	121.3	1:52.599
4	35.670	84.3	49.167	71.5	25.796	114.1	1:50.633	10	34.543	87.9	48.671	75.4	25.546	120.2	1:48.760
5	35.072	87.9	49.508	69.2	26.380	120.4	1:50.960	11	34.830	89.4	48.392	73.7	25.866	119.2	1:49.088
6	34.468	88.8	49.035	73.4	25.728	120.7	1:49.231	12							

82 Bob Binfield (D)								Jaguar E-type							
lap	Sect-1	Speed	Sect-2	Speed	Sect-3	Speed	Laptime Pit	lap	Sect-1	Speed	Sect-2	Speed	Sect-3	Speed	Laptime Pit
1	Out	54.3	1:03.134	58.6	31.637	94.0	2:23.356	7	37.999	78.8	54.503	66.8	28.517	110.6	2:01.019
2	41.180	70.7	55.677	67.7	29.270	105.5	2:06.127	8	37.810	80.7	54.413	65.8	29.774	102.8	2:01.997
3	39.114	77.9	55.529	68.3	29.335	103.9	2:03.978	9	43.846	63.2	1:03.307	55.9	In		3:15.263 P
4	39.059	74.6	55.354	66.6	28.995	108.1	2:03.408	10	Out	70.7	54.545	67.1	28.304	108.1	2:04.203
5	38.589	76.0	54.960	71.0	28.902	107.4	2:02.451	11	37.193	74.3	53.754	70.5	28.172	110.0	1:59.119
6	38.324	74.3	55.175	65.4	28.660	109.1	2:02.159	12	37.163	79.3	52.480	71.7	28.167	111.3	1:57.810

123 Love G-Love A (A)								Jaguar XK150							
lap	Sect-1	Speed	Sect-2	Speed	Sect-3	Speed	Laptime Pit	lap	Sect-1	Speed	Sect-2	Speed	Sect-3	Speed	Laptime Pit
1	Out	73.6	58.348	64.4	29.649	103.4	2:12.257	2	39.126	81.8	57.108	68.1	29.615	91.1	2:05.849



Session Start: 11:05:44 - Finish: 11:30:49  
Weather/Track Conditions: Bright / Dry  
Circuit: Brands Hatch Grand Prix Circuit  
Track Length: 3.916 Km - 2.4330 miles

# Legends of Brands Hatch Superprix - 1 - 2 Jul 2017

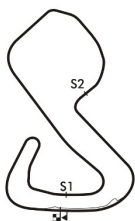
## HSCC Jaguar Classic Challenge Qualifying for Race 6 - Sector Analysis

130 Woodbridge-Rowley (A)								Jaguar XK120							
Lap	Sect-1	Speed	Sect-2	Speed	Sect-3	Speed	Laptime Pit	Lap	Sect-1	Speed	Sect-2	Speed	Sect-3	Speed	Laptime Pit
1	Out	70.1	1:01.392	64.4	30.688	95.9	2:15.727	6	43.011	63.4	1:00.697	58.7	31.517	93.0	2:15.225
2	39.174	73.2	56.061	67.2	29.854	98.4	2:05.089	7	41.209	60.8	1:02.312	56.1	31.809	91.9	2:15.330
3	38.571	72.4	56.026	68.8	In		3:47.520 P	8	41.012	65.2	1:02.848	48.2	32.145	91.1	2:16.005
4	Out	61.9	1:04.788	55.3	33.472	87.6	2:36.772	9	43.205	68.6	1:02.918	53.9	32.574	81.4	2:18.697
5	43.532	68.7	1:00.650	59.8	32.212	88.7	2:16.394	10	42.899	63.3	1:02.214	56.2	34.612	83.6	2:19.725

133 Paul Kennelly (A)								Jaguar XK150S							
Lap	Sect-1	Speed	Sect-2	Speed	Sect-3	Speed	Laptime Pit	Lap	Sect-1	Speed	Sect-2	Speed	Sect-3	Speed	Laptime Pit
1	Out	76.2	58.109	63.5	29.148	106.4	2:08.696	7	38.342	81.3	55.235	68.7	28.521	106.9	2:02.098
2	39.473	70.6	56.343	68.1	28.999	104.2	2:04.815	8	38.466	81.4	54.385	70.4	28.578	107.9	2:01.429
3	38.849	79.1	55.896	68.9	29.082	105.2	2:03.827	9	38.862	80.8	54.894	69.8	28.501	108.6	2:02.257
4	39.383	77.8	55.375	68.8	28.989	107.7	2:03.747	10	38.723	81.2	54.671	75.1	28.049	109.5	2:01.443
5	38.760	79.0	54.832	68.8	28.796	109.1	2:02.388	11	37.401	85.0	53.951	70.2	29.279	108.2	2:00.631
6	38.308	79.0	55.241	69.3	28.661	108.8	2:02.210	12	36.946	86.9	53.290	72.9	28.232	108.6	1:58.468

145 Riley-Short (E)								Jaguar E-type							
Lap	Sect-1	Speed	Sect-2	Speed	Sect-3	Speed	Laptime Pit	Lap	Sect-1	Speed	Sect-2	Speed	Sect-3	Speed	Laptime Pit
1	Out	89.1	49.095	71.4	26.171	122.6	1:53.200	8	35.187	84.5	53.353	72.6	26.979	116.5	1:55.519
2	35.301	83.5	48.684	73.8	25.544	123.3	1:49.529	9	36.119	83.5	50.245	76.8	26.385	116.9	1:52.749
3	34.474	90.0	47.760	73.4	25.178	126.1	1:47.412	10	36.289	84.3	49.849	76.3	26.147	121.3	1:52.285
4	33.842	88.7	47.374	77.2	25.081	125.6	1:46.297	11	35.506	79.3	50.021	79.3	25.963	114.3	1:51.490
5	35.334	86.5	49.253	72.0	In		3:33.110 P	12	36.006	84.7	50.425	75.4	25.826	122.6	1:52.257
6	Out	82.0	53.631	66.4	27.795	113.2	2:01.914	13	35.079	88.8	49.134	72.6	26.158	116.9	1:50.371
7	36.385	81.6	52.667	72.5	26.735	118.5	1:55.787	14							

150 Keith-Lucas Ch-Keith-Lucas Cl (A)								Jaguar XK150							
Lap	Sect-1	Speed	Sect-2	Speed	Sect-3	Speed	Laptime Pit	Lap	Sect-1	Speed	Sect-2	Speed	Sect-3	Speed	Laptime Pit
1	Out	67.9	1:02.037	57.4	31.797	99.3	2:20.542	7	Out	78.4	56.666	63.6	29.668	101.9	2:08.161
2	40.317	75.7	58.899	58.8	30.399	104.2	2:09.615	8	38.371	75.8	55.319	63.2	28.998	105.2	2:02.688
3	39.924	76.2	58.722	60.3	30.563	104.4	2:09.209	9	37.249	77.1	54.887	66.8	28.709	105.7	2:00.845
4	40.743	74.4	59.085	60.7	29.805	105.5	2:09.633	10	37.948	79.2	54.565	70.2	29.387	105.5	2:01.900
5	39.992	76.5	57.610	62.7	29.947	104.1	2:07.549	11	37.877	77.5	54.619	68.2	28.740	102.3	2:01.236
6	39.825	71.3	58.098	58.4	In		3:46.363 P	12							



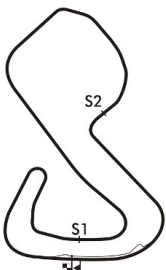
**Session Start: 11:05:44 - Finish: 11:30:49**  
**Weather/Track Conditions: Bright / Dry**  
**Circuit: Brands Hatch Grand Prix Circuit**  
**Track Length: 3.916 Km - 2.4330 miles**

# Legends of Brands Hatch Superprix - 1 - 2 Jul 2017

## HSCC Jaguar Classic Challenge

### Qualifying for Race 6 - Best Sector Times

	SECTOR 1			SECTOR 2			SECTOR 3			IDEAL / BEST LAP COMPARISON					
	NO	TIME	LAP	NO	TIME	LAP	NO	TIME	LAP	NO	NAME	BEST	IN	IDEAL	DIFF
1	21	33.240	5	21	46.556	7	21	24.921	3	21	Dodd G-Dodd J	1:45.373	7	1:44.717	+0.656
2	52	33.390	8	52	47.007	8	52	25.068	12	52	Robert Oldershaw	1:45.723	8	1:45.465	+0.258
3	145	33.842	4	145	47.374	4	145	25.081	4	145	Riley-Short	1:46.297	4	1:46.297	+0.000
4	15	34.198	3	10	48.285	7	72	25.546	10	10	Simon Butler	1:48.552	12	1:48.489	+0.063
5	10	34.317	11	72	48.352	7	39	25.707	8	72	Jamie Boot	1:48.572	7	1:48.366	+0.206
6	72	34.468	6	55	48.500	11	15	25.870	9	55	Melling-Minshaw	1:49.905	10	1:49.576	+0.329
7	4	34.710	8	66	48.836	11	10	25.887	12	4	Tim Mogridge	1:50.065	5	1:49.800	+0.265
8	9	34.868	11	15	48.994	11	14	25.904	3	15	Paul Castaldini	1:50.244	11	1:49.062	+1.182
9	66	34.874	8	9	49.084	12	4	25.973	6	66	Chris Milner	1:50.385	5	1:49.974	+0.411
10	39	34.914	5	4	49.117	5	22	26.145	5	14	Sam Thomas	1:50.640	3	1:50.640	+0.000
11	55	34.931	10	14	49.251	3	55	26.145	10	39	Mark Russell	1:51.009	6	1:50.197	+0.812
12	25	35.103	9	39	49.576	9	25	26.174	9	25	John Burton	1:51.077	9	1:51.077	+0.000
13	22	35.205	6	22	49.585	4	66	26.264	11	9	Eastick-Jones	1:51.401	10	1:50.266	+1.135
14	14	35.485	3	25	49.800	9	9	26.314	10	22	Costas Michael	1:51.567	10	1:50.935	+0.632
15	11	35.645	11	32	50.354	12	32	26.390	12	32	Skipworth-Dean	1:52.679	12	1:52.640	+0.039
16	32	35.896	11	11	51.119	7	11	26.859	11	11	Robert Farrell	1:53.679	11	1:53.623	+0.056
17	68	36.717	11	82	52.480	12	23	27.241	6	23	Roger Cope	1:57.490	6	1:57.395	+0.095
18	133	36.946	12	68	52.613	12	133	28.049	10	82	Bob Binfield	1:57.810	12	1:57.810	+0.000
19	23	37.078	6	23	53.076	9	68	28.115	4	68	Marc Gordon	1:58.214	12	1:57.445	+0.769
20	82	37.163	12	133	53.290	12	82	28.167	12	133	Paul Kennelly	1:58.468	12	1:58.285	+0.183
21	150	37.249	9	5	53.870	7	5	28.579	5	150	Keith-Lucas Ch-Keit	2:00.845	9	2:00.523	+0.322
22	5	37.289	6	150	54.565	10	150	28.709	9	5	John Truslove	2:01.092	11	1:59.738	+1.354
23	130	38.571	3	130	56.026	3	123	29.615	2	130	Woodbridge-Rowley	2:05.089	2	2:04.451	+0.638
24	123	39.126	2	123	57.108	2	130	29.854	2	123	Love G-Love A	2:05.849	2	2:05.849	+0.000
25	58	40.806	5	58	58.666	3	58	30.242	2	58	Pearce-Lenthall	2:11.358	2	2:09.714	+1.644



**Session Start: 11:05:44 - Finish: 11:30:49**  
**Weather/Track Conditions: Bright / Dry**  
**Circuit: Brands Hatch Grand Prix Circuit**  
**Track Length: 3.916 Km - 2.4330 miles**

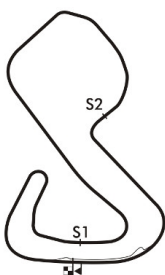


# Legends of Brands Hatch Superprix - 1 - 2 Jul 2017

## HSCC Jaguar Classic Challenge

### Qualifying for Race 6 - Best Sector Speeds

	NO	SECTOR 1	MPH	NO	SECTOR 2	MPH	NO	SECTOR 3	MPH
1	21	Dodd G-Dodd J	99.8	11	Robert Farrell	79.6	21	Dodd G-Dodd J	126.3
2	22	Costas Michael	93.9	15	Paul Castaldini	79.6	145	Riley-Short	126.1
3	9	Eastick-Jones	93.3	4	Tim Mogridge	79.3	52	Robert Oldershaw	123.3
4	52	Robert Oldershaw	92.0	145	Riley-Short	79.3	72	Jamie Boot	122.0
5	4	Tim Mogridge	91.9	23	Roger Cope	78.6	14	Sam Thomas	120.9
6	10	Simon Butler	91.1	66	Chris Milner	78.6	66	Chris Milner	120.4
7	55	Melling-Minshaw	91.0	52	Robert Oldershaw	78.5	15	Paul Castaldini	120.2
8	66	Chris Milner	90.4	25	John Burton	78.2	22	Costas Michael	119.6
9	72	Jamie Boot	90.0	22	Costas Michael	77.9	55	Melling-Minshaw	118.3
10	145	Riley-Short	90.0	39	Mark Russell	77.9	9	Eastick-Jones	118.1
11	39	Mark Russell	88.8	21	Dodd G-Dodd J	77.2	10	Simon Butler	117.9
12	25	John Burton	88.7	9	Eastick-Jones	77.1	39	Mark Russell	117.5
13	15	Paul Castaldini	88.5	32	Skipw orth-Dean	76.8	32	Skipw orth-Dean	117.3
14	11	Robert Farrell	88.2	68	Marc Gordon	76.2	4	Tim Mogridge	116.5
15	14	Sam Thomas	87.3	72	Jamie Boot	75.4	25	John Burton	116.5
16	23	Roger Cope	87.1	55	Melling-Minshaw	75.3	11	Robert Farrell	115.5
17	133	Paul Kennelly	86.9	14	Sam Thomas	75.1	23	Roger Cope	114.5
18	32	Skipw orth-Dean	85.0	133	Paul Kennelly	75.1	82	Bob Binfield	111.3
19	68	Marc Gordon	84.3	10	Simon Butler	74.8	133	Paul Kennelly	109.5
20	123	Love G-Love A	81.8	82	Bob Binfield	71.7	68	Marc Gordon	109.3
21	82	Bob Binfield	80.7	5	John Truslove	70.2	5	John Truslove	105.7
22	150	Keith-Lucas Ch-Keith-Lucas	79.2	150	Keith-Lucas Ch-Keith-Lucas	70.2	150	Keith-Lucas Ch-Keith-Lucas	105.7
23	5	John Truslove	78.7	130	Woodbridge-Rowley	68.8	58	Pearce-Lenthall	105.2
24	58	Pearce-Lenthall	77.0	123	Love G-Love A	68.1	123	Love G-Love A	103.4
25	130	Woodbridge-Rowley	73.2	58	Pearce-Lenthall	59.2	130	Woodbridge-Rowley	98.4



**Session Start: 11:05:44 - Finish: 11:30:49**  
**Weather/Track Conditions: Bright / Dry**  
**Circuit: Brands Hatch Grand Prix Circuit**  
**Track Length: 3.916 Km - 2.4330 miles**

## Legends of Brands Hatch Superprix - 1 - 2 Jul 2017

### HSCC Jaguar Classic Challenge Race 6 - Starting Grid

Sheet No:

*Start Time : 16:25 - Heat Duration : 40 Minutes*

13	25	58 Pearce-Lenthall		
12	23	130 Woodbridge-Rowley	24	123 Love G-Love A
11	21	150 Keith-Lucas Ch-Keith-Lucas Cl	22	5 John Truslove
10	19	68 Marc Gordon	20	133 Paul Kennelly
9	17	23 Roger Cope	18	82 Bob Binfield
8	15	32 Skipworth-Dean	16	11 Robert Farrell
7	13	9 Eastick-Jones	14	22 Costas Michael
6	11	39 Mark Russell	12	25 John Burton
5	9	66 Chris Milner	10	14 Sam Thomas
4	7	4 Tim Mogridge	8	15 Paul Castaldi
3	5	72 Jamie Boot	6	55 Melling-Minshaw
2	3	145 Riley-Short	4	10 Simon Butler
1	1	21 Dodd G-Dodd J	2	52 Robert Oldershaw
ROW		Pole Right		

*Circuit: Brands Hatch Grand Prix Circuit  
Track Length: 3.916 Km - 2.4330 miles*

**These results are provisional until the conclusion of any judicial and technical matters.**

Clerk of the Course:

Timekeeper:

Issued at:

Julian Floyd

Nick Palmer



Printed : 01-07-2017 - 11:48



## Legends of Brands Hatch Superprix - 1 - 2 Jul 2017

### Pre 80 Endurance Challenge Series Qualifying for Race 9 - Classification

Sheet No:

POS	NO	DRIVER/S	CLASS		CAR MAKE / MODEL	TIME	ON	LAPS	GAP	DIFF	MPH
			CLASS	POS							
1	1	Voyazides-Hadfield	SP4	1	Lola T282	1:26.728	15	15			100.99
2	60	John Burton	SP3	1	Chevron B26	1:29.241	9	10	2.513	2.513	98.15
3	14	Spiers-Hetherington	SP3	2	Osella PA3	1:29.983	14	14	3.255	0.742	97.34
4	29	Richardson-Gathercole	SP3	3	Lola T290	1:30.885	10	11	4.157	0.902	96.37
5	3	Richard Piper	SP3	4	March 75S	1:31.446	11	12	4.718	0.561	95.78
6	21	Robert Parker	SP3	5	Osella PA5	1:32.834	8	11	6.106	1.388	94.35
7	12	Peter Hallford	GT1	1	Chevrolet Corvette	1:39.985	8	8	13.257	7.151	87.60
8	26	George Douglas	SP1	1	Martin BM9	1:40.003	9	13	13.275	0.018	87.59
9	88	Kevin Cooke	SP3	6	Royale RP17	1:40.674	8	8	13.946	0.671	87.00
10	49	Keith Norris	S20	1	Tiga SC84	1:41.337	7	12	14.609	0.663	86.43
11	73	David Axisa	S20	2	Tiga SC79	1:41.754	8	13	15.026	0.417	86.08
12	72	Jonathan Loader	S20	3	Tiga SC80	1:42.129	10	11	15.401	0.375	85.76
13	79	Andreas Floth	S20	4	Lola T492	1:45.714	14	14	18.986	3.585	82.85
14	92	Lees-Wilson	S20	5	Lola T492	1:50.849	5	12	24.121	5.135	79.02

**Session Start: 11:40:27 - Finish: 12:05:29**  
**Weather/Track Conditions: Bright / Dry**  
**Circuit: Brands Hatch Grand Prix Circuit**  
**Track Length: 3.916 Km - 2.4330 miles**

These results are provisional until the conclusion of any judicial and technical matters.

Clerk of the Course:  Julian Floyd	Timekeeper:  Nick Palmer	Issued at:
--	--------------------------------	------------

# Legends of Brands Hatch Superprix - 1 - 2 Jul 2017

## Pre 80 Endurance Challenge Series Qualifying for Race 9 - Sector Analysis

1 Voyazides-Hadfield (SP4)								Lola T282							
lap	Sect-1	Speed	Sect-2	Speed	Sect-3	Speed	Laptime Pit	lap	Sect-1	Speed	Sect-2	Speed	Sect-3	Speed	Laptime Pit
1	Out	78.5	46.175	80.8	22.852	145.7	1:48.300	9	28.036	112.8	38.824	96.4	21.623	138.5	1:28.483
2	30.174	100.8	43.309	79.3	22.234	145.4	1:35.717	10	28.122	113.4	38.943	97.2	20.613	149.3	1:27.678
3	29.666	90.4	41.315	86.2	21.441	148.3	1:32.422	11	27.817	117.9	38.422	94.4	20.767	149.3	1:27.006
4	29.025	103.4	40.280	85.4	21.334	148.6	1:30.639	12	27.795	116.7	38.816	97.5	20.716	150.0	1:27.327
5	28.968	105.9	41.304	83.8	21.549	149.0	1:31.821	13	27.924	117.7	38.581	96.6	20.833	149.6	1:27.338
6	28.678	107.2	40.165	86.0	21.267	148.6	1:30.110	14	28.438	114.9	38.279	97.9	21.180	149.3	1:27.897
7	29.227	93.1	41.482	84.8	In		2:34.724 P	15	27.831	118.8	38.144	97.9	20.753	150.0	1:26.728
8	Out	115.7	38.965	94.5	20.747	149.3	1:31.190	16							

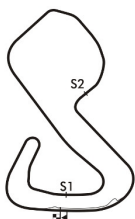
3 Richard Piper (SP3)								March 75S							
lap	Sect-1	Speed	Sect-2	Speed	Sect-3	Speed	Laptime Pit	lap	Sect-1	Speed	Sect-2	Speed	Sect-3	Speed	Laptime Pit
1	Out	98.6	46.456	72.4	25.406	129.0	1:55.535	7	29.254	110.4	40.854	87.5	22.471	134.1	1:32.579
2	31.146	108.3	42.618	85.8	23.058	132.3	1:36.822	8	29.483	109.7	41.433	91.7	21.938	134.9	1:32.854
3	30.596	106.7	43.397	88.5	22.697	134.4	1:36.690	9	29.374	110.7	41.032	89.8	21.864	134.9	1:32.270
4	30.002	110.0	41.339	89.2	22.193	134.9	1:33.534	10	29.513	108.6	41.390	91.6	21.771	135.2	1:32.674
5	29.710	109.3	42.279	87.6	22.176	135.2	1:34.165	11	29.215	109.7	40.761	93.6	21.470	136.3	1:31.446
6	29.817	109.1	41.076	90.1	22.083	133.9	1:32.976	12	29.559	107.9	40.329	90.7	21.933	134.9	1:31.821

12 Peter Hallford (GT1)								Chevrolet Corvette							
lap	Sect-1	Speed	Sect-2	Speed	Sect-3	Speed	Laptime Pit	lap	Sect-1	Speed	Sect-2	Speed	Sect-3	Speed	Laptime Pit
1	Out	75.2	50.101	72.2	25.838	108.2	1:56.587	5	32.250	96.3	44.890	80.6	In		4:20.937 P
2	33.664	96.3	46.851	71.8	24.422	129.2	1:44.937	6	Out	92.5	44.710	79.6	23.557	131.0	1:44.911
3	32.405	98.9	44.718	83.3	23.454	133.9	1:40.577	7	32.581	96.7	48.758	62.7	25.796	131.5	1:47.135
4	33.040	99.6	46.120	79.7	23.604	131.5	1:42.764	8	32.159	96.7	44.375	81.6	23.451	132.8	1:39.985

14 Spiers-Hetherington (SP3)								Osella PA3							
lap	Sect-1	Speed	Sect-2	Speed	Sect-3	Speed	Laptime Pit	lap	Sect-1	Speed	Sect-2	Speed	Sect-3	Speed	Laptime Pit
1	Out	77.0	50.746	69.4	25.249	126.3	1:56.501	8	30.024	106.2	41.688	88.8	22.172	133.6	1:33.884
2	33.281	96.7	47.232	76.4	24.314	129.5	1:44.827	9	28.925	108.8	40.777	90.3	21.966	133.3	1:31.668
3	29.826	106.4	42.074	86.5	22.408	130.5	1:34.308	10	28.580	110.4	40.242	84.2	21.900	133.6	1:30.722
4	29.474	104.7	43.917	86.6	25.402	130.2	1:38.793	11	28.481	109.3	40.223	93.4	21.743	133.6	1:30.447
5	29.261	107.7	41.485	89.5	22.436	131.0	1:33.182	12	28.381	109.7	39.891	96.3	21.717	133.9	1:29.989
6	29.550	108.4	41.910	84.6	In		3:03.159 P	13	28.564	108.3	41.973	90.7	21.990	133.1	1:32.527
7	Out	101.9	42.253	82.5	22.671	132.5	1:40.043	14	28.263	108.4	40.009	94.1	21.711	133.3	1:29.983

21 Robert Parker (SP3)								Osella PA5							
lap	Sect-1	Speed	Sect-2	Speed	Sect-3	Speed	Laptime Pit	lap	Sect-1	Speed	Sect-2	Speed	Sect-3	Speed	Laptime Pit
1	Out	80.0	49.171	70.0	25.816	120.2	1:58.068	7	29.944	108.3	41.157	86.1	22.415	128.2	1:33.516
2	33.780	94.8	45.619	83.6	23.201	130.5	1:42.600	8	29.185	110.0	41.617	90.9	22.032	131.0	1:32.834
3	31.823	85.6	44.306	76.2	In		3:12.664 P	9	29.295	95.5	41.578	90.5	22.264	131.5	1:33.137
4	Out	96.3	43.226	85.0	22.518	131.2	1:39.915	10	29.769	96.9	42.567	85.5	22.239	131.5	1:34.575
5	30.195	102.3	42.083	85.6	22.467	132.5	1:34.745	11	29.229	108.1	41.368	81.7	22.617	131.8	1:33.214
6	30.020	102.2	41.770	87.6	22.241	131.8	1:34.031	12							

26 George Douglas (SP1)								Martin BM9							
lap	Sect-1	Speed	Sect-2	Speed	Sect-3	Speed	Laptime Pit	lap	Sect-1	Speed	Sect-2	Speed	Sect-3	Speed	Laptime Pit
1	Out	65.8	56.892	64.7	27.682	101.7	2:13.040	8	33.635	97.2	44.282	82.1	23.746	124.0	1:41.663
2	36.654	84.7	50.141	73.6	26.468	108.4	1:53.263	9	32.482	97.7	43.797	82.1	23.724	121.3	1:40.003
3	35.674	88.6	49.531	76.7	26.196	117.3	1:51.401	10	31.840	100.9	44.761	80.0	24.502	118.7	1:41.103
4	33.212	96.7	45.262	76.1	24.116	127.3	1:42.590	11	32.626	94.8	46.005	81.0	24.023	124.5	1:42.654
5	32.074	101.3	44.148	84.5	24.634	117.9	1:40.856	12	32.320	97.6	45.636	79.4	24.738	122.0	1:42.694
6	32.826	97.4	45.873	78.8	In		3:27.081 P	13	31.956	100.8	46.785	73.8	24.793	119.0	1:43.534
7	Out	90.1	46.664	86.0	24.577	123.1	1:50.614	14							



**Session Start: 11:40:27 - Finish: 12:05:29**  
**Weather/Track Conditions: Bright / Dry**  
**Circuit: Brands Hatch Grand Prix Circuit**  
**Track Length: 3.916 Km - 2.4330 miles**

# Legends of Brands Hatch Superprix - 1 - 2 Jul 2017

## Pre 80 Endurance Challenge Series Qualifying for Race 9 - Sector Analysis

29 Richardson-Gathercole (SP3)							Lola T290										
lap	Sect-1	Speed	Sect-2	Speed	Sect-3	Speed	Laptime	Pit	lap	Sect-1	Speed	Sect-2	Speed	Sect-3	Speed	Laptime	Pit
1	Out	77.0	50.541	74.0	25.562	128.2	1:59.046		7	30.204	104.9	43.538	81.1	In		3:49.363	P
2	31.767	101.6	44.462	78.6	23.711	132.3	1:39.940		8	Out	106.4	43.033	83.8	22.354	133.6	1:40.475	
3	30.902	103.6	44.092	87.3	23.246	133.1	1:38.240		9	29.498	108.8	41.617	92.7	21.947	134.4	1:33.062	
4	30.245	99.8	42.792	85.8	22.388	133.3	1:35.425		10	28.986	108.1	40.299	93.4	21.600	134.7	1:30.885	
5	29.863	102.5	42.259	87.6	22.250	134.4	1:34.372		11	28.945	108.4	40.244	99.5	22.060	134.7	1:31.249	
6	29.788	106.5	43.775	89.3	23.886	133.6	1:37.449		12								

49 Keith Norris (S20)							Tiga SC84										
lap	Sect-1	Speed	Sect-2	Speed	Sect-3	Speed	Laptime	Pit	lap	Sect-1	Speed	Sect-2	Speed	Sect-3	Speed	Laptime	Pit
1	Out	71.9	54.756	68.4	26.499	111.7	2:07.125		7	31.861	94.7	45.327	80.5	24.149	116.5	1:41.337	
2	33.885	85.0	48.089	73.7	26.115	113.3	1:48.089		8	31.874	93.4	45.720	80.9	24.243	115.9	1:41.837	
3	33.446	89.1	47.026	78.3	24.991	114.5	1:45.463		9	31.698	94.6	45.432	74.3	In		5:40.441	P
4	32.833	91.4	46.028	76.7	24.611	115.3	1:43.472		10	Out	83.7	47.430	80.3	24.738	114.9	1:55.032	
5	32.354	91.2	45.798	78.4	24.659	115.9	1:42.811		11	32.155	92.9	45.996	82.3	24.237	116.1	1:42.388	
6	31.972	93.8	45.789	77.5	24.348	116.1	1:42.109		12	31.970	93.9	45.777	81.1	24.587	115.3	1:42.334	

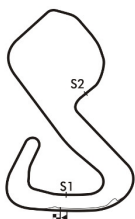
60 John Burton (SP3)							Chevron B26										
lap	Sect-1	Speed	Sect-2	Speed	Sect-3	Speed	Laptime	Pit	lap	Sect-1	Speed	Sect-2	Speed	Sect-3	Speed	Laptime	Pit
1	Out	84.3	49.171	69.1	25.165	131.5	1:55.660		6	29.930	103.9	40.856	94.7	In		5:08.929	P
2	32.877	100.5	42.413	89.4	22.104	134.4	1:37.394		7	Out	93.5	40.679	92.1	21.698	134.9	1:37.827	
3	29.188	111.8	39.910	94.8	21.506	135.2	1:30.604		8	29.253	111.3	39.160	94.8	21.382	134.9	1:29.795	
4	28.768	111.5	39.718	97.0	21.201	136.3	1:29.687		9	28.574	113.4	39.563	94.4	21.104	136.0	1:29.241	
5	28.484	112.2	39.898	92.5	21.285	135.2	1:29.667		10	28.623	110.6	39.582	94.0	21.101	136.0	1:29.306	

72 Jonathan Loader (S20)							Tiga SC80										
lap	Sect-1	Speed	Sect-2	Speed	Sect-3	Speed	Laptime	Pit	lap	Sect-1	Speed	Sect-2	Speed	Sect-3	Speed	Laptime	Pit
1	Out	68.4	53.259	67.8	27.408	104.9	2:02.644		7	31.921	92.5	45.727	81.0	In		4:30.860	P
2	35.221	87.6	48.417	80.4	25.713	112.2	1:49.351		8	Out	83.9	51.315	71.3	26.833	113.0	1:54.943	
3	32.101	92.5	46.746	84.0	25.142	113.0	1:43.989		9	32.423	92.1	46.025	87.6	24.717	114.3	1:43.165	
4	32.101	92.6	46.353	84.6	24.916	113.3	1:43.370		10	31.809	93.5	45.519	86.2	24.801	113.7	1:42.129	
5	32.071	92.4	47.140	77.1	25.951	113.3	1:45.162		11	34.164	87.4	47.639	80.8	25.464	114.1	1:47.267	
6	32.056	91.7	46.796	81.9	25.225	112.8	1:44.077		12								

73 David Axisa (S20)							Tiga SC79										
lap	Sect-1	Speed	Sect-2	Speed	Sect-3	Speed	Laptime	Pit	lap	Sect-1	Speed	Sect-2	Speed	Sect-3	Speed	Laptime	Pit
1	Out	78.8	51.508	74.2	26.836	108.6	2:00.209		8	32.273	92.1	44.772	86.1	24.709	112.2	1:41.754	
2	34.161	84.0	50.002	73.8	25.971	110.4	1:50.134		9	31.656	93.4	45.652	81.2	24.962	111.5	1:42.270	
3	33.575	90.4	47.265	82.1	In		2:40.018	P	10	32.136	91.7	45.862	80.0	24.510	112.2	1:42.508	
4	Out	90.0	47.295	79.8	25.096	111.3	1:51.707		11	36.204	71.6	59.133	44.7	In		3:48.596	P
5	33.144	93.0	46.612	82.3	25.882	112.0	1:45.638		12	Out	73.3	53.254	71.0	25.639	110.6	2:00.397	
6	32.533	92.2	46.981	82.8	25.130	111.1	1:44.644		13	32.392	92.1	45.146	84.1	24.575	112.6	1:42.113	
7	32.458	92.6	45.458	79.9	24.792	112.4	1:42.708		14								

79 Andreas Floth (S20)							Lola T492										
lap	Sect-1	Speed	Sect-2	Speed	Sect-3	Speed	Laptime	Pit	lap	Sect-1	Speed	Sect-2	Speed	Sect-3	Speed	Laptime	Pit
1	Out	79.1	54.599	70.6	28.774	102.5	2:06.577		8	34.583	90.9	47.353	86.5	26.359	109.8	1:48.295	
2	37.034	83.3	51.832	78.7	28.883	104.9	1:57.749		9	32.730	91.5	48.259	78.0	26.001	110.7	1:46.990	
3	34.996	88.2	49.835	82.8	26.627	107.9	1:51.458		10	32.884	91.1	48.463	85.5	25.906	110.0	1:47.253	
4	33.644	90.3	50.119	82.5	26.977	106.7	1:50.740		11	32.980	91.4	47.983	81.6	25.593	110.0	1:46.556	
5	33.756	88.5	49.271	81.9	26.464	108.6	1:49.491		12	32.547	87.9	48.339	88.4	26.370	110.0	1:47.256	
6	34.596	83.2	48.372	83.8	26.257	109.3	1:49.225		13	32.976	90.9	50.689	81.3	25.982	110.9	1:49.647	
7	32.855	91.0	47.285	82.8	25.854	110.4	1:45.994		14	32.582	91.5	47.016	86.6	26.116	110.0	1:45.714	

88 Kevin Cooke (SP3)							Royale RP17										
lap	Sect-1	Speed	Sect-2	Speed	Sect-3	Speed	Laptime	Pit	lap	Sect-1	Speed	Sect-2	Speed	Sect-3	Speed	Laptime	Pit
1	Out	75.6	50.672	68.8	25.265	127.3	1:58.141		5	32.557	96.3	46.301	74.6	24.550	129.0	1:43.408	
2	33.493	91.5	47.220	74.5	25.089	125.6	1:45.802		6	32.244	95.6	46.003	74.4	24.310	127.5	1:42.557	
3	32.275	95.0	46.060	73.0	24.497	128.7	1:42.832		7	31.902	96.1	45.373	75.4	24.193	126.6	1:41.468	
4	32.498	97.0	45.851	78.4	24.297	127.8	1:42.646		8	32.400	95.6	44.451	79.0	23.823	131.0	1:40.674	



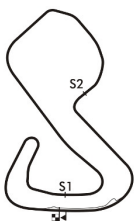
**Session Start: 11:40:27 - Finish: 12:05:29**  
**Weather/Track Conditions: Bright / Dry**  
**Circuit: Brands Hatch Grand Prix Circuit**  
**Track Length: 3.916 Km - 2.4330 miles**

# Legends of Brands Hatch Superprix - 1 - 2 Jul 2017

## Pre 80 Endurance Challenge Series

### Qualifying for Race 9 - Sector Analysis

92 Lees-Wilson (S20)								Lola T492							
Lap	Sect-1	Speed	Sect-2	Speed	Sect-3	Speed	Laptime Pit	Lap	Sect-1	Speed	Sect-2	Speed	Sect-3	Speed	Laptime Pit
1	Out	80.0	54.304	63.6	28.055	105.5	2:03.549	7	Out	76.3	52.023	61.4	29.055	107.0	2:02.175
2	35.937	87.2	52.551	68.4	27.429	107.0	1:55.917	8	35.050	81.4	49.427	70.5	27.170	106.7	1:51.647
3	34.671	81.2	50.568	71.4	26.744	106.5	1:51.983	9	34.364	82.3	49.942	70.1	26.995	108.2	1:51.301
4	34.717	85.7	50.893	63.8	27.058	107.2	1:52.668	10	33.983	85.9	50.704	69.0	27.212	108.1	1:51.899
5	34.678	85.8	49.843	73.1	26.328	105.9	1:50.849	11	34.371	81.8	49.705	63.9	27.827	108.2	1:51.903
6	34.455	85.0	50.732	73.7	In		3:59.101 P	12	33.993	83.9	50.193	69.7	27.559	107.7	1:51.745

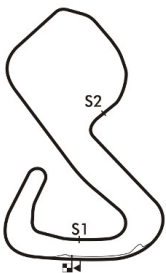


# Legends of Brands Hatch Superprix - 1 - 2 Jul 2017

## Pre 80 Endurance Challenge Series

### Qualifying for Race 9 - Best Sector Times

	SECTOR 1			SECTOR 2			SECTOR 3			IDEAL / BEST LAP COMPARISON					
	NO	TIME	LAP	NO	TIME	LAP	NO	TIME	LAP	NO	NAME	BEST	IN	IDEAL	DIFF
1	1	27.795	12	1	38.144	15	1	20.613	10	1	Voyazides-Hadfield	1:26.728	15	1:26.552	+0.176
2	14	28.263	14	60	39.160	8	60	21.101	10	60	John Burton	1:29.241	9	1:28.745	+0.496
3	60	28.484	5	14	39.891	12	3	21.470	11	14	Spiers-Hetherington	1:29.983	14	1:29.865	+0.118
4	29	28.945	11	29	40.244	11	29	21.600	10	29	Richardson-Gatherc	1:30.885	10	1:30.789	+0.096
5	21	29.185	8	3	40.329	12	14	21.711	14	3	Richard Piper	1:31.446	11	1:31.014	+0.432
6	3	29.215	11	21	41.157	7	21	22.032	8	21	Robert Parker	1:32.834	8	1:32.374	+0.460
7	73	31.656	9	26	43.797	9	12	23.451	8	12	Peter Hallford	1:39.985	8	1:39.985	+0.000
8	49	31.698	9	12	44.375	8	26	23.724	9	26	George Douglas	1:40.003	9	1:39.361	+0.642
9	72	31.809	10	88	44.451	8	88	23.823	8	88	Kevin Cooke	1:40.674	8	1:40.176	+0.498
10	26	31.840	10	73	44.772	8	49	24.149	7	49	Keith Norris	1:41.337	7	1:41.174	+0.163
11	88	31.902	7	49	45.327	7	73	24.510	10	73	David Axisa	1:41.754	8	1:40.938	+0.816
12	12	32.159	8	72	45.519	10	72	24.717	9	72	Jonathan Loader	1:42.129	10	1:42.045	+0.084
13	79	32.547	12	79	47.016	14	79	25.593	11	79	Andreas Floth	1:45.714	14	1:45.156	+0.558
14	92	33.983	10	92	49.427	8	92	26.328	5	92	Lees-Wilson	1:50.849	5	1:49.738	+1.111



**Session Start: 11:40:27 - Finish: 12:05:29**  
**Weather/Track Conditions: Bright / Dry**  
**Circuit: Brands Hatch Grand Prix Circuit**  
**Track Length: 3.916 Km - 2.4330 miles**

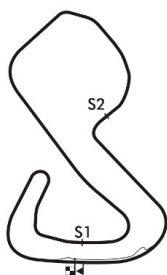


# Legends of Brands Hatch Superprix - 1 - 2 Jul 2017

## Pre 80 Endurance Challenge Series

### Qualifying for Race 9 - Best Sector Speeds

	NO	SECTOR 1	MPH	NO	SECTOR 2	MPH	NO	SECTOR 3	MPH
1	1	Voyazides-Hadfield	118.8	29	Richardson-Gathercole	99.5	1	Voyazides-Hadfield	150.0
2	60	John Burton	113.4	1	Voyazides-Hadfield	97.9	3	Richard Piper	136.3
3	3	Richard Piper	110.7	60	John Burton	97.0	60	John Burton	136.3
4	14	Spiers-Hetherington	110.4	14	Spiers-Hetherington	96.3	29	Richardson-Gathercole	134.7
5	21	Robert Parker	110.0	3	Richard Piper	93.6	12	Peter Hallford	133.9
6	29	Richardson-Gathercole	108.8	21	Robert Parker	90.9	14	Spiers-Hetherington	133.9
7	26	George Douglas	101.3	79	Andreas Floth	88.4	21	Robert Parker	132.5
8	12	Peter Hallford	99.6	72	Jonathan Loader	87.6	88	Kevin Cooke	131.0
9	88	Kevin Cooke	97.0	73	David Axisa	86.1	26	George Douglas	127.3
10	49	Keith Norris	94.7	26	George Douglas	86.0	49	Keith Norris	116.5
11	72	Jonathan Loader	93.5	12	Peter Hallford	83.3	72	Jonathan Loader	114.3
12	73	David Axisa	93.4	49	Keith Norris	82.3	73	David Axisa	112.6
13	79	Andreas Floth	91.5	88	Kevin Cooke	79.0	79	Andreas Floth	110.9
14	92	Lees-Wilson	87.2	92	Lees-Wilson	73.7	92	Lees-Wilson	108.2



**Session Start: 11:40:27 - Finish: 12:05:29**  
**Weather/Track Conditions: Bright / Dry**  
**Circuit: Brands Hatch Grand Prix Circuit**  
**Track Length: 3.916 Km - 2.4330 miles**

# Legends of Brands Hatch Superprix - 1 - 2 Jul 2017

## Pre 80 Endurance Challenge Series Race 9 - Starting Grid - AMENDED

Sheet No:

*Start Time : 12:30 - Heat Duration : 1 Hour*

8	15	31 Glover-Hyett		
7	13	79 Andreas Floth	14	92 Lees-Wilson
6	11	73 David Axisa	12	72 Jonathan Loader
5	9	88 Kevin Cooke	10	49 Keith Norris
4	7	12 Peter Hallford	8	26 George Douglas
3	5	3 Richard Piper	6	21 Robert Parker
2	3	14 Spiers-Hetherington	4	29 Richardson-Gathercole
1	1	1 Voyazides-Hadfield	2	60 John Burton
ROW		Pole Right		

Car 31 allowed to start from back of grid.

*Circuit: Brands Hatch Grand Prix Circuit  
Track Length: 3.916 Km - 2.4330 miles*

These results are provisional until the conclusion of any judicial and technical matters.

Clerk of the Course:

Julian Floyd

Timekeeper:

Nick Palmer

Issued at:

## Legends of Brands Hatch Superprix - 1 - 2 Jul 2017

### HSCC/HRSR Historic Touring Cars Qualifying for Race 7 - Classification

Sheet No:

POS	NO	DRIVER/S	CLASS	CLASS		CAR MAKE / MODEL	TIME	ON	LAPS	GAP	DIFF	MPH
				POS								
1	6	Warren Briggs	K1	1		Ford Mustang	1:48.725	4	7			80.56
2	10	Jack Drury	K1	2		Ford Falcon	1:48.931	5	7	0.206	0.206	80.41
3	44	Ben Winrow	K2	1		Ford Lotus Cortina	1:50.404	7	8	1.679	1.473	79.33
4	7	Peter Chambers	K2	2		Ford Lotus Cortina	1:50.668	2	7	1.943	0.264	79.14
5	3	Peter Halford	K1	3		Ford Mustang	1:50.784	7	7	2.059	0.116	79.06
6	32	Richard Belcher	B	1		Ford Lotus Cortina	1:50.812	4	8	2.087	0.028	79.04
7	69	Bob Bullen	C	1		Ford Anglia	1:51.103	5	7	2.378	0.291	78.83
8	166	Rob Fenn	K1	4		Ford Mustang	1:51.139	7	7	2.414	0.036	78.81
9	67	James Clarke	C	2		Ford Lotus Cortina	1:51.695	4	5	2.970	0.556	78.42
10	15	Mark Watts	K1	5		Ford Mustang	1:53.074	4	8	4.349	1.379	77.46
11	1	Simon Benoy	E	1		Hillman Imp	1:53.106	6	8	4.381	0.032	77.44
12	14	Jon Milicevic	K4	1		Morris Mini Cooper	1:53.451	3	8	4.726	0.345	77.20
13	49	Peter Hore	C	3		Ford Lotus Cortina	1:54.570	6	8	5.845	1.119	76.45
14	94	Steven Platts	E	2		Singer Chamois	1:55.071	5	8	6.346	0.501	76.12
15	97	David Heale	E	3		Hillman Imp	1:55.258	4	8	6.533	0.187	75.99
16	55	Rob Wainwright	E	4		Austin A40	1:56.707	7	8	7.982	1.449	75.05
17	17	Roger Ebdon	K3	1		Morris Mini	1:57.731	6	7	9.006	1.024	74.40
18	95	Shaun Hazlewood	E	5		Hillman Imp	1:58.039	7	8	9.314	0.308	74.20
19	38	Graeme Kersley	K2	3		Ford Lotus Cortina	2:01.999	6	7	13.274	3.960	71.79
20	61	Brian Webb	C	4		Ford Anglia 105E	2:02.575	4	7	13.850	0.576	71.46
21	176	Andrew Davenall	A	1		Austin A105	2:05.596	7	7	16.871	3.021	69.74
22	56	Michael Sheraton	I	1		Ford Anglia	2:05.766	6	6	17.041	0.170	69.64
23	68	John Marsden	D	1		Austin Cooper S	2:08.904	7	7	20.179	3.138	67.95
24	36	Jim Chapman	INV	1		Chevrolet Corvair	2:12.959	4	4	24.234	4.055	65.88
25	42	John Spiers	K2	4		Ford Lotus Cortina			1			0.00

Cars 7 & 36 require working transponders - Regulation Q.12.2.1 refers.  
A 30 second penalty will be applied if not working in the race.

*Session Start: 12:10:39 - Finish: 12:25:42*  
*Weather/Track Conditions: Cloud / Dry*  
*Circuit: Brands Hatch Grand Prix Circuit*  
*Track Length: 3.916 Km - 2.4330 miles*

These results are provisional until the conclusion of any judicial and technical matters.

Clerk of the Course:

Julian Floyd

Timekeeper:

Nick Palmer

Issued at:



# Legends of Brands Hatch Superprix - 1 - 2 Jul 2017

## HSCC/HRSR Historic Touring Cars Qualifying for Race 7 - Sector Analysis

1 Simon Benoy (E)								Hillman Imp							
lap	Sect-1	Speed	Sect-2	Speed	Sect-3	Speed	Laptime Pit	lap	Sect-1	Speed	Sect-2	Speed	Sect-3	Speed	Laptime Pit
1	Out	80.5	51.982	69.0	28.223	102.8	2:00.521	5	35.448	82.3	51.789	79.2	27.332	102.2	1:54.569
2	35.518	84.1	50.803	73.3	27.508	101.9	1:53.829	6	34.918	83.7	50.754	76.1	27.434	101.9	1:53.106
3	34.895	84.9	50.840	72.3	27.587	101.6	1:53.322	7	35.152	83.5	51.037	74.5	27.594	101.9	1:53.783
4	35.320	84.6	50.636	76.1	27.384	103.0	1:53.340	8	35.168	84.5	51.392	72.0	27.505	101.9	1:54.065

3 Peter Hallford (K1)								Ford Mustang							
lap	Sect-1	Speed	Sect-2	Speed	Sect-3	Speed	Laptime Pit	lap	Sect-1	Speed	Sect-2	Speed	Sect-3	Speed	Laptime Pit
1	Out	83.0	51.578	77.1	26.432	117.5	1:58.079	5	36.655	86.5	49.982	76.6	27.276	104.4	1:53.913
2	36.965	84.1	51.127	72.6	26.467	119.8	1:54.559	6	35.915	94.6	50.130	76.4	26.921	119.0	1:52.966
3	35.618	91.1	49.715	74.6	26.483	116.9	1:51.816	7	35.199	88.6	49.336	73.9	26.249	120.2	1:50.784
4	36.002	89.7	49.642	77.1	26.165	116.9	1:51.809	8							

6 Warren Briggs (K1)								Ford Mustang							
lap	Sect-1	Speed	Sect-2	Speed	Sect-3	Speed	Laptime Pit	lap	Sect-1	Speed	Sect-2	Speed	Sect-3	Speed	Laptime Pit
1	Out	82.8	50.621	73.5	26.372	120.2	1:56.361	5	36.547	84.0	56.085	59.9	29.504	119.8	2:02.136
2	34.943	90.7	49.113	72.4	26.194	119.8	1:50.250	6	34.923	89.1	50.217	80.0	25.868	120.9	1:51.008
3	34.487	91.4	48.935	78.6	26.004	120.4	1:49.426	7	34.592	91.9	49.015	79.3	25.829	120.2	1:49.436
4	34.443	94.0	48.427	76.8	25.855	121.1	1:48.725	8							

7 Peter Chambers (K2)								Ford Lotus Cortina							
lap	Sect-1	Speed	Sect-2	Speed	Sect-3	Speed	Laptime Pit	lap	Sect-1	Speed	Sect-2	Speed	Sect-3	Speed	Laptime Pit
1							1:51.912	5							1:52.242
2							1:50.668	6							1:51.862
3							1:51.695	7							1:52.350
4							1:53.322	8							

10 Jack Drury (K1)								Ford Falcon							
lap	Sect-1	Speed	Sect-2	Speed	Sect-3	Speed	Laptime Pit	lap	Sect-1	Speed	Sect-2	Speed	Sect-3	Speed	Laptime Pit
1	34.830		49.255	76.4	25.818	121.5	1:49.903	5	34.674		48.203	79.1	26.054	121.5	1:48.931
2	34.588		49.436	79.1	25.822	121.5	1:49.846	6	34.758		48.625	78.4	25.803	122.2	1:49.186
3	34.610		48.538	80.1	26.827	120.2	1:49.975	7	34.529		48.946	73.3	26.204	111.7	1:49.679
4	37.384		50.724	77.5	26.436	121.5	1:54.544	8							

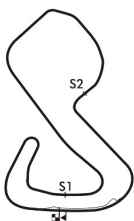
14 Jon Milicevic (K4)								Morris Mini Cooper							
lap	Sect-1	Speed	Sect-2	Speed	Sect-3	Speed	Laptime Pit	lap	Sect-1	Speed	Sect-2	Speed	Sect-3	Speed	Laptime Pit
1	Out	79.9	53.147	69.4	27.653	101.1	1:58.866	5	35.246	83.0	50.827	78.0	27.877	99.2	1:53.950
2	35.302	83.2	50.727	77.2	27.437	101.1	1:53.466	6	35.256	83.0	50.936	73.7	28.528	102.0	1:54.720
3	35.506	82.6	50.713	78.7	27.232	101.9	1:53.451	7	35.719	82.1	52.346	76.1	27.360	102.2	1:55.425
4	35.439	83.2	51.513	79.5	27.289	102.2	1:54.241	8	35.468	81.7	51.259	77.8	27.440	102.2	1:54.167

15 Mark Watts (K1)								Ford Mustang							
lap	Sect-1	Speed	Sect-2	Speed	Sect-3	Speed	Laptime Pit	lap	Sect-1	Speed	Sect-2	Speed	Sect-3	Speed	Laptime Pit
1	Out	81.2	53.240	64.3	27.695	113.5	2:04.850	5	36.301	82.3	51.472	59.4	28.392	116.7	1:56.165
2	37.362	81.8	52.934	67.1	27.371	114.7	1:57.667	6	36.453	84.4	51.058	66.4	27.534	113.3	1:55.045
3	36.931	73.8	51.350	73.8	26.919	117.5	1:55.200	7	35.966	85.7	50.728	71.0	26.547	116.9	1:53.241
4	36.129		50.309	69.7	26.636	118.3	1:53.074	8	36.069	78.1	51.079	70.4	27.534	111.3	1:54.682

17 Roger Ebdon (K3)								Morris Mini							
lap	Sect-1	Speed	Sect-2	Speed	Sect-3	Speed	Laptime Pit	lap	Sect-1	Speed	Sect-2	Speed	Sect-3	Speed	Laptime Pit
1	Out	69.6	59.903	62.5	30.247	94.4	2:15.592	5	36.602	80.4	53.221	76.6	29.121	100.8	1:58.944
2	39.062	76.3	56.814	66.8	28.974	99.7	2:04.850	6	36.418	79.9	52.646	73.0	28.667	101.6	1:57.731
3	37.070	67.5	55.510	71.6	29.033	98.3	2:01.613	7	37.012	78.8	53.653	76.0	28.746	100.3	1:59.411
4	37.119	80.4	53.583	70.2	28.544	100.3	1:59.246	8							



Session Start: 12:10:39 - Finish: 12:25:42  
 Weather/Track Conditions: Cloud / Dry  
 Circuit: Brands Hatch Grand Prix Circuit  
 Track Length: 3.916 Km - 2.4330 miles

# Legends of Brands Hatch Superprix - 1 - 2 Jul 2017

## HSCC/HRSR Historic Touring Cars Qualifying for Race 7 - Sector Analysis

32 Richard Belcher (B)								Ford Lotus Cortina							
Lap	Sect-1	Speed	Sect-2	Speed	Sect-3	Speed	Laptime Pit	Lap	Sect-1	Speed	Sect-2	Speed	Sect-3	Speed	Laptime Pit
1	Out	74.9	53.848	67.2	27.405	110.7	2:04.305	5	34.622	85.3	50.860	72.5	26.483	112.6	1:51.965
2		35.674	82.5	50.053	74.6	26.603	1:52.330	6	34.793	87.2	50.190	71.8	27.802	97.2	1:52.785
3		34.495	84.7	50.247	69.7	26.369	1:51.111	7	35.559	83.5	50.416	66.1	26.636	111.7	1:52.611
4		34.679	86.4	49.713	75.5	26.420	1:50.812	8	35.032	86.9	49.690	76.9	26.687	107.9	1:51.409

36 Jim Chapman (1 NV)								Chevrolet Corvaair							
Lap	Sect-1	Speed	Sect-2	Speed	Sect-3	Speed	Laptime Pit	Lap	Sect-1	Speed	Sect-2	Speed	Sect-3	Speed	Laptime Pit
1							2:13.734	3							2:20.627
2							2:20.422	4							2:12.959

38 Graeme Kersley (K2)								Ford Lotus Cortina							
Lap	Sect-1	Speed	Sect-2	Speed	Sect-3	Speed	Laptime Pit	Lap	Sect-1	Speed	Sect-2	Speed	Sect-3	Speed	Laptime Pit
1	Out	67.3	59.624	64.6	30.246	102.0	2:13.083	5	38.698	74.0	55.062	64.7	28.902	104.4	2:02.662
2		39.454	77.7	55.596	67.4	29.553	2:04.603	6	38.247	73.7	54.654	62.9	29.098	103.6	2:01.999
3		38.733	57.6	56.987	50.1	29.859	2:05.579	7	38.921	73.7	54.598	63.5	28.750	103.7	2:02.269
4		38.053	76.6	55.457	61.0	29.130	2:02.640	8							

42 John Spiers (K2)								Ford Lotus Cortina							
Lap	Sect-1	Speed	Sect-2	Speed	Sect-3	Speed	Laptime Pit	Lap	Sect-1	Speed	Sect-2	Speed	Sect-3	Speed	Laptime Pit
1	Out	75.0	54.650	75.3	27.527	106.0	2:04.320	2							

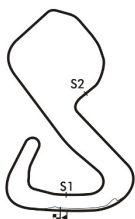
44 Ben Winrow (K2)								Ford Lotus Cortina							
Lap	Sect-1	Speed	Sect-2	Speed	Sect-3	Speed	Laptime Pit	Lap	Sect-1	Speed	Sect-2	Speed	Sect-3	Speed	Laptime Pit
1	Out	81.3	51.983	69.8	27.100	107.7	1:58.301	5	35.341	87.9	50.550	74.2	26.557	109.5	1:52.448
2		35.018	86.7	50.106	75.6	26.494	1:51.618	6	35.098	88.8	49.429	75.6	26.691	110.0	1:51.218
3		34.913	86.2	49.882	76.7	26.563	1:51.358	7	34.720	88.6	49.195	82.0	26.489	110.0	1:50.404
4		34.533	88.5	50.058	76.8	26.962	1:51.553	8	34.542	88.0	50.986	54.2	27.263	109.5	1:52.791

49 Peter Hore (C)								Ford Lotus Cortina							
Lap	Sect-1	Speed	Sect-2	Speed	Sect-3	Speed	Laptime Pit	Lap	Sect-1	Speed	Sect-2	Speed	Sect-3	Speed	Laptime Pit
1	Out	81.0	53.053	69.2	28.391	100.8	2:02.662	5	36.539	85.2	51.369	72.8	27.994	107.9	1:55.902
2		43.932	73.8	53.146	72.0	27.892	2:04.970	6	36.086	86.4	51.130	74.2	27.354	108.9	1:54.570
3		36.642	85.3	53.387	70.5	28.011	1:58.040	7	36.016	86.7	50.942	75.6	27.663	108.9	1:54.621
4		36.617	80.1	53.370	71.2	27.697	1:57.684	8	36.303	86.8	52.033	72.6	27.707	109.1	1:56.043

55 Rob Wainwright (E)								Austin A40							
Lap	Sect-1	Speed	Sect-2	Speed	Sect-3	Speed	Laptime Pit	Lap	Sect-1	Speed	Sect-2	Speed	Sect-3	Speed	Laptime Pit
1	Out	75.5	54.950	65.3	29.922	96.5	2:07.119	5	36.810	80.3	53.919	68.3	29.529	98.4	2:00.258
2		38.793	77.7	53.403	69.4	30.123	2:02.319	6	36.566	80.5	51.684	72.3	28.501	99.2	1:56.751
3		37.098	79.8	54.945	67.6	29.075	2:01.118	7	36.871	80.3	51.698	74.0	28.138	99.0	1:56.707
4		37.600	80.4	52.280	70.0	28.284	1:58.164	8	37.403	80.8	53.754	70.1	29.476	97.2	2:00.633

56 Michael Sheraton (I)								Ford Anglia							
Lap	Sect-1	Speed	Sect-2	Speed	Sect-3	Speed	Laptime Pit	Lap	Sect-1	Speed	Sect-2	Speed	Sect-3	Speed	Laptime Pit
1	Out	69.8	59.073	66.9	30.330	91.9	2:13.637	4	38.816	71.4	57.191	67.2	29.894	93.5	2:05.901
2		39.205	69.2	59.233	67.4	In	4:28.818 P	5	38.678	71.6	57.655	70.5	29.972	92.9	2:06.305
3	Out	53.8	1:00.251	67.5	30.547	92.6	2:18.448	6	38.810	70.6	56.686	66.3	30.270	93.1	2:05.766

61 Brian Webb (C)								Ford Anglia 105E							
Lap	Sect-1	Speed	Sect-2	Speed	Sect-3	Speed	Laptime Pit	Lap	Sect-1	Speed	Sect-2	Speed	Sect-3	Speed	Laptime Pit
1	Out	61.3	1:00.573	59.5	30.070	99.3	2:17.940	5	38.965	76.2	55.652	73.3	28.956	100.0	2:03.573
2		38.880	73.1	58.408	67.6	29.838	2:07.126	6	38.527	76.4	56.930	67.1	29.580	100.6	2:05.037
3		39.491	72.6	56.988	62.8	29.898	2:06.377	7	38.077	77.0	55.836	67.9	29.590	98.1	2:03.503
4		38.259	72.9	55.490	66.6	28.826	2:02.575	8							



**Session Start: 12:10:39 - Finish: 12:25:42**  
**Weather/Track Conditions: Cloud / Dry**  
**Circuit: Brands Hatch Grand Prix Circuit**  
**Track Length: 3.916 Km - 2.4330 miles**

# Legends of Brands Hatch Superprix - 1 - 2 Jul 2017

## HSCC/HRSR Historic Touring Cars Qualifying for Race 7 - Sector Analysis

67 James Clarke (C)								Ford Lotus Cortina							
lap	Sect-1	Speed	Sect-2	Speed	Sect-3	Speed	Laptime Pit	lap	Sect-1	Speed	Sect-2	Speed	Sect-3	Speed	Laptime Pit
1	Out	80.3	53.079	66.3	27.501	106.5	2:01.307	4	34.627	83.0	50.673	77.0	26.395	108.2	1:51.695
2	35.394	85.7	50.676	73.8	26.715	107.6	1:52.785	5	34.725	87.2	49.403	70.0	44.814	89.2	2:08.942
3	34.924	86.9	51.332	66.9	26.839	108.4	1:53.095	6							

68 John Marsden (D)								Austin Cooper S							
lap	Sect-1	Speed	Sect-2	Speed	Sect-3	Speed	Laptime Pit	lap	Sect-1	Speed	Sect-2	Speed	Sect-3	Speed	Laptime Pit
1	Out	67.2	1:02.042	65.4	32.023	93.3	2:19.241	5	42.119	59.0	59.473	59.2	30.924	86.0	2:12.516
2	40.739	66.6	1:02.507	65.6	31.243	94.6	2:14.489	6	39.801	75.6	59.737	63.1	32.155	92.6	2:11.693
3	39.605	75.8	1:00.986	64.7	31.342	95.0	2:11.933	7	39.739	75.9	58.055	70.0	31.110	91.6	2:08.904
4	40.351	69.8	1:01.971	52.9	31.644	95.4	2:13.966	8							

69 Bob Bullen (C)								Ford Anglia							
lap	Sect-1	Speed	Sect-2	Speed	Sect-3	Speed	Laptime Pit	lap	Sect-1	Speed	Sect-2	Speed	Sect-3	Speed	Laptime Pit
1	36.141		50.527	78.2	27.095	106.7	1:53.763	5	34.767		49.650	76.9	26.686	109.3	1:51.103
2	35.632		49.822	75.7	26.974	105.4	1:52.428	6	34.964		49.677	75.1	27.200	106.9	1:51.841
3	34.785		50.581	76.2	26.753	108.2	1:52.119	7	34.650		49.637	74.2	26.817	107.4	1:51.104
4	34.579		49.818	73.8	26.937	107.0	1:51.334	8							

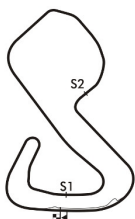
94 Steven Platts (E)								Singer Chamois							
lap	Sect-1	Speed	Sect-2	Speed	Sect-3	Speed	Laptime Pit	lap	Sect-1	Speed	Sect-2	Speed	Sect-3	Speed	Laptime Pit
1	Out	73.3	56.696	57.8	30.078	102.0	2:11.610	5	35.888	78.9	51.323	71.6	27.860	102.0	1:55.071
2	36.605	81.5	51.600	75.6	27.587	103.0	1:55.792	6	36.793	72.1	53.338	69.1	28.609	101.2	1:58.740
3	35.406		51.904	72.6	28.227	102.3	1:55.537	7	35.968	79.2	52.403	72.3	27.864	102.5	1:56.235
4	35.813	80.3	52.216	72.3	27.983	102.5	1:56.012	8	35.683	79.8	53.686	69.1	28.988	87.0	1:58.357

95 Shaun Hazlewood (E)								Hillman Imp							
lap	Sect-1	Speed	Sect-2	Speed	Sect-3	Speed	Laptime Pit	lap	Sect-1	Speed	Sect-2	Speed	Sect-3	Speed	Laptime Pit
1	Out	74.1	54.602	63.1	28.899	98.4	2:07.046	5	37.476	78.1	53.625	69.2	28.673	98.6	1:59.774
2	37.072	78.4	53.613	72.1	28.415	99.9	1:59.100	6	37.477	77.8	55.120	65.4	28.871	99.3	2:01.468
3	37.085	78.7	53.215	73.9	28.290	99.7	1:58.590	7	37.257	78.3	52.562	74.0	28.220	100.2	1:58.039
4	36.963	76.3	53.185	73.8	28.406	99.9	1:58.554	8	37.322	79.1	53.798	74.6	29.251	97.2	2:00.371

97 David Heale (E)								Hillman Imp							
lap	Sect-1	Speed	Sect-2	Speed	Sect-3	Speed	Laptime Pit	lap	Sect-1	Speed	Sect-2	Speed	Sect-3	Speed	Laptime Pit
1	Out	77.7	52.969	74.2	27.959	105.4	2:01.695	5	35.737	82.8	51.864	73.2	28.485	102.5	1:56.086
2	36.931	73.3	54.278	73.1	27.590	106.5	1:58.799	6	35.676	83.5	51.455	72.9	28.554	97.4	1:55.685
3	35.649	82.3	51.690	79.8	28.062	103.7	1:55.401	7	36.469	84.8	52.505	68.5	28.414	103.9	1:57.388
4	35.542	84.2	51.442	82.3	28.274	103.3	1:55.258	8	36.574	75.3	52.932	75.3	28.062	102.5	1:57.568

166 Rob Fenn (K1)								Ford Mustang							
lap	Sect-1	Speed	Sect-2	Speed	Sect-3	Speed	Laptime Pit	lap	Sect-1	Speed	Sect-2	Speed	Sect-3	Speed	Laptime Pit
1	Out	72.6	56.291	66.7	29.917	96.0	2:10.529	5	35.300	84.6	50.698	73.5	26.682	118.1	1:52.680
2	38.963	80.1	53.634	67.2	27.794	111.1	2:00.391	6	35.284	83.6	49.783	77.5	26.462	118.7	1:51.529
3	38.920	61.5	58.665	60.9	33.185	114.3	2:10.770	7	34.955	87.8	49.916	73.8	26.268	115.7	1:51.139
4	35.359	82.7	50.178	72.0	26.802	117.5	1:52.339	8							

176 Andrew Davenall (A)								Austin A105							
lap	Sect-1	Speed	Sect-2	Speed	Sect-3	Speed	Laptime Pit	lap	Sect-1	Speed	Sect-2	Speed	Sect-3	Speed	Laptime Pit
1	Out	67.4	1:00.107	59.8	31.570	99.0	2:17.258	5	38.847	77.4	58.393	68.7	29.457	100.2	2:06.697
2	41.543	66.9	59.087	66.9	30.937	96.3	2:11.567	6	38.922	76.3	57.045	63.1	30.507	101.2	2:06.474
3	40.604	74.1	58.276	66.1	31.397	99.0	2:10.277	7	38.479	78.8	57.506	64.0	29.611	100.3	2:05.596
4	41.081	72.9	59.009	65.7	29.773	99.5	2:09.863	8							



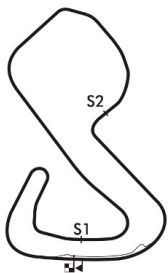
Session Start: 12:10:39 - Finish: 12:25:42  
Weather/Track Conditions: Cloud / Dry  
Circuit: Brands Hatch Grand Prix Circuit  
Track Length: 3.916 Km - 2.4330 miles

# Legends of Brands Hatch Superprix - 1 - 2 Jul 2017

## HSCC/HRSR Historic Touring Cars

### Qualifying for Race 7 - Best Sector Times

	SECTOR 1			SECTOR 2			SECTOR 3			IDEAL / BEST LAP COMPARISON					
	NO	TIME	LAP	NO	TIME	LAP	NO	TIME	LAP	NO	NAME	BEST	IN	IDEAL	DIFF
1	6	34.443	4	10	48.203	5	10	25.803	6	6	Warren Briggs	1:48.725	4	1:48.699	+0.026
2	32	34.495	3	6	48.427	4	6	25.829	7	10	Jack Drury	1:48.931	5	1:48.535	+0.396
3	10	34.529	7	44	49.195	7	3	26.165	4	44	Ben Winrow	1:50.404	7	1:50.217	+0.187
4	44	34.533	4	3	49.336	7	166	26.268	7	7	Peter Chambers	1:50.668	2		+
5	69	34.579	4	67	49.403	5	32	26.369	3	3	Peter Hallford	1:50.784	7	1:50.700	+0.084
6	67	34.627	4	69	49.637	7	67	26.395	4	32	Richard Belcher	1:50.812	4	1:50.554	+0.258
7	1	34.895	3	32	49.690	8	44	26.489	7	69	Bob Bullen	1:51.103	5	1:50.902	+0.201
8	166	34.955	7	166	49.783	6	15	26.547	7	166	Rob Fenn	1:51.139	7	1:51.006	+0.133
9	3	35.199	7	15	50.309	4	69	26.686	5	67	James Clarke	1:51.695	4	1:50.425	+1.270
10	14	35.246	5	1	50.636	4	14	27.232	3	15	Mark Watts	1:53.074	4	1:52.822	+0.252
11	94	35.406	3	14	50.713	3	1	27.332	5	1	Simon Benoy	1:53.106	6	1:52.863	+0.243
12	97	35.542	4	49	50.942	7	49	27.354	6	14	Jon Milicevic	1:53.451	3	1:53.191	+0.260
13	15	35.966	7	94	51.323	5	42	27.527	1	49	Peter Hore	1:54.570	6	1:54.312	+0.258
14	49	36.016	7	97	51.442	4	94	27.587	2	94	Steven Platts	1:55.071	5	1:54.316	+0.755
15	17	36.418	6	55	51.684	6	97	27.590	2	97	David Heale	1:55.258	4	1:54.574	+0.684
16	55	36.566	6	95	52.562	7	55	28.138	7	55	Rob Wainwright	1:56.707	7	1:56.388	+0.319
17	42	36.870	2	17	52.646	6	95	28.220	7	17	Roger Ebdon	1:57.731	6	1:57.608	+0.123
18	95	36.963	4	38	54.598	7	17	28.544	4	95	Shaun Hazlewood	1:58.039	7	1:57.745	+0.294
19	38	38.053	4	42	54.650	1	38	28.750	7	38	Graeme Kersley	2:01.999	6	2:01.401	+0.598
20	61	38.077	7	61	55.490	4	61	28.826	4	61	Brian Webb	2:02.575	4	2:02.393	+0.182
21	176	38.479	7	56	56.686	6	176	29.457	5	176	Andrew Davenall	2:05.596	7	2:04.981	+0.615
22	56	38.678	5	176	57.045	6	56	29.894	4	56	Michael Sheraton	2:05.766	6	2:05.258	+0.508
23	68	39.605	3	68	58.055	7	68	30.924	5	68	John Marsden	2:08.904	7	2:08.584	+0.320
24	7			7			7			36	Jim Chapman	2:12.959	4		+
25	36			36			36			42	John Spiers			1:59.047	3:55.728
26	47			47			47								



**Session Start: 12:10:39 - Finish: 12:25:42**  
**Weather/Track Conditions: Cloud / Dry**  
**Circuit: Brands Hatch Grand Prix Circuit**  
**Track Length: 3.916 Km - 2.4330 miles**

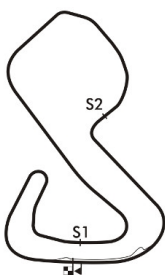


# Legends of Brands Hatch Superprix - 1 - 2 Jul 2017

## HSCC/HRSR Historic Touring Cars

### Qualifying for Race 7 - Best Sector Speeds

	NO	SECTOR 1	MPH	NO	SECTOR 2	MPH	NO	SECTOR 3	MPH
1	3	Peter Halford	94.6	97	David Heale	82.3	10	Jack Drury	122.2
2	6	Warren Briggs	94.0	44	Ben Winrow	82.0	6	Warren Briggs	121.1
3	44	Ben Winrow	88.8	10	Jack Drury	80.1	3	Peter Halford	120.2
4	166	Rob Fenn	87.8	6	Warren Briggs	80.0	166	Rob Fenn	118.7
5	32	Richard Belcher	87.2	14	Jon Milicevic	79.5	15	Mark Watts	118.3
6	67	James Clarke	87.2	1	Simon Benoy	79.2	32	Richard Belcher	113.0
7	49	Peter Hore	86.8	69	Bob Bullen	78.2	44	Ben Winrow	110.0
8	15	Mark Watts	85.7	166	Rob Fenn	77.5	69	Bob Bullen	109.3
9	1	Simon Benoy	84.9	3	Peter Halford	77.1	49	Peter Hore	109.1
10	97	David Heale	84.8	67	James Clarke	77.0	67	James Clarke	108.4
11	14	Jon Milicevic	83.2	32	Richard Belcher	76.9	97	David Heale	106.5
12	94	Steven Platts	81.5	17	Roger Ebdon	76.6	42	John Spiers	106.0
13	55	Rob Wainwright	80.8	94	Steven Platts	75.6	38	Graeme Kersley	104.4
14	17	Roger Ebdon	80.4	49	Peter Hore	75.6	1	Simon Benoy	103.0
15	95	Shaun Hazlewood	79.1	42	John Spiers	75.3	94	Steven Platts	103.0
16	176	Andrew Davenall	78.8	95	Shaun Hazlewood	74.6	14	Jon Milicevic	102.2
17	38	Graeme Kersley	77.7	55	Rob Wainwright	74.0	17	Roger Ebdon	101.6
18	42	John Spiers	77.6	15	Mark Watts	73.8	176	Andrew Davenall	101.2
19	61	Brian Webb	77.0	61	Brian Webb	73.3	61	Brian Webb	100.6
20	68	John Marsden	75.9	56	Michael Sheraton	70.5	95	Shaun Hazlewood	100.2
21	56	Michael Sheraton	71.6	68	John Marsden	70.0	55	Rob Wainwright	99.2
22	7	Peter Chambers	0.0	176	Andrew Davenall	68.7	68	John Marsden	95.4
23	10	Jack Drury	0.0	38	Graeme Kersley	67.4	56	Michael Sheraton	93.5
24	36	Jim Chapman	0.0	7	Peter Chambers	0.0	7	Peter Chambers	0.0
25	47	Nigel Cox	0.0	36	Jim Chapman	0.0	36	Jim Chapman	0.0
26	69	Bob Bullen	0.0	47	Nigel Cox	0.0	47	Nigel Cox	0.0



**Session Start: 12:10:39 - Finish: 12:25:42**  
**Weather/Track Conditions: Cloud / Dry**  
**Circuit: Brands Hatch Grand Prix Circuit**  
**Track Length: 3.916 Km - 2.4330 miles**

## Legends of Brands Hatch Superprix - 1 - 2 Jul 2017

### HSCC/HRSR Historic Touring Cars Race 7 - Starting Grid - AMENDED

Sheet No:

*Start Time : 17:20 - Heat Duration : 20 Minutes*

13	25	42 John Spiers	26	47 Nigel Cox
12	23	68 John Marsden	24	36 Jim Chapman
11	21	174 Andrew Davenall	22	56 Michael Sheraton
10	19	38 Graeme Kersley	20	61 Brian Webb
9	17	17 Roger Ebdon	18	95 Shaun Hazlewood
8	15	97 David Heale	16	55 Rob Wainwright
7	13	49 Peter Hore	14	94 Steven Platts
6	11	1 Simon Benoy	12	14 Jon Milicevic
5	9	67 James Clarke	10	15 Mark Watts
4	7	69 Bob Bullen	8	164 Rob Fenn
3	5	3 Peter Hallford	6	32 Richard Belcher
2	3	44 Ben Winrow	4	7 Peter Chambers
1	1	6 Warren Briggs	2	10 Jack Drury
ROW	Pole Right			

Car 47 allowed to start from back of grid.

*Circuit: Brands Hatch Grand Prix Circuit  
Track Length: 3.916 Km - 2.4330 miles*

These results are provisional until the conclusion of any judicial and technical matters.

Clerk of the Course:

Julian Floyd

Timekeeper:

Nick Palmer

Issued at:

## Legends of Brands Hatch Superprix - 1 - 2 Jul 2017

**HSCC Historic Formula Ford with Avon Tyres, Radio Caroline & Titan Historic Racing**

**Race 1 - Classification**

**Sheet No:**

POS	NO	DRIVER/S	CLASS	CLASS POS	CAR MAKE / MODEL	TIME	LAPS	GAP	DIFF	MPH	BEST	ON
1	73	Ed Thurston		1	Elden Mk8	20:18.645	12	-- 12 laps		86.25	1:40.383	6
2	58	Michael Grant Peterkin		2	Brabham BT21	20:28.292	12	9.647	9.647	85.57	1:40.850	5
3	36	Rob Smith	OF	1	Merlyn Mk20	20:28.584	12	9.939	0.292	85.54	1:41.355	3
4	13	Stuart Kestenbaum	OF	2	Crossle 16F	20:34.902	12	16.257	6.318	85.11	1:40.155	5
5	21	Ross Drybrough		3	Merlyn Mk20AS	20:41.196	12	22.551	6.294	84.68	1:41.147	11
6	17	Brian Morris	OF	3	Lola T202	20:41.242	12	22.597	0.046	84.67	1:41.692	4
7	56	Roland Svensson	OF	4	Merlyn Mk17	20:51.355	12	32.710	10.113	83.99	1:42.773	3
8	22	Tim Brise	OF	5	Merlyn Mk20	20:52.679	12	34.034	1.324	83.90	1:42.790	2
9	75	Daniel Pickett		4	Merlyn Mk20	20:59.154	12	40.509	6.475	83.47	1:42.933	9
10	72	Alistair Littlewood		5	Merlyn Mk20A	20:59.203	12	40.558	0.049	83.47	1:43.053	9
11	77	Chris Sharples	OF	6	Palliser WDF1	21:00.185	12	41.540	0.982	83.40	1:42.500	3
12	14	Neil Shinner	OF	7	Merlyn Mk20	21:02.544	12	43.899	2.359	83.25	1:41.473	6
13	20	Kevin Stanzl	OF	8	Crossle 20F	21:03.774	12	45.129	1.230	83.16	1:43.083	9
14	49	Harvey Sykes		6	Crossle 20F	21:04.109	12	45.464	0.335	83.14	1:43.192	4
15	66	Andrew Wiggins	OF	9	Titan Mk6	21:15.986	12	57.341	11.877	82.37	1:44.315	3
16	7	Rob Lamplough		7	Winkelmann WDF2	21:16.912	12	58.267	0.926	82.31	1:44.447	7
17	35	Michael Rasper		8	Merlyn Mk11A	21:17.041	12	58.396	0.129	82.30	1:43.377	6
18	82	Lee Penson		9	Lotus 51A	21:17.254	12	58.609	0.213	82.29	1:44.654	10
19	27	Dick Dixon	OF	10	Lotus 61	21:17.360	12	58.715	0.106	82.28	1:44.237	3
20	87	Ian Jeary		10	Elden Mk8	21:17.571	12	58.926	0.211	82.27	1:44.119	9
21	46	Stuart Dix	OF	11	Cooper Chinook	21:24.366	12	1:05.721	6.795	81.83	1:44.193	10
22	122	Chris Williams		11	Caldwell D9	21:25.291	12	1:06.646	0.925	81.77	1:45.069	8
23	81	James Lovett		12	Lola T200	21:26.222	12	1:07.577	0.931	81.71	1:44.378	7
24	47	Louis Hanjoul	OF	12	Elden Mk8/10	21:30.003	12	1:11.358	3.781	81.47	1:43.657	7
25	19	Stephen King	OF	13	Macon MR8	21:33.455	12	1:14.810	3.452	81.26	1:44.856	10
26	93	Rudolf Ernst	OF	14	Titan Mk6	21:47.015	12	1:28.370	13.560	80.41	1:45.908	9
27	32	Nigel Adams	OF	15	Lotus 61	22:02.384	12	1:43.739	15.369	79.48	1:47.205	6
28	114	Phil Nelson		13	Hawke DL2B	22:02.830	12	1:44.185	0.446	79.45	1:46.916	6
29	41	Paul Unsworth	OF	16	Palliser WDF3	20:23.279	11	-- 11 laps	10.197	78.76	1:46.208	9
30	71	Alan Cook	OF	17	Mallock Mk9	20:34.314	11	11.035	11.035	78.06	1:48.737	8
31	18	Bill Cowing	OF	18	Ginetta G18B	21:05.311	11	42.032	30.997	76.14	1:52.332	3
32	2	Alison Langridge	N	1	Lotus 61	21:30.011	11	1:06.732	24.700	74.68	1:54.211	11
33	177	Peter Hannam	OF	19	Nike Mk6	21:54.303	11	1:31.024	24.292	73.30	1:45.946	6
34	31	John Emery	N	2	Lola T200	20:18.853	10	-- 10 laps	30.960	71.86	1:57.683	5

----- NOT CLASSIFIED -----

DNF 88	Chris Stuart	OF		Elden Mk8	19:12.376	11	-- 11 laps			83.61	1:42.875	4
DNF 8	Andrew Mansell	OF		Merlyn Mk11A	19:12.646	11	0.270	0.270		83.59	1:42.734	9
DNF 39	Michael Richings	OF		Alexis Mk15	5:49.084	3	-- 3 laps --		28.498	75.27	1:50.642	3
DNF 26	John Slack	OF		Lola T200	5:51.084	3	2.000	2.000		74.84	1:48.418	3

*Session Start: 13:28:07 - Finish: 13:48:21*

*Weather/Track Conditions Bright / Dry*

*Circuit: Brands Hatch Grand Prix Circuit*

*Track Length: 3.916 Km - 2.4330 miles*

These results are provisional until the conclusion of any judicial and technical matters.

Clerk of the Course:  <div style="text-align: right;">Julian Floyd</div>	Timekeeper:  <div style="text-align: right;">Nick Palmer</div>	Issued at:  
--	--	--------------------

## Legends of Brands Hatch Superprix - 1 - 2 Jul 2017

HSCC Historic Formula Ford with Avon Tyres, Radio Caroline & Titan Historic Racing

Race 1 - Classification

Sheet No:

----- FASTEST LAP SUMMARY -----

NO	DRIVER/S	CLASS	CAR MAKE / MODEL	FASTEST LAP	ON	MPH
13	Stuart Kestenbaum	OF	Crossle 16F	1:40.155	5	87.45
73	Ed Thurston		Elden Mk8	1:40.383	6	87.25
2	Alison Langridge	N	Lotus 61	1:54.211	11	76.69

Session Start: 13:28:07 - Finish: 13:48:21

Weather/Track Conditions: Bright / Dry

Circuit: Brands Hatch Grand Prix Circuit

Track Length: 3.916 Km - 2.4330 miles

These results are provisional until the conclusion of any judicial and technical matters.

Clerk of the Course:

Timekeeper:

Issued at:

Julian Floyd

Nick Palmer



# Legends of Brands Hatch Superprix - 1 - 2 Jul 2017

## HSCC Historic Formula Ford with Avon Tyres, Radio Caroline & Titan Historic Racing

### Race 1 - Sector Analysis

2 Alison Langridge (N)								Lotus 61							
Lap	Sect-1	Speed	Sect-2	Speed	Sect-3	Speed	Laptime Pit	Lap	Sect-1	Speed	Sect-2	Speed	Sect-3	Speed	Laptime Pit
1		85.1	53.083	76.3	27.741	106.5	2:11.558	7	36.711	82.1	51.433	78.0	27.057	103.9	1:55.201
2	36.517	85.6	53.132	73.1	27.783	105.4	1:57.432	8	35.297	86.9	52.372	77.1	28.069	99.0	1:55.738
3	36.243	81.9	52.603	76.6	27.586	105.7	1:56.432	9	37.434	88.1	50.847	76.2	27.720	102.6	1:56.001
4	36.079	73.0	53.495	76.8	27.692	105.0	1:57.266	10	35.437	85.1	53.351	79.2	27.358	105.5	1:56.146
5	35.675	85.3	52.080	73.7	27.377	106.0	1:55.132	11	36.129	85.4	51.056	76.7	27.026	105.4	1:54.211
6	35.852	84.8	51.484	75.7	27.558	98.4	1:54.894	12							

7 Robs Lamplough ( )								Winkelmann WDF2							
Lap	Sect-1	Speed	Sect-2	Speed	Sect-3	Speed	Laptime Pit	Lap	Sect-1	Speed	Sect-2	Speed	Sect-3	Speed	Laptime Pit
1		86.8	47.860	81.9	25.530	110.4	1:56.959	7	32.335	92.6	46.857	79.6	25.255	108.9	1:44.447
2	32.928	90.5	47.306	81.5	25.717	110.2	1:45.951	8	32.361	91.4	47.216	78.4	26.273	108.6	1:45.850
3	32.593	91.2	46.831	78.8	25.805	109.3	1:45.229	9	32.914	91.0	47.020	75.4	25.238	108.4	1:45.172
4	32.713	85.1	46.623	82.9	25.485	110.9	1:44.821	10	32.885	92.6	46.541	79.0	25.309	110.0	1:44.735
5	32.485	88.5	47.162	80.0	26.140	111.7	1:45.787	11	33.496	90.6	47.638	77.3	25.321	109.1	1:46.455
6	32.731	91.2	46.975	76.7	25.389	110.7	1:45.095	12	32.971	91.1	47.779	80.7	25.661	108.1	1:46.411

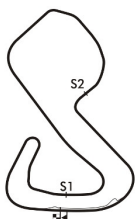
8 Andrew Mansell (OF)								Merlyn Mk11A							
Lap	Sect-1	Speed	Sect-2	Speed	Sect-3	Speed	Laptime Pit	Lap	Sect-1	Speed	Sect-2	Speed	Sect-3	Speed	Laptime Pit
1		86.9	46.931	82.3	24.834	110.4	1:52.808	7	33.368	90.9	45.934	76.9	25.208	110.6	1:44.510
2	32.866	90.3	45.851	87.5	25.075	112.2	1:43.792	8	32.961	90.6	48.057	84.2	24.700	113.2	1:45.718
3	32.833	89.8	46.185	84.0	24.968	112.0	1:43.986	9	32.257	90.9	46.024	81.0	24.453	113.7	1:42.734
4	32.851	90.3	45.733	89.7	25.204	113.9	1:43.788	10	32.510	83.1	47.366	81.6	24.569	111.5	1:44.445
5	32.936	91.6	45.404	81.8	24.961	112.0	1:43.301	11	32.452	89.7	46.719	87.5	24.441	114.5	1:43.612
6	32.448	90.9	46.584	81.6	24.920	114.1	1:43.952	12							

13 Stuart Kestenbaum (OF)								Crossle 16F							
Lap	Sect-1	Speed	Sect-2	Speed	Sect-3	Speed	Laptime Pit	Lap	Sect-1	Speed	Sect-2	Speed	Sect-3	Speed	Laptime Pit
1		91.6	45.791	82.8	24.759	112.4	1:48.745	7	31.373	90.0	45.326	83.5	24.840	111.3	1:41.539
2	32.111	92.6	45.883	88.3	24.747	111.8	1:42.741	8	31.706	90.7	45.363	87.3	24.415	110.9	1:41.484
3	31.931	93.4	45.003	86.6	24.606	115.1	1:41.540	9	31.336	92.6	45.390	88.0	25.102	107.2	1:41.828
4	31.820	91.9	45.472	88.0	24.414	111.1	1:41.706	10	32.251	92.6	45.574	87.6	24.534	111.1	1:42.359
5	31.228	93.1	44.819	88.5	24.108	114.9	1:40.155	11	39.237	90.6	45.736	88.8	24.673	110.7	1:49.646
6	31.579	91.9	45.206	86.5	24.453	111.8	1:41.238	12	31.567	92.4	45.611	86.7	24.743	110.4	1:41.921

14 Neil Shinner (OF)								Merlyn Mk20							
Lap	Sect-1	Speed	Sect-2	Speed	Sect-3	Speed	Laptime Pit	Lap	Sect-1	Speed	Sect-2	Speed	Sect-3	Speed	Laptime Pit
1		91.9	45.890	85.3	24.520	113.2	1:49.038	7	32.621	93.5	46.227	79.8	25.115	114.3	1:43.963
2	31.950	90.6	46.002	82.8	24.585	110.9	1:42.537	8	32.426	92.0	46.559	87.9	25.024	111.1	1:44.009
3	32.055	94.0	45.360	85.3	24.223	116.5	1:41.638	9	31.831	92.5	45.699	85.7	24.791	111.1	1:42.321
4	32.141	93.4	45.411	84.1	24.312	117.3	1:41.864	10	32.179	92.6	45.851	86.2	24.448	111.3	1:42.478
5	45.410	92.2	45.456	83.9	24.352	116.7	1:55.218	11	31.992	92.6	46.234	76.3	24.780	112.4	1:43.006
6	31.825	93.6	45.373	86.9	24.275	117.3	1:41.473	12	32.349	93.8	57.461	79.4	25.189	112.8	1:54.999

17 Brian Morris (OF)								Lola T202							
Lap	Sect-1	Speed	Sect-2	Speed	Sect-3	Speed	Laptime Pit	Lap	Sect-1	Speed	Sect-2	Speed	Sect-3	Speed	Laptime Pit
1		88.5	46.553	80.3	24.534	111.7	1:49.521	7	32.124	90.6	46.669	85.0	24.934	108.9	1:43.727
2	31.865	90.5	45.885	78.0	24.792	110.0	1:42.542	8	32.025	90.9	45.839	80.3	24.957	108.4	1:42.821
3	32.154	91.9	45.485	82.1	24.906	110.4	1:42.545	9	32.116	90.3	46.085	82.3	24.940	109.1	1:43.141
4	31.689	91.5	45.367	82.6	24.636	110.9	1:41.692	10	32.487	89.9	46.941	79.3	25.245	108.4	1:44.673
5	32.229	91.1	45.715	81.7	24.847	109.1	1:42.791	11	32.095	90.3	45.752	87.6	24.802	110.4	1:42.649
6	31.938	90.5	45.865	81.8	24.829	109.3	1:42.632	12	32.293	90.6	45.674	88.7	24.541	108.9	1:42.508

18 Bill Cowing (OF)								Ginetta G18B							
Lap	Sect-1	Speed	Sect-2	Speed	Sect-3	Speed	Laptime Pit	Lap	Sect-1	Speed	Sect-2	Speed	Sect-3	Speed	Laptime Pit
1		82.6	52.861	67.2	26.984	106.4	2:07.873	7	34.513	85.9	51.553	75.6	26.627	105.9	1:52.693
2	36.176	86.7	51.947	75.0	27.628	107.0	1:55.751	8	34.442	87.6	53.202	77.6	26.700	105.9	1:54.344
3	34.296	88.5	51.379	77.8	26.657	106.0	1:52.332	9	34.417	86.0	50.992	70.5	26.984	105.4	1:52.393
4	34.844	86.9	52.479	78.0	26.883	105.5	1:54.206	10	34.952	84.0	51.436	80.8	26.483	105.9	1:52.871
5	35.086	87.4	52.858	77.5	26.860	105.4	1:54.804	11	34.131	88.6	52.360	74.3	28.192	107.7	1:54.683
6	35.055	87.9	51.460	76.2	26.846	105.0	1:53.361	12							



**Session Start: 13:28:07 - Finish: 13:48:21**  
**Weather/Track Conditions: Bright / Dry**  
**Circuit: Brands Hatch Grand Prix Circuit**  
**Track Length: 3.916 Km - 2.4330 miles**

# Legends of Brands Hatch Superprix - 1 - 2 Jul 2017

## HSCC Historic Formula Ford with Avon Tyres, Radio Caroline & Titan Historic Racing

### Race 1 - Sector Analysis

19 Stephen King (OF)								Macon MR8							
lap	Sect-1	Speed	Sect-2	Speed	Sect-3	Speed	Laptime Pit	lap	Sect-1	Speed	Sect-2	Speed	Sect-3	Speed	Laptime Pit
1		88.4	48.314	75.6	25.577	111.3	2:00.350	7	32.573	88.5	47.093	79.4	25.404	108.9	1:45.070
2	40.665	89.9	48.060	78.8	25.422	110.0	1:54.147	8	32.614	88.4	46.858	78.6	25.483	108.4	1:44.955
3	33.476	89.5	47.038	81.8	25.119	111.5	1:45.633	9	32.642	88.7	47.892	73.4	25.491	108.6	1:46.025
4	33.248	88.6	47.975	78.4	25.423	109.7	1:46.646	10	32.674	88.4	47.022	81.2	25.160	108.2	1:44.856
5	32.980	89.1	52.033	77.0	25.275	108.2	1:50.288	11	32.637	89.8	46.860	77.5	25.496	108.4	1:44.993
6	32.796	89.5	47.146	79.6	25.303	108.1	1:45.245	12	33.067	89.7	46.679	79.3	25.501	109.1	1:45.247

20 Kevin Stanzl (OF)								Crossle 20F							
lap	Sect-1	Speed	Sect-2	Speed	Sect-3	Speed	Laptime Pit	lap	Sect-1	Speed	Sect-2	Speed	Sect-3	Speed	Laptime Pit
1		90.1	47.610	79.9	25.295	112.6	1:54.968	7	32.517	90.7	46.037	82.7	24.859	112.2	1:43.413
2	32.929	90.0	46.551	80.6	25.077	111.8	1:44.557	8	32.514	90.7	46.574	80.5	25.012	112.8	1:44.100
3	32.636	91.7	46.244	83.7	24.914	111.7	1:43.794	9	32.087	92.2	46.008	83.8	24.988	111.8	1:43.083
4	32.521	91.7	46.141	84.3	24.951	111.7	1:43.613	10	32.722	92.1	46.795	82.0	25.324	113.3	1:44.841
5	32.430	92.0	46.004	84.6	24.852	113.2	1:43.286	11	32.179	93.1	47.113	79.8	25.068	110.9	1:44.360
6	33.011	93.1	46.962	82.4	24.977	111.8	1:44.950	12	33.834	89.3	48.492	75.6	26.483	111.8	1:48.809

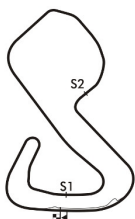
21 Ross Drybrough ( )								Merlyn Mk20AS							
lap	Sect-1	Speed	Sect-2	Speed	Sect-3	Speed	Laptime Pit	lap	Sect-1	Speed	Sect-2	Speed	Sect-3	Speed	Laptime Pit
1		89.5	46.534	78.3	24.937	111.7	1:51.415	7	32.051	93.1	46.566	79.5	24.847	113.5	1:43.464
2	32.596	92.5	45.728	77.6	24.910	113.5	1:43.234	8	32.134	92.1	45.421	84.7	24.621	111.5	1:42.176
3	32.449	93.0	45.665	83.0	25.110	111.8	1:43.224	9	31.786	92.9	45.596	81.9	24.548	111.7	1:41.930
4	32.581	89.9	45.859	82.3	24.993	110.4	1:43.433	10	32.261	93.0	45.545	86.0	25.073	110.9	1:42.879
5	32.107	93.1	46.805	79.9	24.771	114.9	1:43.683	11	31.585	93.1	45.130	85.6	24.432	113.0	1:41.147
6	32.029	90.1	45.527	83.3	24.595	112.2	1:42.151	12	32.327	93.4	45.904	85.1	24.229	113.0	1:42.460

22 Tim Brise (OF)								Merlyn Mk20							
lap	Sect-1	Speed	Sect-2	Speed	Sect-3	Speed	Laptime Pit	lap	Sect-1	Speed	Sect-2	Speed	Sect-3	Speed	Laptime Pit
1		90.6	46.489	77.5	24.832	111.3	1:51.515	7	31.936	92.1	45.993	74.5	24.863	113.9	1:42.792
2	32.196	92.4	45.660	83.1	24.934	112.0	1:42.790	8	32.530	92.6	46.575	86.2	25.137	110.2	1:44.242
3	32.097	93.4	46.062	83.0	25.158	109.8	1:43.317	9	32.355	91.0	46.562	87.6	25.332	110.9	1:44.249
4	32.105	91.4	46.057	87.3	25.556	110.9	1:43.718	10	33.040	91.0	45.802	85.6	24.887	110.9	1:43.729
5	32.058	91.0	46.540	85.1	24.896	110.7	1:43.494	11	32.299	93.1	46.576	85.1	25.329	110.2	1:44.204
6	32.310	88.6	45.959	85.9	24.916	111.7	1:43.185	12	32.589	92.1	47.628	87.6	25.227	110.2	1:45.444

26 John Slack (OF)								Lola T200							
lap	Sect-1	Speed	Sect-2	Speed	Sect-3	Speed	Laptime Pit	lap	Sect-1	Speed	Sect-2	Speed	Sect-3	Speed	Laptime Pit
1		89.5	48.147	79.1	25.416	112.0	1:58.647	3	33.784	89.8	47.748	75.6	26.886	90.0	1:48.418
2	47.445	90.3	49.941	80.5	26.633	109.1	2:04.019	4							

27 Dick Dixon (OF)								Lotus 61							
lap	Sect-1	Speed	Sect-2	Speed	Sect-3	Speed	Laptime Pit	lap	Sect-1	Speed	Sect-2	Speed	Sect-3	Speed	Laptime Pit
1		83.3	47.688	72.2	25.208	110.9	1:56.026	7	32.870	90.1	47.450	77.8	25.494	108.4	1:45.814
2	33.339	90.1	47.129	77.4	25.178	111.3	1:45.646	8	32.550	90.9	47.124	68.2	25.596	113.0	1:45.270
3	32.686	90.6	46.615	77.6	24.936	111.3	1:44.237	9	32.701	92.7	47.511	78.1	24.990	112.8	1:45.202
4	33.031	90.5	47.729	75.2	25.316	113.0	1:46.076	10	32.486	90.1	47.152	81.3	24.852	112.2	1:44.490
5	33.204	89.7	46.678	76.5	26.267	110.0	1:46.149	11	33.478	90.6	48.203	73.4	25.104	111.3	1:46.785
6	32.847	90.5	47.696	75.1	25.209	110.6	1:45.752	12	33.529	88.0	46.975	74.6	25.409	111.1	1:45.913

31 John Emery (N)								Lola T200							
lap	Sect-1	Speed	Sect-2	Speed	Sect-3	Speed	Laptime Pit	lap	Sect-1	Speed	Sect-2	Speed	Sect-3	Speed	Laptime Pit
1		78.2	54.768	66.9	28.504	101.9	2:15.373	6	37.123	70.3	56.375	73.2	29.397	100.0	2:02.895
2	36.578	81.1	54.134	71.3	28.603	102.0	1:59.315	7	39.903	80.0	54.453	56.6	31.444	101.2	2:05.800
3	36.093	80.8	54.113	69.5	28.555	102.2	1:58.761	8	38.440	79.5	55.486	59.2	28.286	101.4	2:02.212
4	36.580	69.3	54.903	71.0	28.212	102.0	1:59.695	9	36.371	78.7	53.947	73.4	28.076	102.3	1:58.394
5	36.250	82.2	53.530	72.2	27.903	101.1	1:57.683	10	36.638	74.4	54.180	73.0	27.907	100.3	1:58.725



**Session Start: 13:28:07 - Finish: 13:48:21**  
**Weather/Track Conditions: Bright / Dry**  
**Circuit: Brands Hatch Grand Prix Circuit**  
**Track Length: 3.916 Km - 2.4330 miles**

# Legends of Brands Hatch Superprix - 1 - 2 Jul 2017

## HSCC Historic Formula Ford with Avon Tyres, Radio Caroline & Titan Historic Racing

### Race 1 - Sector Analysis

32 Nigel Adams (OF)							Lotus 61										
lap	Sect-1	Speed	Sect-2	Speed	Sect-3	Speed	Laptime	Pit	lap	Sect-1	Speed	Sect-2	Speed	Sect-3	Speed	Laptime	Pit
1		84.8	51.516	80.6	25.544	110.6	2:05.483		7	33.443	89.1	48.488	78.6	25.730	108.6	1:47.661	
2	34.616	89.4	49.715	78.7	25.656	110.2	1:49.987		8	34.018	88.9	48.879	80.0	26.700	107.4	1:49.597	
3	33.151	91.9	49.822	84.0	25.405	109.7	1:48.378		9	34.453	88.2	48.573	79.6	26.422	107.6	1:49.448	
4	33.591	89.9	48.546	76.2	25.861	109.1	1:47.998		10	33.436	87.8	48.314	81.9	25.944	108.4	1:47.694	
5	33.922	89.1	49.822	78.5	25.676	108.9	1:49.420		11	34.031	88.6	49.600	76.7	26.022	107.2	1:49.653	
6	33.291	91.4	48.079	78.4	25.835	108.9	1:47.205		12	34.888	84.0	49.182	78.9	25.790	105.0	1:49.860	

35 Michael Rasper ( )							Merlyn Mk11A										
lap	Sect-1	Speed	Sect-2	Speed	Sect-3	Speed	Laptime	Pit	lap	Sect-1	Speed	Sect-2	Speed	Sect-3	Speed	Laptime	Pit
1		90.5	48.386	76.8	25.459	110.7	1:58.385		7	33.316	92.2	47.267	74.9	25.065	110.9	1:45.648	
2	32.901	90.5	47.731	73.6	25.528	110.9	1:46.160		8	32.105	92.5	47.116	66.5	25.673	114.1	1:44.894	
3	33.332	89.5	48.145	75.9	25.472	112.8	1:46.949		9	32.781	93.3	47.513	77.3	24.872	113.3	1:45.166	
4	32.959	91.4	46.228	78.8	25.319	110.7	1:44.506		10	32.707	93.8	47.580	79.8	24.629	114.9	1:44.916	
5	32.554	90.5	46.804	76.2	25.351	110.6	1:44.709		11	32.958	87.4	47.958	84.4	24.902	112.6	1:45.818	
6	32.226	91.7	46.337	72.3	24.814	114.9	1:43.377		12	33.333	93.1	47.639	79.1	25.541	113.3	1:46.513	

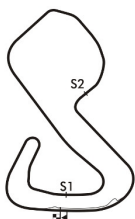
36 Rob Smith (OF)							Merlyn Mk20										
lap	Sect-1	Speed	Sect-2	Speed	Sect-3	Speed	Laptime	Pit	lap	Sect-1	Speed	Sect-2	Speed	Sect-3	Speed	Laptime	Pit
1		90.6	45.880	81.1	24.658	112.8	1:48.395		7	31.694	92.6	44.947	83.0	24.810	114.7	1:41.451	
2	32.183	92.4	45.421	87.7	24.654	110.4	1:42.258		8	31.989	93.0	45.522	90.6	24.241	112.8	1:41.752	
3	32.008	91.1	44.928	87.6	24.419	110.6	1:41.355		9	31.533	92.2	45.257	83.8	24.586	110.0	1:41.376	
4	31.931	91.6	45.031	86.5	24.460	111.1	1:41.422		10	32.039	91.7	46.121	87.1	24.365	114.1	1:42.525	
5	31.686	92.1	45.094	85.3	24.577	110.7	1:41.357		11	32.493	90.9	45.910	84.4	24.436	114.1	1:42.839	
6	32.246	91.6	44.988	86.7	24.328	114.3	1:41.562		12	32.028	92.5	45.619	79.1	24.645	112.4	1:42.292	

39 Michael Richings (OF)							Alexis Mk15										
lap	Sect-1	Speed	Sect-2	Speed	Sect-3	Speed	Laptime	Pit	lap	Sect-1	Speed	Sect-2	Speed	Sect-3	Speed	Laptime	Pit
1		88.2	51.272	70.3	26.528	108.1	2:07.234		3	34.508	85.9	49.988	72.0	26.146	107.2	1:50.642	
2	35.384	85.7	49.668	77.8	26.156	108.9	1:51.208		4								

41 Paul Unsworth (OF)							Palliser WDF3										
lap	Sect-1	Speed	Sect-2	Speed	Sect-3	Speed	Laptime	Pit	lap	Sect-1	Speed	Sect-2	Speed	Sect-3	Speed	Laptime	Pit
1		86.1	50.278	73.8	26.063	109.5	2:03.486		7	33.828	87.2	48.779	71.4	26.095	106.7	1:48.702	
2	35.338	88.8	48.362	75.7	25.823	109.1	1:49.523		8	33.220	88.4	47.850	76.2	25.668	106.7	1:46.738	
3	33.298	90.3	47.753	76.6	25.480	109.7	1:46.531		9	32.873	89.2	47.903	77.6	25.432	106.5	1:46.208	
4	33.691	88.0	47.543	79.6	25.310	108.8	1:46.544		10	33.395	88.8	48.587	77.6	26.225	106.5	1:48.207	
5	33.546	89.4	47.631	74.6	26.178	107.6	2:10.431		11	33.541	87.9	47.940	77.9	25.488	107.7	1:46.969	
6	34.238	83.1	49.042	73.5	26.660	106.4	1:49.940		12								

46 Stuart Dix (OF)							Cooper Chinook										
lap	Sect-1	Speed	Sect-2	Speed	Sect-3	Speed	Laptime	Pit	lap	Sect-1	Speed	Sect-2	Speed	Sect-3	Speed	Laptime	Pit
1		86.9	49.956	81.2	25.677	108.1	2:02.029		7	32.478	90.7	46.782	82.5	25.090	110.7	1:44.350	
2	34.087	89.7	49.159	78.4	25.548	107.9	1:48.794		8	33.417	90.9	47.019	79.4	25.154	110.4	1:45.590	
3	33.094	90.0	48.008	77.9	26.147	106.4	1:47.249		9	32.944	90.5	47.065	80.7	24.827	110.9	1:44.836	
4	32.696	89.9	48.134	83.4	25.157	109.8	1:45.987		10	32.576	91.2	46.702	84.8	24.915	108.6	1:44.193	
5	32.974	91.0	47.631	81.8	25.095	109.8	1:45.700		11	32.399	91.7	46.783	82.3	25.047	110.2	1:44.229	
6	32.584	91.2	46.650	80.7	25.037	110.4	1:44.271		12	35.024	88.8	46.960	82.8	25.154	107.2	1:47.138	

47 Louis Hanjoul (OF)							Elden Mk8/10										
lap	Sect-1	Speed	Sect-2	Speed	Sect-3	Speed	Laptime	Pit	lap	Sect-1	Speed	Sect-2	Speed	Sect-3	Speed	Laptime	Pit
1		87.0	49.574	76.4	26.144	109.7	2:03.723		7	32.014	90.7	46.324	83.0	25.319	110.7	1:43.657	
2	34.489	90.5	48.247	85.8	25.330	110.4	1:48.066		8	41.270	89.2	46.386	86.5	25.000	108.8	1:52.656	
3	32.658	89.9	48.203	80.4	25.559	109.3	1:46.420		9	32.117	83.0	47.703	82.1	25.295	108.6	1:45.115	
4	33.091	91.0	47.211	84.2	25.174	111.5	1:45.476		10	32.358	89.9	47.393	82.4	25.101	108.8	1:44.852	
5	32.323	90.5	47.175	82.6	24.979	109.3	1:44.477		11	32.396	90.7	47.108	77.3	25.822	107.4	1:45.326	
6	32.164	91.4	46.926	88.0	25.522	108.9	1:44.612		12	33.223	89.8	46.527	86.2	25.873	106.4	1:45.623	



**Session Start: 13:28:07 - Finish: 13:48:21**  
**Weather/Track Conditions: Bright / Dry**  
**Circuit: Brands Hatch Grand Prix Circuit**  
**Track Length: 3.916 Km - 2.4330 miles**

# Legends of Brands Hatch Superprix - 1 - 2 Jul 2017

## HSCC Historic Formula Ford with Avon Tyres, Radio Caroline & Titan Historic Racing

### Race 1 - Sector Analysis

49 Harvey Sykes ( )								Crossle 20F							
lap	Sect-1	Speed	Sect-2	Speed	Sect-3	Speed	Laptime Pit	lap	Sect-1	Speed	Sect-2	Speed	Sect-3	Speed	Laptime Pit
1		86.0	47.551	79.0	24.936	114.3	1:54.319	7	32.545	93.5	46.164	78.2	25.224	112.0	1:43.933
2	33.242	91.2	46.139	79.0	25.224	112.0	1:44.605	8	33.470	85.1	46.778	77.5	24.917	114.1	1:45.165
3	32.824	92.4	45.768	81.2	24.728	113.0	1:43.320	9	32.930	91.5	46.187	81.3	24.904	113.0	1:44.021
4	32.462	91.7	45.949	80.6	24.781	113.5	1:43.192	10	32.816	92.2	46.837	76.9	24.886	113.9	1:44.539
5	33.293	92.1	46.158	77.2	25.039	112.0	1:44.490	11	32.333	91.1	46.479	83.8	24.762	113.3	1:43.574
6	33.071	92.6	46.048	79.3	24.828	112.4	1:43.947	12	34.384	90.7	48.347	70.8	26.273	112.2	1:49.004

56 Roland Svensson (OF)								Merlyn Mk17							
lap	Sect-1	Speed	Sect-2	Speed	Sect-3	Speed	Laptime Pit	lap	Sect-1	Speed	Sect-2	Speed	Sect-3	Speed	Laptime Pit
1		91.9	46.366	88.8	24.778	113.5	1:50.336	7	31.806	92.9	46.463	87.7	25.200	111.1	1:43.469
2	32.077	92.1	46.136	86.2	24.869	112.8	1:43.082	8	32.038	92.7	47.688	87.9	24.998	113.7	1:44.724
3	31.938	93.1	46.160	86.3	24.675	112.0	1:42.773	9	32.291	92.4	46.860	87.3	24.825	109.8	1:43.976
4	31.795	92.5	46.216	88.0	24.891	112.2	1:42.902	10	32.287	92.7	46.251	88.9	25.084	110.7	1:43.622
5	32.694	93.1	46.778	85.3	25.279	110.6	1:44.751	11	32.117	92.7	47.523	83.1	24.772	112.4	1:44.412
6	31.828	93.5	46.535	86.0	24.864	111.3	1:43.227	12	32.062	91.9	46.937	87.2	25.082	108.6	1:44.081

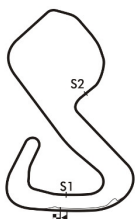
58 Michael Grant Peterkin ( )								Brabham BT21							
lap	Sect-1	Speed	Sect-2	Speed	Sect-3	Speed	Laptime Pit	lap	Sect-1	Speed	Sect-2	Speed	Sect-3	Speed	Laptime Pit
1		92.0	45.912	81.3	25.105	109.8	1:48.108	7	31.426	90.6	45.003	82.9	24.960	114.7	1:41.389
2	31.865	92.4	46.426	83.6	24.451	114.3	1:42.742	8	31.805	94.8	45.604	84.9	24.402	113.9	1:41.811
3	32.120	91.4	45.241	84.9	24.615	112.2	1:41.976	9	31.306	94.4	45.837	87.3	24.287	113.2	1:41.430
4	32.229	93.6	45.484	84.4	24.395	115.1	1:42.108	10	31.952	89.5	46.007	81.2	24.489	114.3	1:42.448
5	31.560	93.1	44.932	87.6	24.358	113.3	1:40.850	11	32.138	92.9	45.562	86.3	24.614	112.0	1:42.314
6	31.285	92.7	45.354	87.8	24.355	114.9	1:40.994	12	31.486	92.0	46.009	83.4	24.627	111.1	1:42.122

66 Andrew Wiggins (OF)								Titan Mk6							
lap	Sect-1	Speed	Sect-2	Speed	Sect-3	Speed	Laptime Pit	lap	Sect-1	Speed	Sect-2	Speed	Sect-3	Speed	Laptime Pit
1		89.8	47.702	76.2	25.358	113.3	1:55.873	7	32.484	89.9	46.785	81.6	25.154	109.5	1:44.423
2	32.786	91.0	47.007	78.8	25.159	110.9	1:44.952	8	32.415	91.4	47.949	72.0	25.707	109.1	1:46.071
3	32.633	91.0	46.546	80.4	25.136	110.0	1:44.315	9	32.518	90.4	47.244	80.0	25.269	108.9	1:45.031
4	32.514	89.8	48.574	76.5	25.459	109.3	1:46.547	10	32.729	89.9	46.828	79.2	25.537	108.9	1:45.094
5	33.199	90.1	46.601	80.0	25.926	108.8	1:45.726	11	33.600	90.3	47.443	80.9	25.261	108.4	1:46.304
6	32.787	89.5	47.326	76.2	25.329	109.7	1:45.442	12	32.812	88.5	47.995	78.4	25.401	108.9	1:46.208

71 Alan Cook (OF)								Mallock Mk9							
lap	Sect-1	Speed	Sect-2	Speed	Sect-3	Speed	Laptime Pit	lap	Sect-1	Speed	Sect-2	Speed	Sect-3	Speed	Laptime Pit
1		85.1	52.163	69.0	27.296	107.6	2:08.480	7	34.790	88.5	48.929	78.2	26.680	106.9	1:50.399
2	35.225	88.4	49.106	79.5	26.601	107.4	1:50.932	8	34.046	88.0	47.890	81.7	26.801	106.4	1:48.737
3	34.223	88.6	49.560	74.2	26.711	107.4	1:50.494	9	34.549	86.9	48.576	76.3	26.574	105.7	1:49.699
4	34.800	87.9	49.669	74.7	26.827	105.9	1:51.296	10	34.330	89.2	48.092	76.1	26.509	106.5	1:48.931
5	34.728	87.7	51.933	73.4	26.825	106.4	1:53.486	11	35.687	87.0	48.169	80.0	26.321	107.4	1:50.177
6	34.574	88.7	50.123	74.6	26.986	106.4	1:51.683	12							

72 Alistair Littlewood ( )								Merlyn Mk20A							
lap	Sect-1	Speed	Sect-2	Speed	Sect-3	Speed	Laptime Pit	lap	Sect-1	Speed	Sect-2	Speed	Sect-3	Speed	Laptime Pit
1		90.9	47.436	79.4	25.090	111.8	1:53.967	7	32.324	93.6	46.506	84.6	25.528	115.5	1:44.358
2	32.960	91.9	46.108	76.9	24.999	111.7	1:44.067	8	32.505	93.3	47.306	81.6	25.265	112.2	1:45.076
3	32.771	92.4	45.820	80.8	24.655	113.5	1:43.246	9	32.371	93.1	45.938	83.1	24.744	111.5	1:43.053
4	32.466	93.0	45.873	80.4	25.038	111.1	1:43.377	10	32.506	90.4	48.209	81.3	24.587	113.0	1:45.302
5	32.817	91.5	45.657	76.7	24.817	114.5	1:43.291	11	33.264	92.6	46.929	80.6	25.139	110.4	1:45.332
6	32.378	92.2	46.058	80.1	25.119	110.9	1:43.555	12	32.359	92.5	46.980	79.6	25.240	110.6	1:44.579

73 Ed Thurston ( )								Elden Mk8							
lap	Sect-1	Speed	Sect-2	Speed	Sect-3	Speed	Laptime Pit	lap	Sect-1	Speed	Sect-2	Speed	Sect-3	Speed	Laptime Pit
1		89.9	46.737	84.0	24.718	112.6	1:48.234	7	31.659	91.0	44.971	85.1	24.085	111.3	1:40.715
2	31.571	91.5	45.559	79.9	24.254	110.0	1:41.384	8	31.754	91.1	45.013	82.2	24.286	111.1	1:41.053
3	31.817	91.1	45.265	82.2	24.388	109.8	1:41.470	9	31.318	93.1	45.541	84.6	24.203	110.2	1:41.062
4	31.737	92.0	45.221	79.6	24.190	110.6	1:41.148	10	31.510	91.6	44.874	81.9	24.253	110.7	1:40.637
5	31.322	92.1	45.093	81.5	24.107	110.4	1:40.522	11	31.473	92.0	45.230	86.1	24.185	111.5	1:40.888
6	31.288	92.5	44.983	84.9	24.112	111.1	1:40.383	12	31.530	92.2	45.158	84.2	24.461	110.0	1:41.149



**Session Start: 13:28:07 - Finish: 13:48:21**  
**Weather/Track Conditions: Bright / Dry**  
**Circuit: Brands Hatch Grand Prix Circuit**  
**Track Length: 3.916 Km - 2.4330 miles**

# Legends of Brands Hatch Superprix - 1 - 2 Jul 2017

## HSCC Historic Formula Ford with Avon Tyres, Radio Caroline & Titan Historic Racing

### Race 1 - Sector Analysis

75 Daniel Pickett ( )								Merlyn Mk20							
lap	Sect-1	Speed	Sect-2	Speed	Sect-3	Speed	Laptime Pit	lap	Sect-1	Speed	Sect-2	Speed	Sect-3	Speed	Laptime Pit
1		91.0	46.056	83.8	24.904	113.0	1:50.694	7	32.063	90.1	46.489	83.8	26.130	113.7	1:44.682
2	32.165	92.0	45.871	80.5	25.069	113.0	1:43.105	8	32.642	91.5	47.322	85.3	25.521	111.3	1:45.485
3	32.263	91.4	46.106	82.6	25.620	113.2	1:43.989	9	32.295	91.2	45.833	85.7	24.805	111.8	1:42.933
4	32.515	91.0	47.184	77.6	25.375	110.2	1:45.074	10	32.773	88.8	48.613	81.9	24.947	112.2	1:46.333
5	32.501	90.4	46.333	81.4	25.121	110.6	1:43.955	11	32.320	92.4	46.372	84.1	24.826	111.5	1:43.518
6	32.330	90.3	46.340	81.9	25.192	110.6	1:43.862	12	32.842	90.3	47.224	83.6	25.458	109.3	1:45.524

77 Chris Sharples (OF)								Palliser WDF1							
lap	Sect-1	Speed	Sect-2	Speed	Sect-3	Speed	Laptime Pit	lap	Sect-1	Speed	Sect-2	Speed	Sect-3	Speed	Laptime Pit
1		87.6	46.994	79.0	24.941	110.0	1:52.531	7	32.157	92.0	46.343	89.5	25.843	110.4	1:44.343
2	32.274	90.5	45.744	80.6	25.100	110.0	1:43.118	8	32.341	90.1	46.587	85.9	26.484	109.3	1:45.412
3	32.421	90.4	45.406	83.9	24.673	111.5	1:42.500	9	32.026	91.0	45.750	85.8	25.071	108.9	1:42.847
4	32.871	90.9	46.747	75.1	25.198	113.7	1:44.816	10	33.068	87.2	47.297	86.1	25.243	107.2	1:45.608
5	32.918	91.1	46.128	81.8	25.362	110.9	1:44.408	11	33.030	90.0	47.130	78.4	25.665	111.8	1:45.825
6	32.104	91.9	46.290	81.8	25.041	114.3	1:43.435	12	33.399	88.1	46.682	81.3	25.261	107.4	1:45.342

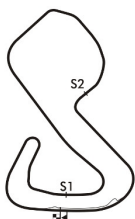
81 James Lovett ( )								Lola T200							
lap	Sect-1	Speed	Sect-2	Speed	Sect-3	Speed	Laptime Pit	lap	Sect-1	Speed	Sect-2	Speed	Sect-3	Speed	Laptime Pit
1		81.6	49.751	75.4	25.867	110.7	2:03.073	7	32.253	91.4	47.001	81.4	25.124	108.8	1:44.378
2	34.473	89.3	48.211	76.3	25.332	110.9	1:48.016	8	33.174	88.9	47.258	80.2	25.173	107.4	1:45.605
3	33.014	85.3	48.279	79.5	25.697	106.9	1:46.990	9	32.614	88.8	47.385	81.3	25.076	108.4	1:45.075
4	32.851	91.2	47.297	82.6	25.205	108.6	1:45.353	10	32.475	90.0	47.481	81.4	25.210	108.8	1:45.166
5	32.768	89.7	47.942	79.0	25.133	109.1	1:45.843	11	32.565	91.0	47.123	85.4	25.121	108.8	1:44.809
6	32.496	90.7	46.916	80.2	25.010	109.5	1:44.422	12	34.108	88.5	48.331	79.6	25.053	109.7	1:47.492

82 Lee Penson ( )								Lotus 51A							
lap	Sect-1	Speed	Sect-2	Speed	Sect-3	Speed	Laptime Pit	lap	Sect-1	Speed	Sect-2	Speed	Sect-3	Speed	Laptime Pit
1		88.0	47.846	79.1	25.522	111.7	1:55.717	7	32.309	91.1	47.697	76.1	25.168	112.4	1:45.174
2	32.376	91.2	47.979	78.3	25.081	112.8	1:45.436	8	32.438	88.6	47.620	69.5	25.930	112.0	1:45.988
3	32.536	89.3	46.808	78.4	25.329	111.1	1:44.673	9	32.654	91.4	47.245	76.8	25.016	112.8	1:44.915
4	32.366	91.0	48.276	77.6	25.335	111.3	1:45.977	10	32.491	90.5	47.019	78.2	25.144	111.8	1:44.654
5	32.460	89.8	47.076	72.6	26.416	111.1	1:45.952	11	33.734	92.4	48.222	74.1	25.321	111.1	1:47.277
6	32.647	90.7	47.637	75.7	25.316	111.7	1:45.600	12	32.764	89.5	47.595	77.7	25.532	109.1	1:45.891

87 Ian Jeary ( )								Elden Mk8							
lap	Sect-1	Speed	Sect-2	Speed	Sect-3	Speed	Laptime Pit	lap	Sect-1	Speed	Sect-2	Speed	Sect-3	Speed	Laptime Pit
1		86.7	48.065	76.2	25.617	112.4	1:59.737	7	32.329	90.3	46.475	81.7	25.347	108.6	1:44.151
2	36.656	90.1	48.168	79.5	25.389	107.9	1:50.213	8	32.465	90.3	46.420	79.3	25.503	109.7	1:44.388
3	32.749	88.6	46.966	81.7	25.370	108.4	1:45.085	9	32.380	90.6	46.515	79.3	25.224	111.3	1:44.119
4	32.588	88.8	46.566	78.9	25.416	108.9	1:44.570	10	32.464	91.6	46.916	77.6	24.998	112.6	1:44.378
5	32.361	90.3	46.746	80.8	25.312	108.8	1:44.419	11	32.982	87.9	48.517	77.2	24.827	112.2	1:46.326
6	32.427	90.9	46.656	81.1	25.260	109.1	1:44.343	12	33.494	89.3	47.044	71.3	25.304	111.8	1:45.842

88 Chris Stuart (OF)								Elden Mk8							
lap	Sect-1	Speed	Sect-2	Speed	Sect-3	Speed	Laptime Pit	lap	Sect-1	Speed	Sect-2	Speed	Sect-3	Speed	Laptime Pit
1		85.4	47.215	84.9	24.905	113.3	1:53.351	7	32.097	92.4	46.581	85.3	25.866	110.7	1:44.544
2	32.944	91.5	45.872	82.8	25.218	111.8	1:44.034	8	32.832	93.6	47.363	83.1	24.994	110.6	1:45.189
3	32.520	92.7	46.094	84.5	24.780	114.1	1:43.394	9	32.500	90.7	46.145	79.3	24.808	113.3	1:43.453
4	32.276	90.4	45.656	82.7	24.943	113.9	1:42.875	10	32.356	85.8	47.212	85.3	25.030	109.5	1:44.598
5	32.763	92.4	45.875	82.5	25.167	114.9	1:43.805	11	32.650	87.2	45.929	83.3	24.735	110.9	1:43.314
6	32.322	93.6	46.325	83.9	25.172	112.2	1:43.819	12							

93 Rudolf Ernst (OF)								Titan Mk6							
lap	Sect-1	Speed	Sect-2	Speed	Sect-3	Speed	Laptime Pit	lap	Sect-1	Speed	Sect-2	Speed	Sect-3	Speed	Laptime Pit
1		81.5	48.261	77.6	25.728	110.0	1:59.562	7	32.773	89.7	48.016	76.4	25.941	108.8	1:46.730
2	43.468	78.1	48.180	82.3	26.247	109.7	1:57.895	8	32.911	88.6	48.053	77.7	27.134	108.4	1:48.098
3	32.902	88.9	48.852	70.5	26.164	109.3	1:47.918	9	32.759	88.7	47.480	81.3	25.669	108.6	1:45.908
4	33.250	84.4	47.942	77.1	25.716	110.0	1:46.908	10	32.443	88.8	48.453	78.7	25.944	108.6	1:46.840
5	33.245	90.5	48.104	75.5	25.777	108.9	1:47.126	11	32.556	88.9	47.666	80.9	25.720	107.9	1:45.942
6	32.626	90.5	47.789	77.1	26.006	107.9	1:46.421	12	34.018	88.0	47.717	77.0	25.932	108.2	1:47.667



**Session Start: 13:28:07 - Finish: 13:48:21**  
**Weather/Track Conditions: Bright / Dry**  
**Circuit: Brands Hatch Grand Prix Circuit**  
**Track Length: 3.916 Km - 2.4330 miles**

# Legends of Brands Hatch Superprix - 1 - 2 Jul 2017

## HSCC Historic Formula Ford with Avon Tyres, Radio Caroline & Titan Historic Racing Race 1 - Sector Analysis

114 Phil Nelson ( )								Hawke DL2B							
Lap	Sect-1	Speed	Sect-2	Speed	Sect-3	Speed	Laptime Pit	Lap	Sect-1	Speed	Sect-2	Speed	Sect-3	Speed	Laptime Pit
1		74.2	50.380	78.9	26.493	107.6	2:04.548	7	33.673	88.0	48.183	83.3	26.190	106.7	1:48.046
2	34.733	89.8	48.628	80.5	26.264	107.2	1:49.625	8	33.790	87.9	48.442	82.7	26.928	105.7	1:49.160
3	34.497	86.1	49.940	79.6	26.330	108.1	1:50.767	9	34.208	84.0	48.519	84.2	26.947	106.5	1:49.674
4	33.380	89.7	49.248	79.2	25.824	107.4	1:48.452	10	33.159	89.5	48.225	83.5	26.155	106.0	1:47.539
5	33.186	89.1	49.974	82.2	25.536	107.6	1:48.696	11	33.981	86.4	49.429	78.5	26.249	105.2	1:49.659
6	33.276	90.3	47.742	84.2	25.898	108.2	1:46.916	12	35.204	87.4	48.869	79.4	25.675	103.3	1:49.748

122 Chris Williams ( )								Caldwell D9							
Lap	Sect-1	Speed	Sect-2	Speed	Sect-3	Speed	Laptime Pit	Lap	Sect-1	Speed	Sect-2	Speed	Sect-3	Speed	Laptime Pit
1		89.2	48.320	83.3	25.131	111.8	1:57.341	7	32.724	89.8	47.160	80.4	25.448	109.1	1:45.332
2	33.077	91.5	47.877	81.7	25.473	110.7	1:46.427	8	32.858	89.5	46.819	82.2	25.392	108.6	1:45.069
3	33.283	89.4	48.388	78.4	25.806	109.1	1:47.477	9	32.870	90.1	47.129	82.4	25.080	108.9	1:45.079
4	32.747	89.9	48.233	80.2	25.740	109.7	1:46.720	10	32.544	90.1	47.910	82.0	25.135	109.3	1:45.589
5	33.144	88.9	48.418	79.5	25.514	109.7	1:47.076	11	33.001	89.3	46.973	84.2	25.139	108.9	1:45.113
6	33.009	90.7	47.500	80.7	25.230	109.8	1:45.739	12	35.230	85.7	47.954	83.7	25.145	108.6	1:48.329

177 Peter Hannam (OF)								Nike Mk6							
Lap	Sect-1	Speed	Sect-2	Speed	Sect-3	Speed	Laptime Pit	Lap	Sect-1	Speed	Sect-2	Speed	Sect-3	Speed	Laptime Pit
1		83.9	50.914	76.3	26.032	109.5	2:02.888	7	33.173	89.1	47.855	86.6	25.418	108.1	1:46.446
2	34.547	89.7	48.972	78.1	25.838	110.0	1:49.357	8	35.909	65.9	56.781	67.6	In		2:43.586 P
3	33.352	90.6	47.798	80.0	25.831	108.6	1:46.981	9	Out	67.4	57.567	71.0	31.055	81.9	2:13.914
4	33.531	90.3	47.372	81.6	25.652	108.9	1:46.555	10	39.967	74.8	56.147	66.0	29.970	88.7	2:06.084
5	33.311	89.5	47.189	79.7	25.636	109.1	1:46.136	11	38.481	73.7	56.830	70.8	31.099	83.1	2:06.410
6	33.007	88.7	47.721	79.6	25.218	109.1	1:45.946	12							



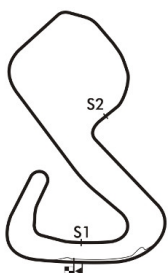
**Session Start: 13:28:07 - Finish: 13:48:21**  
**Weather/Track Conditions: Bright / Dry**  
**Circuit: Brands Hatch Grand Prix Circuit**  
**Track Length: 3.916 Km - 2.4330 miles**

# Legends of Brands Hatch Superprix - 1 - 2 Jul 2017

## HSCC Historic Formula Ford with Avon Tyres, Radio Caroline & Titan Historic Racing

### Race 1 - Best Sector Times

	SECTOR 1			SECTOR 2			SECTOR 3			IDEAL / BEST LAP COMPARISON					
	NO	TIME	LAP	NO	TIME	LAP	NO	TIME	LAP	NO	NAME	BEST	IN	IDEAL	DIFF
1	13	31.228	5	13	44.819	5	73	24.085	7	13	Stuart Kestenbaum	1:40.155	5	1:40.155	+0.000
2	58	31.285	6	73	44.874	10	13	24.108	5	73	Ed Thurston	1:40.383	6	1:40.247	+0.136
3	73	31.288	6	36	44.928	3	14	24.223	3	58	Michael Grant Peter	1:40.850	5	1:40.504	+0.346
4	36	31.533	9	58	44.932	5	21	24.229	12	21	Ross Drybrough	1:41.147	11	1:40.944	+0.203
5	21	31.585	11	21	45.130	11	36	24.241	8	36	Rob Smith	1:41.355	3	1:40.702	+0.653
6	17	31.689	4	14	45.360	3	58	24.287	9	14	Neil Shinner	1:41.473	6	1:41.408	+0.065
7	56	31.795	4	17	45.367	4	8	24.441	11	17	Brian Morris	1:41.692	4	1:41.590	+0.102
8	14	31.825	6	8	45.404	5	17	24.534	1	77	Chris Sharples	1:42.500	3	1:42.105	+0.395
9	22	31.936	7	77	45.406	3	72	24.587	10	8	Andrew Mansell	1:42.734	9	1:42.102	+0.632
10	47	32.014	7	88	45.656	4	35	24.629	10	56	Roland Svensson	1:42.773	3	1:42.606	+0.167
11	77	32.026	9	72	45.657	5	77	24.673	3	22	Tim Brise	1:42.790	2	1:42.428	+0.362
12	75	32.063	7	22	45.660	2	56	24.675	3	88	Chris Stuart	1:42.875	4	1:42.488	+0.387
13	20	32.087	9	49	45.768	3	49	24.728	3	75	Daniel Pickett	1:42.933	9	1:42.701	+0.232
14	88	32.097	7	75	45.833	9	88	24.735	11	72	Alistair Littlewood	1:43.053	9	1:42.568	+0.485
15	35	32.105	8	20	46.004	5	75	24.805	9	20	Kevin Stanzl	1:43.083	9	1:42.943	+0.140
16	81	32.253	7	56	46.136	2	46	24.827	9	49	Harvey Sykes	1:43.192	4	1:42.829	+0.363
17	8	32.257	9	35	46.228	4	87	24.827	11	35	Michael Rasper	1:43.377	6	1:42.962	+0.415
18	82	32.309	7	47	46.324	7	22	24.832	1	47	Louis Hanjoul	1:43.657	7	1:43.317	+0.340
19	72	32.324	7	87	46.420	8	20	24.852	5	87	Ian Jeary	1:44.119	9	1:43.576	+0.543
20	87	32.329	7	7	46.541	10	27	24.852	10	46	Stuart Dix	1:44.193	10	1:43.876	+0.317
21	49	32.333	11	66	46.546	3	47	24.979	5	27	Dick Dixon	1:44.237	3	1:43.953	+0.284
22	7	32.335	7	27	46.615	3	81	25.010	6	66	Andrew Wiggins	1:44.315	3	1:44.097	+0.218
23	46	32.399	11	46	46.650	6	82	25.016	9	81	James Lovett	1:44.378	7	1:44.179	+0.199
24	66	32.415	8	19	46.679	12	122	25.080	9	7	Robb Lamplough	1:44.447	7	1:44.114	+0.333
25	93	32.443	10	82	46.808	3	19	25.119	3	82	Lee Penson	1:44.654	10	1:44.133	+0.521
26	27	32.486	10	122	46.819	8	66	25.136	3	19	Stephen King	1:44.856	10	1:44.371	+0.485
27	122	32.544	10	81	46.916	6	177	25.218	6	122	Chris Williams	1:45.069	8	1:44.443	+0.626
28	19	32.573	7	177	47.189	5	7	25.238	9	93	Rudolf Ernst	1:45.908	9	1:45.592	+0.316
29	41	32.873	9	93	47.480	9	41	25.310	4	177	Peter Hannam	1:45.946	6	1:45.414	+0.532
30	177	33.007	6	41	47.543	4	32	25.405	3	41	Paul Unsworth	1:46.208	9	1:45.726	+0.482
31	32	33.151	3	114	47.742	6	26	25.416	1	114	Phil Nelson	1:46.916	6	1:46.437	+0.479
32	114	33.159	10	26	47.748	3	114	25.536	5	32	Nigel Adams	1:47.205	6	1:46.635	+0.570
33	26	33.784	3	71	47.890	8	93	25.669	9	26	John Slack	1:48.418	3	1:46.948	+1.470
34	71	34.046	8	32	48.079	6	39	26.146	3	71	Alan Cook	1:48.737	8	1:48.257	+0.480
35	18	34.131	11	39	49.668	2	71	26.321	11	39	Michael Richings	1:50.642	3	1:50.322	+0.320
36	39	34.508	3	2	50.847	9	18	26.483	10	18	Bill Cowing	1:52.332	3	1:51.606	+0.726
37	2	35.297	8	18	50.992	9	2	27.026	11	2	Alison Langridge	1:54.211	11	1:53.170	+1.041
38	31	36.093	3	31	53.530	5	31	27.903	5	31	John Emery	1:57.683	5	1:57.526	+0.157



**Session Start: 13:28:07 - Finish: 13:48:21**  
**Weather/Track Conditions: Bright / Dry**  
**Circuit: Brands Hatch Grand Prix Circuit**  
**Track Length: 3.916 Km - 2.4330 miles**

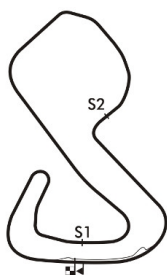


## Legends of Brands Hatch Superprix - 1 - 2 Jul 2017

### HSCC Historic Formula Ford with Avon Tyres, Radio Caroline & Titan Historic Racing

#### Race 1 - Best Sector Speeds

	NO	SECTOR 1	MPH	NO	SECTOR 2	MPH	NO	SECTOR 3	MPH
1	58	Michael Grant Peterkin	94.8	36	Rob Smith	90.6	14	Neil Shinner	117.3
2	14	Neil Shinner	94.0	8	Andrew Mansell	89.7	72	Alistair Littlewood	115.5
3	35	Michael Rasper	93.8	77	Chris Sharples	89.5	13	Stuart Kestenbaum	115.1
4	72	Alistair Littlewood	93.6	56	Roland Svensson	88.9	58	Michael Grant Peterkin	115.1
5	88	Chris Stuart	93.6	13	Stuart Kestenbaum	88.8	21	Ross Drybrough	114.9
6	49	Harvey Sykes	93.5	17	Brian Morris	88.7	35	Michael Rasper	114.9
7	56	Roland Svensson	93.5	47	Louis Hanjoul	88.0	88	Chris Stuart	114.9
8	13	Stuart Kestenbaum	93.4	14	Neil Shinner	87.9	36	Rob Smith	114.7
9	21	Ross Drybrough	93.4	58	Michael Grant Peterkin	87.8	8	Andrew Mansell	114.5
10	22	Tim Brise	93.4	22	Tim Brise	87.6	49	Harvey Sykes	114.3
11	20	Kevin Stanzl	93.1	177	Peter Hannam	86.6	77	Chris Sharples	114.3
12	73	Ed Thurston	93.1	73	Ed Thurston	86.1	22	Tim Brise	113.9
13	36	Rob Smith	93.0	21	Ross Drybrough	86.0	56	Roland Svensson	113.7
14	27	Dick Dixon	92.7	75	Daniel Pickett	85.7	75	Daniel Pickett	113.7
15	7	Robs Lamplough	92.6	81	James Lovett	85.4	20	Kevin Stanzl	113.3
16	75	Daniel Pickett	92.4	88	Chris Stuart	85.3	66	Andrew Wiggins	113.3
17	82	Lee Penson	92.4	46	Stuart Dix	84.8	27	Dick Dixon	113.0
18	77	Chris Sharples	92.0	20	Kevin Stanzl	84.6	82	Lee Penson	112.8
19	17	Brian Morris	91.9	72	Alistair Littlewood	84.6	73	Ed Thurston	112.6
20	32	Nigel Adams	91.9	35	Michael Rasper	84.4	87	Ian Jeary	112.6
21	46	Stuart Dix	91.7	114	Phil Nelson	84.2	26	John Slack	112.0
22	8	Andrew Mansell	91.6	122	Chris Williams	84.2	122	Chris Williams	111.8
23	87	Ian Jeary	91.6	32	Nigel Adams	84.0	7	Robs Lamplough	111.7
24	122	Chris Williams	91.5	49	Harvey Sykes	83.8	17	Brian Morris	111.7
25	47	Louis Hanjoul	91.4	7	Robs Lamplough	82.9	19	Stephen King	111.5
26	66	Andrew Wiggins	91.4	93	Rudolf Ernst	82.3	47	Louis Hanjoul	111.5
27	81	James Lovett	91.4	19	Stephen King	81.8	46	Stuart Dix	110.9
28	177	Peter Hannam	90.6	71	Alan Cook	81.7	81	James Lovett	110.9
29	93	Rudolf Ernst	90.5	87	Ian Jeary	81.7	32	Nigel Adams	110.6
30	26	John Slack	90.3	66	Andrew Wiggins	81.6	93	Rudolf Ernst	110.0
31	41	Paul Unsworth	90.3	27	Dick Dixon	81.3	177	Peter Hannam	110.0
32	114	Phil Nelson	90.3	18	Bill Cowing	80.8	41	Paul Unsworth	109.7
33	19	Stephen King	89.9	26	John Slack	80.5	39	Michael Richings	108.9
34	71	Alan Cook	89.2	41	Paul Unsworth	79.6	114	Phil Nelson	108.2
35	18	Bill Cowing	88.6	2	Alison Langridge	79.2	18	Bill Cowing	107.7
36	39	Michael Richings	88.2	82	Lee Penson	79.1	71	Alan Cook	107.6
37	2	Alison Langridge	88.1	39	Michael Richings	77.8	2	Alison Langridge	106.5
38	31	John Emery	82.2	31	John Emery	73.4	31	John Emery	102.3



**Session Start: 13:28:07 - Finish: 13:48:21**  
**Weather/Track Conditions: Bright / Dry**  
**Circuit: Brands Hatch Grand Prix Circuit**  
**Track Length: 3.916 Km - 2.4330 miles**



# Legends of Brands Hatch Superprix - 1 - 2 Jul 2017

## HSCC Historic Formula Ford with Avon Tyres, Radio Caroline & Titan Historic Racing

### Race 1 - Lap Chart

Lap 1			Lap 2			Lap 3			Lap 4			Lap 5			Lap 6		
NO	Behind	Laptime	NO	Behind	Laptime	NO	Behind	Laptime	NO	Behind	Laptime	NO	Behind	Laptime	NO	Behind	Laptime
58		1:48.108	73		1:41.384	73		1:41.470	73		1:41.148	73		1:40.522	73		1:40.383
73	0.126	1:48.234	36	1.035	1:42.258	36	0.920	1:41.355	36	1.194	1:41.422	36	2.029	1:41.357	13	2.984	1:41.238
36	0.287	1:48.395	58	1.232	1:42.742	58	1.738	1:41.976	13	2.496	1:41.706	13	2.129	1:40.155	36	3.208	1:41.562
13	0.637	1:48.745	13	1.868	1:42.741	13	1.938	1:41.540	58	2.698	1:42.108	58	3.026	1:40.850	58	3.637	1:40.994
14	0.930	1:49.038	14	1.957	1:42.537	14	2.125	1:41.638	14	2.841	1:41.864	17	6.333	1:42.791	17	8.582	1:42.632
17	1.413	1:49.521	17	2.445	1:42.542	17	3.520	1:42.545	17	4.064	1:41.692	56	11.086	1:44.751	56	13.930	1:43.227
56	2.228	1:50.336	56	3.800	1:43.082	56	5.103	1:42.773	56	6.857	1:42.902	22	12.076	1:43.494	21	13.999	1:42.151
75	2.586	1:50.694	75	4.181	1:43.105	22	6.534	1:43.317	21	9.070	1:43.433	21	12.231	1:43.683	22	14.878	1:43.185
21	3.307	1:51.415	22	4.687	1:42.790	75	6.700	1:43.989	22	9.104	1:43.718	75	14.059	1:43.955	75	17.538	1:43.862
22	3.407	1:51.515	21	5.031	1:43.234	21	6.785	1:43.224	75	10.626	1:45.074	77	14.615	1:44.408	77	17.667	1:43.435
77	4.423	1:52.531	77	6.031	1:43.118	77	7.061	1:42.500	77	10.729	1:44.816	88	14.701	1:43.805	88	18.137	1:43.819
8	4.700	1:52.808	8	6.982	1:43.792	8	9.498	1:43.986	88	11.418	1:42.875	8	14.917	1:43.301	72	18.362	1:43.555
88	5.243	1:53.351	88	7.767	1:44.034	88	9.691	1:43.394	8	12.138	1:43.788	72	15.190	1:43.291	8	18.486	1:43.952
72	5.859	1:53.967	72	8.416	1:44.067	72	10.192	1:43.246	72	12.421	1:43.377	49	17.168	1:44.490	14	18.627	1:41.473
49	6.211	1:54.319	49	9.306	1:44.605	49	11.156	1:43.320	49	13.200	1:43.192	20	17.460	1:43.286	49	20.732	1:43.947
20	6.860	1:54.968	20	9.907	1:44.557	20	12.231	1:43.794	20	14.696	1:43.613	14	17.537	1:55.218	20	22.027	1:44.950
82	7.609	1:55.717	66	11.207	1:44.952	66	14.052	1:44.315	66	19.451	1:46.547	66	24.655	1:45.726	66	29.714	1:45.442
66	7.765	1:55.873	82	11.535	1:45.436	82	14.738	1:44.673	82	19.567	1:45.977	82	24.997	1:45.952	82	30.214	1:45.600
27	7.918	1:56.026	27	12.054	1:45.646	27	14.821	1:44.237	27	19.749	1:46.076	27	25.376	1:46.149	7	30.701	1:45.095
7	8.851	1:56.959	7	13.292	1:45.951	7	17.051	1:45.229	7	20.724	1:44.821	7	25.989	1:45.787	27	30.745	1:45.752
122	9.233	1:57.341	122	14.150	1:46.427	122	20.157	1:47.477	35	23.764	1:44.506	35	27.951	1:44.709	35	30.945	1:43.377
35	10.277	1:58.385	35	14.927	1:46.160	35	20.406	1:46.949	122	25.729	1:46.720	87	31.266	1:44.419	87	35.226	1:44.343
26	10.539	1:58.647	87	20.332	1:50.213	87	23.947	1:45.085	87	27.369	1:44.570	122	32.283	1:47.076	122	37.639	1:45.739
93	11.454	1:59.562	46	21.205	1:48.794	46	26.984	1:47.249	81	31.196	1:45.353	47	35.404	1:44.477	47	39.633	1:44.612
87	11.629	1:59.737	81	21.471	1:48.016	81	26.991	1:46.990	47	31.449	1:45.476	81	36.517	1:45.843	81	40.556	1:44.422
19	12.242	2:00.350	47	22.171	1:48.066	47	27.121	1:46.420	46	31.823	1:45.987	46	37.001	1:45.700	46	40.889	1:44.271
46	13.921	2:02.029	177	22.627	1:49.357	177	28.138	1:46.981	177	33.545	1:46.555	177	39.159	1:46.136	177	44.722	1:45.946
177	14.780	2:02.888	41	23.391	1:49.523	41	28.452	1:46.531	41	33.848	1:46.544	19	44.306	1:50.288	19	49.168	1:45.245
81	14.965	2:03.073	114	24.555	1:49.625	19	29.042	1:45.633	19	34.540	1:46.646	93	46.651	1:47.126	93	52.689	1:46.421
41	15.378	2:03.486	19	24.879	1:54.147	32	32.760	1:48.378	32	39.610	1:47.998	32	48.508	1:49.420	32	55.330	1:47.205
47	15.615	2:03.723	32	25.852	1:49.987	114	33.852	1:50.767	93	40.047	1:46.908	114	49.330	1:48.696	114	55.863	1:46.916
114	16.440	2:04.548	93	27.839	1:57.895	93	34.287	1:47.918	114	41.156	1:48.452	71	1:01.930	1:53.486	71	1:13.230	1:51.683
32	17.375	2:05.483	39	28.824	1:51.208	39	37.996	1:50.642	71	48.966	1:51.296	41	1:03.757	2:10.431	41	1:13.314	1:49.940
39	19.126	2:07.234	71	29.794	1:50.932	71	38.818	1:50.494	18	57.926	1:54.206	18	1:12.208	1:54.804	18	1:25.186	1:53.361
18	19.765	2:07.873	26	33.048	2:04.019	26	39.996	1:48.418	2	1:10.452	1:57.266	2	1:25.062	1:55.132	2	1:39.573	1:54.894
71	20.372	2:08.480	18	34.006	1:55.751	18	44.868	1:52.332	31	1:20.908	1:59.695	31	1:38.069	1:57.683			
2	23.450	2:11.558	2	39.372	1:57.432	2	54.334	1:56.432									
31	27.265	2:15.373	31	45.070	1:59.315	31	1:02.361	1:58.761									

**Session Start: 13:28:07 - Finish: 13:48:21**  
**Weather/Track Conditions Bright / Dry**  
**Circuit: Brands Hatch Grand Prix Circuit**  
**Track Length: 3.916 Km - 2.4330 miles**

# Legends of Brands Hatch Superprix - 1 - 2 Jul 2017

## HSCC Historic Formula Ford with Avon Tyres, Radio Caroline & Titan Historic Racing

### Race 1 - Lap Chart

Lap 7			Lap 8			Lap 9			Lap 10			Lap 11			Lap 12		
NO	Behind	Laptime	NO	Behind	Laptime	NO	Behind	Laptime	NO	Behind	Laptime	NO	Behind	Laptime	NO	Behind	Laptime
73		1:40.715	73		1:41.053	73		1:41.062	73		1:40.637	73		1:40.888	73		1:41.149
13	3.808	1:41.539	13	4.239	1:41.484	36	4.957	1:41.376	13	6.727	1:42.359	71	1 LAP	1:48.931	31	2 LAPS	1:58.725
36	3.944	1:41.451	36	4.643	1:41.752	13	5.005	1:41.828	36	6.845	1:42.525	58	8.674	1:42.314	41	1 LAP	1:46.969
58	4.311	1:41.389	58	5.069	1:41.811	58	5.437	1:41.430	58	7.248	1:42.448	36	8.796	1:42.839	58	9.647	1:42.122
17	11.594	1:43.727	2	1 LAP	1:55.201	18	1 LAP	1:54.344	17	19.477	1:44.673	13	15.485	1:49.646	36	9.939	1:42.292
56	16.684	1:43.469	17	13.362	1:42.821	177	1 LAP	2:43.586	21	20.981	1:42.879	17	21.238	1:42.649	71	1 LAP	1:50.177
21	16.748	1:43.464	21	17.871	1:42.176	17	15.441	1:43.141	18	1 LAP	1:52.393	21	21.240	1:41.147	13	16.257	1:41.921
22	16.955	1:42.792	22	20.144	1:44.242	21	18.739	1:41.930	56	26.254	1:43.622	22	29.739	1:44.204	21	22.551	1:42.460
31	1 LAP	2:02.895	56	20.355	1:44.724	56	23.269	1:43.976	22	26.423	1:43.729	56	29.778	1:44.412	17	22.597	1:42.508
77	21.295	1:44.343	14	24.831	1:44.009	22	23.331	1:44.249	14	27.931	1:42.478	14	30.049	1:43.006	56	32.710	1:44.081
75	21.505	1:44.682	77	25.654	1:45.412	14	26.090	1:42.321	77	32.410	1:45.608	18	1 LAP	1:52.871	22	34.034	1:45.444
14	21.875	1:43.963	75	25.937	1:45.485	77	27.439	1:42.847	8	32.426	1:44.445	88	34.880	1:43.314	75	40.509	1:45.524
88	21.966	1:44.544	72	26.028	1:45.076	2	1 LAP	1:55.738	88	32.454	1:44.598	8	35.150	1:43.612	72	40.558	1:44.579
72	22.005	1:44.358	88	26.102	1:45.189	75	27.808	1:42.933	72	32.684	1:45.302	75	36.134	1:43.518	77	41.540	1:45.342
8	22.281	1:44.510	8	26.946	1:45.718	72	28.019	1:43.053	75	33.504	1:46.333	72	37.128	1:45.332	14	43.899	1:54.999
49	23.950	1:43.933	20	27.772	1:44.100	88	28.493	1:43.453	20	33.997	1:44.841	77	37.347	1:45.825	20	45.129	1:48.809
20	24.725	1:43.413	49	28.062	1:45.165	8	28.618	1:42.734	49	34.923	1:44.539	20	37.469	1:44.360	49	45.464	1:49.004
66	33.422	1:44.423	66	38.440	1:46.071	20	29.793	1:43.083	2	1 LAP	1:56.001	49	37.609	1:43.574	18	1 LAP	1:54.683
7	34.433	1:44.447	7	39.230	1:45.850	49	31.021	1:44.021	177	1 LAP	2:13.914	66	52.282	1:46.304	66	57.341	1:46.208
82	34.673	1:45.174	82	39.608	1:45.988	66	42.409	1:45.031	66	46.866	1:45.094	7	53.005	1:46.455	7	58.267	1:46.411
27	35.844	1:45.814	35	39.719	1:44.894	7	43.340	1:45.172	7	47.438	1:44.735	35	53.032	1:45.818	35	58.396	1:46.513
35	35.878	1:45.648	27	40.061	1:45.270	82	43.461	1:44.915	82	47.478	1:44.654	82	53.867	1:47.277	82	58.609	1:45.891
87	38.662	1:44.151	87	41.997	1:44.388	35	43.823	1:45.166	27	48.054	1:44.490	27	53.951	1:46.785	27	58.715	1:45.913
122	42.256	1:45.332	31	1 LAP	2:05.800	27	44.201	1:45.202	35	48.102	1:44.916	87	54.233	1:46.326	87	58.926	1:45.842
47	42.575	1:43.657	122	46.272	1:45.069	87	45.054	1:44.119	87	48.795	1:44.378	2	1 LAP	1:56.146	46	1:05.721	1:47.138
81	44.219	1:44.378	81	48.771	1:45.605	122	50.289	1:45.079	122	55.241	1:45.589	122	59.466	1:45.113	122	1:06.646	1:48.329
46	44.524	1:44.350	46	49.061	1:45.590	81	52.784	1:45.075	46	56.391	1:44.193	46	59.732	1:44.229	81	1:07.577	1:47.492
177	50.453	1:46.446	47	54.178	1:52.656	46	52.835	1:44.836	81	57.313	1:45.166	81	1:01.234	1:44.809	47	1:11.358	1:45.623
19	53.523	1:45.070	19	57.425	1:44.955	47	58.231	1:45.115	47	1:02.446	1:44.852	47	1:06.884	1:45.326	2	1 LAP	1:54.211
93	58.704	1:46.730	93	1:05.749	1:48.098	19	1:02.388	1:46.025	19	1:06.607	1:44.856	177	1 LAP	2:06.084	19	1:14.810	1:45.247
32	1:02.276	1:47.661	32	1:10.820	1:49.597	31	1 LAP	2:02.212	93	1:16.798	1:46.840	19	1:10.712	1:44.993	93	1:28.370	1:47.667
114	1:03.194	1:48.046	114	1:11.301	1:49.160	93	1:10.595	1:45.908	31	1 LAP	1:58.394	93	1:21.852	1:45.942	177	1 LAP	2:06.410
41	1:21.301	1:48.702	41	1:26.986	1:46.738	32	1:19.206	1:49.448	32	1:26.263	1:47.694	32	1:35.028	1:49.653	32	1:43.739	1:49.860
71	1:22.914	1:50.399	71	1:30.598	1:48.737	114	1:19.913	1:49.674	114	1:26.815	1:47.539	114	1:35.586	1:49.659	114	1:44.185	1:49.748
18	1:37.164	1:52.693				41	1:32.132	1:46.208	41	1:39.702	1:48.207						
						71	1:39.235	1:49.699									

**Session Start: 13:28:07 - Finish: 13:48:21**  
**Weather/Track Conditions Bright / Dry**  
**Circuit: Brands Hatch Grand Prix Circuit**  
**Track Length: 3.916 Km - 2.4330 miles**

## Legends of Brands Hatch Superprix - 1 - 2 Jul 2017

### HSCC Historic Formula Ford with Avon Tyres, Radio Caroline & Titan Historic Racing Race 3 - Starting Grid

Sheet No:

*Start Time : 14:35 - Heat Duration : 20 Minutes*

19		37	19	Stephen King		38	93	Rudolf Ernst
18		35	81	James Lovett		36	47	Louis Hanjoul
17		33	46	Stuart Dix		34	122	Chris Williams
16		31	27	Dick Dixon		32	87	Ian Jeary
15		29	35	Michael Rasper		30	82	Lee Penson
14		27	66	Andrew Wiggins		28	7	Robb Lamplough
13		25	20	Kevin Stanzl		26	49	Harvey Sykes
12		23	77	Chris Sharples		24	14	Neil Shinner
11		21	75	Daniel Pickett		22	72	Alistair Littlewood
10		19	56	Roland Svensson		20	22	Tim Brise
9		17	21	Ross Drybrough		18	17	Brian Morris
8		15	36	Rob Smith		16	13	Stuart Kestenbaum
7		13	73	Ed Thurston		14	58	Michael Grant Pet erkin
6		11	29	Westie Mitchell		12	60	James Buckt on
5		9	15	Mat thew Wrigley		10	40	Sam Mit chell
4		7	3	Benn Simms		8	53	Richard Tarling
3		5	4	Maxim Bartell		6	24	Ben Mit chell
2		3	48	Benn Tilley		4	1	Callum Grant
1		1	94	Michael O'Brien		2	64	Cameron Jackson
ROW				Pole Right				

*Circuit: Brands Hatch Grand Prix Circuit*

*Track Length: 3.916 Km - 2.4330 miles*

**These results are provisional until the conclusion of any judicial and technical matters.**

Clerk of the Course:

Julian Floyd

Timekeeper:

Nick Palmer

Issued at:

# Legends of Brands Hatch Superprix - 1 - 2 Jul 2017

## HSCC/FJHRA Silverline Historic Formula Junior

### Race 2 - Classification

Sheet No:

POS	NO	DRIVER/S	CLASS	CLASS POS	CAR MAKE / MODEL	TIME	LAPS	GAP	DIFF	MPH	BEST	ON
1	66	Cameron Jackson	E1	1	Brabham BT2	20:49.299	12	-- 12 laps		84.13	1:40.998	3
2	78	Benn Tilley	E1	2	Lotus 22	20:52.576	12	3.277	3.277	83.91	1:41.752	2
3	99	Mark Shaw	H	1	Brabham BT6	21:03.796	12	14.497	11.220	83.16	1:42.995	2
4	79	Michael Hibberd	E1	3	Lotus 22	21:04.185	12	14.886	0.389	83.14	1:43.166	3
5	63	Laine Martin	D2	1	Lotus 20	21:43.060	12	53.761	38.875	80.66	1:46.573	2
6	74	Iain Rowley	E1	4	Lola Mk5	21:43.871	12	54.572	0.811	80.60	1:46.542	3
7	71	James Hicks	D2	2	Caravelle Mk3	22:00.550	12	1:11.251	16.679	79.59	1:47.910	5
8	59	Robin Longdon	D2	3	Lola Mk3	22:21.521	12	1:32.222	20.971	78.34	1:49.026	3
9	67	Anthony Binnington	E1	5	Cooper T67	22:28.485	12	1:39.186	6.964	77.94	1:49.725	2
10	134	Nick Finburgh	C2	1	Envoy Proto 1	20:41.032	11	-- 11 laps	4.343	77.63	1:50.806	5
11	43	Ian Simmonds	C2	2	Envoy Mk1	20:49.063	11	8.031	8.031	77.13	1:49.925	2
12	3	Justin Fleming	B2	1	Lola Mk2	21:06.242	11	25.210	17.179	76.09	1:51.989	2
13	31	John Lord	C2	3	Lotus 18	21:20.099	11	39.067	13.857	75.26	1:53.424	10
14	34	James Owen	B2	2	Gemini Mk2	21:20.764	11	39.732	0.665	75.22	1:52.520	2
15	46	Chris Alford	C2	4	Elva 200	21:32.349	11	51.317	11.585	74.55	1:54.574	4
16	38	Gil Duffy	C2	5	Kieft FJ	22:14.248	11	1:33.216	41.899	72.21	1:55.456	2
17	39	Simon Durling	C1	1	Lotus 18	22:16.335	11	1:35.303	2.087	72.09	1:56.724	7
18	72	Tom De Gres	E2	1	Cooper T59	22:22.646	11	1:41.614	6.311	71.76	1:53.850	7
19	52	Kim Shearn	H	2	Penny Ford PF1	22:26.743	11	1:45.711	4.097	71.54	1:58.552	4
20	30	Roger Skipp	C2	6	Emeryson FJ	20:41.592	10	-- 10 laps	15.939	70.54	2:00.456	8
21	26	Roger Dexter	B2	3	Elva 100	21:37.630	10	56.038	56.038	67.49	2:05.751	9
22	97	Hans Ciers	D2	4	Lotus 20	21:38.003	10	56.411	0.373	67.47	2:05.363	10
23	60	Nick Daunt	A	1	Taraschi FJ	22:26.504	10	1:44.912	48.501	65.05	2:10.225	7
24	316	Alvin Davies	C1	2	Cooper T18	22:28.919	8	-- 8 laps --	4:40.264	51.94	2:33.905	2

----- NOT CLASSIFIED -----

DNF 85	John Chisholm	D2	Gemini Mk3A	18:05.948	10	-- 10 laps			80.65	1:46.388	4
DNF 47	Richard Utley	C1	Caravelle Mk1	17:46.352	8	-- 8 laps --	3:17.137		65.71	2:09.750	3
DNF 48	Simon Hewes	C2	Lotus 18	14:15.071	7	-- 7 laps --			71.70	1:58.546	5
DNF 22	Robin Lackford	B2	Elva 100	4:11.742	2	-- 2 laps --			69.58	2:00.109	2
DNF 37	Andrew Taylor	C2	Cooper T56	2:00.729	1	-- 1 laps --			72.55	2:00.729	1
DNF 33	Stuart Tizzard	C2	Lotus 18								

----- FASTEST LAP SUMMARY -----

NO	DRIVER/S	CLASS	CAR MAKE / MODEL	FASTEST LAP	ON	MPH
66	Cameron Jackson	E1	Brabham BT2	1:40.998	3	86.72
99	Mark Shaw	H	Brabham BT6	1:42.995	2	85.04
85	John Chisholm	D2	Gemini Mk3A	1:46.388	4	82.33
43	Ian Simmonds	C2	Envoy Mk1	1:49.925	2	79.68
3	Justin Fleming	B2	Lola Mk2	1:51.989	2	78.21
72	Tom De Gres	E2	Cooper T59	1:53.850	7	76.93
39	Simon Durling	C1	Lotus 18	1:56.724	7	75.04
60	Nick Daunt	A	Taraschi FJ	2:10.225	7	67.26

Car 66 - 10 second penalty applied - false start.  
Car 71 - transponder not working.

Session Start: 14:07:06 - Finish: 14:27:43  
Weather/Track Conditions: Bright / Dry  
Circuit: Brands Hatch Grand Prix Circuit  
Track Length: 3.916 Km - 2.4330 miles

These results are provisional until the conclusion of any judicial and technical matters.

Clerk of the Course:  <div style="text-align: right;">Julian Floyd</div>	Timekeeper:  <div style="text-align: right;">Nick Palmer</div>	Issued at:
--	--	------------

# Legends of Brands Hatch Superprix - 1 - 2 Jul 2017

## HSCC/FJHRA Silverline Historic Formula Junior

### Race 2 - Sector Analysis

3 Justin Fleming (B2)								Lola Mk2							
lap	Sect-1	Speed	Sect-2	Speed	Sect-3	Speed	Laptime Pit	lap	Sect-1	Speed	Sect-2	Speed	Sect-3	Speed	Laptime Pit
1		85.0	51.798	71.0	27.013	109.3	2:03.717	7	35.789	85.6	51.511	65.2	27.773	108.1	1:55.073
2	34.835	88.6	50.326	75.4	26.828	109.1	1:51.989	8	35.690	86.7	51.142	70.8	28.063	108.4	1:54.895
3	35.080	86.1	50.429	77.2	26.753	108.8	1:52.262	9	35.903	86.2	51.681	68.4	29.265	109.3	1:56.849
4	35.466	87.3	50.736	71.5	27.299	109.1	1:53.501	10	35.988	87.1	51.796	74.6	27.984	106.4	1:55.768
5	35.474	85.0	50.202	74.4	26.749	108.2	1:52.425	11	36.496	86.9	51.089	73.9	28.291	107.9	1:55.876
6	35.851	85.0	50.631	77.9	27.405	108.2	1:53.887	12							

22 Robin Lackford (B2)								Elva 100							
lap	Sect-1	Speed	Sect-2	Speed	Sect-3	Speed	Laptime Pit	lap	Sect-1	Speed	Sect-2	Speed	Sect-3	Speed	Laptime Pit
1		78.9	54.209	69.2	28.804	99.5	2:11.633	2	37.465	79.1	53.972	66.5	28.672	99.9	2:00.109

26 Roger Dexter (B2)								Elva 100							
lap	Sect-1	Speed	Sect-2	Speed	Sect-3	Speed	Laptime Pit	lap	Sect-1	Speed	Sect-2	Speed	Sect-3	Speed	Laptime Pit
1		71.8	1:00.338	62.8	31.512	91.0	2:24.466	6	39.218	74.9	57.389	62.6	31.239	93.9	2:07.846
2	40.352	67.8	59.679	59.7	31.444	92.6	2:11.475	7	38.566	74.1	58.505	63.2	30.827	96.9	2:07.898
3	39.694	71.9	58.469	60.2	31.744	91.1	2:09.907	8	38.743	75.5	57.157	64.4	30.210	95.6	2:06.110
4	39.909	72.6	58.459	59.6	30.870	92.6	2:09.238	9	38.852	72.4	56.946	65.7	29.953	95.2	2:05.751
5	39.412	71.3	58.274	62.9	30.235	93.9	2:07.921	10	39.460	73.1	57.338	63.6	30.220	93.8	2:07.018

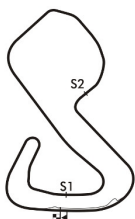
30 Roger Skipp (C2)								Emeryson FJ							
lap	Sect-1	Speed	Sect-2	Speed	Sect-3	Speed	Laptime Pit	lap	Sect-1	Speed	Sect-2	Speed	Sect-3	Speed	Laptime Pit
1		82.0	57.871	66.1	28.863	101.7	2:17.008	6	37.837	78.9	54.523	69.0	28.611	99.5	2:00.971
2	39.254	74.2	56.872	66.2	29.132	99.9	2:05.258	7	37.436	79.9	54.978	69.0	28.708	102.8	2:01.122
3	38.935	76.4	55.935	66.8	30.065	100.8	2:04.935	8	37.874	77.9	54.299	71.3	28.283	102.6	2:00.456
4	38.155	71.9	55.934	64.3	28.904	99.9	2:02.993	9	37.282	80.1	55.466	67.1	30.178	99.5	2:02.926
5	38.557	80.7	55.690	61.0	28.990	102.8	2:03.237	10	37.808	78.2	55.538	72.6	29.340	88.6	2:02.686

31 John Lord (C2)								Lotus 18							
lap	Sect-1	Speed	Sect-2	Speed	Sect-3	Speed	Laptime Pit	lap	Sect-1	Speed	Sect-2	Speed	Sect-3	Speed	Laptime Pit
1		74.8	54.304	74.4	27.510	109.3	2:11.221	7	34.988	85.1	51.274	70.9	27.340	108.6	1:53.602
2	36.201	81.2	53.008	70.2	27.488	106.7	1:56.697	8	35.436	84.4	52.259	70.7	27.702	107.9	1:55.397
3	37.181	73.3	52.712	73.2	26.988	109.1	1:56.881	9	35.335	84.1	51.735	71.6	27.255	108.8	1:54.325
4	35.543	81.4	53.086	70.8	26.892	109.3	1:55.521	10	35.517	83.2	51.225	71.6	26.682	108.4	1:53.424
5	36.277	79.8	52.083	69.7	26.847	108.2	1:55.207	11	35.304	84.2	51.789	75.5	26.778	107.7	1:53.871
6	35.264	82.3	51.798	72.2	26.891	107.6	1:53.953	12							

33 Stuart Tizzard (C2)								Lotus 18							
lap	Sect-1	Speed	Sect-2	Speed	Sect-3	Speed	Laptime Pit	lap	Sect-1	Speed	Sect-2	Speed	Sect-3	Speed	Laptime Pit

34 James Owen (B2)								Gemini Mk2							
lap	Sect-1	Speed	Sect-2	Speed	Sect-3	Speed	Laptime Pit	lap	Sect-1	Speed	Sect-2	Speed	Sect-3	Speed	Laptime Pit
1		82.6	52.043	65.6	27.543	101.9	2:08.739	7	36.215	82.8	52.282	70.5	28.542	102.5	1:57.039
2	35.051	85.1	50.647	73.9	26.822	102.5	1:52.520	8	36.104	84.1	50.837	71.6	27.294	101.2	1:54.235
3	35.651	81.7	52.095	73.6	27.253	105.4	1:54.999	9	35.499	84.2	51.064	72.3	27.164	103.0	1:53.727
4	36.194	81.5	51.957	71.7	27.834	100.9	1:55.985	10	36.276	74.9	51.258	70.5	27.956	100.5	1:55.490
5	38.869	67.1	51.186	73.0	27.047	101.6	1:57.102	11	36.933	78.8	52.418	74.7	27.073	97.4	1:56.424
6	36.157	83.7	51.046	71.0	27.301	101.2	1:54.504	12							

37 Andrew Taylor (C2)								Cooper T56							
lap	Sect-1	Speed	Sect-2	Speed	Sect-3	Speed	Laptime Pit	lap	Sect-1	Speed	Sect-2	Speed	Sect-3	Speed	Laptime Pit
1		82.8	49.887	73.8	26.514	106.9	2:00.729	2							



**Session Start: 14:07:06 - Finish: 14:27:43**  
**Weather/Track Conditions: Bright / Dry**  
**Circuit: Brands Hatch Grand Prix Circuit**  
**Track Length: 3.916 Km - 2.4330 miles**

# Legends of Brands Hatch Superprix - 1 - 2 Jul 2017

## HSCC/FJHRA Silverline Historic Formula Junior

### Race 2 - Sector Analysis

38 Gil Duffy (C2)								Kieft FJ							
Lap	Sect-1	Speed	Sect-2	Speed	Sect-3	Speed	Laptime Pit	Lap	Sect-1	Speed	Sect-2	Speed	Sect-3	Speed	Laptime Pit
1		85.4	51.834	71.2	27.401	107.4	2:04.881	7	36.976	82.1	52.871	69.3	28.282	106.9	1:58.129
2	36.265	82.0	52.099	78.3	27.092	107.0	1:55.456	8	37.008	81.5	53.904	69.1	28.731	107.2	1:59.643
3	36.361	78.8	51.964	75.4	27.233	106.9	1:55.558	9	36.752	85.0	51.861	67.8	28.201	108.6	1:56.814
4	36.283	81.0	51.730	78.1	27.829	108.9	1:55.842	10	39.335	81.2	52.773	67.6	27.786	108.9	1:59.894
5	55.049	64.0	52.328	74.2	27.345	105.0	2:14.722	11	37.365	81.2	52.695	66.1	28.882	96.7	1:58.942
6	36.483	83.2	1:10.024	64.7	27.860	107.9	2:14.367								

39 Simon Durling (C1)								Lotus 18							
Lap	Sect-1	Speed	Sect-2	Speed	Sect-3	Speed	Laptime Pit	Lap	Sect-1	Speed	Sect-2	Speed	Sect-3	Speed	Laptime Pit
1		84.1	57.388	66.9	28.915	103.0	2:17.500	7	36.663	81.0	51.901	68.5	28.160	106.5	1:56.724
2	37.623	80.1	52.587	67.4	28.488	103.1	1:58.698	8	37.171	84.7	52.221	59.8	28.911	100.9	1:58.303
3	37.981	78.7	52.972	61.3	29.057	103.0	2:00.010	9	37.146	85.3	52.087	66.8	28.067	106.0	1:57.300
4	37.462	77.6	53.539	66.7	27.876	105.5	1:58.877	10	38.380	84.6	53.855	68.5	27.969	103.0	2:00.204
5	37.713	78.6	53.362	68.3	27.852	106.5	1:58.927	11	38.870	78.0	53.351	63.9	28.870	104.1	2:01.091
6	47.217	79.6	52.837	68.8	28.647	105.5	2:08.701	12							

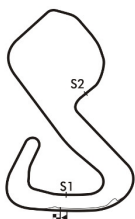
43 Ian Simmonds (C2)								Envoy Mk1							
Lap	Sect-1	Speed	Sect-2	Speed	Sect-3	Speed	Laptime Pit	Lap	Sect-1	Speed	Sect-2	Speed	Sect-3	Speed	Laptime Pit
1		84.2	50.098	74.4	26.821	111.1	1:59.639	7	35.661	89.7	51.208	72.0	27.156	109.8	1:54.025
2	34.757	91.4	48.763	74.2	26.405	111.7	1:49.925	8	34.468	90.1	58.401	74.2	27.492	110.4	2:00.361
3	34.487	91.2	49.655	74.9	26.550	111.1	1:50.692	9	35.013	90.1	50.836	77.0	27.088	110.7	1:52.937
4	34.267	90.9	49.690	74.6	26.678	110.7	1:50.635	10	35.322	89.3	50.958	78.0	27.367	110.2	1:53.647
5	35.292	90.1	49.188	73.1	26.594	111.1	1:51.074	11	35.603	89.7	50.926	73.8	27.263	106.9	1:53.792
6	35.298	90.3	49.623	76.5	27.415	110.2	1:52.336	12							

46 Chris Alford (C2)								Elva 200							
Lap	Sect-1	Speed	Sect-2	Speed	Sect-3	Speed	Laptime Pit	Lap	Sect-1	Speed	Sect-2	Speed	Sect-3	Speed	Laptime Pit
1		84.4	52.480	69.7	27.601	106.7	2:04.691	7	36.462	83.0	52.287	71.6	28.590	101.4	1:57.339
2	36.159	85.4	51.444	72.5	27.687	104.4	1:55.290	8	37.246	85.0	52.223	73.8	28.421	101.4	1:57.890
3	36.478	83.3	51.498	71.3	27.959	101.6	1:55.935	9	36.565	83.9	52.536	65.6	28.198	104.4	1:57.299
4	36.089	83.6	51.094	72.1	27.391	104.7	1:54.574	10	37.071	82.8	52.456	67.6	27.894	105.0	1:57.421
5	36.433	82.9	51.892	72.1	27.817	103.6	1:56.142	11	37.971	81.1	52.645	68.7	28.432	102.0	1:59.048
6	36.610	82.6	52.139	70.1	27.971	103.9	1:56.720	12							

47 Richard Utley (C1)								Caravelle Mk1							
Lap	Sect-1	Speed	Sect-2	Speed	Sect-3	Speed	Laptime Pit	Lap	Sect-1	Speed	Sect-2	Speed	Sect-3	Speed	Laptime Pit
1			59.511	62.8	30.500	90.5	2:27.617	5	42.272	72.6	59.300	60.2	31.855	96.5	2:13.427
2	40.952		1:00.151	58.2	30.442	98.1	2:11.545	6	40.847		59.468	64.6	31.516	93.9	2:11.831
3	40.290		58.653	62.9	30.807	98.7	2:09.750	7	40.296		59.316	61.7	30.349	94.0	2:09.961
4	41.035	71.2	59.036	63.5	30.782	97.2	2:10.853	8	42.175		58.682	61.0	30.511	95.5	2:11.368

48 Simon Hewes (C2)								Lotus 18							
Lap	Sect-1	Speed	Sect-2	Speed	Sect-3	Speed	Laptime Pit	Lap	Sect-1	Speed	Sect-2	Speed	Sect-3	Speed	Laptime Pit
1		77.2	56.814	66.1	28.829	103.4	2:18.039	5	37.653	73.5	52.891	70.5	28.002	103.0	1:58.546
2	38.165	76.2	53.574	67.8	28.353	102.8	2:00.092	6	37.163	80.2	53.935	69.9	28.618	100.0	1:59.716
3	36.844	76.4	53.344	61.6	29.237	103.9	1:59.425	7	38.232	77.2	54.369	65.1	27.968	101.9	2:00.569
4	37.055	78.4	53.294	68.4	28.335	100.6	1:58.684	8							

52 Kim Shearn (H)								Penny Ford PF1							
Lap	Sect-1	Speed	Sect-2	Speed	Sect-3	Speed	Laptime Pit	Lap	Sect-1	Speed	Sect-2	Speed	Sect-3	Speed	Laptime Pit
1		82.3	53.383	67.2	29.188	100.6	2:10.164	7	38.049	82.1	53.805	67.9	28.074	102.8	1:59.928
2	37.590	72.6	54.913	66.2	28.438	102.2	2:00.941	8	36.974	81.5	55.937	65.3	28.258	101.9	2:01.169
3	36.905	82.0	53.525	69.1	28.315	101.7	1:58.745	9	37.462	80.3	55.082	64.4	29.199	99.2	2:01.743
4	37.027	82.3	53.345	66.2	28.180	101.7	1:58.552	10	39.059	73.8	54.372	69.8	28.497	98.6	2:01.928
5	37.150	74.1	54.348	67.0	28.589	100.8	2:00.087	11	38.409	81.3	54.087	67.2	28.594	98.3	2:01.090
6	47.875	70.5	56.330	64.7	28.191	100.3	2:12.396	12							



**Session Start: 14:07:06 - Finish: 14:27:43**  
**Weather/Track Conditions: Bright / Dry**  
**Circuit: Brands Hatch Grand Prix Circuit**  
**Track Length: 3.916 Km - 2.4330 miles**

# Legends of Brands Hatch Superprix - 1 - 2 Jul 2017

## HSCC/FJHRA Silverline Historic Formula Junior

### Race 2 - Sector Analysis

59 Robin Longdon (D2)								Lola Mk3							
lap	Sect-1	Speed	Sect-2	Speed	Sect-3	Speed	Laptime Pit	lap	Sect-1	Speed	Sect-2	Speed	Sect-3	Speed	Laptime Pit
1		82.8	50.841	73.8	26.363	114.5	2:02.571	7	34.516	89.7	50.304	71.3	26.450	112.4	1:51.270
2	34.616	86.8	49.214	75.3	25.884	113.2	1:49.714	8	34.967	87.0	48.974	77.1	26.812	112.2	1:50.753
3	34.782	85.8	48.301	71.2	25.943	114.1	1:49.026	9	34.779	85.7	49.999	73.0	26.548	111.8	1:51.326
4	34.368	86.1	48.893	71.6	26.433	115.3	1:49.694	10	34.865	87.3	49.868	72.9	27.043	113.2	1:51.776
5	34.470	88.7	48.774	70.9	26.087	113.3	1:49.331	11	35.521	88.6	49.864	72.0	26.388	114.3	1:51.773
6	34.090	90.7	49.076	71.0	27.198	113.5	1:50.364	12	35.272	87.0	50.426	71.6	28.225	107.9	1:53.923

60 Nick Daunt (A)								Taraschi FJ							
lap	Sect-1	Speed	Sect-2	Speed	Sect-3	Speed	Laptime Pit	lap	Sect-1	Speed	Sect-2	Speed	Sect-3	Speed	Laptime Pit
1		74.2	59.801	62.5	31.429	91.5	2:25.468	6	41.016	76.4	58.547	60.7	31.910	93.4	2:11.473
2	41.744	68.8	1:00.382	62.5	31.785	87.1	2:13.911	7	40.477	72.2	58.957	65.2	30.791	93.1	2:10.225
3	41.949	73.6	58.437	65.9	31.663	87.7	2:12.049	8	41.124	71.9	59.994	64.2	30.630	92.9	2:11.748
4	41.694	73.7	58.827	66.0	31.523	87.3	2:12.044	9	42.300	66.8	1:08.847	61.4	31.490	93.1	2:22.637
5	41.023	73.3	58.482	64.1	32.232	88.6	2:11.737	10	42.269	66.5	1:01.727	62.9	31.216	92.4	2:15.212

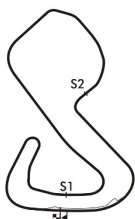
63 Laine Martin (D2)								Lotus 20							
lap	Sect-1	Speed	Sect-2	Speed	Sect-3	Speed	Laptime Pit	lap	Sect-1	Speed	Sect-2	Speed	Sect-3	Speed	Laptime Pit
1		84.0	48.015	77.7	25.399	116.3	1:55.266	7	34.490	88.4	48.449	79.2	25.444	117.3	1:48.383
2	33.446	93.9	47.657	77.8	25.470	117.3	1:46.573	8	34.039	92.6	48.038	78.3	25.769	117.7	1:47.846
3	33.813	92.4	47.352	79.8	25.465	117.3	1:46.630	9	33.933	93.0	49.519	78.7	26.806	115.5	1:50.258
4	33.713	92.2	47.707	77.9	25.479	117.3	1:46.899	10	34.282	88.9	48.360	75.6	25.861	116.7	1:48.503
5	33.659	90.0	47.987	77.0	25.821	118.7	1:47.467	11	34.528	85.2	48.649	80.0	25.785	116.7	1:48.962
6	33.982	86.3	48.089	75.6	25.597	117.5	1:47.668	12	34.779	92.4	47.991	81.4	25.835	116.1	1:48.605

66 Cameron Jackson (E1)								Brabham BT2							
lap	Sect-1	Speed	Sect-2	Speed	Sect-3	Speed	Laptime Pit	lap	Sect-1	Speed	Sect-2	Speed	Sect-3	Speed	Laptime Pit
1		95.8	46.085	82.8	24.398	115.5	1:47.553	7	32.091	96.5	46.002	82.3	24.519	116.7	1:42.612
2	31.908	96.6	45.142	84.5	24.244	116.1	1:41.294	8	32.013	97.0	45.837	79.6	25.028	116.9	1:42.878
3	31.614	97.3	45.082	84.0	24.302	116.3	1:40.998	9	32.877	96.3	46.559	83.5	24.603	116.5	1:44.039
4	31.803	96.6	45.123	83.7	24.521	116.7	1:41.447	10	32.536	95.6	47.107	73.9	25.193	116.9	1:44.836
5	33.062	94.7	45.319	86.5	24.285	116.7	1:42.666	11	32.695	95.0	46.528	84.5	25.074	116.5	1:44.297
6	31.933	97.4	45.571	84.2	25.050	116.9	1:42.554	12	32.689	95.8	46.328	81.3	25.108	116.1	1:44.125

67 Anthony Binnington (E1)								Cooper T67							
lap	Sect-1	Speed	Sect-2	Speed	Sect-3	Speed	Laptime Pit	lap	Sect-1	Speed	Sect-2	Speed	Sect-3	Speed	Laptime Pit
1		85.0	50.606	73.5	26.343	112.4	1:58.984	7	35.668	90.7	50.122	73.8	26.692	110.7	1:52.482
2	34.680	87.4	48.914	71.4	26.131	112.4	1:49.725	8	34.321	90.7	49.992	69.3	26.602	112.6	1:50.915
3	34.384	92.5	53.424	72.7	26.264	113.0	1:54.072	9	35.057	89.8	50.614	73.0	26.471	112.6	1:52.142
4	34.412	88.4	50.189	71.2	26.552	111.5	1:51.153	10	34.626	91.4	50.558	74.4	26.854	112.0	1:52.038
5	35.077	88.9	49.817	73.6	26.437	112.2	1:51.331	11	35.225	87.2	50.576	73.8	26.775	112.6	1:52.576
6	34.978	89.1	49.932	71.0	26.361	112.6	1:51.271	12	35.333	88.6	50.109	69.2	26.354	112.6	1:51.796

71 James Hicks (D2)								Caravelle Mk3							
lap	Sect-1	Speed	Sect-2	Speed	Sect-3	Speed	Laptime Pit	lap	Sect-1	Speed	Sect-2	Speed	Sect-3	Speed	Laptime Pit
1							1:57.710	7							1:48.478
2							1:49.728	8							1:48.754
3							1:49.610	9							1:49.092
4							1:48.619	10							1:49.197
5							1:47.910	11							1:51.580
6							1:49.527	12							1:50.345

72 Tom De Gres (E2)								Cooper T59							
lap	Sect-1	Speed	Sect-2	Speed	Sect-3	Speed	Laptime Pit	lap	Sect-1	Speed	Sect-2	Speed	Sect-3	Speed	Laptime Pit
1		84.2	53.414	71.0	28.708	91.5	2:10.533	7	35.295	88.5	50.950	66.8	27.605	109.7	1:53.850
2	37.296	79.0	53.050	70.5	27.743	106.2	1:58.089	8	35.470	86.8	51.808	74.0	27.752	103.6	1:55.030
3	36.051	85.7	52.266	72.5	27.471	107.0	1:55.788	9	59.343	62.5	52.305	71.6	27.271	107.4	2:18.919
4	36.200	84.1	51.932	65.0	27.359	106.9	1:55.491	10	1:04.309	74.5	54.331	69.8	28.122	105.0	2:26.762
5	36.470	87.3	51.267	64.1	26.841	108.6	1:54.578	11	37.308	81.7	53.037	71.1	27.675	101.1	1:58.020
6	36.597	84.8	51.867	71.5	27.122	108.6	1:55.586	12							



**Session Start: 14:07:06 - Finish: 14:27:43**  
**Weather/Track Conditions: Bright / Dry**  
**Circuit: Brands Hatch Grand Prix Circuit**  
**Track Length: 3.916 Km - 2.4330 miles**

# Legends of Brands Hatch Superprix - 1 - 2 Jul 2017

## HSCC/FJHRA Silverline Historic Formula Junior

### Race 2 - Sector Analysis

74 Iain Rowley (E1)								Lola Mk5							
Lap	Sect-1	Speed	Sect-2	Speed	Sect-3	Speed	Laptime Pit	Lap	Sect-1	Speed	Sect-2	Speed	Sect-3	Speed	Laptime Pit
1		90.0	47.923	72.8	25.920	111.8	1:54.693	7	34.005	90.7	48.235	79.6	26.062	111.7	1:48.302
2	33.377	91.2	47.623	74.1	25.840	111.5	1:46.840	8	34.077	88.1	48.231	76.8	26.126	113.5	1:48.434
3	33.431	91.1	47.394	76.7	25.717	111.8	1:46.542	9	33.886	92.4	49.615	74.5	26.614	112.0	1:50.115
4	33.539	91.1	47.651	75.7	25.929	111.7	1:47.119	10	34.170	90.5	48.218	75.2	26.246	112.2	1:48.634
5	33.555	91.1	47.858	77.1	26.183	111.8	1:47.596	11	34.639	89.2	48.155	78.1	26.350	113.2	1:49.144
6	33.799	90.4	47.963	75.3	26.124	111.3	1:47.886	12	34.197	90.6	48.216	78.3	26.153	110.9	1:48.566

78 Benn Tilley (E1)								Lotus 22							
Lap	Sect-1	Speed	Sect-2	Speed	Sect-3	Speed	Laptime Pit	Lap	Sect-1	Speed	Sect-2	Speed	Sect-3	Speed	Laptime Pit
1		95.4	45.902	82.6	25.318	117.7	1:50.825	7	33.278	94.2	47.125	80.3	24.527	116.3	1:44.930
2	31.967	93.9	45.440	80.6	24.345	116.7	1:41.752	8	32.424	93.1	46.368	82.1	26.482	116.1	1:45.274
3	32.000	88.2	45.808	85.6	24.444	116.5	1:42.252	9	32.850	88.0	46.751	78.3	25.068	112.4	1:44.669
4	32.050	95.9	45.731	80.7	24.508	117.1	1:42.289	10	33.362	91.5	46.731	79.2	25.000	116.5	1:45.093
5	32.504	92.2	46.416	78.6	24.396	116.5	1:43.316	11	32.936	93.5	46.788	77.9	25.062	115.7	1:44.786
6	32.170	95.0	46.619	82.0	24.499	116.5	1:43.288	12	32.873	93.8	46.372	80.8	24.857	113.0	1:44.102

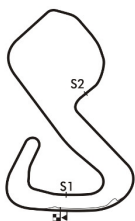
79 Michael Hibberd (E1)								Lotus 22							
Lap	Sect-1	Speed	Sect-2	Speed	Sect-3	Speed	Laptime Pit	Lap	Sect-1	Speed	Sect-2	Speed	Sect-3	Speed	Laptime Pit
1		95.8	46.490	78.2	25.040	118.1	1:50.445	7	33.026	96.1	46.762	83.8	24.734	117.9	1:44.522
2	32.857	94.3	46.079	79.0	24.464	119.2	1:43.400	8	32.961	95.5	46.363	82.7	24.872	118.3	1:44.196
3	32.754	92.5	46.012	81.5	24.400	118.5	1:43.166	9	33.180	95.2	46.784	80.5	25.126	117.7	1:45.090
4	32.760	96.5	46.341	76.2	24.987	118.1	1:44.088	10	33.303	94.2	48.377	77.6	25.373	117.7	1:47.053
5	33.526	93.6	47.024	83.0	24.749	117.7	1:45.299	11	33.460	93.4	47.373	81.7	25.286	117.7	1:46.119
6	32.650	95.1	46.267	74.2	25.315	117.1	1:44.232	12	34.456	94.3	46.872	80.2	25.247	118.5	1:46.575

85 John Chisholm (D2)								Gemini Mk3A							
Lap	Sect-1	Speed	Sect-2	Speed	Sect-3	Speed	Laptime Pit	Lap	Sect-1	Speed	Sect-2	Speed	Sect-3	Speed	Laptime Pit
1		86.0	49.047	80.7	25.551	112.4	1:57.197	6	34.491	83.9	48.775	81.6	25.295	112.8	1:48.561
2	34.354	86.0	48.627	82.1	25.442	112.8	1:48.423	7	34.045	91.6	47.649	83.4	25.489	113.2	1:47.183
3	33.980	91.2	47.315	84.6	25.477	113.2	1:46.772	8	34.216	87.3	48.210	85.4	25.517	115.1	1:47.943
4	33.344	90.7	47.466	84.3	25.578	113.2	1:46.388	9	33.957	88.1	48.410	77.8	26.071	114.7	1:48.438
5	33.615	90.7	47.748	81.7	25.385	113.5	1:46.748	10	34.475	89.1	48.128	74.0	25.692	114.9	1:48.295

97 Hans Ciers (D2)								Lotus 20							
Lap	Sect-1	Speed	Sect-2	Speed	Sect-3	Speed	Laptime Pit	Lap	Sect-1	Speed	Sect-2	Speed	Sect-3	Speed	Laptime Pit
1		69.1	1:00.836	62.6	31.398	90.0	2:27.057	6	38.651	76.8	59.041	57.1	30.677	96.3	2:08.369
2	40.613	68.0	58.849	61.2	30.483	92.0	2:09.945	7	38.380	77.6	57.744	59.5	30.674	97.3	2:06.798
3	40.018	72.5	59.263	63.3	30.699	92.6	2:09.980	8	38.955	73.0	57.479	66.1	29.357	96.5	2:05.791
4	40.247	72.7	59.635	62.1	30.476	94.0	2:10.358	9	38.829	73.5	58.610	67.9	29.188	96.3	2:06.627
5	39.876	63.3	58.050	67.2	29.789	97.0	2:07.715	10	39.998	73.4	56.069	66.1	29.296	98.1	2:05.363

99 Mark Shaw (H)								Brabham BT6							
Lap	Sect-1	Speed	Sect-2	Speed	Sect-3	Speed	Laptime Pit	Lap	Sect-1	Speed	Sect-2	Speed	Sect-3	Speed	Laptime Pit
1		93.1	46.678	73.9	24.949	117.1	1:51.716	7	32.949	92.2	47.117	76.5	25.352	115.1	1:45.418
2	32.490	91.7	46.026	76.9	24.479	117.7	1:42.995	8	32.996	93.8	46.384	77.8	24.590	117.9	1:43.970
3	32.249	92.7	46.125	75.6	24.640	118.3	1:43.014	9	32.687	94.6	47.116	73.5	24.717	118.7	1:44.520
4	32.424	92.4	46.442	74.6	24.834	119.4	1:43.700	10	33.100	92.7	49.301	81.0	25.064	117.1	1:47.465
5	32.640	93.5	48.361	78.4	24.498	118.1	1:45.499	11	33.284	93.1	46.929	77.1	25.052	118.7	1:45.265
6	32.727	92.5	46.634	77.4	24.804	117.9	1:44.165	12	33.549	93.5	46.967	75.2	25.553	115.5	1:46.069

134 Nick Finburgh (C2)								Envoy Proto 1							
Lap	Sect-1	Speed	Sect-2	Speed	Sect-3	Speed	Laptime Pit	Lap	Sect-1	Speed	Sect-2	Speed	Sect-3	Speed	Laptime Pit
1		88.0	50.217	78.7	26.690	110.0	2:00.469	7	35.621	88.9	50.030	72.0	27.391	109.3	1:53.042
2	35.283	87.3	49.823	81.2	26.546	107.7	1:51.652	8	34.655	87.8	50.137	72.3	27.049	108.8	1:51.841
3	35.321	86.3	49.418	74.0	26.789	110.6	1:51.528	9	35.432	87.8	51.038	78.6	26.669	110.0	1:53.139
4	34.877	89.7	50.192	77.6	26.328	110.6	1:51.397	10	35.370	88.0	50.033	77.7	26.671	108.9	1:52.074
5	34.780	87.8	49.310	73.4	26.716	110.7	1:50.806	11	35.535	86.3	50.288	76.8	27.672	107.0	1:53.495
6	35.365	88.6	49.422	72.1	26.802	110.9	1:51.589	12							



**Session Start: 14:07:06 - Finish: 14:27:43**  
**Weather/Track Conditions: Bright / Dry**  
**Circuit: Brands Hatch Grand Prix Circuit**  
**Track Length: 3.916 Km - 2.4330 miles**

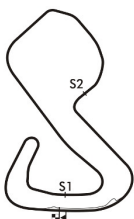


# Legends of Brands Hatch Superprix - 1 - 2 Jul 2017

## HSCC/FJHRA Silverline Historic Formula Junior

### Race 2 - Sector Analysis

316 Alvin Davies (C1)								Cooper T18							
Lap	Sect-1	Speed	Sect-2	Speed	Sect-3	Speed	Laptime Pit	Lap	Sect-1	Speed	Sect-2	Speed	Sect-3	Speed	Laptime Pit
1		63.8	1:07.194	57.3	35.818	71.8	2:39.103	5	50.377	47.8	1:23.161	49.0	39.216	62.1	2:52.754
2	44.398	60.4	1:12.317	53.4	37.190	68.2	2:33.905	6	48.777	48.3	1:20.229	48.8	43.180	54.9	2:52.186
3	44.695	56.0	1:14.615	51.6	39.855	59.4	2:39.165	7	51.446	46.8	1:25.340	47.9	43.023	54.0	2:59.809
4	51.002	48.4	1:21.057	50.1	41.702	56.5	2:53.761	8	52.224	41.9	1:22.955	48.6	43.057	54.9	2:58.236

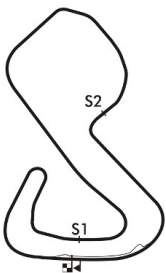


# Legends of Brands Hatch Superprix - 1 - 2 Jul 2017

## HSCC/FJHRA Silverline Historic Formula Junior

### Race 2 - Best Sector Times

	SECTOR 1			SECTOR 2			SECTOR 3			IDEAL / BEST LAP COMPARISON					
	NO	TIME	LAP	NO	TIME	LAP	NO	TIME	LAP	NO	NAME	BEST	IN	IDEAL	DIFF
1	66	31.614	3	66	45.082	3	66	24.244	2	66	Cameron Jackson	1:40.998	3	1:40.940	+0.058
2	78	31.967	2	78	45.440	2	78	24.345	2	78	Benn Tilley	1:41.752	2	1:41.752	+0.000
3	99	32.249	3	79	46.012	3	79	24.400	3	99	Mark Shaw	1:42.995	2	1:42.754	+0.241
4	79	32.650	6	99	46.026	2	99	24.479	2	79	Michael Hibberd	1:43.166	3	1:43.062	+0.104
5	85	33.344	4	85	47.315	3	85	25.295	6	85	John Chisholm	1:46.388	4	1:45.954	+0.434
6	74	33.377	2	63	47.352	3	63	25.399	1	74	Iain Rowley	1:46.542	3	1:46.488	+0.054
7	63	33.446	2	74	47.394	3	74	25.717	3	63	Laine Martin	1:46.573	2	1:46.197	+0.376
8	59	34.090	6	59	48.301	3	59	25.884	2	71	James Hicks	1:47.910	5		+
9	43	34.267	4	43	48.763	2	67	26.131	2	59	Robin Longdon	1:49.026	3	1:48.275	+0.751
10	67	34.321	8	67	48.914	2	134	26.328	4	67	Anthony Binnington	1:49.725	2	1:49.366	+0.359
11	134	34.655	8	134	49.310	5	43	26.405	2	43	Ian Simmonds	1:49.925	2	1:49.435	+0.490
12	3	34.835	2	37	49.887	1	37	26.514	1	134	Nick Finburgh	1:50.806	5	1:50.293	+0.513
13	31	34.988	7	3	50.202	5	31	26.682	10	3	Justin Fleming	1:51.989	2	1:51.786	+0.203
14	34	35.051	2	34	50.647	2	3	26.749	5	34	James Owen	1:52.520	2	1:52.520	+0.000
15	72	35.295	7	72	50.950	7	34	26.822	2	31	John Lord	1:53.424	10	1:52.895	+0.529
16	37	35.629	2	46	51.094	4	72	26.841	5	72	Tom De Gres	1:53.850	7	1:53.086	+0.764
17	46	36.089	4	31	51.225	10	38	27.092	2	46	Chris Alford	1:54.574	4	1:54.574	+0.000
18	38	36.265	2	38	51.730	4	46	27.391	4	38	Gil Duffy	1:55.456	2	1:55.087	+0.369
19	39	36.663	7	39	51.901	7	39	27.852	5	39	Simon Durling	1:56.724	7	1:56.416	+0.308
20	48	36.844	3	48	52.891	5	48	27.968	7	48	Simon Hewes	1:58.546	5	1:57.703	+0.843
21	52	36.905	3	52	53.345	4	52	28.074	7	52	Kim Shearn	1:58.552	4	1:58.324	+0.228
22	22	37.252	3	22	53.972	2	30	28.283	8	22	Robin Lackford	2:00.109	2	1:59.896	+0.213
23	30	37.282	9	30	54.299	8	22	28.672	2	30	Roger Skipp	2:00.456	8	1:59.864	+0.592
24	97	38.380	7	97	56.069	10	97	29.188	9	37	Andrew Taylor	2:00.729	1	1:52.030	+8.699
25	26	38.566	7	26	56.946	9	26	29.953	9	97	Hans Ciers	2:05.363	10	2:03.637	+1.726
26	47	40.290	3	60	58.437	3	47	30.349	7	26	Roger Dexter	2:05.751	9	2:05.465	+0.286
27	60	40.477	7	47	58.653	3	60	30.630	8	47	Richard Utley	2:09.750	3	2:09.292	+0.458
28	33			316	1:07.194	1	316	35.818	1	60	Nick Daunt	2:10.225	7	2:09.544	+0.681
29	316	43.814	1	33			33			316	Alvin Davies	2:33.905	2	2:26.826	+7.079
30	71			71			71			33	Stuart Tizzard				+



**Session Start: 14:07:06 - Finish: 14:27:43**  
**Weather/Track Conditions: Bright / Dry**  
**Circuit: Brands Hatch Grand Prix Circuit**  
**Track Length: 3.916 Km - 2.4330 miles**

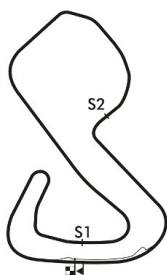


# Legends of Brands Hatch Superprix - 1 - 2 Jul 2017

## HSCC/FJHRA Silverline Historic Formula Junior

### Race 2 - Best Sector Speeds

	NO	SECTOR 1	MPH	NO	SECTOR 2	MPH	NO	SECTOR 3	MPH
1	66	Cameron Jackson	97.4	66	Cameron Jackson	86.5	99	Mark Shaw	119.4
2	79	Michael Hibberd	96.5	78	Benn Tilley	85.6	79	Michael Hibberd	119.2
3	78	Benn Tilley	95.9	85	John Chisholm	85.4	63	Laine Martin	118.7
4	99	Mark Shaw	94.6	79	Michael Hibberd	83.8	78	Benn Tilley	117.7
5	63	Laine Martin	93.9	63	Laine Martin	81.4	66	Cameron Jackson	116.9
6	67	Anthony Binnington	92.5	134	Nick Finburgh	81.2	59	Robin Longdon	115.3
7	74	Iain Rowley	92.4	99	Mark Shaw	81.0	85	John Chisholm	115.1
8	85	John Chisholm	91.6	74	Iain Rowley	79.6	74	Iain Rowley	113.5
9	43	Ian Simmonds	91.4	38	Gil Duffy	78.3	67	Anthony Binnington	113.0
10	59	Robin Longdon	90.7	43	Ian Simmonds	78.0	43	Ian Simmonds	111.7
11	134	Nick Finburgh	89.7	3	Justin Fleming	77.9	134	Nick Finburgh	110.9
12	3	Justin Fleming	88.6	59	Robin Longdon	77.1	72	Tom De Gres	109.7
13	72	Tom De Gres	88.5	31	John Lord	75.5	3	Justin Fleming	109.3
14	38	Gil Duffy	85.4	34	James Owen	74.7	31	John Lord	109.3
15	46	Chris Alford	85.4	67	Anthony Binnington	74.4	38	Gil Duffy	108.9
16	39	Simon Durling	85.3	72	Tom De Gres	74.0	37	Andrew Taylor	106.9
17	31	John Lord	85.1	37	Andrew Taylor	73.8	46	Chris Alford	106.7
18	34	James Owen	85.1	46	Chris Alford	73.8	39	Simon Durling	106.5
19	37	Andrew Taylor	82.8	30	Roger Skipp	72.6	34	James Owen	105.4
20	52	Kim Shearn	82.3	48	Simon Hewes	70.5	48	Simon Hewes	103.9
21	33	Stuart Tizzard	82.1	52	Kim Shearn	69.8	30	Roger Skipp	102.8
22	30	Roger Skipp	82.0	22	Robin Lackford	69.2	52	Kim Shearn	102.8
23	48	Simon Hewes	80.2	39	Simon Durling	68.8	22	Robin Lackford	99.9
24	22	Robin Lackford	79.1	97	Hans Ciers	67.9	47	Richard Utley	98.7
25	97	Hans Ciers	77.6	60	Nick Daunt	66.0	97	Hans Ciers	98.1
26	60	Nick Daunt	76.4	26	Roger Dexter	65.7	26	Roger Dexter	96.9
27	26	Roger Dexter	75.5	47	Richard Utley	64.6	60	Nick Daunt	93.4
28	47	Richard Utley	72.6	316	Alvin Davies	57.3	316	Alvin Davies	71.8
29	316	Alvin Davies	63.8	33	Stuart Tizzard	0.0	33	Stuart Tizzard	58.2
30	71	James Hicks	0.0	71	James Hicks	0.0	71	James Hicks	0.0



**Session Start: 14:07:06 - Finish: 14:27:43**  
**Weather/Track Conditions: Bright / Dry**  
**Circuit: Brands Hatch Grand Prix Circuit**  
**Track Length: 3.916 Km - 2.4330 miles**

# Legends of Brands Hatch Superprix - 1 - 2 Jul 2017

## HSCC/FJHRA Silverline Historic Formula Junior

### Race 2 - Lap Chart

Lap 1			Lap 2			Lap 3			Lap 4			Lap 5			Lap 6		
NO	Behind	Laptime	NO	Behind	Laptime	NO	Behind	Laptime	NO	Behind	Laptime	NO	Behind	Laptime	NO	Behind	Laptime
66		1:47.553	66		1:41.294	66		1:40.998	66		1:41.447	66		1:42.666	66		1:42.554
79	2.892	1:50.445	78	3.730	1:41.752	316	1 LAP	2:33.905	60	1 LAP	2:12.049	78	6.476	1:43.316	78	7.210	1:43.288
78	3.272	1:50.825	79	4.998	1:43.400	78	4.984	1:42.252	78	5.826	1:42.289	79	12.440	1:45.299	79	14.118	1:44.232
99	4.163	1:51.716	99	5.864	1:42.995	79	7.166	1:43.166	79	9.807	1:44.088	99	12.966	1:45.499	99	14.577	1:44.165
74	7.140	1:54.693	74	12.686	1:46.840	99	7.880	1:43.014	99	10.133	1:43.700	26	1 LAP	2:09.238	30	1 LAP	2:03.237
63	7.713	1:55.266	63	12.992	1:46.573	74	18.230	1:46.542	74	23.902	1:47.119	97	1 LAP	2:10.358	316	2 LAPS	2:53.761
85	9.644	1:57.197	85	16.773	1:48.423	63	18.624	1:46.630	63	24.076	1:46.899	47	1 LAP	2:10.853	63	33.991	1:47.668
71	10.157	1:57.710	71	18.591	1:49.728	85	22.547	1:46.772	85	27.488	1:46.388	74	28.832	1:47.596	74	34.164	1:47.886
67	11.431	1:58.984	67	19.862	1:49.725	71	27.203	1:49.610	71	34.375	1:48.619	63	28.877	1:47.467	85	37.577	1:48.561
43	12.086	1:59.639	43	20.717	1:49.925	43	30.411	1:50.692	43	39.599	1:50.635	60	1 LAP	2:12.044	26	1 LAP	2:07.921
134	12.916	2:00.469	134	23.274	1:51.652	59	31.466	1:49.026	59	39.713	1:49.694	85	31.570	1:46.748	71	46.592	1:49.527
37	13.176	2:00.729	59	23.438	1:49.714	67	32.936	1:54.072	67	42.642	1:51.153	71	39.619	1:47.910	97	1 LAP	2:07.715
59	15.018	2:02.571	3	26.859	1:51.989	134	33.804	1:51.528	134	43.754	1:51.397	59	46.378	1:49.331	59	54.188	1:50.364
3	16.164	2:03.717	46	31.134	1:55.290	3	38.123	1:52.262	3	50.177	1:53.501	43	48.007	1:51.074	47	1 LAP	2:13.427
46	17.138	2:04.691	38	31.490	1:55.456	38	46.050	1:55.558	46	59.198	1:54.574	67	51.307	1:51.331	43	57.789	1:52.336
38	17.328	2:04.881	34	32.412	1:52.520	46	46.071	1:55.935	38	1:00.445	1:55.842	134	51.894	1:50.806	60	1 LAP	2:11.737
34	21.186	2:08.739	31	39.071	1:56.697	34	46.413	1:54.999	316	1 LAP	2:39.165	3	59.936	1:52.425	67	1:00.024	1:51.271
52	22.611	2:10.164	72	39.775	1:58.089	72	54.565	1:55.788	34	1:00.951	1:55.985	46	1:12.674	1:56.142	134	1:00.929	1:51.589
72	22.980	2:10.533	52	42.258	2:00.941	31	54.954	1:56.881	72	1:08.609	1:55.491	34	1:15.387	1:57.102	3	1:11.269	1:53.887
31	23.668	2:11.221	22	42.895	2:00.109	52	1:00.005	1:58.745	31	1:09.028	1:55.521	72	1:20.521	1:54.578	46	1:26.840	1:56.720
22	24.080	2:11.633	39	47.351	1:58.698	39	1:06.363	2:00.010	52	1:17.110	1:58.552	31	1:21.569	1:55.207	34	1:27.337	1:54.504
30	29.455	2:17.008	48	49.284	2:00.092	48	1:07.711	1:59.425	39	1:23.793	1:58.877	38	1:32.501	2:14.722	31	1:32.968	1:53.953
39	29.947	2:17.500	30	53.419	2:05.258	30	1:17.356	2:04.935	48	1:24.948	1:58.684	52	1:34.531	2:00.087	72	1:33.553	1:55.586
48	30.486	2:18.039	26	1:07.094	2:11.475	26	1:36.003	2:09.907	30	1:38.902	2:02.993	39	1:40.054	1:58.927			
26	36.913	2:24.466	97	1:08.155	2:09.945	97	1:37.137	2:09.980				48	1:40.828	1:58.546			
60	37.915	2:25.468	47	1:10.315	2:11.545	47	1:39.067	2:09.750									
97	39.504	2:27.057	60	1:10.532	2:13.911												
47	40.064	2:27.617															
316	51.550	2:39.103															

**Session Start: 14:07:06 - Finish: 14:27:43**  
**Weather/Track Conditions Bright / Dry**  
**Circuit: Brands Hatch Grand Prix Circuit**  
**Track Length: 3.916 Km - 2.4330 miles**

# Legends of Brands Hatch Superprix - 1 - 2 Jul 2017

## HSCC/FJHRA Silverline Historic Formula Junior

### Race 2 - Lap Chart

Lap 7			Lap 8			Lap 9			Lap 10			Lap 11			Lap 12		
NO	Behind	Laptime	NO	Behind	Laptime	NO	Behind	Laptime	NO	Behind	Laptime	NO	Behind	Laptime	NO	Behind	Laptime
66		1:42.612	66		1:42.878	66		1:44.039	66		1:44.836	66		1:44.297	66		1:44.125
78	9.528	1:44.930	31	1 LAP	1:53.602	47	2 LAPS	2:09.961	3	1 LAP	1:56.849	43	1 LAP	1:53.647	134	1 LAP	1:53.495
48	1 LAP	1:59.716	72	1 LAP	1:53.850	34	1 LAP	1:54.235	78	12.811	1:45.093	78	13.300	1:44.786	30	2 LAPS	2:02.686
79	16.028	1:44.522	78	11.924	1:45.274	60	2 LAPS	2:10.225	26	2 LAPS	2:06.110	3	1 LAP	1:55.768	43	1 LAP	1:53.792
99	17.383	1:45.418	79	17.346	1:44.196	31	1 LAP	1:55.397	97	2 LAPS	2:05.791	79	22.436	1:46.119	78	13.277	1:44.102
38	1 LAP	2:14.367	99	18.475	1:43.970	46	1 LAP	1:57.890	34	1 LAP	1:53.727	99	22.553	1:45.265	99	24.497	1:46.069
52	1 LAP	2:12.396	48	1 LAP	2:00.569	78	12.554	1:44.669	79	20.614	1:47.053	34	1 LAP	1:55.490	79	24.886	1:46.575
39	1 LAP	2:08.701	38	1 LAP	1:58.129	72	1 LAP	1:55.030	99	21.585	1:47.465	31	1 LAP	1:53.424	3	1 LAP	1:55.876
30	1 LAP	2:00.971	39	1 LAP	1:56.724	79	18.397	1:45.090	31	1 LAP	1:54.325	26	2 LAPS	2:05.751	31	1 LAP	1:53.871
63	39.762	1:48.383	52	1 LAP	1:59.928	99	18.956	1:44.520	46	1 LAP	1:57.299	316	4 LAPS	2:59.809	34	1 LAP	1:56.424
74	39.854	1:48.302	63	44.730	1:47.846	63	50.949	1:50.258	47	2 LAPS	2:11.368	97	2 LAPS	2:06.627	46	1 LAP	1:59.048
85	42.148	1:47.183	74	45.410	1:48.434	74	51.486	1:50.115	60	2 LAPS	2:11.748	46	1 LAP	1:57.421	26	2 LAPS	2:07.018
71	52.458	1:48.478	85	47.213	1:47.943	85	51.612	1:48.438	72	1 LAP	2:18.919	63	59.281	1:48.962	97	2 LAPS	2:05.363
59	1:02.846	1:51.270	30	1 LAP	2:01.122	39	1 LAP	1:58.303	63	54.616	1:48.503	74	1:00.131	1:49.144	63	1:03.761	1:48.605
43	1:09.202	1:54.025	71	58.334	1:48.754	38	1 LAP	1:59.643	85	55.071	1:48.295	71	1:15.031	1:51.580	74	1:04.572	1:48.566
67	1:09.894	1:52.482	59	1:10.721	1:50.753	52	1 LAP	2:01.169	74	55.284	1:48.634	60	2 LAPS	2:22.637	71	1:21.251	1:50.345
134	1:11.359	1:53.042	67	1:17.931	1:50.915	71	1:03.387	1:49.092	39	1 LAP	1:57.300	39	1 LAP	2:00.204	38	1 LAP	1:58.942
26	1 LAP	2:07.846	134	1:20.322	1:51.841	316	3 LAPS	2:52.186	38	1 LAP	1:56.814	38	1 LAP	1:59.894	39	1 LAP	2:01.091
97	1 LAP	2:08.369	43	1:26.685	2:00.361	30	1 LAP	2:00.456	71	1:07.748	1:49.197	72	1 LAP	2:26.762	59	1:42.222	1:53.923
3	1:23.730	1:55.073	3	1:35.747	1:54.895	59	1:18.008	1:51.326	52	1 LAP	2:01.743	52	1 LAP	2:01.928	72	1 LAP	1:58.020
47	1 LAP	2:11.831	26	1 LAP	2:07.898	67	1:26.034	1:52.142	59	1:24.948	1:51.776	59	1:32.424	1:51.773	60	2 LAPS	2:15.212
60	1 LAP	2:11.473	97	1 LAP	2:06.798	134	1:29.422	1:53.139	30	1 LAP	2:02.926	67	1:41.515	1:52.576	52	1 LAP	2:01.090
316	2 LAPS	2:52.754				43	1:35.583	1:52.937	67	1:33.236	1:52.038				67	1:49.186	1:51.796
46	1:41.567	1:57.339							134	1:36.660	1:52.074				316	4 LAPS	2:58.236
34	1:41.764	1:57.039															

**Session Start: 14:07:06 - Finish: 14:27:43**  
**Weather/Track Conditions Bright / Dry**  
**Circuit: Brands Hatch Grand Prix Circuit**  
**Track Length: 3.916 Km - 2.4330 miles**

## Legends of Brands Hatch Superprix - 1 - 2 Jul 2017

**HSCC Historic Formula Ford with Avon Tyres, Radio Caroline & Titan Historic Racing**

**Race 3 - Classification**

**Sheet No:**

POS	NO	DRIVER/S	CLASS	CLASS POS	CAR MAKE / MODEL	TIME	LAPS	GAP	DIFF	MPH	BEST	ON
1	40	Sam Mitchell		1	Merlyn Mk20	20:05.416	12	-- 12 laps		87.19	1:38.637	7
2	94	Michael O'Brien		2	Merlyn Mk20	20:06.626	12	1.210	1.210	87.10	1:39.321	6
3	24	Ben Mitchell		3	Merlyn Mk20	20:06.692	12	1.276	0.066	87.10	1:39.248	3
4	1	Callum Grant		4	Merlyn Mk20A	20:08.182	12	2.766	1.490	86.99	1:39.281	3
5	48	Benn Tilley		5	Merlyn Mk20	20:08.464	12	3.048	0.282	86.97	1:38.678	7
6	53	Richard Tarling		6	Macon MR8	20:10.062	12	4.646	1.598	86.86	1:39.539	8
7	3	Benn Simms		7	Jom o JMR 7	20:10.132	12	4.716	0.070	86.85	1:39.414	9
8	4	Maxim Bartell		8	Merlyn Mk20A	20:10.269	12	4.853	0.137	86.84	1:39.275	10
9	60	James Buckton		9	Crossle 16F	20:18.907	12	13.491	8.638	86.23	1:40.284	6
10	15	Matthew Wrigley		10	Merlyn Mk11A/20	20:26.144	12	20.728	7.237	85.72	1:40.573	4
11	13	Stuart Kestenbaum	OF	1	Crossle 16F	20:32.122	12	26.706	5.978	85.30	1:40.726	3
12	21	Ross Drybrough		11	Merlyn Mk20AS	20:33.814	12	28.398	1.692	85.18	1:41.528	4
13	17	Brian Morris	OF	2	Lola T202	20:37.868	12	32.452	4.054	84.90	1:41.869	11
14	29	Westie Mitchell	OF	3	Lotus 59	20:50.633	12	45.217	12.765	84.04	1:40.669	3
15	22	Tim Brise	OF	4	Merlyn Mk20	20:53.150	12	47.734	2.517	83.87	1:41.440	5
16	56	Roland Svensson	OF	5	Merlyn Mk17	20:53.452	12	48.036	0.302	83.85	1:42.954	10
17	36	Rob Smith	OF	6	Merlyn Mk20	21:00.251	12	54.835	6.799	83.39	1:41.006	6
18	20	Kevin Stanzl	OF	7	Crossle 20F	21:00.790	12	55.374	0.539	83.36	1:43.616	2
19	75	Daniel Pickett		12	Merlyn Mk20	21:03.537	12	58.121	2.747	83.18	1:43.794	3
20	77	Chris Sharples	OF	8	Palliser WDF1	21:04.086	12	58.670	0.549	83.15	1:43.458	4
21	66	Andrew Wiggins	OF	9	Titan Mk6	21:13.832	12	1:08.416	9.746	82.51	1:44.209	7
22	87	Ian Jeary		13	Elden Mk8	21:15.381	12	1:09.965	1.549	82.41	1:44.178	10
23	46	Stuart Dix	OF	10	Cooper Chinook	21:15.522	12	1:10.106	0.141	82.40	1:43.625	11
24	35	Michael Rasper		14	Merlyn Mk11A	21:15.677	12	1:10.261	0.155	82.39	1:43.692	10
25	27	Dick Dixon	OF	11	Lotus 61	21:15.720	12	1:10.304	0.043	82.39	1:43.742	9
26	47	Louis Hanjoul	OF	12	Elden Mk8/10	21:15.848	12	1:10.432	0.128	82.38	1:43.293	11
27	14	Neil Shinner	OF	13	Merlyn Mk20	21:19.190	12	1:13.774	3.342	82.16	1:42.125	5
28	49	Harvey Sykes		15	Crossle 20F	21:19.859	12	1:14.443	0.669	82.12	1:44.065	11
29	7	Robb Lamplough	OF	14	Winkelmann WDF2	21:21.717	12	1:16.301	1.858	82.00	1:44.834	12
30	122	Chris Williams		16	Caldwell D9	21:22.098	12	1:16.682	0.381	81.98	1:44.512	12
31	81	James Lovett		17	Lola T200	21:23.205	12	1:17.789	1.107	81.90	1:44.597	8
32	93	Rudolf Ernst	OF	15	Titan Mk6	21:23.826	12	1:18.410	0.621	81.87	1:44.720	11
33	19	Stephen King	OF	16	Macon MR8	21:24.548	12	1:19.132	0.722	81.82	1:44.862	12
34	177	Peter Hannam	OF	17	Nike Mk6	21:37.218	12	1:31.802	12.670	81.02	1:45.362	12
35	32	Nigel Adams	OF	18	Lotus 61	20:23.158	11	-- 11 laps	31.302	78.77	1:48.458	9

----- NOT CLASSIFIED -----

DNF 58	Michael Grant Peterkin	Brabham BT21	15:28.966	9	-- 9 laps --	84.85	1:40.957	5
DNF 64	Cameron Jackson	Lola T200	14:02.595	7	-- 7 laps --	2:02.318	72.76	1:39.102
DNF 72	Alistair Littlewood	Merlyn Mk20A						

----- FASTEST LAP SUMMARY -----

NO	DRIVER/S	CLASS	CAR MAKE / MODEL	FASTEST LAP	ON	MPH
40	Sam Mitchell		Merlyn Mk20	1:38.637	7	88.80
29	Westie Mitchell	OF	Lotus 59	1:40.669	3	87.01

*Session Start: 14:49:20 - Finish: 15:09:25*

*Weather/Track Conditions: Cloud / Dry*

*Circuit: Brands Hatch Grand Prix Circuit*

*Track Length: 3.916 Km - 2.4330 miles*

These results are provisional until the conclusion of any judicial and technical matters.

Clerk of the Course:

Julian Floyd

Timekeeper:

Nick Palmer

Issued at:

# Legends of Brands Hatch Superprix - 1 - 2 Jul 2017

## HSCC Historic Formula Ford with Avon Tyres, Radio Caroline & Titan Historic Racing

### Race 3 - Sector Analysis

1 Callum Grant ( )								Merlyn Mk20A							
Lap	Sect-1	Speed	Sect-2	Speed	Sect-3	Speed	Laptime Pit	Lap	Sect-1	Speed	Sect-2	Speed	Sect-3	Speed	Laptime Pit
1		94.8	44.798	88.8	24.390	114.3	1:46.780	7	31.241	95.9	44.280	86.7	23.974	115.3	1:39.495
2	31.562	95.1	44.982	87.8	24.758	114.3	1:41.302	8	31.771	91.0	44.643	85.7	24.316	112.8	1:40.730
3	31.350	95.6	44.049	89.1	23.882	114.9	1:39.281	9	31.562	94.8	44.170	87.2	24.285	111.5	1:40.017
4	32.283	94.2	44.180	87.6	23.724	117.1	1:40.187	10	32.082	93.0	44.623	86.6	24.059	117.9	1:40.764
5	31.639	96.3	44.033	85.5	23.884	116.3	1:39.556	11	31.835	93.5	44.088	85.5	23.890	115.5	1:39.813
6	31.218	96.1	44.284	87.6	23.847	117.5	1:39.349	12	31.824	91.9	44.884	92.2	24.200	112.4	1:40.908

3 Benn Simms ( )								Jomo JMR 7							
Lap	Sect-1	Speed	Sect-2	Speed	Sect-3	Speed	Laptime Pit	Lap	Sect-1	Speed	Sect-2	Speed	Sect-3	Speed	Laptime Pit
1		91.9	44.888	86.8	24.687	112.8	1:48.418	7	31.599	91.6	45.239	87.5	23.999	112.8	1:40.837
2	31.592	92.6	44.236	84.1	24.706	115.3	1:40.534	8	31.244	92.9	44.699	91.6	24.055	111.1	1:39.998
3	31.923	92.1	44.198	89.4	24.517	110.9	1:40.638	9	31.437	91.2	44.020	88.8	23.957	113.9	1:39.414
4	31.655	92.0	44.508	91.3	24.170	113.0	1:40.333	10	31.103	93.8	44.928	92.2	23.986	114.9	1:40.017
5	31.351	92.2	44.254	86.9	23.864	114.9	1:39.469	11	31.407	94.4	44.963	93.1	24.201	112.2	1:40.571
6	31.685	94.6	44.288	88.6	24.291	116.1	1:40.264	12	31.278	92.1	44.096	89.1	24.265	113.7	1:39.639

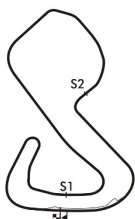
4 Maxim Bartell ( )								Merlyn Mk20A							
Lap	Sect-1	Speed	Sect-2	Speed	Sect-3	Speed	Laptime Pit	Lap	Sect-1	Speed	Sect-2	Speed	Sect-3	Speed	Laptime Pit
1		92.5	45.179	90.5	24.233	115.7	1:47.859	7	31.290	95.0	45.540	81.3	24.017	115.1	1:40.847
2	31.866	92.1	44.350	86.6	24.698	114.5	1:40.914	8	31.321	93.9	44.614	89.2	23.996	115.1	1:39.931
3	31.942	93.0	44.434	86.9	24.401	112.2	1:40.777	9	31.545	92.9	44.228	85.5	24.151	113.3	1:39.924
4	32.085	94.4	44.408	87.3	23.897	114.7	1:40.390	10	31.168	94.0	44.284	85.5	23.823	115.3	1:39.275
5	31.423	95.4	44.477	84.2	23.900	115.9	1:39.800	11	31.674	93.9	44.817	87.7	24.095	115.3	1:40.586
6	31.523	94.3	44.533	85.5	24.241	115.5	1:40.297	12	31.317	95.4	44.172	87.6	24.180	113.7	1:39.669

7 Robs Lamplough (OF)								Winkelmann WDF2							
Lap	Sect-1	Speed	Sect-2	Speed	Sect-3	Speed	Laptime Pit	Lap	Sect-1	Speed	Sect-2	Speed	Sect-3	Speed	Laptime Pit
1		91.7	47.242	84.3	25.399	110.2	1:57.697	7	34.726	89.7	47.147	82.0	25.483	110.7	1:47.356
2	33.031	90.5	47.185	81.8	25.603	109.5	1:45.819	8	32.766	91.9	46.740	82.8	25.343	110.2	1:44.849
3	32.798	90.5	46.535	80.0	25.743	109.5	1:45.076	9	32.848	91.6	46.425	77.4	25.607	110.4	1:44.880
4	33.441	89.8	47.473	82.9	25.677	108.9	1:46.591	10	32.641	91.4	46.952	83.1	25.635	114.3	1:45.228
5	33.634	89.5	48.146	80.5	25.300	110.4	1:47.080	11	33.909	91.4	46.226	82.9	25.609	109.1	1:45.744
6	32.926	91.6	47.210	76.0	26.427	110.6	1:46.563	12	33.385	91.4	45.875	79.5	25.574	108.1	1:44.834

13 Stuart Kestenbaum (OF)								Crossle 16F							
Lap	Sect-1	Speed	Sect-2	Speed	Sect-3	Speed	Laptime Pit	Lap	Sect-1	Speed	Sect-2	Speed	Sect-3	Speed	Laptime Pit
1		91.5	45.921	86.3	24.443	113.5	1:51.008	7	31.837	92.1	45.568	84.0	24.527	110.7	1:41.932
2	32.704	91.9	45.222	86.3	24.685	112.0	1:42.611	8	31.725	92.1	45.641	83.6	24.759	111.1	1:42.125
3	31.565	92.5	44.971	86.6	24.190	114.7	1:40.726	9	31.746	91.5	45.469	81.9	24.797	109.8	1:42.012
4	31.959	92.4	44.925	86.2	24.487	113.5	1:41.371	10	31.862	91.0	45.395	86.1	24.686	110.0	1:41.943
5	31.842	93.1	44.621	88.4	24.287	114.9	1:40.750	11	31.792	90.6	47.061	80.4	24.820	110.6	1:43.673
6	31.868	94.4	45.240	87.9	24.382	112.2	1:41.490	12	31.950	92.0	45.857	82.3	24.674	110.7	1:42.481

14 Neil Shinner (OF)								Merlyn Mk20							
Lap	Sect-1	Speed	Sect-2	Speed	Sect-3	Speed	Laptime Pit	Lap	Sect-1	Speed	Sect-2	Speed	Sect-3	Speed	Laptime Pit
1		92.2	46.103	83.4	24.904	114.7	1:54.091	7	31.944	92.9	45.347	83.3	25.177	112.8	1:42.468
2	32.210	93.8	45.893	83.7	24.534	115.7	1:42.637	8	32.319	87.6	46.916	83.4	24.716	112.4	1:43.951
3	32.386	92.4	45.747	84.8	24.636	112.2	1:42.769	9	32.586	89.8	47.564	80.4	25.123	111.5	1:45.273
4	32.240	92.9	45.836	85.8	24.554	113.0	1:42.630	10	32.667	90.9	47.208	81.8	25.221	110.4	1:45.096
5	32.054	91.7	45.366	84.8	24.705	111.8	1:42.125	11	32.511	91.4	46.360	85.9	24.867	111.1	1:43.738
6	32.277	93.5	45.555	83.7	24.528	112.2	1:42.360	12	1:00.825	90.9	46.250	82.1	24.977	111.5	2:12.052

15 Matthew Wrigley ( )								Merlyn Mk11A/20							
Lap	Sect-1	Speed	Sect-2	Speed	Sect-3	Speed	Laptime Pit	Lap	Sect-1	Speed	Sect-2	Speed	Sect-3	Speed	Laptime Pit
1		91.6	45.162	88.6	24.369	113.2	1:48.937	7	32.014	93.3	45.091	90.1	24.759	111.7	1:41.864
2	31.610	93.8	44.800	87.6	24.401	113.3	1:40.811	8	31.743	92.4	44.993	89.9	24.743	110.9	1:41.479
3	31.650	93.6	44.596	89.4	24.377	113.0	1:40.623	9	31.856	91.9	45.406	89.5	25.031	110.0	1:42.293
4	31.601	92.4	44.363	88.3	24.609	112.8	1:40.573	10	31.926	89.7	44.974	87.0	24.953	110.0	1:41.853
5	31.561	92.6	44.854	88.9	24.656	111.5	1:41.071	11	31.932	90.9	45.299	89.7	25.062	109.7	1:42.293
6	32.005	91.7	45.143	90.0	24.562	110.6	1:41.710	12	32.286	89.7	45.106	88.8	25.245	107.9	1:42.637



Session Start: 14:49:20 - Finish: 15:09:25

Weather/Track Conditions: Cloud / Dry

Circuit: Brands Hatch Grand Prix Circuit

Track Length: 3.916 Km - 2.4330 miles

# Legends of Brands Hatch Superprix - 1 - 2 Jul 2017

## HSCC Historic Formula Ford with Avon Tyres, Radio Caroline & Titan Historic Racing

### Race 3 - Sector Analysis

17 Brian Morris (OF)								Lola T202							
lap	Sect-1	Speed	Sect-2	Speed	Sect-3	Speed	Laptime Pit	lap	Sect-1	Speed	Sect-2	Speed	Sect-3	Speed	Laptime Pit
1		86.9	46.374	82.2	24.676	110.9	1:52.562	7	32.242	91.0	45.809	85.9	24.547	109.5	1:42.598
2	32.647	90.6	45.643	78.7	24.663	113.7	1:42.953	8	31.937	90.1	45.967	83.4	24.413	110.6	1:42.317
3	32.044	90.7	45.467	85.9	24.681	109.8	1:42.192	9	32.868	91.7	45.128	85.1	24.392	110.4	1:42.388
4	31.965	90.9	45.363	85.1	24.542	110.6	1:41.870	10	31.761	90.9	45.548	83.3	24.568	111.1	1:41.877
5	31.885	90.7	45.617	84.5	24.588	109.5	1:42.090	11	32.131	92.0	45.303	86.3	24.435	109.8	1:41.869
6	31.758	91.1	46.160	83.9	24.579	109.5	1:42.497	12	31.618	91.6	44.924	88.7	26.113	108.2	1:42.655

19 Stephen King (OF)								Macon MR8							
lap	Sect-1	Speed	Sect-2	Speed	Sect-3	Speed	Laptime Pit	lap	Sect-1	Speed	Sect-2	Speed	Sect-3	Speed	Laptime Pit
1		87.3	49.574	79.6	25.640	110.2	2:03.707	7	33.292	85.3	47.608	72.2	25.353	110.0	1:46.253
2	33.383	89.9	47.069	76.7	25.639	109.7	1:46.091	8	32.808	87.1	46.880	79.5	25.224	110.4	1:44.912
3	33.041	87.8	46.543	83.1	25.849	110.4	1:45.433	9	32.746	87.0	47.399	77.9	25.324	110.6	1:45.469
4	32.795	88.4	47.164	79.6	26.023	108.8	1:45.982	10	32.657	89.4	47.255	74.2	25.649	110.2	1:45.561
5	32.923	88.2	46.835	79.0	25.174	112.6	1:44.932	11	33.047	89.2	46.939	79.9	25.245	108.9	1:45.231
6	33.101	89.7	47.302	74.2	25.712	111.5	1:46.115	12	32.819	90.1	46.742	79.5	25.301	108.6	1:44.862

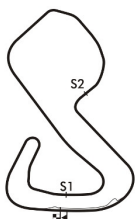
20 Kevin Stanzl (OF)								Crossle 20F							
lap	Sect-1	Speed	Sect-2	Speed	Sect-3	Speed	Laptime Pit	lap	Sect-1	Speed	Sect-2	Speed	Sect-3	Speed	Laptime Pit
1		92.1	47.323	86.1	25.000	111.5	1:55.728	7	32.884	92.2	46.530	79.6	25.451	109.1	1:44.865
2	32.379	91.5	46.314	86.2	24.923	111.7	1:43.616	8	32.704	92.6	46.710	83.6	24.940	113.2	1:44.354
3	32.536	90.5	46.280	82.6	24.968	111.1	1:43.784	9	32.692	89.1	46.469	79.6	24.983	109.8	1:44.144
4	32.657	91.2	46.442	83.6	25.041	110.7	1:44.140	10	32.360	91.2	46.270	81.4	25.027	109.3	1:43.657
5	32.522	91.5	46.294	85.5	24.882	111.8	1:43.698	11	32.332	89.9	46.372	83.9	25.306	108.6	1:44.010
6	32.337	92.9	46.665	82.2	25.142	113.7	1:44.144	12	33.191	91.2	46.350	77.7	25.109	111.7	1:44.650

21 Ross Drybrough ( )								Merlyn Mk20AS							
lap	Sect-1	Speed	Sect-2	Speed	Sect-3	Speed	Laptime Pit	lap	Sect-1	Speed	Sect-2	Speed	Sect-3	Speed	Laptime Pit
1		88.5	46.300	81.2	24.710	113.2	1:51.869	7	31.986	92.4	45.539	82.4	24.525	112.2	1:42.050
2	32.139	91.0	45.459	83.2	24.676	113.5	1:42.274	8	31.734	92.4	45.134	84.5	24.677	110.6	1:41.545
3	32.236	89.8	45.326	81.8	24.499	112.6	1:42.061	9	32.057	93.3	45.456	80.8	24.759	111.7	1:42.272
4	31.740	92.2	45.125	84.7	24.663	112.6	1:41.528	10	31.928	91.9	45.264	83.3	24.810	110.2	1:42.002
5	31.531	93.0	45.646	83.8	24.593	111.3	1:41.770	11	32.331	91.9	45.641	79.7	24.707	111.8	1:42.679
6	31.890	93.1	45.207	83.2	24.514	112.0	1:41.611	12	32.087	92.4	45.308	82.4	24.758	108.8	1:42.153

22 Tim Brise (OF)								Merlyn Mk20							
lap	Sect-1	Speed	Sect-2	Speed	Sect-3	Speed	Laptime Pit	lap	Sect-1	Speed	Sect-2	Speed	Sect-3	Speed	Laptime Pit
1		91.7	46.184	81.4	24.933	112.0	1:52.300	7	32.565	93.0	45.787	86.6	25.110	111.5	1:43.462
2	32.382	92.5	45.799	83.5	24.895	111.1	1:43.076	8	32.550	90.1	47.198	79.5	24.880	112.0	1:44.628
3	32.704	91.7	45.369	85.1	24.811	112.4	1:42.884	9	32.437	84.9	47.570	77.7	25.066	113.5	1:45.073
4	32.115	92.1	45.262	85.5	24.719	112.0	1:42.096	10	33.252	91.7	46.150	85.1	25.572	109.1	1:44.974
5	31.906	91.5	45.059	84.4	24.475	113.2	1:41.440	11	32.917	91.7	46.744	86.1	25.354	110.9	1:45.015
6	32.725	90.5	45.927	85.4	24.811	111.8	1:43.463	12	33.177	89.5	45.974	84.0	25.588	110.4	1:44.739

24 Ben Mitchell ( )								Merlyn Mk20							
lap	Sect-1	Speed	Sect-2	Speed	Sect-3	Speed	Laptime Pit	lap	Sect-1	Speed	Sect-2	Speed	Sect-3	Speed	Laptime Pit
1		93.1	44.458	93.7	24.377	115.5	1:47.012	7	31.038	94.3	44.539	92.5	24.188	111.1	1:39.765
2	31.596	94.7	44.749	94.0	24.703	112.2	1:41.048	8	31.691	91.7	44.271	91.5	24.014	110.6	1:39.976
3	31.137	93.9	44.045	90.6	24.066	113.5	1:39.248	9	31.291	92.4	44.546	95.5	24.707	110.7	1:40.544
4	32.169	92.7	44.052	89.9	23.866	116.5	1:40.087	10	31.537	92.0	44.833	92.3	24.307	111.3	1:40.677
5	31.352	93.3	44.042	91.5	23.859	113.5	1:39.253	11	31.319	93.9	44.185	89.4	24.397	108.8	1:39.901
6	30.922	94.4	44.519	91.7	23.863	113.2	1:39.304	12	32.112	89.9	44.054	93.2	23.711	111.8	1:39.877

27 Dick Dixon (OF)								Lotus 61							
lap	Sect-1	Speed	Sect-2	Speed	Sect-3	Speed	Laptime Pit	lap	Sect-1	Speed	Sect-2	Speed	Sect-3	Speed	Laptime Pit
1		88.0	48.318	85.4	25.627	109.3	1:59.636	7	33.009	85.0	46.771	80.8	25.629	107.7	1:45.409
2	33.171	89.9	46.812	79.2	25.049	111.1	1:45.032	8	32.718	90.0	46.043	80.5	25.130	108.6	1:43.891
3	32.698	89.2	46.397	75.1	25.474	110.9	1:44.569	9	32.361	90.1	46.138	79.7	25.243	109.5	1:43.742
4	33.439	90.3	47.268	77.9	25.399	112.4	1:46.106	10	32.272	89.3	46.680	78.7	25.367	109.3	1:44.319
5	33.761	88.7	48.112	79.8	25.054	112.2	1:46.927	11	32.579	88.8	47.287	83.1	24.905	110.4	1:44.771
6	33.102	90.6	47.264	78.8	26.381	111.5	1:46.747	12	33.181	90.3	45.592	74.2	25.798	108.9	1:44.571



Session Start: 14:49:20 - Finish: 15:09:25

Weather/Track Conditions: Cloud / Dry

Circuit: Brands Hatch Grand Prix Circuit

Track Length: 3.916 Km - 2.4330 miles



# Legends of Brands Hatch Superprix - 1 - 2 Jul 2017

## HSCC Historic Formula Ford with Avon Tyres, Radio Caroline & Titan Historic Racing

### Race 3 - Sector Analysis

29 Westie Mitchell (OF)								Lotus 59							
lap	Sect-1	Speed	Sect-2	Speed	Sect-3	Speed	Laptime Pit	lap	Sect-1	Speed	Sect-2	Speed	Sect-3	Speed	Laptime Pit
1		91.1	45.306	93.1	24.685	112.4	1:49.815	7	50.563	89.9	45.679	83.7	24.906	112.6	2:01.148
2	31.954	92.4	44.932	87.5	24.322	113.0	1:41.208	8	32.362	92.5	45.349	85.5	24.876	110.2	1:42.587
3	31.543	92.0	44.712	91.1	24.414	111.8	1:40.669	9	32.315	86.9	45.609	85.6	24.600	110.9	1:42.524
4	31.509	91.9	45.087	90.4	24.777	111.3	1:41.373	10	31.810	91.0	45.066	89.3	24.491	113.2	1:41.367
5	32.019	91.4	45.160	90.7	24.423	112.0	1:41.602	11	33.124	92.0	46.068	86.0	24.680	113.3	1:43.872
6	31.395	92.5	45.296	89.3	24.520	111.7	1:41.211	12	32.367	90.5	45.385	78.4	25.505	109.8	1:43.257

32 Nigel Adams (OF)								Lotus 61							
lap	Sect-1	Speed	Sect-2	Speed	Sect-3	Speed	Laptime Pit	lap	Sect-1	Speed	Sect-2	Speed	Sect-3	Speed	Laptime Pit
1		86.9	49.685	71.8	26.526	109.1	2:06.396	7	34.253	86.9	48.714	79.2	26.158	106.5	1:49.125
2	34.356	89.1	48.552	77.6	25.887	108.9	1:48.795	8	33.794	87.4	49.276	76.4	26.274	107.6	1:49.344
3	33.624	90.0	48.865	77.4	26.233	108.2	1:48.722	9	33.620	88.8	48.732	77.7	26.106	107.4	1:48.458
4	34.291	87.6	48.887	77.1	26.086	106.5	1:49.264	10	33.844	88.6	47.984	78.8	28.746	83.0	1:50.574
5	34.563	86.5	48.663	78.6	26.262	105.9	1:49.488	11	35.912	87.2	50.576	78.4	26.832	94.6	1:53.320
6	34.058	87.3	49.377	75.0	26.237	107.4	1:49.672	12							

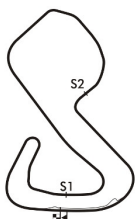
35 Michael Rasper ( )								Merlyn Mk11A							
lap	Sect-1	Speed	Sect-2	Speed	Sect-3	Speed	Laptime Pit	lap	Sect-1	Speed	Sect-2	Speed	Sect-3	Speed	Laptime Pit
1		89.8	48.410	81.4	25.152	113.3	2:00.611	7	33.380	87.2	47.181	81.1	25.035	113.7	1:45.596
2	33.177	90.5	47.420	78.4	25.157	112.0	1:45.754	8	33.128	91.6	46.405	79.8	24.900	113.5	1:44.433
3	32.628	91.9	46.232	77.5	24.919	114.7	1:43.779	9	32.720	90.9	46.222	83.9	25.022	112.8	1:43.964
4	33.713	91.2	47.930	79.2	25.751	111.8	1:47.394	10	32.700	90.1	46.351	84.2	24.641	113.5	1:43.692
5	32.562	92.0	48.179	79.8	24.896	112.6	1:45.637	11	32.547	91.9	46.536	86.5	24.940	111.1	1:44.023
6	32.817	92.0	47.643	77.5	25.670	114.9	1:46.130	12	32.769	92.0	45.878	79.6	26.017	111.1	1:44.664

36 Rob Smith (OF)								Merlyn Mk20							
lap	Sect-1	Speed	Sect-2	Speed	Sect-3	Speed	Laptime Pit	lap	Sect-1	Speed	Sect-2	Speed	Sect-3	Speed	Laptime Pit
1		88.0	45.957	83.1	24.857	113.7	1:53.336	7	32.098	92.1	45.170	86.1	24.538	112.4	1:41.806
2	32.783	89.8	46.284	78.4	24.910	113.3	1:43.977	8	32.039	93.3	45.140	88.3	24.612	110.9	1:41.791
3	32.529	91.5	46.109	81.3	24.880	113.2	1:43.518	9	32.278	91.5	44.961	83.6	24.484	111.3	1:41.723
4	32.061	91.9	45.178	85.4	24.315	114.3	1:41.554	10	32.308	92.6	45.548	86.6	24.628	110.7	1:42.484
5	32.231	92.6	45.158	84.0	24.550	113.3	1:41.939	11	31.843	91.7	45.149	88.5	24.418	110.7	1:41.410
6	31.870	92.4	44.801	88.0	24.335	115.1	1:41.006	12	31.937	92.1	45.156	88.0	48.614	109.3	2:05.707

40 Sam Mitchell ( )								Merlyn Mk20							
lap	Sect-1	Speed	Sect-2	Speed	Sect-3	Speed	Laptime Pit	lap	Sect-1	Speed	Sect-2	Speed	Sect-3	Speed	Laptime Pit
1		93.8	45.114	88.7	24.316	112.8	1:48.483	7	30.876	94.8	44.033	90.3	23.728	113.9	1:38.637
2	31.774	94.4	45.621	91.1	24.000	117.5	1:41.395	8	30.573	96.5	44.480	88.7	24.154	115.7	1:39.207
3	31.186	95.1	44.522	92.6	24.043	113.7	1:39.751	9	31.258	93.9	44.016	90.0	24.319	114.5	1:39.593
4	31.760	95.2	43.995	92.1	23.750	114.7	1:39.505	10	31.585	93.3	44.944	89.4	24.104	113.7	1:40.633
5	31.436	95.5	44.666	83.0	24.068	114.1	1:40.170	11	31.062	93.1	44.263	89.7	23.947	112.0	1:39.272
6	31.418	96.7	44.322	89.8	23.791	113.9	1:39.531	12	31.004	93.4	44.236	90.9	23.999	111.8	1:39.239

46 Stuart Dix (OF)								Cooper Chinook							
lap	Sect-1	Speed	Sect-2	Speed	Sect-3	Speed	Laptime Pit	lap	Sect-1	Speed	Sect-2	Speed	Sect-3	Speed	Laptime Pit
1		89.2	48.373	82.3	25.481	111.8	2:00.240	7	33.285	88.2	47.335	83.0	25.305	107.0	1:45.925
2	33.009	91.5	47.149	85.5	25.148	110.4	1:45.306	8	33.305	92.1	45.980	84.1	24.933	111.7	1:44.218
3	32.591	92.2	46.257	82.8	25.608	108.6	1:44.456	9	32.805	92.6	46.281	82.0	24.849	109.1	1:43.935
4	33.587	91.0	47.768	76.4	25.248	111.7	1:46.603	10	32.715	90.3	46.462	83.9	24.654	111.5	1:43.831
5	33.150	90.4	47.899	80.1	24.889	111.5	1:45.938	11	32.341	90.0	46.620	83.5	24.664	108.8	1:43.625
6	33.054	93.1	47.451	82.5	25.532	107.4	1:46.037	12	32.650	91.5	46.522	80.0	26.236	107.6	1:45.408

47 Louis Hanjoul (OF)								Elden Mk8/10							
lap	Sect-1	Speed	Sect-2	Speed	Sect-3	Speed	Laptime Pit	lap	Sect-1	Speed	Sect-2	Speed	Sect-3	Speed	Laptime Pit
1		88.5	48.394	81.6	25.455	110.4	2:01.527	7	33.352	89.5	47.031	82.6	25.062	109.7	1:45.445
2	33.044	90.0	47.164	83.6	25.879	110.0	1:46.087	8	32.956	91.0	46.015	85.7	25.098	111.8	1:44.069
3	32.658	90.5	46.712	83.7	24.978	113.0	1:44.348	9	32.710	91.4	45.988	85.6	25.418	112.4	1:44.116
4	32.476	91.9	47.410	88.6	25.925	110.9	1:45.811	10	33.032	90.7	47.080	87.9	25.434	109.8	1:45.546
5	32.503	90.9	48.548	81.3	24.882	114.9	1:45.933	11	32.402	90.5	46.279	85.6	24.612	111.5	1:43.293
6	33.060	89.8	46.956	85.5	25.379	111.3	1:45.395	12	33.347	90.4	45.857	84.6	25.074	111.5	1:44.278



Session Start: 14:49:20 - Finish: 15:09:25

Weather/Track Conditions: Cloud / Dry

Circuit: Brands Hatch Grand Prix Circuit

Track Length: 3.916 Km - 2.4330 miles

# Legends of Brands Hatch Superprix - 1 - 2 Jul 2017

## HSCC Historic Formula Ford with Avon Tyres, Radio Caroline & Titan Historic Racing

### Race 3 - Sector Analysis

48 Benn Tilley ( )								Merlyn Mk20							
lap	Sect-1	Speed	Sect-2	Speed	Sect-3	Speed	Laptime Pit	lap	Sect-1	Speed	Sect-2	Speed	Sect-3	Speed	Laptime Pit
1		90.6	44.927	92.2	24.142	116.5	1:47.124	7	30.990	93.1	43.960	91.5	23.728	115.1	1:38.678
2	31.852	92.7	44.575	88.0	24.842	114.9	1:41.269	8	31.574	90.6	44.339	92.5	24.409	113.3	1:40.322
3	31.445	92.9	43.973	91.7	23.903	114.5	1:39.321	9	31.321	92.7	44.255	92.8	24.454	113.5	1:40.030
4	32.083	90.6	44.794	91.7	24.215	112.0	1:41.092	10	31.960	90.9	44.690	89.4	24.057	115.7	1:40.707
5	31.485	92.4	44.224	90.0	23.794	113.0	1:39.503	11	31.737	92.9	44.069	90.5	23.862	115.1	1:39.668
6	31.142	93.0	44.203	90.6	23.934	113.0	1:39.279	12	32.034	91.1	45.047	94.0	24.390	113.7	1:41.471

49 Harvey Sykes ( )								Crossle 20F							
lap	Sect-1	Speed	Sect-2	Speed	Sect-3	Speed	Laptime Pit	lap	Sect-1	Speed	Sect-2	Speed	Sect-3	Speed	Laptime Pit
1		87.1	47.223	79.7	25.190	112.2	1:57.941	7	33.693	88.9	46.976	80.4	25.069	112.4	1:45.738
2	33.352	88.2	47.015	79.0	25.342	113.0	1:45.709	8	33.173	92.1	46.544	82.6	24.470	115.9	1:44.187
3	33.524	90.0	46.367	76.8	25.994	111.7	1:45.885	9	35.987	89.4	46.494	79.0	24.552	114.9	1:47.033
4	33.917	88.4	47.736	75.0	25.192	112.0	1:46.845	10	32.844	90.5	46.648	81.7	25.216	112.2	1:44.708
5	33.620	86.3	48.583	79.6	24.906	114.5	1:47.109	11	33.197	91.6	46.071	76.7	24.797	111.7	1:44.065
6	33.163	90.7	47.896	80.9	24.933	113.0	1:45.992	12	33.165	89.4	46.608	80.3	24.874	111.1	1:44.647

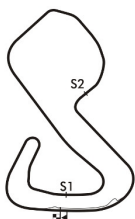
53 Richard Tarling ( )								Macon MR8							
lap	Sect-1	Speed	Sect-2	Speed	Sect-3	Speed	Laptime Pit	lap	Sect-1	Speed	Sect-2	Speed	Sect-3	Speed	Laptime Pit
1		91.6	44.799	90.4	24.278	114.1	1:47.643	7	31.619	92.6	44.674	91.3	24.152	112.4	1:40.445
2	31.558	93.9	44.585	85.9	24.838	114.5	1:40.981	8	31.147	92.4	44.227	91.1	24.165	112.0	1:39.539
3	31.401	94.6	44.129	92.0	24.059	114.7	1:39.589	9	31.265	92.4	44.598	90.3	24.234	111.7	1:40.097
4	31.674	93.8	44.496	91.2	24.394	111.5	1:40.564	10	31.158	92.5	44.901	87.9	24.173	113.3	1:40.232
5	31.681	94.4	44.589	88.6	24.227	112.6	1:40.497	11	31.393	93.1	44.808	92.2	24.026	113.2	1:40.227
6	31.325	93.1	44.617	91.8	24.318	113.7	1:40.260	12	31.303	92.7	44.350	89.8	24.335	112.2	1:39.988

56 Roland Svensson (OF)								Merlyn Mk17							
lap	Sect-1	Speed	Sect-2	Speed	Sect-3	Speed	Laptime Pit	lap	Sect-1	Speed	Sect-2	Speed	Sect-3	Speed	Laptime Pit
1		91.6	46.081	91.7	24.872	113.0	1:53.074	7	32.557	91.0	46.762	87.7	25.297	111.1	1:44.616
2	32.891	92.0	45.953	88.3	24.743	113.2	1:43.587	8	32.058	92.2	46.318	87.3	24.866	112.8	1:43.242
3	32.920	92.4	46.082	86.9	25.100	112.0	1:44.102	9	32.701	92.4	46.028	86.1	24.743	111.3	1:43.472
4	32.389	92.1	46.055	87.3	24.728	112.4	1:43.172	10	32.133	92.4	46.025	88.9	24.796	111.7	1:42.954
5	32.445	91.9	46.342	86.2	24.880	111.3	1:43.667	11	32.172	92.1	46.201	89.2	24.723	111.7	1:43.096
6	32.502	91.2	46.887	87.6	25.349	110.6	1:44.738	12	32.628	93.0	45.834	86.6	25.270	108.9	1:43.732

58 Michael Grant Peterkin ( )								Brabham BT21							
lap	Sect-1	Speed	Sect-2	Speed	Sect-3	Speed	Laptime Pit	lap	Sect-1	Speed	Sect-2	Speed	Sect-3	Speed	Laptime Pit
1		91.9	45.938	82.4	24.569	112.6	1:50.680	6	31.680	92.5	45.839	84.0	24.450	113.9	1:41.969
2	31.767	93.0	45.126	83.2	24.563	113.7	1:41.456	7	31.610	92.2	45.872	85.0	24.461	114.1	1:41.943
3	32.080	92.4	45.532	83.0	24.367	112.4	1:41.979	8	31.739	92.7	45.528	82.6	24.750	108.6	1:42.017
4	31.645	92.0	45.179	84.1	24.469	111.3	1:41.293	9	32.502	87.9	48.084	81.1	26.086	101.7	1:46.672
5	31.565	92.2	44.777	88.0	24.615	112.6	1:40.957	10							

60 James Buckton ( )								Crossle 16F							
lap	Sect-1	Speed	Sect-2	Speed	Sect-3	Speed	Laptime Pit	lap	Sect-1	Speed	Sect-2	Speed	Sect-3	Speed	Laptime Pit
1		92.7	45.714	92.0	24.180	112.2	1:49.904	7	31.340	92.6	44.815	90.7	24.325	110.6	1:40.480
2	32.088	94.4	44.950	85.6	24.662	111.5	1:41.700	8	31.471	92.2	44.608	92.7	24.347	110.6	1:40.426
3	31.310	94.4	44.724	87.7	24.522	111.7	1:40.556	9	31.564	92.2	44.934	93.0	24.545	109.7	1:41.043
4	31.242	94.2	45.173	90.0	24.711	112.0	1:41.126	10	31.422	92.0	44.761	91.2	24.362	110.4	1:40.545
5	31.918	92.6	44.637	91.8	24.024	111.8	1:40.579	11	31.324	92.2	44.956	92.5	24.359	110.4	1:40.639
6	31.433	92.7	44.734	91.3	24.117	112.6	1:40.284	12	31.433	92.2	45.737	91.1	24.455	109.8	1:41.625

64 Cameron Jackson ( )								Lola T200							
lap	Sect-1	Speed	Sect-2	Speed	Sect-3	Speed	Laptime Pit	lap	Sect-1	Speed	Sect-2	Speed	Sect-3	Speed	Laptime Pit
1		91.4	44.996	87.1	24.278	110.4	1:46.392	5	31.157	93.1	44.003	88.4	23.942	111.5	1:39.102
2	31.568	94.7	45.054	86.7	24.161	109.7	1:40.783	6	31.067	93.1	44.361	90.1	23.877	110.9	1:39.305
3	31.580	94.0	44.063	83.3	24.149	111.3	1:39.792	7	31.128	93.0	52.882	82.0	In		3:57.030 P
4	31.806	92.6	44.297	89.1	24.088	111.1	1:40.191	8							



**Session Start: 14:49:20 - Finish: 15:09:25**  
**Weather/Track Conditions: Cloud / Dry**  
**Circuit: Brands Hatch Grand Prix Circuit**  
**Track Length: 3.916 Km - 2.4330 miles**

# Legends of Brands Hatch Superprix - 1 - 2 Jul 2017

## HSCC Historic Formula Ford with Avon Tyres, Radio Caroline & Titan Historic Racing

### Race 3 - Sector Analysis

66 Andrew Wiggins (OF)								Titan Mk6							
lap	Sect-1	Speed	Sect-2	Speed	Sect-3	Speed	Laptime Pit	lap	Sect-1	Speed	Sect-2	Speed	Sect-3	Speed	Laptime Pit
1		89.5	49.551	82.4	25.240	108.6	1:59.534	7	32.371	90.5	46.707	76.5	25.131	109.5	1:44.209
2	32.957	90.1	46.496	79.3	24.860	110.6	1:44.313	8	32.484	89.8	46.959	78.2	25.222	110.2	1:44.665
3	32.788	90.5	46.480	75.7	25.548	112.6	1:44.816	9	32.719	90.4	46.552	78.7	25.266	108.4	1:44.537
4	33.044	89.8	47.855	85.8	25.628	109.5	1:46.527	10	32.717	88.4	47.155	79.6	24.765	112.2	1:44.637
5	33.719	88.2	47.435	80.7	24.674	112.2	1:45.828	11	32.348	93.4	47.248	84.1	24.796	112.0	1:44.392
6	32.323	91.7	46.647	78.3	25.345	108.9	1:44.315	12	33.360	92.2	47.312	77.5	25.387	108.4	1:46.059

72 Alistair Littlewood ( )								Merlyn Mk20A							
lap	Sect-1	Speed	Sect-2	Speed	Sect-3	Speed	Laptime Pit	lap	Sect-1	Speed	Sect-2	Speed	Sect-3	Speed	Laptime Pit

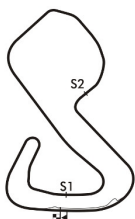
75 Daniel Pickett ( )								Merlyn Mk20							
lap	Sect-1	Speed	Sect-2	Speed	Sect-3	Speed	Laptime Pit	lap	Sect-1	Speed	Sect-2	Speed	Sect-3	Speed	Laptime Pit
1		82.5	46.240	84.3	25.184	110.7	1:54.132	7	32.600	89.7	46.676	83.1	25.652	108.8	1:44.928
2	32.983	89.7	45.927	82.6	25.211	111.1	1:44.121	8	32.531	89.5	46.540	83.3	25.299	108.9	1:44.370
3	32.411	91.1	46.232	84.8	25.151	110.9	1:43.794	9	32.581	89.2	46.996	78.1	25.259	108.4	1:44.836
4	32.468	90.3	46.209	82.5	25.259	109.8	1:43.936	10	32.618	89.8	46.331	83.5	24.959	110.6	1:43.908
5	32.563	89.7	46.378	81.3	25.499	109.7	1:44.440	11	32.375	89.8	46.402	85.1	25.044	110.6	1:43.821
6	32.433	89.5	46.638	83.3	25.477	109.7	1:44.548	12	33.303	89.5	46.181	81.2	27.219	108.4	1:46.703

77 Chris Sharples (OF)								Palliser WDF1							
lap	Sect-1	Speed	Sect-2	Speed	Sect-3	Speed	Laptime Pit	lap	Sect-1	Speed	Sect-2	Speed	Sect-3	Speed	Laptime Pit
1		88.0	46.667	82.2	25.251	110.9	1:55.019	7	32.554	90.1	46.650	80.6	25.627	109.5	1:44.831
2	32.344	90.7	46.306	82.9	25.286	111.8	1:43.936	8	32.803	89.7	46.277	80.4	25.367	108.6	1:44.447
3	32.536	90.6	47.133	83.8	25.586	109.3	1:45.255	9	32.487	90.7	46.647	78.0	25.022	112.8	1:44.156
4	32.288	90.5	46.086	85.0	25.084	111.1	1:43.458	10	33.077	88.1	46.142	81.6	25.193	111.5	1:44.412
5	32.832	89.3	46.378	84.7	25.301	110.2	1:44.511	11	32.049	91.4	47.032	85.8	24.868	109.8	1:43.949
6	32.407	91.2	45.962	83.6	25.246	110.6	1:43.615	12	33.318	91.1	45.486	87.2	27.693	105.2	1:46.497

81 James Lovett ( )								Lola T200							
lap	Sect-1	Speed	Sect-2	Speed	Sect-3	Speed	Laptime Pit	lap	Sect-1	Speed	Sect-2	Speed	Sect-3	Speed	Laptime Pit
1		86.5	48.588	79.0	25.297	111.8	2:01.016	7	33.140	84.8	47.730	82.4	25.194	110.9	1:46.064
2	33.070	90.6	47.495	78.1	25.439	110.2	1:46.004	8	32.514	90.7	46.991	82.9	25.092	112.0	1:44.597
3	32.480	91.6	46.968	80.7	25.269	109.7	1:44.717	9	32.871	91.5	46.954	80.4	25.138	111.8	1:44.963
4	33.099	91.6	47.621	79.4	25.547	112.4	1:46.267	10	33.267	87.0	47.689	81.0	25.170	109.8	1:46.126
5	32.936	89.3	48.171	76.3	25.431	111.1	1:46.538	11	32.991	90.9	46.919	83.8	24.731	111.3	1:44.641
6	32.659	90.6	48.064	81.3	25.400	109.3	1:46.123	12	33.500	89.5	47.434	83.0	25.215	109.5	1:46.149

87 Ian Jeary ( )								Elden Mk8							
lap	Sect-1	Speed	Sect-2	Speed	Sect-3	Speed	Laptime Pit	lap	Sect-1	Speed	Sect-2	Speed	Sect-3	Speed	Laptime Pit
1		86.9	48.488	80.7	25.515	110.0	2:00.088	7	32.553	90.9	46.727	76.5	25.159	111.5	1:44.439
2	32.896	91.5	47.021	80.2	25.219	111.5	1:45.136	8	32.425	89.8	47.013	76.2	25.068	113.2	1:44.506
3	32.563	88.4	46.268	77.6	25.866	109.8	1:44.697	9	32.757	92.1	46.677	78.1	25.273	109.3	1:44.707
4	33.178	90.6	47.144	76.7	25.661	109.8	1:45.983	10	32.558	90.9	46.425	81.4	25.195	108.6	1:44.178
5	33.059	89.8	46.686	86.5	25.098	108.2	1:44.843	11	32.407	90.6	46.790	82.8	25.042	108.1	1:44.239
6	32.356	90.3	47.179	80.3	25.146	111.5	1:44.681	12	33.560	90.9	47.878	64.6	26.446	108.1	1:47.884

93 Rudolf Ernst (OF)								Titan Mk6							
lap	Sect-1	Speed	Sect-2	Speed	Sect-3	Speed	Laptime Pit	lap	Sect-1	Speed	Sect-2	Speed	Sect-3	Speed	Laptime Pit
1		87.4	48.758	79.0	25.463	110.2	2:03.149	7	32.820	89.3	47.883	74.4	25.355	110.6	1:46.058
2	33.395	89.5	46.981	76.4	25.498	109.1	1:45.874	8	32.707	88.8	46.878	79.0	25.216	111.7	1:44.801
3	32.773	89.3	47.145	82.0	25.786	109.8	1:45.704	9	33.019	83.1	47.227	77.6	25.250	111.3	1:45.496
4	32.594	89.8	47.466	80.1	25.952	109.8	1:46.012	10	32.510	90.5	47.631	76.8	25.593	110.9	1:45.734
5	32.688	89.7	47.020	72.6	25.568	110.6	1:45.276	11	32.499	89.8	47.095	79.1	25.126	110.6	1:44.720
6	32.791	89.8	47.428	73.3	25.773	110.6	1:45.992	12	33.249	89.4	46.484	77.7	25.277	110.6	1:45.010



**Session Start: 14:49:20 - Finish: 15:09:25**  
**Weather/Track Conditions: Cloud / Dry**  
**Circuit: Brands Hatch Grand Prix Circuit**  
**Track Length: 3.916 Km - 2.4330 miles**

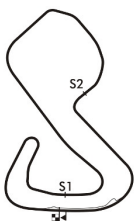
# Legends of Brands Hatch Superprix - 1 - 2 Jul 2017

## HSCC Historic Formula Ford with Avon Tyres, Radio Caroline & Titan Historic Racing Race 3 - Sector Analysis

94 Michael O'Brien ( )								Merlyn Mk20							
Lap	Sect-1	Speed	Sect-2	Speed	Sect-3	Speed	Laptime Pit	Lap	Sect-1	Speed	Sect-2	Speed	Sect-3	Speed	Laptime Pit
1		92.5	44.887	86.8	24.111	113.9	1:46.415	7	31.285	93.8	44.148	87.6	24.106	115.7	1:39.539
2	31.492	91.6	44.880	88.8	24.295	111.3	1:40.667	8	31.722	92.5	44.436	86.9	23.969	113.9	1:40.127
3	31.266	91.5	44.285	87.3	24.334	110.0	1:39.885	9	31.279	94.2	44.209	86.3	24.960	115.1	1:40.448
4	32.186	92.9	44.099	85.6	23.974	115.1	1:40.259	10	32.233	92.7	44.383	85.1	24.033	114.7	1:40.649
5	31.837	94.3	43.958	88.4	24.003	115.3	1:39.798	11	31.501	92.9	44.157	85.7	24.025	112.8	1:39.683
6	31.119	93.5	44.185	86.6	24.017	114.7	1:39.321	12	31.742	91.0	44.097	90.0	23.996	112.2	1:39.835

122 Chris Williams ( )								Caldwell D9							
Lap	Sect-1	Speed	Sect-2	Speed	Sect-3	Speed	Laptime Pit	Lap	Sect-1	Speed	Sect-2	Speed	Sect-3	Speed	Laptime Pit
1		89.1	48.216	80.0	25.359	111.5	2:01.851	7	33.132	87.8	47.983	80.2	25.184	110.9	1:46.299
2	33.400	88.8	47.228	80.9	25.352	112.6	1:45.980	8	32.765	89.5	46.593	78.5	25.178	112.2	1:44.536
3	33.200	89.1	46.651	81.8	24.911	112.0	1:44.762	9	33.849	85.9	46.820	82.8	25.011	111.5	1:45.680
4	32.830	90.5	47.329	81.4	25.562	112.6	1:45.721	10	32.618	90.4	47.492	83.5	24.903	111.7	1:45.013
5	33.085	89.8	47.938	73.8	25.828	111.5	1:46.851	11	33.452	90.4	46.832	83.1	24.799	111.7	1:45.083
6	32.782	87.4	47.649	78.9	25.379	111.8	1:45.810	12	33.498	90.1	46.173	83.8	24.841	111.8	1:44.512

177 Peter Hannam (OF)								Nike Mk6							
Lap	Sect-1	Speed	Sect-2	Speed	Sect-3	Speed	Laptime Pit	Lap	Sect-1	Speed	Sect-2	Speed	Sect-3	Speed	Laptime Pit
1		87.7	49.655	81.9	25.914	108.8	2:05.320	7	32.819	89.3	48.234	80.0	25.451	108.9	1:46.504
2	33.453	89.2	48.136	77.5	25.972	109.1	1:47.561	8	33.221	88.0	48.123	82.2	25.355	108.6	1:46.699
3	33.354	89.8	48.264	81.3	25.854	108.1	1:47.472	9	32.825	88.9	47.274	78.2	25.289	108.4	1:45.388
4	33.223	89.1	48.084	79.1	25.559	108.2	1:46.866	10	33.603	89.1	48.752	83.2	25.314	108.4	1:47.669
5	32.888	89.3	47.730	79.2	25.644	108.8	1:46.262	11	33.140	89.1	47.723	83.3	25.145	108.6	1:46.008
6	33.197	89.5	47.595	84.2	25.315	108.6	1:46.107	12	32.638	89.1	47.567	82.5	25.157	108.1	1:45.362



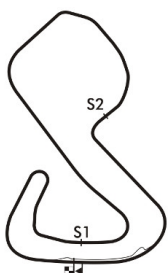
**Session Start: 14:49:20 - Finish: 15:09:25**  
**Weather/Track Conditions: Cloud / Dry**  
**Circuit: Brands Hatch Grand Prix Circuit**  
**Track Length: 3.916 Km - 2.4330 miles**

# Legends of Brands Hatch Superprix - 1 - 2 Jul 2017

## HSCC Historic Formula Ford with Avon Tyres, Radio Caroline & Titan Historic Racing

### Race 3 - Best Sector Times

	SECTOR 1			SECTOR 2			SECTOR 3			IDEAL / BEST LAP COMPARISON					
	NO	TIME	LAP	NO	TIME	LAP	NO	TIME	LAP	NO	NAME	BEST	IN	IDEAL	DIFF
1	40	30.573	8	94	43.958	5	24	23.711	12	40	Sam Mitchell	1:38.637	7	1:38.296	+0.341
2	24	30.922	6	48	43.960	7	1	23.724	4	48	Benn Tilley	1:38.678	7	1:38.678	+0.000
3	48	30.990	7	40	43.995	4	40	23.728	7	64	Cameron Jackson	1:39.102	5	1:38.947	+0.155
4	64	31.067	6	64	44.003	5	48	23.728	7	24	Ben Mitchell	1:39.248	3	1:38.675	+0.573
5	3	31.103	10	3	44.020	9	4	23.823	10	4	Max im Bartell	1:39.275	10	1:39.163	+0.112
6	94	31.119	6	1	44.033	5	3	23.864	5	1	Callum Grant	1:39.281	3	1:38.975	+0.306
7	53	31.147	8	24	44.042	5	64	23.877	6	94	Michael O'Brien	1:39.321	6	1:39.046	+0.275
8	4	31.168	10	53	44.129	3	94	23.969	8	3	Benn Simms	1:39.414	9	1:38.987	+0.427
9	1	31.218	6	4	44.172	12	60	24.024	5	53	Richard Tarling	1:39.539	8	1:39.302	+0.237
10	60	31.242	4	15	44.363	4	53	24.026	11	60	James Buckton	1:40.284	6	1:39.874	+0.410
11	29	31.395	6	60	44.608	8	13	24.190	3	15	Matthew Wrigley	1:40.573	4	1:40.293	+0.280
12	21	31.531	5	13	44.621	5	36	24.315	4	29	Westie Mitchell	1:40.669	3	1:40.429	+0.240
13	15	31.561	5	29	44.712	3	29	24.322	2	13	Stuart Kestenbaum	1:40.726	3	1:40.376	+0.350
14	13	31.565	3	58	44.777	5	58	24.367	3	58	Michael Grant Peter	1:40.957	5	1:40.709	+0.248
15	58	31.565	5	36	44.801	6	15	24.369	1	36	Rob Smith	1:41.006	6	1:40.959	+0.047
16	17	31.618	12	17	44.924	12	17	24.392	9	22	Tim Brise	1:41.440	5	1:41.440	+0.000
17	36	31.843	11	22	45.059	5	49	24.470	8	21	Ross Drybrough	1:41.528	4	1:41.155	+0.373
18	22	31.906	5	21	45.125	4	22	24.475	5	17	Brian Morris	1:41.869	11	1:40.934	+0.935
19	14	31.944	7	14	45.347	7	21	24.499	3	14	Neil Shinner	1:42.125	5	1:41.819	+0.306
20	77	32.049	11	77	45.486	12	14	24.528	6	56	Roland Svensson	1:42.954	10	1:42.615	+0.339
21	56	32.058	8	27	45.592	12	47	24.612	11	47	Louis Hanjoul	1:43.293	11	1:42.871	+0.422
22	27	32.272	10	56	45.834	12	35	24.641	10	77	Chris Sharples	1:43.458	4	1:42.403	+1.055
23	66	32.323	6	47	45.857	12	46	24.654	10	20	Kevin Stanzl	1:43.616	2	1:43.484	+0.132
24	20	32.332	11	7	45.875	12	66	24.674	5	46	Stuart Dix	1:43.625	11	1:42.975	+0.650
25	46	32.341	11	35	45.878	12	56	24.723	11	35	Michael Rasper	1:43.692	10	1:43.066	+0.626
26	87	32.356	6	75	45.927	2	81	24.731	11	27	Dick Dixon	1:43.742	9	1:42.769	+0.973
27	75	32.375	11	46	45.980	8	122	24.799	11	75	Daniel Pickett	1:43.794	3	1:43.261	+0.533
28	47	32.402	11	49	46.071	11	77	24.868	11	49	Harvey Sykes	1:44.065	11	1:43.385	+0.680
29	81	32.480	3	122	46.173	12	20	24.882	5	87	Ian Jeary	1:44.178	10	1:43.666	+0.512
30	93	32.499	11	87	46.268	3	27	24.905	11	66	Andrew Wiggins	1:44.209	7	1:43.477	+0.732
31	35	32.547	11	20	46.270	10	75	24.959	10	122	Chris Williams	1:44.512	12	1:43.590	+0.922
32	122	32.618	10	66	46.480	3	87	25.042	11	81	James Lovett	1:44.597	8	1:44.130	+0.467
33	177	32.638	12	93	46.484	12	93	25.126	11	93	Rudolf Ernst	1:44.720	11	1:44.109	+0.611
34	7	32.641	10	19	46.543	3	177	25.145	11	7	Robs Lamplough	1:44.834	12	1:43.816	+1.018
35	19	32.657	10	81	46.919	11	19	25.174	5	19	Stephen King	1:44.862	12	1:44.374	+0.488
36	49	32.844	10	177	47.274	9	7	25.300	5	177	Peter Hannam	1:45.362	12	1:45.057	+0.305
37	32	33.620	9	32	47.984	10	32	25.887	2	32	Nigel Adams	1:48.458	9	1:47.491	+0.967
38	72			72			72			72	Alistair Littlewood			3:19.760	7:35.015



**Session Start: 14:49:20 - Finish: 15:09:25**

**Weather/Track Conditions: Cloud / Dry**

**Circuit: Brands Hatch Grand Prix Circuit**

**Track Length: 3.916 Km - 2.4330 miles**

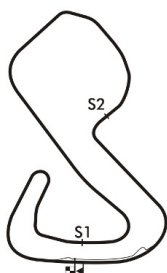


## Legends of Brands Hatch Superprix - 1 - 2 Jul 2017

### HSCC Historic Formula Ford with Avon Tyres, Radio Caroline & Titan Historic Racing

#### Race 3 - Best Sector Speeds

	NO	SECTOR 1	MPH	NO	SECTOR 2	MPH	NO	SECTOR 3	MPH
1	40	Sam Mitchell	96.7	24	Ben Mitchell	95.5	1	Callum Grant	117.9
2	1	Callum Grant	96.3	48	Benn Tilley	94.0	40	Sam Mitchell	117.5
3	4	Max im Bartell	95.4	3	Benn Simms	93.1	24	Ben Mitchell	116.5
4	24	Ben Mitchell	94.7	29	Westie Mitchell	93.1	48	Benn Tilley	116.5
5	64	Cameron Jackson	94.7	60	James Buckton	93.0	3	Benn Simms	116.1
6	3	Benn Simms	94.6	40	Sam Mitchell	92.6	4	Max im Bartell	115.9
7	53	Richard Tarling	94.6	1	Callum Grant	92.2	49	Harvey Sykes	115.9
8	13	Stuart Kestenbaum	94.4	53	Richard Tarling	92.2	14	Neil Shinner	115.7
9	60	James Buckton	94.4	56	Roland Svensson	91.7	94	Michael O'Brien	115.7
10	94	Michael O'Brien	94.3	4	Max im Bartell	90.5	36	Rob Smith	115.1
11	14	Neil Shinner	93.8	15	Matthew Wrigley	90.1	13	Stuart Kestenbaum	114.9
12	15	Matthew Wrigley	93.8	64	Cameron Jackson	90.1	35	Michael Rasper	114.9
13	66	Andrew Wiggins	93.4	94	Michael O'Brien	90.0	47	Louis Hanjoul	114.9
14	21	Ross Drybrough	93.3	17	Brian Morris	88.7	53	Richard Tarling	114.7
15	36	Rob Smith	93.3	47	Louis Hanjoul	88.6	7	Robs Lamplough	114.3
16	46	Stuart Dix	93.1	36	Rob Smith	88.5	58	Michael Grant Peterkin	114.1
17	48	Benn Tilley	93.1	13	Stuart Kestenbaum	88.4	17	Brian Morris	113.7
18	22	Tim Brise	93.0	58	Michael Grant Peterkin	88.0	20	Kevin Stanzl	113.7
19	56	Roland Svensson	93.0	77	Chris Sharples	87.2	21	Ross Drybrough	113.5
20	58	Michael Grant Peterkin	93.0	22	Tim Brise	86.6	22	Tim Brise	113.5
21	20	Kevin Stanzl	92.9	35	Michael Rasper	86.5	15	Matthew Wrigley	113.3
22	29	Westie Mitchell	92.5	87	Ian Jeary	86.5	29	Westie Mitchell	113.3
23	49	Harvey Sykes	92.1	20	Kevin Stanzl	86.2	56	Roland Svensson	113.2
24	87	Ian Jeary	92.1	14	Neil Shinner	85.9	87	Ian Jeary	113.2
25	17	Brian Morris	92.0	66	Andrew Wiggins	85.8	77	Chris Sharples	112.8
26	35	Michael Rasper	92.0	46	Stuart Dix	85.5	19	Stephen King	112.6
27	7	Robs Lamplough	91.9	27	Dick Dixon	85.4	60	James Buckton	112.6
28	47	Louis Hanjoul	91.9	75	Daniel Pickett	85.1	66	Andrew Wiggins	112.6
29	81	James Lovett	91.6	21	Ross Drybrough	84.7	122	Chris Williams	112.6
30	77	Chris Sharples	91.4	7	Robs Lamplough	84.3	27	Dick Dixon	112.4
31	75	Daniel Pickett	91.1	177	Peter Hannam	84.2	81	James Lovett	112.4
32	27	Dick Dixon	90.6	81	James Lovett	83.8	46	Stuart Dix	111.8
33	93	Rudolf Ernst	90.5	122	Chris Williams	83.8	93	Rudolf Ernst	111.7
34	122	Chris Williams	90.5	19	Stephen King	83.1	64	Cameron Jackson	111.5
35	19	Stephen King	90.1	49	Harvey Sykes	82.6	75	Daniel Pickett	111.1
36	32	Nigel Adams	90.0	93	Rudolf Ernst	82.0	32	Nigel Adams	109.1
37	177	Peter Hannam	89.8	32	Nigel Adams	79.2	177	Peter Hannam	109.1
38	72	Alistair Littlewood	81.9	72	Alistair Littlewood	69.9	72	Alistair Littlewood	72.9



**Session Start: 14:49:20 - Finish: 15:09:25**  
**Weather/Track Conditions: Cloud / Dry**  
**Circuit: Brands Hatch Grand Prix Circuit**  
**Track Length: 3.916 Km - 2.4330 miles**

# Legends of Brands Hatch Superprix - 1 - 2 Jul 2017

## HSCC Historic Formula Ford with Avon Tyres, Radio Caroline & Titan Historic Racing Race 3 - Lap Chart

Lap 1			Lap 2			Lap 3			Lap 4			Lap 5			Lap 6		
NO	Behind	Laptime	NO	Behind	Laptime	NO	Behind	Laptime	NO	Behind	Laptime	NO	Behind	Laptime	NO	Behind	Laptime
64		1:46.392	94		1:40.667	64		1:39.792	64		1:40.191	64		1:39.102	64		1:39.305
94	0.023	1:46.415	64	0.093	1:40.783	94		1:39.885	94	0.068	1:40.259	24	0.388	1:39.253	24	0.387	1:39.304
1	0.388	1:46.780	24	0.978	1:41.048	24	0.341	1:39.248	24	0.237	1:40.087	94	0.764	1:39.798	94	0.780	1:39.321
24	0.620	1:47.012	1	1.000	1:41.302	1	0.396	1:39.281	1	0.392	1:40.187	1	0.846	1:39.556	1	0.890	1:39.349
48	0.732	1:47.124	48	1.311	1:41.269	48	0.747	1:39.321	53	1.619	1:40.564	48	2.049	1:39.503	48	2.023	1:39.279
53	1.251	1:47.643	53	1.542	1:40.981	53	1.246	1:39.589	48	1.648	1:41.092	53	3.014	1:40.497	40	3.270	1:39.531
4	1.467	1:47.859	4	1.691	1:40.914	4	2.583	1:40.777	40	1.976	1:39.505	40	3.044	1:40.170	53	3.969	1:40.260
3	2.026	1:48.418	3	1.870	1:40.534	3	2.623	1:40.638	3	2.765	1:40.333	3	3.132	1:39.469	3	4.091	1:40.264
40	2.091	1:48.483	15	2.666	1:40.811	40	2.662	1:39.751	4	2.782	1:40.390	4	3.480	1:39.800	4	4.472	1:40.297
15	2.545	1:48.937	40	2.796	1:41.395	15	3.404	1:40.623	15	3.786	1:40.573	15	5.755	1:41.071	15	8.160	1:41.710
29	3.423	1:49.815	29	3.941	1:41.208	29	4.725	1:40.669	29	5.907	1:41.373	60	7.605	1:40.579	60	8.584	1:40.284
60	3.512	1:49.904	60	4.522	1:41.700	60	5.193	1:40.556	60	6.128	1:41.126	29	8.407	1:41.602	29	10.313	1:41.211
58	4.288	1:50.680	58	5.054	1:41.456	58	7.148	1:41.979	58	8.250	1:41.293	58	10.105	1:40.957	13	12.391	1:41.490
13	4.616	1:51.008	13	6.537	1:42.611	13	7.378	1:40.726	13	8.558	1:41.371	13	10.206	1:40.750	58	12.769	1:41.969
21	5.477	1:51.869	21	7.061	1:42.274	21	9.237	1:42.061	21	10.574	1:41.528	21	13.242	1:41.770	21	15.548	1:41.611
22	5.908	1:52.300	22	8.294	1:43.076	17	10.740	1:42.192	17	12.419	1:41.870	17	15.407	1:42.090	17	18.599	1:42.497
17	6.170	1:52.562	17	8.433	1:42.953	22	11.293	1:42.884	22	13.198	1:42.096	22	15.536	1:41.440	22	19.694	1:43.463
56	6.682	1:53.074	56	9.579	1:43.587	14	12.530	1:42.769	14	14.969	1:42.630	14	17.992	1:42.125	36	19.765	1:41.006
36	6.944	1:53.336	14	9.646	1:42.637	56	13.796	1:44.102	36	15.227	1:41.554	36	18.064	1:41.939	14	21.047	1:42.360
14	7.699	1:54.091	36	10.231	1:43.977	36	13.864	1:43.518	56	16.777	1:43.172	56	21.342	1:43.667	56	26.775	1:44.738
75	7.740	1:54.132	75	11.171	1:44.121	75	15.080	1:43.794	75	18.825	1:43.936	75	24.163	1:44.440	75	29.406	1:44.548
77	8.627	1:55.019	77	11.873	1:43.936	20	16.161	1:43.784	20	20.110	1:44.140	20	24.706	1:43.698	20	29.545	1:44.144
20	9.336	1:55.728	20	12.262	1:43.616	77	17.243	1:45.255	77	20.510	1:43.458	77	25.919	1:44.511	77	30.229	1:43.615
7	11.305	1:57.697	7	16.434	1:45.819	7	21.625	1:45.076	7	28.025	1:46.591	87	34.487	1:44.843	66	39.768	1:44.315
49	11.549	1:57.941	49	16.568	1:45.709	66	21.696	1:44.816	66	28.032	1:46.527	66	34.758	1:45.828	87	39.863	1:44.681
66	13.142	1:59.534	66	16.765	1:44.313	27	22.270	1:44.569	27	28.185	1:46.106	7	36.003	1:47.080	46	43.015	1:46.037
27	13.244	1:59.636	27	17.586	1:45.032	49	22.568	1:45.885	87	28.746	1:45.983	27	36.010	1:46.927	7	43.261	1:46.563
87	13.696	2:00.088	87	18.142	1:45.136	87	22.954	1:44.697	49	29.222	1:46.845	46	36.283	1:45.938	27	43.452	1:46.747
46	13.848	2:00.240	46	18.464	1:45.306	46	23.035	1:44.456	46	29.447	1:46.603	35	36.915	1:45.637	47	43.536	1:45.395
35	14.219	2:00.611	35	19.283	1:45.754	35	23.177	1:43.779	35	30.380	1:47.394	49	37.229	1:47.109	35	43.740	1:46.130
81	14.624	2:01.016	81	19.938	1:46.004	81	24.770	1:44.717	47	30.615	1:45.811	47	37.446	1:45.933	49	43.916	1:45.992
47	15.135	2:01.527	47	20.532	1:46.087	47	24.995	1:44.348	81	30.846	1:46.267	81	38.282	1:46.538	81	45.100	1:46.123
122	15.459	2:01.851	122	20.749	1:45.980	122	25.626	1:44.762	122	31.156	1:45.721	122	38.905	1:46.851	122	45.410	1:45.810
93	16.757	2:03.149	93	21.941	1:45.874	93	27.760	1:45.704	93	33.581	1:46.012	93	39.755	1:45.276	93	46.442	1:45.992
19	17.315	2:03.707	19	22.716	1:46.091	19	28.264	1:45.433	19	34.055	1:45.982	19	39.885	1:44.932	19	46.695	1:46.115
177	18.928	2:05.320	177	25.799	1:47.561	177	33.386	1:47.472	177	40.061	1:46.866	177	47.221	1:46.262	177	54.023	1:46.107
32	20.004	2:06.396	32	28.109	1:48.795	32	36.946	1:48.722	32	46.019	1:49.264	32	56.405	1:49.488	32	1:06.772	1:49.672

**Session Start: 14:49:20 - Finish: 15:09:25**  
**Weather/Track Conditions: Cloud / Dry**  
**Circuit: Brands Hatch Grand Prix Circuit**  
**Track Length: 3.916 Km - 2.4330 miles**

# Legends of Brands Hatch Superprix - 1 - 2 Jul 2017

## HSCC Historic Formula Ford with Avon Tyres, Radio Caroline & Titan Historic Racing Race 3 - Lap Chart

Lap 7			Lap 8			Lap 9			Lap 10			Lap 11			Lap 12		
NO	Behind	Laptime	NO	Behind	Laptime	NO	Behind	Laptime	NO	Behind	Laptime	NO	Behind	Laptime	NO	Behind	Laptime
24		1:39.765	24		1:39.976	24		1:40.544	40		1:40.633	40		1:39.272	40		1:39.239
94	0.167	1:39.539	94	0.318	1:40.127	40	0.035	1:39.593	24	0.009	1:40.677	94	0.614	1:39.683	94	1.210	1:39.835
1	0.233	1:39.495	48	0.895	1:40.322	94	0.222	1:40.448	94	0.203	1:40.649	24	0.638	1:39.901	24	1.276	1:39.877
48	0.549	1:38.678	40	0.986	1:39.207	48	0.381	1:40.030	48	0.420	1:40.707	48	0.816	1:39.668	1	2.766	1:40.908
40	1.755	1:38.637	1	0.987	1:40.730	1	0.460	1:40.017	1	0.556	1:40.764	1	1.097	1:39.813	48	3.048	1:41.471
53	4.262	1:40.445	53	3.825	1:39.539	53	3.378	1:40.097	53	2.942	1:40.232	32	1 LAP	1:50.574	53	4.646	1:39.988
3	4.776	1:40.837	3	4.798	1:39.998	3	3.668	1:39.414	3	3.017	1:40.017	53	3.897	1:40.227	3	4.716	1:39.639
4	5.167	1:40.847	4	5.122	1:39.931	4	4.502	1:39.924	4	3.109	1:39.275	3	4.316	1:40.571	4	4.853	1:39.669
60	8.912	1:40.480	60	9.362	1:40.426	60	9.861	1:41.043	60	9.738	1:40.545	4	4.423	1:40.586	60	13.491	1:41.625
15	9.872	1:41.864	15	11.375	1:41.479	15	13.124	1:42.293	15	14.309	1:41.853	60	11.105	1:40.639	32	1 LAP	1:53.320
13	14.171	1:41.932	13	16.320	1:42.125	13	17.788	1:42.012	13	19.063	1:41.943	15	17.330	1:42.293	15	20.728	1:42.637
58	14.560	1:41.943	58	16.601	1:42.017	21	20.743	1:42.272	21	22.077	1:42.002	13	23.464	1:43.673	13	26.706	1:42.481
21	17.446	1:42.050	21	19.015	1:41.545	58	22.729	1:46.672	36	26.229	1:42.484	21	25.484	1:42.679	21	28.398	1:42.153
17	21.045	1:42.598	36	23.234	1:41.791	36	24.413	1:41.723	17	26.439	1:41.877	36	28.367	1:41.410	17	32.452	1:42.655
36	21.419	1:41.806	17	23.386	1:42.317	17	25.230	1:42.388	22	36.491	1:44.974	17	29.036	1:41.869	29	45.217	1:43.257
22	23.004	1:43.462	14	27.338	1:43.951	14	32.067	1:45.273	14	36.495	1:45.096	14	40.961	1:43.738	22	47.734	1:44.739
14	23.363	1:42.468	22	27.656	1:44.628	22	32.185	1:45.073	29	36.599	1:41.367	29	41.199	1:43.872	56	48.036	1:43.732
56	31.239	1:44.616	29	33.920	1:42.587	29	35.900	1:42.524	56	39.719	1:42.954	22	42.234	1:45.015	36	54.835	2:05.707
29	31.309	2:01.148	56	34.505	1:43.242	56	37.433	1:43.472	20	45.225	1:43.657	56	43.543	1:43.096	20	55.374	1:44.650
75	34.182	1:44.928	64	1 LAP	3:57.030	20	42.236	1:44.144	75	46.108	1:43.908	20	49.963	1:44.010	75	58.121	1:46.703
20	34.258	1:44.865	75	38.576	1:44.370	75	42.868	1:44.836	77	46.735	1:44.412	75	50.657	1:43.821	77	58.670	1:46.497
77	34.908	1:44.831	20	38.636	1:44.354	77	42.991	1:44.156	87	56.353	1:44.178	77	51.412	1:43.949	66	1:08.416	1:46.059
66	43.825	1:44.209	77	39.379	1:44.447	66	52.507	1:44.537	66	56.476	1:44.637	87	1:01.320	1:44.239	87	1:09.965	1:47.884
87	44.150	1:44.439	66	48.514	1:44.665	87	52.843	1:44.707	27	59.473	1:44.319	66	1:01.596	1:44.392	46	1:10.106	1:45.408
27	48.709	1:45.409	87	48.680	1:44.506	27	55.822	1:43.742	46	59.584	1:43.831	46	1:03.937	1:43.625	35	1:10.261	1:44.664
46	48.788	1:45.925	27	52.624	1:43.891	46	56.421	1:43.935	35	1:00.085	1:43.692	35	1:04.836	1:44.023	27	1:10.304	1:44.571
47	48.829	1:45.445	47	52.922	1:44.069	47	56.494	1:44.116	47	1:01.372	1:45.546	27	1:04.972	1:44.771	47	1:10.432	1:44.278
35	49.184	1:45.596	46	53.030	1:44.218	35	57.061	1:43.964	7	1:04.234	1:45.228	47	1:05.393	1:43.293	14	1:13.774	2:12.052
49	49.502	1:45.738	35	53.641	1:44.433	7	59.674	1:44.880	49	1:04.242	1:44.708	49	1:09.035	1:44.065	49	1:14.443	1:44.647
7	50.465	1:47.356	49	53.713	1:44.187	81	1:00.052	1:44.963	81	1:05.510	1:46.126	7	1:10.706	1:45.744	7	1:16.301	1:44.834
81	51.012	1:46.064	7	55.338	1:44.849	49	1:00.202	1:47.033	122	1:05.598	1:45.013	81	1:10.879	1:44.641	122	1:16.682	1:44.512
122	51.557	1:46.299	81	55.633	1:44.597	122	1:01.253	1:45.680	93	1:07.191	1:45.734	122	1:11.409	1:45.083	81	1:17.789	1:46.149
93	52.348	1:46.058	122	56.117	1:44.536	93	1:02.125	1:45.496	19	1:07.550	1:45.561	93	1:12.639	1:44.720	93	1:18.410	1:45.010
19	52.796	1:46.253	93	57.173	1:44.801	19	1:02.657	1:45.469	177	1:18.943	1:47.669	19	1:13.509	1:45.231	19	1:19.132	1:44.862
177	1:00.375	1:46.504	19	57.732	1:44.912	177	1:11.942	1:45.388				177	1:25.679	1:46.008	177	1:31.802	1:45.362
32	1:15.745	1:49.125	177	1:07.098	1:46.699	32	1:33.027	1:48.458									
			32	1:25.113	1:49.344												

**Session Start: 14:49:20 - Finish: 15:09:25**  
**Weather/Track Conditions: Cloud / Dry**  
**Circuit: Brands Hatch Grand Prix Circuit**  
**Track Length: 3.916 Km - 2.4330 miles**



## Legends of Brands Hatch Superprix - 1 - 2 Jul 2017

### HSCC Derek Bell Trophy with Classic Formula 3 supported by MB Wheels

#### Race 4 - Classification

Sheet No:

POS	NO	DRIVER/S	CLASS	CLASS POS	CAR MAKE / MODEL	TIME	LAPS	GAP	DIFF	MPH	BEST	ON
1	65	Jamie Brashaw	F	1	March 73A	15:59.568	11	-- 11 laps		100.4	1:26.106	9
2	54	Richard Evans	B	1	March 79B	16:04.238	11	4.670	4.670	99.92	1:26.015	9
3	7	Neil Glover	F	2	Chevron B37	16:38.968	11	39.400	34.730	96.44	1:28.060	7
4	30	Paul Campfield	F	3	Chevron B24	16:59.654	11	1:00.086	20.686	94.49	1:30.501	2
5	74	Frank Lyons	F	4	Gurney Eagle FA74	17:00.462	11	1:00.894	0.808	94.41	1:30.880	7
6	9	Frazer Gibney	C	1	March 782	17:00.991	11	1:01.423	0.529	94.36	1:30.381	6
7	117	Michael Bletsoe-Brown	C	2	Chevron B27	17:02.351	11	1:02.783	1.360	94.24	1:30.828	8
8	5	Chris Atkinson	E	1	Surtees TS8	17:04.386	11	1:04.818	2.035	94.05	1:31.443	10
9	42	Mark Charteris	B	2	March 742	17:06.883	11	1:07.315	2.497	93.82	1:31.214	10
10	1	Martyn Donn	B	3	Lola T760	17:07.355	11	1:07.787	0.472	93.78	1:30.674	11
11	55	Maxim Bartell	CFA	1	Chevron B34	17:18.619	11	1:19.051	11.264	92.76	1:33.232	11
12	88	Cameron Jackson	CFA	2	Euroracing 101	17:22.813	11	1:23.245	4.194	92.39	1:32.677	9
13	20	Gaius Ghinn	CFA	3	Ralt RT3	17:23.745	11	1:24.177	0.932	92.30	1:33.242	9
14	35	Marc Mercer	H	1	Van Diemen RF82	16:12.177	10	-- 10 laps	22.325	90.09	1:35.075	7
15	38	Hugh Price	CFA	4	Chevron B38	16:20.516	10	8.339	8.339	89.32	1:36.306	8
16	93	Rudolf Ernst	C	3	March 752	16:20.637	10	8.460	0.121	89.32	1:34.282	8
17	8	David Thorburn	CFA	5	Ralt RT3	16:22.753	10	10.576	2.116	89.12	1:35.663	7
18	62	Graham Kiddy	CFA	6	Argo JM3	16:55.856	10	43.679	33.103	86.22	1:39.756	5
19	12	Drew Cameron	H	2	Van Diemen RF83	16:56.347	10	44.170	0.491	86.18	1:39.093	10
20	28	George Fowler	H	3	Reynard SF84	17:14.365	10	1:02.188	18.018	84.67	1:41.163	5
21	27	Glenn Eagling	CFB	1	Ensign 73-F3-17	17:18.761	10	1:06.584	4.396	84.31	1:40.923	7
22	21	Lorraine Gathercole	A	1	March 712	17:30.859	10	1:18.682	12.098	83.34	1:41.889	9
23	44	Paul Tonkin	CFB	2	Brabham BT41	16:35.927	9	-- 9 laps --	47.381	79.15	1:47.224	7
24	34	Peter Finnigan	H	4	Van Diemen RF82	16:44.212	9	8.285	8.285	78.50	1:47.216	5
25	41	David Mercer	G	1	Reynard SF78	17:31.613	9	55.686	47.401	74.96	1:39.943	9
26	32	Adam Simmonds	E	2	Lola T142	17:42.425	9	1:06.498	10.812	74.19	1:53.539	9

----- NOT CLASSIFIED -----

DNF 17	Keith White	CFA	Ralt RT1	12:45.667	8	-- 8 laps --	91.51	1:33.595	6
DNF 22	Mark Dwyer	C	March 782	3:02.568	2	-- 2 laps --	95.95	1:27.821	2
DNF 75	Michael Scott	B	March 75B						

----- FASTEST LAP SUMMARY -----

NO	DRIVER/S	CLASS	CAR MAKE / MODEL	FASTEST LAP	ON	MPH
54	Richard Evans	B	March 79B	1:26.015	9	101.83
65	Jamie Brashaw	F	March 73A	1:26.106	9	101.72
22	Mark Dwyer	C	March 782	1:27.821	2	99.73
5	Chris Atkinson	E	Surtees TS8	1:31.443	10	95.78
88	Cameron Jackson	CFA	Euroracing 101	1:32.677	9	94.51
35	Marc Mercer	H	Van Diemen RF82	1:35.075	7	92.12
41	David Mercer	G	Reynard SF78	1:39.943	9	87.64
27	Glenn Eagling	CFB	Ensign 73-F3-17	1:40.923	7	86.79
21	Lorraine Gathercole	A	March 712	1:41.889	9	85.96

Session Start: 15:32:17 - Finish: 15:48:08

Weather/Track Conditions: Bright / Dry

Circuit: Brands Hatch Grand Prix Circuit

Track Length: 3.916 Km - 2.4330 miles

These results are provisional until the conclusion of any judicial and technical matters.

Clerk of the Course:  <div style="text-align: right;">Julian Floyd</div>	Timekeeper:  <div style="text-align: right;">Nick Palmer</div>	Issued at:
--	--	------------

# Legends of Brands Hatch Superprix - 1 - 2 Jul 2017

## HSCC Derek Bell Trophy with Classic Formula 3 supported by MB Wheels

### Race 4 - Sector Analysis

1 Martyn Donn (B)							Lola T760										
lap	Sect-1	Speed	Sect-2	Speed	Sect-3	Speed	Laptime	Pit	lap	Sect-1	Speed	Sect-2	Speed	Sect-3	Speed	Laptime	Pit
1				89.1	22.629	126.1	1:40.932		7	29.383	106.7	41.463	94.0	22.293	125.8	1:33.139	
2	29.703	104.1	41.049	91.8	22.373	126.3	1:33.125		8	29.080	105.9	40.561	95.7	22.147	126.1	1:31.788	
3	29.399	99.6	41.751	82.1	22.768	126.6	1:33.918		9	28.773	105.5	41.261	83.9	23.023	125.8	1:33.057	
4	29.891	103.7	40.849	93.6	22.296	125.8	1:33.036		10	28.658	105.2	40.461	95.1	22.218	125.1	1:31.337	
5	28.925	106.5	41.527	89.5	22.438	126.3	1:32.890		11	28.363	106.2	40.464	96.7	21.847	126.1	1:30.674	
6	29.310	101.3	41.670	88.4	22.479	125.8	1:33.459		12								

5 Chris Atkinson (E)							Surtees TS8										
lap	Sect-1	Speed	Sect-2	Speed	Sect-3	Speed	Laptime	Pit	lap	Sect-1	Speed	Sect-2	Speed	Sect-3	Speed	Laptime	Pit
1				93.0	21.716	144.8	1:38.001		7	29.266	112.0	40.805	94.3	21.584	144.5	1:31.655	
2	29.859	107.9	40.998	91.3	21.818	143.3	1:32.675		8	29.351	109.0	40.414	90.3	21.780	143.3	1:31.545	
3	30.716	108.8	41.721	83.8	21.915	144.5	1:34.352		9	29.559	113.4	41.178	96.8	21.452	145.4	1:32.189	
4	29.713	113.5	41.327	94.5	21.808	144.2	1:32.848		10	29.027	110.4	40.800	93.1	21.616	144.2	1:31.443	
5	29.550	110.2	42.777	93.2	21.881	143.9	1:34.208		11	29.170	116.5	40.883	91.8	21.575	142.0	1:31.628	
6	30.424	101.9	41.484	87.1	21.934	142.0	1:33.842		12								

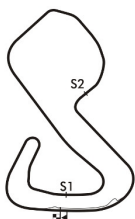
7 Neil Glover (F)							Chevron B37										
lap	Sect-1	Speed	Sect-2	Speed	Sect-3	Speed	Laptime	Pit	lap	Sect-1	Speed	Sect-2	Speed	Sect-3	Speed	Laptime	Pit
1				93.4	22.001	133.1	1:45.947		7	28.014	117.9	38.547	102.4	21.499	146.7	1:28.060	
2	28.755	112.6	39.103	101.6	21.108	145.7	1:28.966		8	27.615	104.9	39.628	95.3	20.951	145.7	1:28.194	
3	28.295	106.2	41.048	84.2	22.085	145.4	1:31.428		9	28.288	120.9	39.204	89.9	21.292	145.4	1:28.784	
4	28.383	121.8	39.859	84.9	21.774	146.4	1:30.016		10	28.379	111.7	39.487	95.1	21.359	145.4	1:29.225	
5	28.894	109.5	39.732	85.7	21.839	145.1	1:30.465		11	28.167	113.4	40.008	86.8	21.248	140.9	1:29.423	
6	28.225	115.3	38.575	99.7	21.660	141.2	1:28.460		12								

8 David Thorburn (CFA)							Ralt RT3										
lap	Sect-1	Speed	Sect-2	Speed	Sect-3	Speed	Laptime	Pit	lap	Sect-1	Speed	Sect-2	Speed	Sect-3	Speed	Laptime	Pit
1				86.7	23.693	119.6	1:46.613		6	29.921	99.9	44.447	87.5	23.491	119.0	1:37.859	
2	30.381	99.5	43.656	86.7	23.581	119.0	1:37.618		7	29.799	100.6	42.699	93.5	23.165	119.2	1:35.663	
3	30.219	100.2	43.490	85.7	23.781	118.7	1:37.490		8	29.842	100.0	43.158	91.8	23.583	120.2	1:36.583	
4	30.311	99.6	44.274	86.7	23.568	118.3	1:38.153		9	30.813	100.3	43.715	82.4	24.905	118.3	1:39.433	
5	30.057	99.9	43.752	89.3	23.329	119.2	1:37.138		10	30.088	99.9	42.765	89.3	23.350	118.7	1:36.203	

9 Frazer Gibney (C)							March 782										
lap	Sect-1	Speed	Sect-2	Speed	Sect-3	Speed	Laptime	Pit	lap	Sect-1	Speed	Sect-2	Speed	Sect-3	Speed	Laptime	Pit
1				87.2	22.308	134.7	1:39.251		7	29.421	103.0	40.396	101.9	22.006	133.6	1:31.823	
2	29.411	104.7	41.096	92.8	21.869	136.6	1:32.376		8	28.728	113.2	40.401	83.3	22.274	135.2	1:31.403	
3	30.037	108.1	41.666	82.3	22.892	135.2	1:34.595		9	29.715	109.7	39.912	95.3	22.097	135.7	1:31.724	
4	29.761	110.4	40.506	87.2	22.156	136.8	1:32.423		10	29.979	93.9	40.818	86.5	21.983	136.3	1:32.780	
5	29.218	109.8	41.318	97.5	22.004	135.2	1:32.540		11	29.922	109.3	39.985	88.9	21.788	135.7	1:31.695	
6	28.913	111.3	40.149	100.1	21.319	135.5	1:30.381		12								

12 Drew Cameron (H)							Van Diemen RF83										
lap	Sect-1	Speed	Sect-2	Speed	Sect-3	Speed	Laptime	Pit	lap	Sect-1	Speed	Sect-2	Speed	Sect-3	Speed	Laptime	Pit
1				76.1	24.903	114.7	1:54.193		6	31.795	94.6	45.684	85.6	23.841	114.5	1:41.320	
2	31.525	95.2	44.884	80.7	24.190	115.1	1:40.599		7	31.040	95.2	44.246	80.7	24.051	115.1	1:39.337	
3	31.655	92.5	44.797	80.6	24.112	115.5	1:40.564		8	31.281	95.2	44.268	78.9	23.916	115.3	1:39.465	
4	31.745	94.0	45.185	79.4	24.415	113.5	1:41.345		9	32.427	95.5	43.667	81.5	23.734	115.3	1:39.828	
5	31.686	93.4	44.891	76.2	24.026	116.3	1:40.603		10	31.361	94.3	43.751	79.8	23.981	116.5	1:39.093	

17 Keith White (CFA)							Ralt RT1										
lap	Sect-1	Speed	Sect-2	Speed	Sect-3	Speed	Laptime	Pit	lap	Sect-1	Speed	Sect-2	Speed	Sect-3	Speed	Laptime	Pit
1				86.9	23.020	121.3	1:43.030		5	29.290	103.0	43.247	91.3	22.849	121.5	1:35.386	
2	30.040	100.6	42.095	95.5	22.657	121.8	1:34.792		6	29.293	102.0	41.465	93.1	22.837	121.5	1:33.595	
3	29.400	103.0	41.594	95.3	22.963	122.4	1:33.957		7	29.420	102.6	41.560	94.3	22.971	121.1	1:33.951	
4	29.680	103.0	41.557	91.3	22.981	121.8	1:34.218		8	29.545	101.4	41.536	91.8	25.657	98.6	1:36.738	



**Session Start: 15:32:17 - Finish: 15:48:08**  
**Weather/Track Conditions: Bright / Dry**  
**Circuit: Brands Hatch Grand Prix Circuit**  
**Track Length: 3.916 Km - 2.4330 miles**

# Legends of Brands Hatch Superprix - 1 - 2 Jul 2017

## HSCC Derek Bell Trophy with Classic Formula 3 supported by MB Wheels

### Race 4 - Sector Analysis

20 Gaius Ghinn (CFA)								Ralt RT3							
lap	Sect-1	Speed	Sect-2	Speed	Sect-3	Speed	Laptime Pit	lap	Sect-1	Speed	Sect-2	Speed	Sect-3	Speed	Laptime Pit
1				82.2	23.044	121.5	1:43.639	7	29.494	103.0	41.690	91.3	22.962	122.0	1:34.146
2	30.085	102.0	41.791	90.9	22.797	122.2	1:34.673	8	29.487	102.3	41.373	89.8	22.581	122.0	1:33.441
3	29.611	101.6	41.634	86.9	22.974	121.5	1:34.219	9	29.221	102.3	41.385	91.6	22.636	122.6	1:33.242
4	29.802	101.7	41.540	87.5	22.702	122.2	1:34.044	10	29.428	101.9	41.460	91.3	22.629	123.8	1:33.517
5	29.496	101.9	42.548	90.4	23.079	121.8	1:35.123	11	30.414	102.6	41.210	90.5	22.269	123.3	1:33.893
6	29.637	102.3	41.349	89.7	22.822	121.8	1:33.808	12							

21 Lorraine Gathercole (A)								March 712							
lap	Sect-1	Speed	Sect-2	Speed	Sect-3	Speed	Laptime Pit	lap	Sect-1	Speed	Sect-2	Speed	Sect-3	Speed	Laptime Pit
1				76.6	26.027	116.7	1:56.939	6	32.651	88.9	46.640	84.6	23.885	123.8	1:43.176
2	33.624	92.1	47.537	77.0	24.997	116.9	1:46.158	7	32.175	95.8	46.349	85.4	23.887	124.0	1:42.411
3	33.173	93.0	47.186	79.4	24.902	120.7	1:45.261	8	34.168	93.0	46.925	81.2	24.723	124.0	1:45.816
4	32.778	93.9	46.505	81.5	24.520	122.6	1:43.803	9	31.907	95.8	45.817	84.3	24.165	121.5	1:41.889
5	32.342	93.0	46.649	83.7	24.102	123.1	1:43.093	10	33.158	95.6	45.251	86.7	23.904	124.5	1:42.313

22 Mark Dwyer (C)								March 782							
lap	Sect-1	Speed	Sect-2	Speed	Sect-3	Speed	Laptime Pit	lap	Sect-1	Speed	Sect-2	Speed	Sect-3	Speed	Laptime Pit
1				97.5	21.026	136.8	1:34.747	2	28.140	110.9	38.553	99.5	21.128	136.8	1:27.821

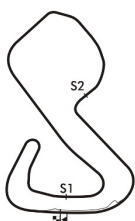
27 Glenn Eagling (CFB)								Ensign 73-F3-17							
lap	Sect-1	Speed	Sect-2	Speed	Sect-3	Speed	Laptime Pit	lap	Sect-1	Speed	Sect-2	Speed	Sect-3	Speed	Laptime Pit
1				87.5	24.434	112.0	1:50.293	6	31.734	93.6	45.145	87.3	24.392	111.3	1:41.271
2	31.700	93.5	45.915	83.6	24.807	108.6	1:42.422	7	31.534	92.9	45.108	89.1	24.281	111.8	1:40.923
3	34.030	71.3	52.298	77.5	26.835	102.3	1:53.163	8	32.619	92.6	45.171	83.5	24.986	110.7	1:42.776
4	32.140	92.9	44.729	83.7	24.447	110.7	1:41.316	9	32.173	90.4	46.214	87.3	25.050	112.4	1:43.437
5	31.769	93.6	44.989	83.2	24.771	112.2	1:41.529	10	32.197	92.6	44.942	87.2	24.492	112.4	1:41.631

28 George Fowler (H)								Reynard SF84							
lap	Sect-1	Speed	Sect-2	Speed	Sect-3	Speed	Laptime Pit	lap	Sect-1	Speed	Sect-2	Speed	Sect-3	Speed	Laptime Pit
1				89.5	24.899	116.5	1:49.690	6	31.723	96.2	46.270	85.8	24.751	115.9	1:42.744
2	31.808	94.4	45.583	87.0	24.719	115.9	1:42.110	7	32.250	95.4	44.986	89.1	24.246	116.7	1:41.482
3	32.503	95.8	45.513	87.3	24.855	115.7	1:42.871	8	31.986	95.1	44.654	89.8	24.643	115.5	1:41.283
4	32.009	95.0	44.945	88.6	24.404	115.7	1:41.358	9	32.166	94.8	45.797	85.3	25.054	116.5	1:43.017
5	32.098	95.9	44.809	87.5	24.256	116.3	1:41.163	10	33.899	92.9	49.997	84.8	24.751	116.5	1:48.647

30 Paul Campfield (F)								Chevron B24							
lap	Sect-1	Speed	Sect-2	Speed	Sect-3	Speed	Laptime Pit	lap	Sect-1	Speed	Sect-2	Speed	Sect-3	Speed	Laptime Pit
1				89.7	21.927	145.1	1:37.458	7	29.539	106.2	40.149	87.1	21.680	146.7	1:31.368
2	28.981	106.5	40.086	90.1	21.434	147.0	1:30.501	8	29.093	108.8	41.528	87.8	22.032	143.0	1:32.653
3	28.985	109.0	42.026	80.3	22.326	145.1	1:33.337	9	30.030	102.0	41.193	87.6	21.678	141.7	1:32.901
4	29.903	100.5	41.606	85.1	22.042	146.7	1:33.551	10	30.107	106.5	41.034	86.5	21.637	145.7	1:32.778
5	29.261	107.2	40.710	88.4	21.878	145.1	1:31.849	11	29.198	103.3	40.769	87.7	21.667	144.2	1:31.634
6	29.341	105.4	40.839	85.6	21.444	144.8	1:31.624	12							

32 Adam Simmonds (E)								Lola T142							
lap	Sect-1	Speed	Sect-2	Speed	Sect-3	Speed	Laptime Pit	lap	Sect-1	Speed	Sect-2	Speed	Sect-3	Speed	Laptime Pit
1		85.9	53.308	69.2	28.633	103.1	2:14.692	6	36.353	79.4	51.870	73.0	27.663	104.1	1:55.886
2	36.768	82.7	52.611	73.0	27.224	109.1	1:56.603	7	36.926	84.5	51.265	71.8	27.305	106.5	1:55.496
3	36.596	82.4	52.290	74.6	28.073	105.0	1:56.959	8	36.601	85.8	50.999	72.4	27.101	106.2	1:54.701
4	36.738	75.7	54.436	66.8	28.039	102.0	1:59.213	9	36.550	87.4	50.479	74.2	26.510	108.4	1:53.539
5	36.119	87.7	52.207	72.0	27.010	108.4	1:55.336	10							

34 Peter Finnigan (H)								Van Diemen RF82							
lap	Sect-1	Speed	Sect-2	Speed	Sect-3	Speed	Laptime Pit	lap	Sect-1	Speed	Sect-2	Speed	Sect-3	Speed	Laptime Pit
1				77.1	25.655	111.8	2:00.317	6	34.403	87.0	54.158	73.8	27.277	110.9	1:55.838
2	34.601	81.8	49.626	75.2	25.851	111.3	1:50.078	7	34.436	84.5	50.811	61.4	27.383	109.8	1:52.630
3	34.347	89.5	49.469	73.0	26.129	110.9	1:49.945	8	35.723	87.3	49.122	77.7	25.830	111.3	1:50.675
4	33.905	90.3	48.562	78.7	25.823	111.1	1:48.290	9	33.785	88.2	49.538	66.4	25.900	109.7	1:49.223
5	33.512	87.8	48.284	81.1	25.420	111.5	1:47.216	10							



**Session Start: 15:32:17 - Finish: 15:48:08**  
**Weather/Track Conditions: Bright / Dry**  
**Circuit: Brands Hatch Grand Prix Circuit**  
**Track Length: 3.916 Km - 2.4330 miles**

# Legends of Brands Hatch Superprix - 1 - 2 Jul 2017

## HSCC Derek Bell Trophy with Classic Formula 3 supported by MB Wheels

### Race 4 - Sector Analysis

35 Marc Mercer (H)							Van Diemen RF82										
lap	Sect-1	Speed	Sect-2	Speed	Sect-3	Speed	Laptime	Pit	lap	Sect-1	Speed	Sect-2	Speed	Sect-3	Speed	Laptime	Pit
1				84.8	23.574	116.3	1:44.633		6	30.231	96.5	42.597	90.0	23.074	116.7	1:35.902	
2	30.325	96.3	42.749	89.7	23.254	116.1	1:36.328		7	29.910	96.7	42.222	91.3	22.943	116.7	1:35.075	
3	30.089	97.0	43.067	90.4	23.208	117.1	1:36.364		8	29.827	96.3	44.948	81.0	22.974	117.1	1:37.749	
4	29.934	97.0	42.520	92.5	23.143	116.3	1:35.597		9	30.056	96.3	43.362	77.1	23.355	116.3	1:36.773	
5	30.060	96.7	42.369	91.3	25.080	116.7	1:37.509		10	30.885	94.4	42.353	89.3	23.009	116.5	1:36.247	

38 Hugh Price (CFA)							Chevron B38										
lap	Sect-1	Speed	Sect-2	Speed	Sect-3	Speed	Laptime	Pit	lap	Sect-1	Speed	Sect-2	Speed	Sect-3	Speed	Laptime	Pit
1				91.0	23.648	119.2	1:45.614		6	30.359	98.3	43.869	85.5	23.304	121.8	1:37.532	
2	31.016	98.3	43.109	86.9	23.337	121.5	1:37.462		7	30.573	99.3	42.895	85.4	22.946	122.4	1:36.414	
3	30.269	98.9	42.906	90.0	23.145	121.8	1:36.320		8	30.510	98.9	42.692	89.3	23.104	122.4	1:36.306	
4	30.504	99.5	43.207	88.5	23.277	121.8	1:36.988		9	32.460	95.8	43.409	87.2	23.852	121.3	1:39.721	
5	31.129	93.8	42.889	84.6	23.352	122.4	1:37.370		10	30.499	99.5	43.080	84.0	23.210	122.2	1:36.789	

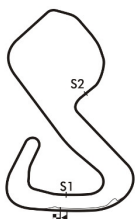
41 David Mercer (G)							Reynard SF78										
lap	Sect-1	Speed	Sect-2	Speed	Sect-3	Speed	Laptime	Pit	lap	Sect-1	Speed	Sect-2	Speed	Sect-3	Speed	Laptime	Pit
1			In	77.5	In		3:46.928	P	6	31.781	94.3	46.636	80.7	24.483	116.7	1:42.900	
2	Out	90.0	47.401	82.7	25.144	113.9	1:50.622		7	32.590	95.2	45.900	88.6	24.174	116.7	1:42.664	
3	32.146	93.8	46.199	81.0	24.983	114.7	1:43.328		8	32.399	93.8	44.892	84.7	25.094	114.7	1:42.385	
4	31.590	96.3	45.529	81.5	24.626	114.7	1:41.745		9	31.587	96.6	44.346	88.5	24.010	115.9	1:39.943	
5	31.483	95.1	45.272	86.9	24.343	115.5	1:41.098		10								

42 Mark Charteris (B)							March 742										
lap	Sect-1	Speed	Sect-2	Speed	Sect-3	Speed	Laptime	Pit	lap	Sect-1	Speed	Sect-2	Speed	Sect-3	Speed	Laptime	Pit
1				90.0	22.749	126.1	1:40.174		7	29.344	107.7	41.185	91.8	22.274	126.3	1:32.803	
2	29.610	103.1	40.949	94.0	22.136	125.8	1:32.695		8	29.281	106.9	40.301	92.0	22.000	126.8	1:31.582	
3	29.595	101.4	42.385	83.0	23.031	124.2	1:35.011		9	29.296	106.7	41.202	89.9	22.200	127.3	1:32.698	
4	29.770	101.7	40.509	87.8	22.206	126.1	1:32.485		10	29.010	101.6	40.353	94.0	21.851	127.0	1:31.214	
5	29.048	100.5	41.719	87.9	22.413	125.6	1:33.180		11	28.699	104.4	40.989	94.4	21.824	126.3	1:31.512	
6	29.423	101.7	41.527	87.1	22.579	125.6	1:33.529		12								

44 Paul Tonkin (CFB)							Brabham BT41										
lap	Sect-1	Speed	Sect-2	Speed	Sect-3	Speed	Laptime	Pit	lap	Sect-1	Speed	Sect-2	Speed	Sect-3	Speed	Laptime	Pit
1			49.470	77.8	26.141	110.4	2:01.818		6	34.113	90.6	51.320	74.4	25.812	110.2	1:51.245	
2	33.795	82.4	49.643	72.0	26.172	110.0	1:49.610		7	34.036	92.5	47.814	76.6	25.374	110.9	1:47.224	
3	34.468	86.8	49.272	73.2	25.821	110.6	1:49.561		8	33.195	91.0	50.712	74.9	27.970	109.1	1:51.877	
4	33.649	88.8	49.088	74.6	26.149	110.4	1:48.886		9	33.057	90.1	49.186	70.0	25.770	110.7	1:48.013	
5	33.331	89.2	48.122	77.6	26.240	109.7	1:47.693		10								

54 Richard Evans (B)							March 79B										
lap	Sect-1	Speed	Sect-2	Speed	Sect-3	Speed	Laptime	Pit	lap	Sect-1	Speed	Sect-2	Speed	Sect-3	Speed	Laptime	Pit
1				101.3	21.032	134.1	1:31.664		7	27.326	112.8	38.365	102.7	20.603	134.7	1:26.294	
2	27.776	111.5	38.193	100.4	20.869	133.9	1:26.838		8	27.386	112.0	38.578	105.1	20.721	135.5	1:26.685	
3	27.649	111.5	37.848	101.3	20.869	133.9	1:26.366		9	27.245	112.6	37.948	103.0	20.822	135.7	1:26.015	
4	27.462	110.9	38.310	101.2	20.869	135.2	1:26.641		10	29.245	107.7	41.105	93.9	21.083	134.7	1:31.433	
5	27.536	111.5	39.359	99.4	21.781	131.8	1:28.676		11	27.360	112.0	38.003	106.1	20.833	135.5	1:26.196	
6	27.627	112.2	38.554	99.8	21.249	132.8	1:27.430		12								

55 Maxim Bartell (CFA)							Chevron B34										
lap	Sect-1	Speed	Sect-2	Speed	Sect-3	Speed	Laptime	Pit	lap	Sect-1	Speed	Sect-2	Speed	Sect-3	Speed	Laptime	Pit
1				85.7	22.682	125.1	1:41.191		7	29.264	103.0	42.353	94.4	22.496	122.6	1:34.113	
2	29.902	103.1	41.641	94.1	22.557	122.6	1:34.100		8	29.435	102.3	41.506	93.2	22.726	121.8	1:33.667	
3	29.801	102.8	41.375	91.3	22.600	123.8	1:33.776		9	29.401	101.7	41.461	92.5	22.642	122.4	1:33.504	
4	29.608	102.5	41.440	94.0	22.540	123.1	1:33.588		10	29.491	101.9	42.662	93.5	22.558	122.2	1:34.711	
5	29.453	103.0	41.508	94.0	22.499	123.3	1:33.460		11	29.204	102.0	41.479	91.3	22.549	122.4	1:33.232	
6	29.414	102.6	41.261	92.6	22.602	122.4	1:33.277		12								



**Session Start: 15:32:17 - Finish: 15:48:08**  
**Weather/Track Conditions: Bright / Dry**  
**Circuit: Brands Hatch Grand Prix Circuit**  
**Track Length: 3.916 Km - 2.4330 miles**

# Legends of Brands Hatch Superprix - 1 - 2 Jul 2017

## HSCC Derek Bell Trophy with Classic Formula 3 supported by MB Wheels

### Race 4 - Sector Analysis

62 Graham Kiddy (CFA)							Argo JM3										
lap	Sect-1	Speed	Sect-2	Speed	Sect-3	Speed	Laptime	Pit	lap	Sect-1	Speed	Sect-2	Speed	Sect-3	Speed	Laptime	Pit
1				82.7	23.841	123.1	1:50.742		6	31.682	96.7	44.766	84.4	23.920	121.3	1:40.368	
2	31.396	99.6	45.436	77.9	24.405	114.1	1:41.237		7	32.240	97.7	45.167	84.0	24.146	119.8	1:41.553	
3	31.582	98.9	43.916	81.4	24.341	118.3	1:39.839		8	32.019	93.9	45.008	82.8	24.063	120.9	1:41.090	
4	31.702	100.3	44.260	85.0	23.890	121.3	1:39.852		9	31.953	95.9	45.456	76.7	24.040	119.0	1:41.449	
5	31.381	100.2	44.462	82.2	23.913	121.1	1:39.756		10	31.918	99.8	44.319	82.6	23.733	121.8	1:39.970	

65 Jamie Brashaw (F)							March 73A										
lap	Sect-1	Speed	Sect-2	Speed	Sect-3	Speed	Laptime	Pit	lap	Sect-1	Speed	Sect-2	Speed	Sect-3	Speed	Laptime	Pit
1				97.2	20.910	148.0	1:29.863		7	27.743	119.2	38.579	98.2	20.573	150.3	1:26.895	
2	28.287	120.0	38.442	97.9	20.496	150.3	1:27.225		8	27.902	116.7	38.899	102.5	20.267	152.3	1:27.068	
3	27.826	115.3	37.912	98.8	20.498	151.0	1:26.236		9	27.632	122.0	37.802	102.2	20.672	152.0	1:26.106	
4	27.621	122.4	38.985	99.1	20.533	151.6	1:27.139		10	28.007	120.7	38.983	94.0	20.561	152.0	1:27.551	
5	27.893	119.8	38.999	97.8	20.880	149.0	1:27.772		11	27.667	119.4	38.435	103.6	20.442	150.6	1:26.544	
6	28.160	116.1	38.261	96.3	20.748	152.3	1:27.169		12								

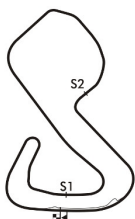
74 Frank Lyons (F)							Gurney Eagle FA74										
lap	Sect-1	Speed	Sect-2	Speed	Sect-3	Speed	Laptime	Pit	lap	Sect-1	Speed	Sect-2	Speed	Sect-3	Speed	Laptime	Pit
1				90.5	21.810	139.7	1:38.436		7	29.901	111.1	39.835	94.8	21.144	141.7	1:30.880	
2	29.697	100.8	41.157	87.9	21.663	135.7	1:32.517		8	29.151	106.2	41.017	89.7	22.217	137.7	1:32.385	
3	30.440	113.9	40.817	88.3	22.246	142.3	1:33.503		9	30.014	101.1	41.176	89.9	21.804	138.0	1:32.994	
4	29.308	111.1	40.600	89.3	21.812	140.0	1:31.720		10	30.062	108.3	41.175	92.7	21.706	139.7	1:32.943	
5	28.935	106.5	41.194	90.9	21.654	141.7	1:31.783		11	29.741	113.0	40.305	94.1	21.725	125.4	1:31.771	
6	29.782	106.2	40.280	93.9	21.468	138.8	1:31.530		12								

75 Michael Scott (B)							March 75B										
lap	Sect-1	Speed	Sect-2	Speed	Sect-3	Speed	Laptime	Pit	lap	Sect-1	Speed	Sect-2	Speed	Sect-3	Speed	Laptime	Pit

88 Cameron Jackson (CFA)							Euro racing 101										
lap	Sect-1	Speed	Sect-2	Speed	Sect-3	Speed	Laptime	Pit	lap	Sect-1	Speed	Sect-2	Speed	Sect-3	Speed	Laptime	Pit
1				80.4	25.137	120.4	1:45.437		7	29.489	102.6	41.298	92.0	23.252	121.1	1:34.039	
2	30.872	96.3	42.553	88.9	22.716	122.4	1:36.141		8	29.732	102.6	41.351	97.7	22.913	121.8	1:33.996	
3	29.800	102.0	42.074	95.5	22.523	122.4	1:34.397		9	29.494	102.3	40.953	97.9	22.230	123.8	1:32.677	
4	29.614	101.6	42.127	96.4	22.326	123.1	1:34.067		10	29.355	100.6	41.138	94.4	22.351	124.7	1:32.844	
5	29.494	101.9	41.163	88.9	22.739	122.4	1:33.396		11	29.625	102.6	41.036	96.7	22.148	123.3	1:32.809	
6	29.482	102.2	41.137	96.1	22.391	122.9	1:33.010		12								

93 Rudolf Ernst (C)							March 752										
lap	Sect-1	Speed	Sect-2	Speed	Sect-3	Speed	Laptime	Pit	lap	Sect-1	Speed	Sect-2	Speed	Sect-3	Speed	Laptime	Pit
1				81.3	23.807	128.7	1:47.491		6	30.330	99.3	46.413	84.3	22.787	127.5	1:39.530	
2	30.317	90.9	44.075	83.9	22.840	128.5	1:37.232		7	29.757	107.9	42.200	92.2	22.745	128.2	1:34.702	
3	30.164	93.1	44.169	86.5	24.007	128.7	1:38.340		8	29.474	107.4	41.729	92.3	23.079	120.2	1:34.282	
4	30.163	101.9	44.120	80.8	23.014	124.7	1:37.297		9	32.594	95.5	42.862	82.2	24.470	127.3	1:39.926	
5	30.234	103.3	44.085	85.7	22.627	122.6	1:36.946		10	29.777	106.7	42.467	81.0	22.647	130.0	1:34.891	

117 Michael Bletsoe-Brown (C)							Chevron B27										
lap	Sect-1	Speed	Sect-2	Speed	Sect-3	Speed	Laptime	Pit	lap	Sect-1	Speed	Sect-2	Speed	Sect-3	Speed	Laptime	Pit
1				91.8	22.332	123.1	1:40.309		7	29.274	106.7	40.803	91.1	21.747	136.8	1:31.824	
2	29.988	103.7	40.996	94.0	21.837	137.4	1:32.821		8	29.099	105.9	40.165	91.5	21.564	133.9	1:30.828	
3	29.711	103.3	41.179	85.0	22.732	134.4	1:33.622		9	29.332	104.4	40.524	87.9	21.791	136.0	1:31.647	
4	29.633	110.7	40.791	83.4	21.924	138.3	1:32.348		10	29.222	104.2	40.806	92.2	21.445	137.4	1:31.473	
5	29.288	106.9	42.256	90.9	21.765	138.0	1:33.309		11	29.683	108.6	41.044	93.2	21.455	136.3	1:32.182	
6	29.869	108.1	40.529	92.6	21.590	136.8	1:31.988		12								



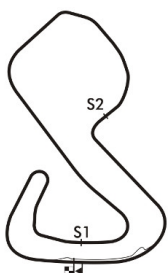
**Session Start: 15:32:17 - Finish: 15:48:08**  
**Weather/Track Conditions: Bright / Dry**  
**Circuit: Brands Hatch Grand Prix Circuit**  
**Track Length: 3.916 Km - 2.4330 miles**

# Legends of Brands Hatch Superprix - 1 - 2 Jul 2017

## HSCC Derek Bell Trophy with Classic Formula 3 supported by MB Wheels

### Race 4 - Best Sector Times

	SECTOR 1			SECTOR 2			SECTOR 3			IDEAL / BEST LAP COMPARISON					
	NO	TIME	LAP	NO	TIME	LAP	NO	TIME	LAP	NO	NAME	BEST	IN	IDEAL	DIFF
1	54	27.245	9	65	37.802	9	65	20.267	8	54	Richard Evans	1:26.015	9	1:25.696	+0.319
2	7	27.615	8	54	37.848	3	54	20.603	7	65	Jamie Brashaw	1:26.106	9	1:25.690	+0.416
3	65	27.621	4	7	38.547	7	7	20.951	8	22	Mark Dwyer	1:27.821	2	1:27.719	+0.102
4	22	28.140	2	22	38.553	2	22	21.026	1	7	Neil Glover	1:28.060	7	1:27.113	+0.947
5	1	28.363	11	74	39.835	7	74	21.144	7	9	Frazer Gibney	1:30.381	6	1:29.959	+0.422
6	42	28.699	11	9	39.912	9	9	21.319	6	30	Paul Campfield	1:30.501	2	1:30.501	+0.000
7	9	28.728	8	30	40.086	2	30	21.434	2	1	Martyn Donn	1:30.674	11	1:30.671	+0.003
8	74	28.935	5	117	40.165	8	117	21.445	10	117	Michael Bletsloe-Bro	1:30.828	8	1:30.709	+0.119
9	30	28.981	2	42	40.301	8	5	21.452	9	74	Frank Lyons	1:30.880	7	1:29.914	+0.966
10	5	29.027	10	5	40.414	8	42	21.824	11	42	Mark Charteris	1:31.214	10	1:30.824	+0.390
11	117	29.099	8	1	40.461	10	1	21.847	11	5	Chris Atkinson	1:31.443	10	1:30.893	+0.550
12	55	29.204	11	88	40.953	9	88	22.148	11	88	Cameron Jackson	1:32.677	9	1:32.456	+0.221
13	20	29.221	9	20	41.210	11	20	22.269	11	55	Max im Bartell	1:33.232	11	1:32.961	+0.271
14	17	29.290	5	55	41.261	6	55	22.496	7	20	Gaius Ghinn	1:33.242	9	1:32.700	+0.542
15	88	29.355	10	17	41.465	6	93	22.627	5	17	Keith White	1:33.595	6	1:33.412	+0.183
16	93	29.474	8	93	41.729	8	17	22.657	2	93	Rudolf Ernst	1:34.282	8	1:33.830	+0.452
17	8	29.799	7	35	42.222	7	35	22.943	7	35	Marc Mercer	1:35.075	7	1:34.992	+0.083
18	35	29.827	8	38	42.692	8	38	22.946	7	8	David Thorburn	1:35.663	7	1:35.663	+0.000
19	38	30.269	3	8	42.699	7	8	23.165	7	38	Hugh Price	1:36.306	8	1:35.907	+0.399
20	12	31.040	7	12	43.667	9	62	23.733	10	12	Drew Cameron	1:39.093	10	1:38.441	+0.652
21	62	31.381	5	62	43.916	3	12	23.734	9	62	Graham Kiddy	1:39.756	5	1:39.030	+0.726
22	41	31.483	5	41	44.346	9	21	23.885	6	41	David Mercer	1:39.943	9	1:39.839	+0.104
23	27	31.534	7	28	44.654	8	41	24.010	9	27	Glenn Eagling	1:40.923	7	1:40.544	+0.379
24	28	31.723	6	27	44.729	4	28	24.246	7	28	George Fowler	1:41.163	5	1:40.623	+0.540
25	21	31.907	9	21	45.251	10	27	24.281	7	21	Lorraine Gathercole	1:41.889	9	1:41.043	+0.846
26	44	33.057	9	44	47.814	7	44	25.374	7	34	Peter Finnigan	1:47.216	5	1:47.216	+0.000
27	34	33.512	5	34	48.284	5	34	25.420	5	44	Paul Tonkin	1:47.224	7	1:46.245	+0.979
28	32	36.119	5	32	50.479	9	32	26.510	9	32	Adam Simmonds	1:53.539	9	1:53.108	+0.431
29	75			75			75			75	Michael Scott			1:59.818	3:54.957



**Session Start: 15:32:17 - Finish: 15:48:08**  
**Weather/Track Conditions: Bright / Dry**  
**Circuit: Brands Hatch Grand Prix Circuit**  
**Track Length: 3.916 Km - 2.4330 miles**

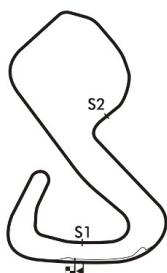


# Legends of Brands Hatch Superprix - 1 - 2 Jul 2017

## HSCC Derek Bell Trophy with Classic Formula 3 supported by MB Wheels

### Race 4 - Best Sector Speeds

	NO	SECTOR 1	MPH	NO	SECTOR 2	MPH	NO	SECTOR 3	MPH
1	65	Jamie Brashaw	122.4	54	Richard Evans	106.1	65	Jamie Brashaw	152.3
2	7	Neil Glover	121.8	65	Jamie Brashaw	103.6	30	Paul Campfield	147.0
3	5	Chris Atkinson	116.5	7	Neil Glover	102.4	7	Neil Glover	146.7
4	74	Frank Lyons	113.9	9	Frazer Gibney	101.9	5	Chris Atkinson	145.4
5	9	Frazer Gibney	113.2	22	Mark Dwyer	99.5	74	Frank Lyons	142.3
6	54	Richard Evans	112.8	88	Cameron Jackson	97.9	117	Michael Bletsoe-Brown	138.3
7	22	Mark Dwyer	110.9	5	Chris Atkinson	96.8	9	Frazer Gibney	136.8
8	117	Michael Bletsoe-Brown	110.7	1	Martyn Donn	96.7	22	Mark Dwyer	136.8
9	30	Paul Campfield	109.0	17	Keith White	95.5	54	Richard Evans	135.7
10	93	Rudolf Ernst	107.9	74	Frank Lyons	94.8	93	Rudolf Ernst	130.0
11	42	Mark Charteris	107.7	42	Mark Charteris	94.4	42	Mark Charteris	127.3
12	1	Martyn Donn	106.7	55	Maxim Bartell	94.4	1	Martyn Donn	126.6
13	55	Maxim Bartell	103.1	117	Michael Bletsoe-Brown	94.0	55	Maxim Bartell	125.1
14	17	Keith White	103.0	8	David Thorburn	93.5	88	Cameron Jackson	124.7
15	20	Gaius Ghinn	103.0	35	Marc Mercer	92.5	21	Lorraine Gathercole	124.5
16	88	Cameron Jackson	102.6	93	Rudolf Ernst	92.3	20	Gaius Ghinn	123.8
17	8	David Thorburn	100.6	20	Gaius Ghinn	91.6	62	Graham Kiddy	123.1
18	62	Graham Kiddy	100.3	38	Hugh Price	91.0	17	Keith White	122.4
19	38	Hugh Price	99.5	30	Paul Campfield	90.1	38	Hugh Price	122.4
20	35	Marc Mercer	97.0	28	George Fowler	89.8	8	David Thorburn	120.2
21	41	David Mercer	96.6	27	Glenn Eagling	89.1	35	Marc Mercer	117.1
22	28	George Fowler	96.2	41	David Mercer	88.6	28	George Fowler	116.7
23	21	Lorraine Gathercole	95.8	21	Lorraine Gathercole	86.7	41	David Mercer	116.7
24	12	Drew Cameron	95.5	12	Drew Cameron	85.6	12	Drew Cameron	116.5
25	27	Glenn Eagling	93.6	62	Graham Kiddy	85.0	27	Glenn Eagling	112.4
26	44	Paul Tonkin	92.5	34	Peter Finnigan	81.1	34	Peter Finnigan	111.8
27	34	Peter Finnigan	90.3	44	Paul Tonkin	77.8	44	Paul Tonkin	110.9
28	32	Adam Simmonds	87.7	32	Adam Simmonds	74.6	32	Adam Simmonds	109.1
29	75	Michael Scott	86.2	75	Michael Scott	66.3	75	Michael Scott	102.3



**Session Start: 15:32:17 - Finish: 15:48:08**  
**Weather/Track Conditions: Bright / Dry**  
**Circuit: Brands Hatch Grand Prix Circuit**  
**Track Length: 3.916 Km - 2.4330 miles**



# Legends of Brands Hatch Superprix - 1 - 2 Jul 2017

## HSCC Derek Bell Trophy with Classic Formula 3 supported by MB Wheels

### Race 4 - Lap Chart

Lap 1			Lap 2			Lap 3			Lap 4			Lap 5			Lap 6		
NO	Behind	Laptime	NO	Behind	Laptime	NO	Behind	Laptime	NO	Behind	Laptime	NO	Behind	Laptime	NO	Behind	Laptime
65		1:29.863	65		1:27.225	65		1:26.236	65		1:27.139	65		1:27.772	65		1:27.169
54	1.801	1:31.664	54	1.414	1:26.838	54	1.544	1:26.366	54	1.046	1:26.641	54	1.950	1:28.676	54	2.211	1:27.430
22	4.884	1:34.747	22	5.480	1:27.821	30	17.972	1:33.337	32	1 LAP	1:56.959	41	2 LAPS	1:43.328	27	1 LAP	1:41.529
30	7.595	1:37.458	30	10.871	1:30.501	74	21.132	1:33.503	30	24.384	1:33.551	34	1 LAP	1:48.290	21	1 LAP	1:43.093
5	8.138	1:38.001	5	13.588	1:32.675	5	21.704	1:34.352	74	25.713	1:31.720	44	1 LAP	1:48.886	41	2 LAPS	1:41.745
74	8.573	1:38.436	74	13.865	1:32.517	9	22.898	1:34.595	7	25.894	1:30.016	30	28.461	1:31.849	7	29.878	1:28.460
9	9.388	1:39.251	9	14.539	1:32.376	7	23.017	1:31.428	5	27.413	1:32.848	7	28.587	1:30.465	34	1 LAP	1:47.216
42	10.311	1:40.174	42	15.781	1:32.695	117	23.428	1:33.622	9	28.182	1:32.423	74	29.724	1:31.783	44	1 LAP	1:47.693
117	10.446	1:40.309	117	16.042	1:32.821	42	24.556	1:35.011	117	28.637	1:32.348	9	32.950	1:32.540	30	32.916	1:31.624
1	11.069	1:40.932	1	16.969	1:33.125	1	24.651	1:33.918	42	29.902	1:32.485	5	33.849	1:34.208	74	34.085	1:31.530
55	11.328	1:41.191	7	17.825	1:28.966	55	25.743	1:33.776	1	30.548	1:33.036	117	34.174	1:33.309	9	36.162	1:30.381
17	13.167	1:43.030	55	18.203	1:34.100	17	28.455	1:33.957	55	32.192	1:33.588	42	35.310	1:33.180	117	38.993	1:31.988
20	13.776	1:43.639	17	20.734	1:34.792	20	29.207	1:34.219	17	35.534	1:34.218	1	35.666	1:32.890	5	40.522	1:33.842
35	14.770	1:44.633	20	21.224	1:34.673	88	32.651	1:34.397	20	36.112	1:34.044	55	37.880	1:33.460	42	41.670	1:33.529
88	15.574	1:45.437	35	23.873	1:36.328	35	34.001	1:36.364	88	39.579	1:34.067	17	43.148	1:35.386	1	41.956	1:33.459
38	15.751	1:45.614	88	24.490	1:36.141	38	36.072	1:36.320	35	42.459	1:35.597	20	43.463	1:35.123	55	43.988	1:33.277
7	16.084	1:45.947	38	25.988	1:37.462	8	38.397	1:37.490	38	45.921	1:36.988	88	45.203	1:33.396	17	49.574	1:33.595
8	16.750	1:46.613	8	27.143	1:37.618	93	39.739	1:38.340	8	49.411	1:38.153	32	1 LAP	1:59.213	20	50.102	1:33.808
93	17.628	1:47.491	93	27.635	1:37.232	62	48.494	1:39.839	93	49.897	1:37.297	35	52.196	1:37.509	88	51.044	1:33.010
28	19.827	1:49.690	28	34.712	1:42.110	28	51.347	1:42.871	62	1:01.207	1:39.852	38	55.519	1:37.370	35	1:00.929	1:35.902
27	20.430	1:50.293	62	34.891	1:41.237	12	52.032	1:40.564	28	1:05.566	1:41.358	8	58.777	1:37.138	38	1:05.882	1:37.532
62	20.879	1:50.742	27	35.627	1:42.422	27	1:02.554	1:53.163	12	1:06.238	1:41.345	93	59.071	1:36.946	8	1:09.467	1:37.859
12	24.330	1:54.193	12	37.704	1:40.599	21	1:05.034	1:45.261	27	1:16.731	1:41.316	62	1:13.191	1:39.756	93	1:11.432	1:39.530
21	27.076	1:56.939	21	46.009	1:46.158	41	1 LAP	1:50.622	21	1:21.698	1:43.803	28	1:18.957	1:41.163	32	1 LAP	1:55.336
34	30.454	2:00.317	41	1 LAP	3:46.928	34	1:17.016	1:49.945				12	1:19.069	1:40.603	62	1:26.390	1:40.368
44	31.955	2:01.818	34	53.307	1:50.078	44	1:17.665	1:49.561									
32	44.829	2:14.692	44	54.340	1:49.610												
			32	1:14.207	1:56.603												

**Session Start: 15:32:17 - Finish: 15:48:08**  
**Weather/Track Conditions Bright / Dry**  
**Circuit: Brands Hatch Grand Prix Circuit**  
**Track Length: 3.916 Km - 2.4330 miles**



# Legends of Brands Hatch Superprix - 1 - 2 Jul 2017

## HSCC Derek Bell Trophy with Classic Formula 3 supported by MB Wheels

### Race 4 - Lap Chart

Lap 7			Lap 8			Lap 9			Lap 10			Lap 11		
NO	Behind	Laptime	NO	Behind	Laptime	NO	Behind	Laptime	NO	Behind	Laptime	NO	Behind	Laptime
65		1:26.895	65		1:27.068	65		1:26.106	65		1:27.551	65		1:26.544
54	1.610	1:26.294	54	1.227	1:26.685	93	1 LAP	1:34.282	35	1 LAP	1:36.773	54	4.670	1:26.196
12	1 LAP	1:41.320	62	1 LAP	1:41.553	54	1.136	1:26.015	54	5.018	1:31.433	35	1 LAP	1:36.247
28	1 LAP	1:42.744	12	1 LAP	1:39.337	8	1 LAP	1:36.583	38	1 LAP	1:39.721	38	1 LAP	1:36.789
27	1 LAP	1:41.271	32	2 LAPS	1:55.886	62	1 LAP	1:41.090	93	1 LAP	1:39.926	93	1 LAP	1:34.891
21	1 LAP	1:43.176	28	1 LAP	1:41.482	12	1 LAP	1:39.465	8	1 LAP	1:39.433	8	1 LAP	1:36.203
7	31.043	1:28.060	27	1 LAP	1:40.923	7	34.847	1:28.784	44	2 LAPS	1:51.877	44	2 LAPS	1:48.013
41	2 LAPS	1:41.098	7	32.169	1:28.194	28	1 LAP	1:41.283	34	2 LAPS	1:50.675	7	39.400	1:29.423
30	37.389	1:31.368	21	1 LAP	1:42.411	27	1 LAP	1:42.776	7	36.521	1:29.225	34	2 LAPS	1:49.223
74	38.070	1:30.880	30	42.974	1:32.653	32	2 LAPS	1:55.496	62	1 LAP	1:41.449	62	1 LAP	1:39.970
9	41.090	1:31.823	74	43.387	1:32.385	30	49.769	1:32.901	12	1 LAP	1:39.828	12	1 LAP	1:39.093
117	43.922	1:31.824	9	45.425	1:31.403	74	50.275	1:32.994	28	1 LAP	1:43.017	30	1:00.086	1:31.634
5	45.282	1:31.655	41	2 LAPS	1:42.900	9	51.043	1:31.724	30	54.996	1:32.778	74	1:00.894	1:31.771
42	47.578	1:32.803	117	47.682	1:30.828	117	53.223	1:31.647	74	55.667	1:32.943	9	1:01.423	1:31.695
1	48.200	1:33.139	5	49.759	1:31.545	5	55.842	1:32.189	9	56.272	1:32.780	117	1:02.783	1:32.182
55	51.206	1:34.113	42	52.092	1:31.582	42	58.684	1:32.698	117	57.145	1:31.473	5	1:04.818	1:31.628
44	1 LAP	1:51.245	1	52.920	1:31.788	1	59.871	1:33.057	5	59.734	1:31.443	42	1:07.315	1:31.512
17	56.630	1:33.951	55	57.805	1:33.667	21	1 LAP	1:45.816	42	1:02.347	1:31.214	1	1:07.787	1:30.674
20	57.353	1:34.146	20	1:03.726	1:33.441	41	2 LAPS	1:42.664	1	1:03.657	1:31.337	28	1 LAP	1:48.647
88	58.188	1:34.039	88	1:05.116	1:33.996	55	1:05.203	1:33.504	27	1 LAP	1:43.437	55	1:19.051	1:33.232
34	1 LAP	1:55.838	17	1:06.300	1:36.738	20	1:10.862	1:33.242	55	1:12.363	1:34.711	27	1 LAP	1:41.631
35	1:09.109	1:35.075	44	1 LAP	1:47.224	88	1:11.687	1:32.677	21	1 LAP	1:41.889	88	1:23.245	1:32.809
38	1:15.401	1:36.414	35	1:19.790	1:37.749				32	2 LAPS	1:54.701	20	1:24.177	1:33.893
8	1:18.235	1:35.663	38	1:24.639	1:36.306				20	1:16.828	1:33.517	21	1 LAP	1:42.313
93	1:19.239	1:34.702	34	1 LAP	1:52.630				88	1:16.980	1:32.844	41	2 LAPS	1:39.943
									41	2 LAPS	1:42.385	32	2 LAPS	1:53.539

**Session Start: 15:32:17 - Finish: 15:48:08**  
**Weather/Track Conditions Bright / Dry**  
**Circuit: Brands Hatch Grand Prix Circuit**  
**Track Length: 3.916 Km - 2.4330 miles**

## Legends of Brands Hatch Superprix - 1 - 2 Jul 2017

### HSCC/TCRE Super Touring Cars

#### Race 5 - Classification

Sheet No:

POS	NO	DRIVER/S	CLASS	CLASS POS	CAR MAKE / MODEL	TIME	LAPS	GAP	DIFF	MPH	BEST	ON
1	3	James Dodd	ST1	1	Honda Accord	20:15.897	12	-- 12 laps		86.44	1:35.821	7
2	98	John Cleland	ST1	2	Vauxhall Vectra	20:22.267	12	6.370	6.370	85.99	1:37.680	11
3	4	Jason Minshaw	ST1	3	Volvo S40	20:23.278	12	7.381	1.011	85.92	1:37.819	10
4	23	Græme Dodd	ST1	4	Honda Accord	20:48.909	12	33.012	25.631	84.15	1:39.896	3
5	17	Mark Smith	GA2	1	BMW E3 M3	21:03.204	12	47.307	14.295	83.20	1:41.032	12
6	36	Keith Butcher	ST2	1	Audi A4	21:23.490	12	1:07.593	20.286	81.88	1:42.376	7
----- NOT CLASSIFIED -----												
DNF 14		Stephen Grellet	ST1		Peugeot 406	18:12.325	10	-- 10 laps	16.896	80.18	1:44.778	9
DNF 60		Mark Wright	GA1		Ford Sierra	14:45.601	8	-- 8 laps --	2.917	79.12	1:41.437	3
DNF 67		Tony Absolom	ST2		Vauxhall Cavalier	5:48.398	3	-- 3 laps --	5.935	75.42	1:43.403	3

#### ----- FASTEST LAP SUMMARY -----

NO	DRIVER/S	CLASS	CAR MAKE / MODEL	FASTEST LAP	ON	MPH
3	James Dodd	ST1	Honda Accord	1:35.821	7	91.41
17	Mark Smith	GA2	BMW E3 M3	1:41.032	12	86.69
60	Mark Wright	GA1	Ford Sierra	1:41.437	3	86.35
36	Keith Butcher	ST2	Audi A4	1:42.376	7	85.55

*Session Start: 15:57:52 - Finish: 16:17:32*

*Weather/Track Conditions: Cloud / Dry*

*Circuit: Brands Hatch Grand Prix Circuit*

*Track Length: 3.916 Km - 2.4330 miles*

These results are provisional until the conclusion of any judicial and technical matters.

Clerk of the Course:  <div style="text-align: right;">Julian Floyd</div>	Timekeeper:  <div style="text-align: right;">Nick Palmer</div>	Issued at:
--	--	------------

# Legends of Brands Hatch Superprix - 1 - 2 Jul 2017

## HSCC/TCRE Super Touring Cars

### Race 5 - Sector Analysis

3 James Dodd (ST1)								Honda Accord							
Lap	Sect-1	Speed	Sect-2	Speed	Sect-3	Speed	Laptime Pit	Lap	Sect-1	Speed	Sect-2	Speed	Sect-3	Speed	Laptime Pit
1		63.0	58.367	57.6	36.584	80.3	2:16.233	7	30.652	102.5	42.442	94.0	22.727	125.1	1:35.821
2	32.353	100.8	43.633	78.9	23.908	122.0	1:39.894	8	31.726	99.2	43.358	82.2	23.369	113.5	1:38.453
3	31.907	99.8	42.563	92.7	22.935	125.1	1:37.405	9	32.286	97.7	44.096	83.9	23.578	119.0	1:39.960
4	31.453	96.9	44.488	83.2	23.848	114.5	1:39.789	10	31.111	97.4	44.243	83.3	23.291	121.5	1:38.645
5	31.880	95.5	43.675	84.5	23.082	125.4	1:38.637	11	31.490	98.9	42.949	94.0	23.137	122.9	1:37.576
6	31.088	101.7	42.200	90.6	22.905	125.1	1:36.193	12	31.045	99.2	43.175	89.5	23.071	117.1	1:37.291

4 Jason Minshaw (ST1)								Volvo S40							
Lap	Sect-1	Speed	Sect-2	Speed	Sect-3	Speed	Laptime Pit	Lap	Sect-1	Speed	Sect-2	Speed	Sect-3	Speed	Laptime Pit
1		56.2	56.943	66.5	35.485	83.5	2:16.466	7	31.467	100.2	43.744	83.4	23.219	126.8	1:38.430
2	33.471	98.4	44.573	85.5	23.637	125.8	1:41.681	8	31.491	100.5	43.472	83.5	23.202	126.3	1:38.165
3	31.738	98.2	44.323	80.7	23.515	126.1	1:39.576	9	31.391	101.1	43.467	82.7	23.180	124.9	1:38.038
4	31.554	102.6	44.340	84.2	23.396	126.3	1:39.290	10	31.451	101.4	43.170	87.8	23.198	125.6	1:37.819
5	31.343	100.0	43.981	87.7	23.377	126.6	1:38.701	11	31.264	102.2	43.549	84.0	23.391	126.8	1:38.204
6	31.574	99.5	43.641	82.8	23.305	126.6	1:38.520	12	31.530	102.8	43.656	83.9	23.202	126.1	1:38.388

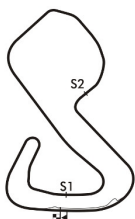
14 Stephen Grellet (ST1)								Peugeot 406							
Lap	Sect-1	Speed	Sect-2	Speed	Sect-3	Speed	Laptime Pit	Lap	Sect-1	Speed	Sect-2	Speed	Sect-3	Speed	Laptime Pit
1		67.7	57.148	52.5	31.234	88.6	2:17.530	6	33.608	93.1	47.900	77.5	25.538	120.4	1:47.046
2	35.390	91.6	48.211	83.5	24.674	122.0	1:48.275	7	33.289	97.4	47.150	78.5	24.758	120.9	1:45.197
3	33.092	96.1	47.844	78.9	25.027	120.0	1:45.963	8	33.558	94.7	47.287	80.0	24.894	121.1	1:45.739
4	32.666	96.9	48.872	76.7	24.994	120.0	1:46.532	9	32.835	96.1	47.049	79.6	24.894	120.9	1:44.778
5	33.584	92.5	48.059	79.9	24.759	121.8	1:46.402	10	32.670	97.6	47.369	78.3	24.824	121.1	1:44.863

17 Mark Smith (GA2)								BMW E3 M3							
Lap	Sect-1	Speed	Sect-2	Speed	Sect-3	Speed	Laptime Pit	Lap	Sect-1	Speed	Sect-2	Speed	Sect-3	Speed	Laptime Pit
1		56.1	57.142	63.6	33.699	81.6	2:16.813	7	32.446	97.9	44.981	85.6	24.352	122.9	1:41.779
2	34.812	94.3	46.120	85.8	24.624	121.3	1:45.556	8	32.347	98.6	44.580	86.5	24.372	122.2	1:41.299
3	32.366	98.7	45.028	81.8	24.437	122.9	1:41.831	9	32.167	97.9	44.630	87.5	24.306	122.4	1:41.103
4	32.156	94.8	47.510	87.2	24.667	122.4	1:44.333	10	32.360	97.3	44.851	83.9	24.274	123.3	1:41.485
5	32.752	96.9	45.462	87.5	24.599	122.9	1:42.813	11	32.399	98.4	45.299	88.6	24.591	122.4	1:42.289
6	32.321	97.9	45.940	85.6	24.610	122.0	1:42.871	12	32.345	99.2	44.447	90.4	24.240	120.7	1:41.032

23 Graeme Dodd (ST1)								Honda Accord							
Lap	Sect-1	Speed	Sect-2	Speed	Sect-3	Speed	Laptime Pit	Lap	Sect-1	Speed	Sect-2	Speed	Sect-3	Speed	Laptime Pit
1		54.7	57.292	69.0	34.546	80.8	2:16.564	7	32.178	97.6	44.982	86.9	24.048	124.5	1:41.208
2	33.817	97.3	44.999	84.8	24.125	124.5	1:42.941	8	31.995	100.6	44.993	88.5	23.803	124.5	1:40.791
3	31.702	99.5	44.431	88.7	23.763	125.4	1:39.896	9	32.003	99.3	44.640	89.2	24.046	124.7	1:40.689
4	32.025	100.2	44.762	86.2	23.704	126.1	1:40.491	10	32.305	99.3	44.912	85.3	23.958	124.5	1:41.175
5	32.135	99.0	45.770	83.9	24.049	124.7	1:41.954	11	32.109	98.6	44.698	83.5	23.890	124.9	1:40.697
6	31.912	98.6	45.294	84.6	23.936	124.5	1:41.142	12	32.385	100.3	44.919	84.9	24.057	122.9	1:41.361

36 Keith Butcher (ST2)								Audi A4							
Lap	Sect-1	Speed	Sect-2	Speed	Sect-3	Speed	Laptime Pit	Lap	Sect-1	Speed	Sect-2	Speed	Sect-3	Speed	Laptime Pit
1		57.5	57.296	55.9	32.322	84.0	2:17.033	7	31.877	99.9	46.091	87.2	24.408	120.4	1:42.376
2	34.755	93.5	47.347	87.3	24.309	121.1	1:46.411	8	32.474	97.9	47.092	85.3	24.872	120.4	1:44.438
3	32.080	97.2	45.877	83.6	24.696	120.7	1:42.653	9	32.928	95.0	47.300	83.8	25.056	119.6	1:45.284
4	31.794	97.7	47.818	82.0	25.488	120.0	1:45.100	10	33.506	95.5	47.291	85.3	25.054	119.2	1:45.851
5	31.981	98.3	46.668	88.7	24.442	119.0	1:43.091	11	32.611	95.5	46.652	87.0	24.573	119.8	1:43.836
6	32.250	98.4	46.565	84.2	24.377	120.0	1:43.192	12	32.796	96.2	46.900	86.8	24.529	116.5	1:44.225

60 Mark Wright (GA1)								Ford Sierra							
Lap	Sect-1	Speed	Sect-2	Speed	Sect-3	Speed	Laptime Pit	Lap	Sect-1	Speed	Sect-2	Speed	Sect-3	Speed	Laptime Pit
1		60.0	57.478	54.4	32.762	84.0	2:16.775	5	35.323	87.9	48.606	73.8	25.426	101.6	1:49.355
2	34.479	100.0	45.479	84.7	24.293	131.2	1:44.251	6	36.216	91.4	48.189	72.7	26.066	112.4	1:50.471
3	32.170	98.3	45.214	81.1	24.053	132.3	1:41.437	7	35.797	91.5	48.234	72.3	24.478	118.3	1:48.509
4	33.481	92.6	49.479	74.6	26.121	120.2	1:49.081	8	34.419	90.0	46.982	79.6	24.321	121.8	1:45.722



**Session Start: 15:57:52 - Finish: 16:17:32**  
**Weather/Track Conditions: Cloud / Dry**  
**Circuit: Brands Hatch Grand Prix Circuit**  
**Track Length: 3.916 Km - 2.4330 miles**

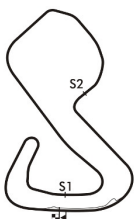
# Legends of Brands Hatch Superprix - 1 - 2 Jul 2017

## HSCC/TCRE Super Touring Cars

### Race 5 - Sector Analysis

67 Tony Absolom (ST2)								Vauxhall Cavalier							
Lap	Sect-1	Speed	Sect-2	Speed	Sect-3	Speed	Laptime Pit	Lap	Sect-1	Speed	Sect-2	Speed	Sect-3	Speed	Laptime Pit
1		57.9	57.393	55.4	31.812	85.3	2:17.015	3	32.477	96.1	46.596	84.9	24.330	119.6	1:43.403
2	35.292	94.4	47.932	84.3	24.756	119.0	1:47.980	4							

98 John Cleland (ST1)								Vauxhall Vectra							
Lap	Sect-1	Speed	Sect-2	Speed	Sect-3	Speed	Laptime Pit	Lap	Sect-1	Speed	Sect-2	Speed	Sect-3	Speed	Laptime Pit
1		63.6	57.026	61.0	36.203	80.3	2:16.268	7	31.145	101.6	43.471	92.5	23.748	123.5	1:38.364
2	33.152	99.6	44.588	90.5	23.948	123.8	1:41.688	8	31.020	101.6	43.307	90.5	23.621	121.5	1:37.948
3	31.346	100.5	44.377	90.9	23.890	124.2	1:39.613	9	31.020	101.7	43.608	92.6	23.345	124.2	1:37.973
4	31.306	100.9	43.943	89.8	23.802	123.8	1:39.051	10	30.875	101.3	43.513	94.1	23.398	124.7	1:37.786
5	31.347	100.2	43.862	92.7	23.739	124.2	1:38.948	11	31.036	101.7	43.184	93.2	23.460	124.5	1:37.680
6	31.407	99.8	43.473	90.9	23.397	124.2	1:38.277	12	31.742	101.1	43.433	94.4	23.496	124.7	1:38.671

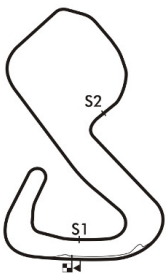


# Legends of Brands Hatch Superprix - 1 - 2 Jul 2017

## HSCC/TCRE Super Touring Cars

### Race 5 - Best Sector Times

	SECTOR 1			SECTOR 2			SECTOR 3			IDEAL / BEST LAP COMPARISON					
	NO	TIME	LAP	NO	TIME	LAP	NO	TIME	LAP	NO	NAME	BEST	IN	IDEAL	DIFF
1	3	30.652	7	3	42.200	6	3	22.727	7	3	James Dodd	1:35.821	7	1:35.579	+0.242
2	98	30.875	10	4	43.170	10	4	23.180	9	98	John Cleland	1:37.680	11	1:37.404	+0.276
3	4	31.264	11	98	43.184	11	98	23.345	9	4	Jason Minshaw	1:37.819	10	1:37.614	+0.205
4	23	31.702	3	23	44.431	3	23	23.704	4	23	Graeme Dodd	1:39.896	3	1:39.837	+0.059
5	36	31.794	4	17	44.447	12	60	24.053	3	17	Mark Smith	1:41.032	12	1:40.843	+0.189
6	17	32.156	4	60	45.214	3	17	24.240	12	60	Mark Wright	1:41.437	3	1:41.437	+0.000
7	60	32.170	3	36	45.877	3	36	24.309	2	36	Keith Butcher	1:42.376	7	1:41.980	+0.396
8	67	32.477	3	67	46.596	3	67	24.330	3	67	Tony Absolom	1:43.403	3	1:43.403	+0.000
9	14	32.666	4	14	47.049	9	14	24.674	2	14	Stephen Grellet	1:44.778	9	1:44.389	+0.389



**Session Start: 15:57:52 - Finish: 16:17:32**  
**Weather/Track Conditions: Cloud / Dry**  
**Circuit: Brands Hatch Grand Prix Circuit**  
**Track Length: 3.916 Km - 2.4330 miles**

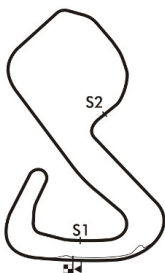


# Legends of Brands Hatch Superprix - 1 - 2 Jul 2017

## HSCC/TCRE Super Touring Cars

### Race 5 - Best Sector Speeds

	NO	SECTOR 1	MPH	NO	SECTOR 2	MPH	NO	SECTOR 3	MPH
1	4	Jason Minshaw	102.8	98	John Cleland	94.4	60	Mark Wright	132.3
2	3	James Dodd	102.5	3	James Dodd	94.0	4	Jason Minshaw	126.8
3	98	John Cleland	101.7	17	Mark Smith	90.4	23	Graeme Dodd	126.1
4	23	Graeme Dodd	100.6	23	Graeme Dodd	89.2	3	James Dodd	125.4
5	60	Mark Wright	100.0	36	Keith Butcher	88.7	98	John Cleland	124.7
6	36	Keith Butcher	99.9	4	Jason Minshaw	87.8	17	Mark Smith	123.3
7	17	Mark Smith	99.2	67	Tony Absolom	84.9	14	Stephen Grellet	122.0
8	14	Stephen Grellet	97.6	60	Mark Wright	84.7	36	Keith Butcher	121.1
9	67	Tony Absolom	96.1	14	Stephen Grellet	83.5	67	Tony Absolom	119.6



**Session Start: 15:57:52 - Finish: 16:17:32**  
**Weather/Track Conditions: Cloud / Dry**  
**Circuit: Brands Hatch Grand Prix Circuit**  
**Track Length: 3.916 Km - 2.4330 miles**

# Legends of Brands Hatch Superprix - 1 - 2 Jul 2017

## HSCC/TCRE Super Touring Cars

### Race 5 - Lap Chart

Lap 1			Lap 2			Lap 3			Lap 4			Lap 5			Lap 6		
NO	Behind	Laptime	NO	Behind	Laptime	NO	Behind	Laptime	NO	Behind	Laptime	NO	Behind	Laptime	NO	Behind	Laptime
3		2:16.233	3		1:39.894	3		1:37.405	3		1:39.789	3		1:38.637	3		1:36.193
98	0.035	2:16.268	98	1.829	1:41.688	98	4.037	1:39.613	98	3.299	1:39.051	98	3.610	1:38.948	98	5.694	1:38.277
4	0.233	2:16.466	4	2.020	1:41.681	4	4.191	1:39.576	4	3.692	1:39.290	4	3.756	1:38.701	4	6.083	1:38.520
23	0.331	2:16.564	23	3.378	1:42.941	23	5.869	1:39.896	23	6.571	1:40.491	23	9.888	1:41.954	23	14.837	1:41.142
60	0.542	2:16.775	60	4.899	1:44.251	60	8.931	1:41.437	17	15.212	1:44.333	17	19.388	1:42.813	17	26.066	1:42.871
17	0.580	2:16.813	17	6.242	1:45.556	17	10.668	1:41.831	36	17.876	1:45.100	36	22.330	1:43.091	36	29.329	1:43.192
67	0.782	2:17.015	36	7.317	1:46.411	36	12.565	1:42.653	60	18.223	1:49.081	60	28.941	1:49.355	60	43.219	1:50.471
36	0.800	2:17.033	67	8.868	1:47.980	67	14.866	1:43.403	14	24.979	1:46.532	14	32.744	1:46.402	14	43.597	1:47.046
14	1.297	2:17.530	14	9.678	1:48.275	14	18.236	1:45.963									

**Session Start: 15:57:52 - Finish: 16:17:32**  
**Weather/Track Conditions: Cloud / Dry**  
**Circuit: Brands Hatch Grand Prix Circuit**  
**Track Length: 3.916 Km - 2.4330 miles**

# Legends of Brands Hatch Superprix - 1 - 2 Jul 2017

## HSCC/TCRE Super Touring Cars

### Race 5 - Lap Chart

Lap 7			Lap 8			Lap 9			Lap 10			Lap 11			Lap 12		
NO	Behind	Laptime	NO	Behind	Laptime	NO	Behind	Laptime	NO	Behind	Laptime	NO	Behind	Laptime	NO	Behind	Laptime
3		1:35.821	3		1:38.453	3		1:39.960	3		1:38.645	3		1:37.576	3		1:37.291
98	8.237	1:38.364	98	7.732	1:37.948	98	5.745	1:37.973	98	4.886	1:37.786	98	4.990	1:37.680	98	6.370	1:38.671
4	8.692	1:38.430	4	8.404	1:38.165	4	6.482	1:38.038	4	5.656	1:37.819	4	6.284	1:38.204	4	7.381	1:38.388
23	20.224	1:41.208	23	22.562	1:40.791	23	23.291	1:40.689	23	25.821	1:41.175	23	28.942	1:40.697	23	33.012	1:41.361
17	32.024	1:41.779	17	34.870	1:41.299	17	36.013	1:41.103	17	38.853	1:41.485	17	43.566	1:42.289	17	47.307	1:41.032
36	35.884	1:42.376	36	41.869	1:44.438	36	47.193	1:45.284	36	54.399	1:45.851	36	1:00.659	1:43.836	36	1:07.593	1:44.225
14	52.973	1:45.197	14	1:00.259	1:45.739	14	1:05.077	1:44.778	14	1:11.295	1:44.863						
60	55.907	1:48.509	60	1:03.176	1:45.722												

**Session Start: 15:57:52 - Finish: 16:17:32**  
**Weather/Track Conditions: Cloud / Dry**  
**Circuit: Brands Hatch Grand Prix Circuit**  
**Track Length: 3.916 Km - 2.4330 miles**



## Legends of Brands Hatch Superprix - 1 - 2 Jul 2017

### HSCC Jaguar Classic Challenge

#### Race 6 - Classification

Sheet No:

POS	NO	DRIVER/S	CLASS	CLASS POS	CAR MAKE / MODEL	TIME	LAPS	GAP	DIFF	MPH	BEST	ON
1	21	Dodd G-Dodd J	E	1	Jaguar E-type	41:23.180	22	-- 22 laps		77.60	1:44.851	16
2	72	Jam ie Boot	E	2	Jaguar E-type	42:08.356	22	45.176	45.176	76.21	1:49.150	11
3	22	Costas Michael	F	1	Jaguar E-type semi	43:13.644	22	1:50.464	1:05.288	74.29	1:50.563	14
4	39	Mark Russell	F	2	Jaguar E-type	41:23.197	21	-- 21 laps	4.182	74.07	1:50.449	18
5	145	Short-Riley	E	3	Jaguar E-type	41:23.542	21	0.345	0.345	74.06	1:45.228	4
6	11	Robert Farrell	F	3	Jaguar E-type	41:50.354	21	27.157	26.812	73.27	1:52.154	15
7	4	Tim Mogridge	F	4	Jaguar E-type	41:57.890	21	34.693	7.536	73.05	1:50.532	20
8	66	Chris Milner	D	1	Jaguar E-type	42:05.053	21	41.856	7.163	72.84	1:50.327	12
9	25	John Burton	D	2	Jaguar E-type	42:33.763	21	1:10.566	28.710	72.02	1:53.587	18
10	32	Skipworth-Dean	D	3	Jaguar E-type	42:54.052	21	1:30.855	20.289	71.45	1:53.056	14
11	82	Bob Binfield	D	4	Jaguar E-type	42:57.468	21	1:34.271	3.416	71.36	1:54.335	20
12	133	Paul Kennelly	A	1	Jaguar XK150S	43:22.491	21	1:59.294	25.023	70.67	1:56.866	10
13	68	Marc Gordon	A	2	Jaguar XK150	41:24.833	20	-- 20 laps	2.518	70.49	1:57.341	14
14	23	Roger Cope	B	1	Jaguar Mk1 Saloon	41:51.862	20	27.029	27.029	69.74	1:58.021	14
15	9	Eastick-Jones	C	1	Jaguar D-type	42:22.968	20	58.135	31.106	68.89	1:52.028	11
16	150	Keith-Lucas Cl-Keith-Lucas Ch	A	3	Jaguar XK150	41:26.307	19	-- 19 laps	1:01.293	66.93	2:01.119	15
17	123	Love A-Love G	A	4	Jaguar XK150	41:33.170	19	6.863	6.863	66.75	1:58.135	11
18	130	Woodbridge-Rowley	A	5	Jaguar XK120	42:10.230	18	-- 18 laps	2:41.266	62.30	2:04.210	13

----- NOT CLASSIFIED -----

DNF 52	Robert Oldershaw	E	Jaguar E-type	29:36.330	15	-- 15 laps		73.96	1:45.207	4
DNF 55	Melling-Minshaw	D	Jaguar E-type	28:54.309	14	-- 14 laps	1:36.462	70.70	1:49.935	11
DNF 10	Simon Butler	E	Jaguar E-type	26:59.887	13	-- 13 laps		70.29	1:50.086	3
DNF 15	Paul Castaldini	E	Jaguar E-type	25:37.295	9	-- 9 laps --	6:01.991	51.28	1:51.147	5
DNF 14	Sam Thomas	E	Jaguar E-type	9:23.480	5	-- 5 laps --		77.71	1:50.305	5

----- FASTEST LAP SUMMARY -----

NO	DRIVER/S	CLASS	CAR MAKE / MODEL	FASTEST LAP	ON	MPH
21	Dodd G-Dodd J	E	Jaguar E-type	1:44.851	16	83.54
55	Melling-Minshaw	D	Jaquar E-type	1:49.935	11	79.67
39	Mark Russell	F	Jaquar E-type	1:50.449	18	79.30
9	Eastick-Jones	C	Jaguar D-type	1:52.028	11	78.18
133	Paul Kennelly	A	Jaquar XK150S	1:56.866	10	74.95
23	Roger Cope	B	Jaquar Mk1 Saloon	1:58.021	14	74.21

Session Start: 16:30:24 - Finish: 17:11:47

Weather/Track Conditions: Cloud / Dry

Circuit: Brands Hatch Grand Prix Circuit

Track Length: 3.916 Km - 2.4330 miles

These results are provisional until the conclusion of any judicial and technical matters.

Clerk of the Course:

Julian Floyd

Timekeeper:

Nick Palmer

Issued at:

# Legends of Brands Hatch Superprix - 1 - 2 Jul 2017

## HSCC Jaguar Classic Challenge

### Race 6 - Sector Analysis

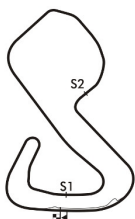
4 Tim Mogridge (F)								Jaguar E-type							
lap	Sect-1	Speed	Sect-2	Speed	Sect-3	Speed	Laptime Pit	lap	Sect-1	Speed	Sect-2	Speed	Sect-3	Speed	Laptime Pit
1		77.1	51.158	74.1	26.358	115.3	1:59.643	12	34.860	88.1	50.162	76.6	26.450	115.9	1:51.472
2	35.190	86.8	51.500	77.8	26.182	115.9	1:52.872	13	35.008	82.5	49.592	78.4	26.239	115.5	1:50.839
3	35.370	89.8	51.726	71.2	26.669	116.9	1:53.765	14	35.021	83.3	50.362	77.7	26.703	115.3	1:52.086
4	35.488	83.1	50.137	73.1	26.355	116.1	1:51.980	15	35.067	89.2	50.550	74.9	26.272	114.5	1:51.889
5	34.996	86.5	51.067	70.5	26.472	116.7	1:52.535	16	34.960	89.5	50.002	75.9	26.544	114.1	1:51.506
6	35.113	87.7	51.067	77.1	26.360	116.5	1:52.540	17	35.182	84.7	51.482	72.6	26.672	112.2	1:53.336
7	35.224	78.3	50.819	70.5	In		3:28.002 P	18	34.923	86.0	50.258	77.3	26.871	112.4	1:52.052
8	Out	74.3	1:01.056	49.0	37.519	68.5	2:18.241	19	35.505	78.0	50.873	70.4	26.589	112.6	1:52.967
9	44.378	64.0	1:05.818	48.7	36.079	108.8	2:26.275	20	34.737	83.4	49.418	76.8	26.377	113.2	1:50.532
10	35.829	86.1	50.079	76.2	26.298	114.9	1:52.206	21	35.192	85.0	49.756	76.2	26.584	109.7	1:51.532
11	35.124	89.1	49.898	73.4	26.598	115.3	1:51.620	22							

9 Eastick-Jones (C)								Jaguar D-type							
lap	Sect-1	Speed	Sect-2	Speed	Sect-3	Speed	Laptime Pit	lap	Sect-1	Speed	Sect-2	Speed	Sect-3	Speed	Laptime Pit
1		77.8	51.241	72.4	26.860	118.1	2:03.783	11	35.794	86.4	50.040	79.1	26.194	119.4	1:52.028
2	35.958	84.0	50.659	73.1	26.856	116.9	1:53.473	12	35.255	88.0	50.807	74.5	In		3:07.982 P
3	35.957	85.1	50.498	74.6	26.654	115.3	1:53.109	13	Out	75.7	54.657	69.5	29.295	94.8	2:06.923
4	35.935	84.6	50.256	75.3	26.725	114.5	1:52.916	14	37.495	80.9	53.711	70.3	29.087	97.2	2:00.293
5	36.451	82.6	50.765	73.3	26.959	112.8	1:54.175	15	36.948	80.9	52.503	74.8	27.894	102.8	1:57.345
6	36.231	83.2	51.731	73.2	27.121	115.9	1:55.083	16	37.562	82.6	51.917	74.5	27.372	107.0	1:56.851
7	36.039	78.3	51.012	68.2	In		3:23.271 P	17	36.669	86.2	51.957	74.6	27.540	103.9	1:56.166
8	Out	85.1	57.332	54.9	36.945	60.7	2:15.066	18	36.626	85.4	52.814	73.4	27.798	106.0	1:57.238
9	44.357	66.1	1:05.653	47.0	36.547	117.5	2:26.557	19	36.806	83.0	52.662	70.8	28.828	97.3	1:58.296
10	34.864	86.5	51.711	73.4	27.884	118.1	1:54.459	20	37.066	83.6	52.969	73.7	27.919	99.5	1:57.954

10 Simon Butler (E)								Jaguar E-type							
lap	Sect-1	Speed	Sect-2	Speed	Sect-3	Speed	Laptime Pit	lap	Sect-1	Speed	Sect-2	Speed	Sect-3	Speed	Laptime Pit
1		83.3	50.096	73.4	26.577	113.5	1:58.594	8	41.165	56.9	1:05.236	51.0	37.448	69.3	2:23.849
2	35.290	84.7	50.270	71.6	26.277	115.9	1:51.837	9	44.614	64.3	1:05.605	50.1	36.243	115.1	2:26.462
3	35.088	85.9	48.857	71.4	26.141	114.7	1:50.086	10	34.649	89.1	49.459	73.0	26.345	113.9	1:50.453
4	35.191	87.8	49.954	68.6	26.546	115.5	1:51.691	11	35.241	83.4	48.771	73.9	26.652	112.6	1:50.664
5	34.991	86.7	49.790	75.6	26.838	114.5	1:51.619	12	34.789	84.0	49.468	69.6	27.124	113.0	1:51.381
6	35.298	84.1	50.715	73.9	In		3:18.395 P	13	35.430	84.7	49.882	73.4	26.773	113.3	1:52.085
7	Out	82.1	52.315	58.3	31.770	103.0	2:02.771	14							

11 Robert Farrell (F)								Jaguar E-type							
lap	Sect-1	Speed	Sect-2	Speed	Sect-3	Speed	Laptime Pit	lap	Sect-1	Speed	Sect-2	Speed	Sect-3	Speed	Laptime Pit
1		78.0	52.238	72.7	26.855	115.5	2:05.322	12	36.091	88.1	50.156	73.8	26.686	115.1	1:52.933
2	36.269	81.9	49.667	74.2	26.865	113.7	1:52.801	13	36.302	87.6	49.945	78.1	26.421	115.5	1:52.668
3	36.625	87.0	51.208	73.8	26.496	115.1	1:54.329	14	36.507	86.9	49.559	76.9	26.370	114.1	1:52.436
4	36.549	86.0	50.157	75.4	26.448	114.5	1:53.154	15	36.070	86.3	49.628	75.5	26.456	115.3	1:52.154
5	36.290	85.6	50.112	72.0	26.920	113.9	1:53.322	16	35.431	87.1	50.025	79.8	27.175	114.3	1:52.631
6	36.634	84.8	50.864	74.6	26.901	115.3	1:54.399	17	36.122	87.0	52.622	74.6	27.647	114.1	1:56.391
7	36.573	84.9	51.118	69.0	29.930	97.4	1:57.621	18	36.620	81.0	52.685	75.8	28.359	110.0	1:57.664
8	38.727	75.1	53.484	74.2	29.553	95.0	2:01.764	19	36.748	84.4	52.231	73.1	27.495	114.1	1:56.474
9	39.577	75.6	57.203	69.9	In		3:22.640 P	20	36.197	83.9	51.644	75.3	27.654	113.7	1:55.495
10	Out	73.7	51.179	76.8	26.431	116.3	1:57.663	21	36.742	86.9	51.422	75.4	27.759	113.5	1:55.923
11	35.943	84.8	50.195	75.6	26.432	115.5	1:52.570	22							

14 Sam Thomas (E)								Jaguar E-type							
lap	Sect-1	Speed	Sect-2	Speed	Sect-3	Speed	Laptime Pit	lap	Sect-1	Speed	Sect-2	Speed	Sect-3	Speed	Laptime Pit
1		81.2	51.320	72.9	26.257	119.2	2:00.036	4	35.531	81.1	49.107	71.5	25.695	120.9	1:50.333
2	35.342	84.3	49.953	78.1	25.704	119.4	1:50.999	5	35.073	79.9	49.165	74.9	26.067	120.4	1:50.305
3	35.251	84.0	50.317	69.7	26.239	115.5	1:51.807	6							



**Session Start: 16:30:24 - Finish: 17:11:47**  
**Weather/Track Conditions: Cloud / Dry**  
**Circuit: Brands Hatch Grand Prix Circuit**  
**Track Length: 3.916 Km - 2.4330 miles**

# Legends of Brands Hatch Superprix - 1 - 2 Jul 2017

## HSCC Jaguar Classic Challenge

### Race 6 - Sector Analysis

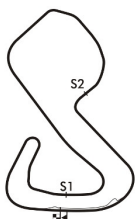
15 Paul Castaldini (E)								Jaguar E-type							
lap	Sect-1	Speed	Sect-2	Speed	Sect-3	Speed	Laptime Pit	lap	Sect-1	Speed	Sect-2	Speed	Sect-3	Speed	Laptime Pit
1		78.3	50.923	73.2	26.324	114.3	2:01.498	6	35.009	86.9	7:24.035	54.5	In		10:17.324 P
2	35.693	80.3	50.611	74.1	26.348	117.3	1:52.652	7	Out	73.4	54.321	68.3	27.890	109.1	2:06.376
3	35.055	86.5	50.885	72.0	26.696	117.5	1:52.636	8	35.521	82.1	50.004	74.1	26.350	116.5	1:51.875
4	35.407	85.0	50.317	68.1	26.277	115.7	1:52.001	9	35.199	83.4	50.066	77.6	26.521	100.6	1:51.786
5	35.309	89.4	49.809	70.3	26.029	120.9	1:51.147	10							

21 Dodd G-Dodd J (E)								Jaguar E-type							
lap	Sect-1	Speed	Sect-2	Speed	Sect-3	Speed	Laptime Pit	lap	Sect-1	Speed	Sect-2	Speed	Sect-3	Speed	Laptime Pit
1		87.1	47.403	72.4	25.136	125.4	1:53.359	12	33.555	94.3	46.604	83.2	25.126	125.1	1:45.285
2	34.468	91.5	47.353	74.3	24.855	125.8	1:46.676	13	33.619	96.3	47.282	78.4	25.092	124.2	1:45.993
3	33.690	88.7	46.638	73.5	24.882	124.9	1:45.210	14	33.877	93.8	46.597	71.8	25.022	124.7	1:45.496
4	33.547	92.4	46.812	74.3	24.969	124.7	1:45.328	15	34.064	95.1	46.987	78.3	24.790	124.2	1:45.841
5	34.103	89.8	47.173	73.8	24.942	124.5	1:46.218	16	33.621	93.0	46.385	78.6	24.845	123.8	1:44.851
6	33.658	86.9	46.607	72.9	25.016	125.8	1:45.281	17	33.453	96.3	46.667	77.9	24.975	117.5	1:45.095
7	33.810	87.9	47.078	76.9	24.846	124.0	1:45.734	18	34.139	87.8	47.571	76.4	25.250	119.6	1:46.960
8	35.891	58.1	1:06.998	59.7	In		3:34.102 P	19	34.226	85.9	48.710	79.1	25.160	118.3	1:48.096
9	Out	83.1	52.464	47.5	32.076	89.2	2:00.902	20	34.745	83.9	47.977	77.0	25.357	120.2	1:48.079
10	38.855	74.9	56.119	66.5	25.658	121.5	2:00.632	21	34.458	89.3	47.947	74.6	25.415	116.7	1:47.820
11	33.825	92.0	46.636	79.3	24.884	123.8	1:45.345	22	34.897	90.9	49.336	69.7	26.644	113.3	1:50.877

22 Costas Michael (F)								Jaguar E-type semi lightweight							
lap	Sect-1	Speed	Sect-2	Speed	Sect-3	Speed	Laptime Pit	lap	Sect-1	Speed	Sect-2	Speed	Sect-3	Speed	Laptime Pit
1		79.5	51.070	72.5	25.908	118.5	2:00.250	12	34.684	90.6	49.733	76.2	26.575	116.1	1:50.992
2	35.542	87.0	50.973	74.8	26.035	118.1	1:52.550	13	35.573	87.2	51.256	73.3	26.443	117.7	1:53.272
3	35.339	86.0	50.832	70.5	26.333	116.1	1:52.504	14	34.917	89.7	49.603	72.0	26.043	117.5	1:50.563
4	34.897	89.4	49.644	75.6	26.186	118.3	1:50.727	15	34.928	87.9	50.762	71.8	26.486	115.7	1:52.176
5	34.661	89.3	49.521	66.5	26.385	116.9	1:50.567	16	35.143	87.1	50.124	76.0	26.533	115.5	1:51.800
6	35.109	88.9	51.073	72.8	26.366	117.7	1:52.548	17	35.075	91.0	50.270	73.6	26.494	116.3	1:51.839
7	35.292	85.3	51.046	69.9	32.702	78.7	1:59.040	18	35.428	88.4	50.634	74.4	26.594	109.7	1:52.656
8	39.144	80.3	54.405	64.9	29.045	88.6	2:02.594	19	35.896	83.0	50.066	77.3	26.792	114.7	1:52.754
9	36.961	86.0	53.844	70.6	In		3:19.787 P	20	35.179	86.3	50.822	73.8	26.602	112.4	1:52.603
10	Out	70.7	57.343	71.3	26.462	116.3	2:04.649	21	36.492	85.3	50.975	71.7	26.672	113.7	1:54.139
11	35.165	87.6	49.635	71.3	26.205	117.1	1:51.005	22	36.184	75.7	52.178	75.2	26.267	110.6	1:54.629

23 Roger Cope (B)								Jaguar Mk1 Saloon							
lap	Sect-1	Speed	Sect-2	Speed	Sect-3	Speed	Laptime Pit	lap	Sect-1	Speed	Sect-2	Speed	Sect-3	Speed	Laptime Pit
1		84.6	52.676	71.4	27.465	113.2	2:07.634	11	36.955	85.4	54.172	72.7	27.694	112.8	1:58.821
2	37.172	84.0	53.080	75.9	27.915	111.5	1:58.167	12	37.032	85.7	53.328	72.2	28.172	112.2	1:58.532
3	37.931	79.9	53.868	72.4	27.862	112.0	1:59.661	13	37.469	86.7	53.715	69.8	28.175	112.0	1:59.359
4	37.243	84.1	54.055	66.0	28.241	110.0	1:59.539	14	36.988	87.2	53.108	72.4	27.925	112.2	1:58.021
5	37.584	83.3	53.170	73.9	27.611	112.4	1:58.365	15	37.180	85.8	53.553	70.8	27.784	113.0	1:58.517
6	36.911	83.4	53.388	68.4	28.052	112.6	1:58.351	16	37.169	83.6	53.682	72.0	28.139	112.2	1:58.990
7	36.865	83.5	54.204	70.1	In		3:38.331 P	17	37.478	87.4	53.006	71.9	28.170	112.2	1:58.654
8	Out	76.4	1:09.731	48.4	31.952	96.5	2:22.219	18	37.636	82.2	53.335	74.8	28.333	112.4	1:59.304
9	38.901	82.2	56.041	71.0	28.000	112.8	2:02.942	19	37.441	86.7	53.046	69.4	28.123	111.7	1:58.610
10	36.810	86.9	53.404	71.8	28.230	112.4	1:58.444	20	37.670	86.4	53.966	67.4	27.765	112.2	1:59.401

25 John Burton (D)								Jaguar E-type							
lap	Sect-1	Speed	Sect-2	Speed	Sect-3	Speed	Laptime Pit	lap	Sect-1	Speed	Sect-2	Speed	Sect-3	Speed	Laptime Pit
1		79.0	52.510	71.6	27.392	113.5	2:06.756	12	36.071	84.1	51.423	71.5	27.235	114.3	1:54.729
2	37.090	84.3	50.773	73.0	27.030	113.5	1:54.893	13	35.874	85.3	51.503	68.4	27.635	114.7	1:55.012
3	36.657	84.5	51.251	73.3	27.009	114.5	1:54.917	14	36.002	83.5	50.909	73.4	27.293	114.7	1:54.204
4	36.179	84.3	51.145	73.8	27.070	113.9	1:54.394	15	35.825	85.7	50.851	70.3	28.638	113.0	1:55.314
5	36.781	82.3	51.379	74.4	27.084	114.9	1:55.244	16	36.205	82.2	50.502	74.7	26.890	116.1	1:53.597
6	36.750	84.3	51.931	70.8	27.205	114.5	1:55.886	17	36.016	84.7	50.823	73.8	26.847	115.5	1:53.686
7	36.089	82.3	52.621	69.0	In		3:21.667 P	18	35.744	83.0	50.738	75.9	27.105	116.5	1:53.587
8	Out	84.1	53.555	59.0	37.246	62.7	2:08.727	19	37.087	85.6	50.958	76.5	27.023	115.1	1:55.068
9	44.158	57.8	1:05.684	43.8	36.528	115.3	2:26.370	20	36.035	84.4	50.881	76.2	27.352	114.3	1:54.268
10	36.036	84.2	52.365	70.0	27.363	115.5	1:55.764	21	36.288	85.6	51.438	74.3	27.576	103.0	1:55.302
11	36.031	83.4	50.965	72.0	27.382	113.7	1:54.378	22							



**Session Start: 16:30:24 - Finish: 17:11:47**  
**Weather/Track Conditions: Cloud / Dry**  
**Circuit: Brands Hatch Grand Prix Circuit**  
**Track Length: 3.916 Km - 2.4330 miles**

# Legends of Brands Hatch Superprix - 1 - 2 Jul 2017

## HSCC Jaguar Classic Challenge

### Race 6 - Sector Analysis

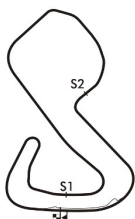
32 Skipworth-Dean (D)								Jaguar E-type							
lap	Sect-1	Speed	Sect-2	Speed	Sect-3	Speed	Laptime Pit	lap	Sect-1	Speed	Sect-2	Speed	Sect-3	Speed	Laptime Pit
1		72.9	53.594	68.1	27.321	112.8	2:08.332	12	36.306	84.1	50.890	72.1	27.260	113.7	1:54.456
2	36.923	78.8	53.132	71.2	27.387	114.9	1:57.442	13	36.400	82.4	50.367	73.5	26.793	117.7	1:53.560
3	37.087	80.7	51.845	66.7	27.409	114.5	1:56.341	14	36.067	81.9	50.203	75.5	26.786	116.5	1:53.056
4	37.396	78.4	52.497	69.1	27.286	111.7	1:57.179	15	36.122	86.9	51.289	69.9	27.084	116.7	1:54.495
5	37.166	79.9	52.523	71.7	27.431	110.6	1:57.120	16	36.545	82.5	50.367	71.2	27.063	117.3	1:53.975
6	37.375	76.4	53.661	69.0	28.211	110.9	1:59.247	17	35.878	83.9	50.799	70.8	27.642	117.1	1:54.319
7	37.347	73.6	55.638	64.4	In		3:42.277 P	18	35.615	82.6	50.487	75.7	27.039	116.5	1:53.141
8	Out	73.0	1:10.158	53.2	31.737	98.4	2:23.490	19	35.880	81.4	51.823	73.9	27.320	117.5	1:55.023
9	38.731	77.8	55.766	67.6	27.357	117.3	2:01.854	20	35.493	84.3	50.835	74.6	27.066	116.3	1:53.394
10	36.929	81.4	50.797	75.1	27.611	116.1	1:55.337	21	35.834	84.6	50.234	77.3	27.811	106.2	1:53.879
11	36.297	83.3	52.171	70.3	27.667	115.1	1:56.135	22							

39 Mark Russell (F)								Jaguar E-type							
lap	Sect-1	Speed	Sect-2	Speed	Sect-3	Speed	Laptime Pit	lap	Sect-1	Speed	Sect-2	Speed	Sect-3	Speed	Laptime Pit
1		81.2	50.997	74.1	26.043	118.5	2:00.829	12	35.398	84.3	50.542	70.5	26.474	115.7	1:52.414
2	35.663	87.7	50.833	78.0	26.016	118.3	1:52.512	13	35.415	83.5	50.390	71.0	26.469	115.7	1:52.274
3	35.063	89.7	50.765	71.4	26.548	118.1	1:52.376	14	35.443	84.7	50.447	71.3	26.444	115.9	1:52.334
4	35.461	87.7	50.382	71.4	26.161	116.7	1:52.004	15	35.481	84.1	50.209	72.7	26.451	115.5	1:52.141
5	34.998	86.9	50.575	73.2	26.472	115.9	1:52.045	16	35.686	84.6	51.009	76.4	26.043	118.3	1:52.738
6	35.708	88.5	50.771	73.2	26.416	116.3	1:52.895	17	35.130	86.0	49.279	78.1	26.223	117.1	1:50.632
7	35.473	85.3	50.837	73.9	29.593	80.2	1:55.903	18	34.997	87.2	49.226	77.6	26.226	116.1	1:50.449
8	39.190	77.2	54.434	65.6	In		3:34.038 P	19	36.073	89.2	50.144	78.4	25.921	118.7	1:52.138
9	Out	84.8	52.317	54.4	30.072	97.0	2:03.159	20	35.121	89.7	49.434	77.5	26.284	118.3	1:50.839
10	38.518	73.4	50.896	75.6	26.158	116.9	1:55.572	21	35.860	86.5	50.541	72.2	27.070	117.3	1:53.471
11	35.780	84.3	50.192	73.4	26.462	116.1	1:52.434	22							

52 Robert Oldershaw (E)								Jaguar E-type							
lap	Sect-1	Speed	Sect-2	Speed	Sect-3	Speed	Laptime Pit	lap	Sect-1	Speed	Sect-2	Speed	Sect-3	Speed	Laptime Pit
1		87.0	48.024	76.3	25.595	120.7	1:53.138	9	Out	84.5	51.302	68.3	28.937	91.2	1:56.824
2	34.227	92.0	48.426	75.6	25.205	120.9	1:47.858	10	38.821	75.1	56.014	62.4	26.868	119.6	2:01.703
3	33.815	90.5	47.362	77.2	25.334	120.2	1:46.511	11	34.304	87.8	47.292	77.3	25.313	121.3	1:46.909
4	33.142	89.2	46.890	78.4	25.175	121.3	1:45.207	12	34.203	91.6	47.621	79.1	25.437	122.0	1:47.261
5	33.578	92.1	46.947	79.6	25.188	120.9	1:45.713	13	33.858	91.7	48.904	80.7	25.425	113.3	1:48.187
6	33.585	91.7	47.136	79.3	25.335	121.3	1:46.056	14	34.405	92.6	49.056	77.2	26.642	100.8	1:50.103
7	34.130	87.3	47.363	80.2	25.481	121.8	1:46.974	15	34.884	88.2	52.144	69.2	In		2:18.483 P
8	35.554	61.2	1:05.148	59.2	In		3:35.403 P	16							

55 Melling-Minshaw (D)								Jaguar E-type							
lap	Sect-1	Speed	Sect-2	Speed	Sect-3	Speed	Laptime Pit	lap	Sect-1	Speed	Sect-2	Speed	Sect-3	Speed	Laptime Pit
1		73.6	52.625	71.6	28.345	107.6	2:06.352	8	36.294	85.0	52.352	67.4	29.616	111.3	1:58.262
2	38.197	77.5	52.436	70.6	27.898	108.9	1:58.531	9	36.820	68.8	1:04.337	49.1	36.530	115.9	2:17.687
3	37.031	79.0	52.253	70.9	27.568	110.4	1:56.852	10	35.490	87.8	49.689	74.1	26.848	117.7	1:52.027
4	37.454	79.9	52.027	75.6	27.590	112.4	1:57.071	11	34.936	89.7	48.918	76.8	26.081	117.7	1:49.935
5	37.289	77.7	52.190	75.8	27.755	108.8	1:57.234	12	34.812	85.4	49.869	77.0	26.076	117.7	1:50.757
6	37.200	74.4	53.625	70.5	In		3:26.029 P	13	35.010	88.6	49.780	77.8	26.112	117.9	1:50.902
7	Out	85.9	52.990	73.4	28.367	111.3	2:01.409	14	34.769	85.9	49.912	75.2	26.580	116.5	1:51.261

66 Chris Milner (D)								Jaguar E-type							
lap	Sect-1	Speed	Sect-2	Speed	Sect-3	Speed	Laptime Pit	lap	Sect-1	Speed	Sect-2	Speed	Sect-3	Speed	Laptime Pit
1		77.5	52.529	70.6	27.292	115.1	2:06.330	12	35.064	86.8	49.317	69.6	25.946	121.3	1:50.327
2	35.809	83.7	49.992	68.9	26.519	117.3	1:52.320	13	35.113	89.3	50.420	71.7	26.042	120.0	1:51.575
3	36.399	88.5	49.524	70.5	26.364	119.6	1:52.287	14	35.516	88.0	50.505	74.6	26.087	120.0	1:52.108
4	35.910	87.3	50.274	70.8	26.438	119.0	1:52.622	15	34.965	89.1	49.928	70.7	26.408	119.0	1:51.301
5	35.544	87.0	49.405	72.6	26.048	120.4	1:50.997	16	35.700	85.0	49.539	69.9	26.260	119.4	1:51.499
6	35.341	87.9	50.308	72.3	26.201	119.8	1:51.850	17	36.050	81.7	51.266	68.9	26.599	119.4	1:53.915
7	35.688	87.8	49.825	70.4	In		3:30.381 P	18	35.640	85.9	50.807	71.3	26.529	120.2	1:52.976
8	Out	78.0	55.970	58.0	36.994	67.3	2:14.981	19	35.495	84.7	49.672	72.6	26.348	120.2	1:51.515
9	44.409	58.7	1:05.486	43.9	36.526	117.5	2:26.421	20	35.466	85.4	50.421	70.9	26.848	114.9	1:52.735
10	35.670	84.4	50.212	77.4	26.823	120.4	1:52.705	21	35.961	83.6	50.861	68.3	27.627	108.8	1:54.449
11	36.367	89.5	49.465	71.1	25.927	121.3	1:51.759	22							



**Session Start: 16:30:24 - Finish: 17:11:47**  
**Weather/Track Conditions: Cloud / Dry**  
**Circuit: Brands Hatch Grand Prix Circuit**  
**Track Length: 3.916 Km - 2.4330 miles**

# Legends of Brands Hatch Superprix - 1 - 2 Jul 2017

## HSCC Jaguar Classic Challenge

### Race 6 - Sector Analysis

68 Marc Gordon (A)								Jaguar XK150							
lap	Sect-1	Speed	Sect-2	Speed	Sect-3	Speed	Laptime Pit	lap	Sect-1	Speed	Sect-2	Speed	Sect-3	Speed	Laptime Pit
1		72.2	53.968	68.7	28.231	109.5	2:10.368	11	36.984	82.6	52.669	70.7	28.281	109.1	1:57.934
2	36.953	81.1	52.451	72.1	28.237	108.9	1:57.641	12	37.355	80.1	52.624	73.4	28.426	107.6	1:58.405
3	37.183	81.8	53.413	70.6	28.346	108.6	1:58.942	13	37.164	82.5	53.358	69.7	28.288	108.6	1:58.810
4	36.881	82.3	53.358	66.3	28.468	109.1	1:58.707	14	36.976	83.9	52.334	72.7	28.031	108.1	1:57.341
5	37.416	81.2	53.226	71.0	27.874	109.3	1:58.516	15	36.904	82.4	52.612	71.6	28.352	108.1	1:57.868
6	37.113	74.0	53.337	67.4	28.569	108.1	1:59.019	16	37.357	75.1	52.715	71.8	28.180	107.7	1:58.252
7	36.790	80.9	54.060	68.1	In		3:26.754 P	17	37.915	76.5	54.196	71.6	28.046	109.1	2:00.157
8	Out	75.5	56.510	65.9	30.467	93.1	2:07.910	18	37.391	81.6	52.383	71.6	27.976	109.1	1:57.750
9	39.167	69.3	56.125	67.4	28.894	108.4	2:04.186	19	37.348	83.7	52.824	76.0	28.380	108.2	1:58.552
10	36.884	79.4	52.473	71.0	28.030	108.6	1:57.387	20	37.917	82.3	53.015	72.1	29.402	106.5	2:00.334

72 Jamie Boot (E)								Jaguar E-type							
lap	Sect-1	Speed	Sect-2	Speed	Sect-3	Speed	Laptime Pit	lap	Sect-1	Speed	Sect-2	Speed	Sect-3	Speed	Laptime Pit
1		80.2	49.897	71.9	26.212	113.3	1:58.905	12	34.898	89.3	48.583	75.3	25.798	119.4	1:49.279
2	35.311	84.3	49.415	72.7	26.174	120.0	1:50.900	13	34.689	85.1	49.132	74.9	26.278	115.9	1:50.099
3	34.986	88.0	48.606	77.1	25.867	120.2	1:49.459	14	35.498	86.0	48.981	76.8	26.109	117.7	1:50.588
4	34.874	88.4	49.241	75.3	26.082	120.9	1:50.197	15	35.163	88.1	48.616	74.1	26.034	120.2	1:49.813
5	35.015	90.4	48.838	76.2	25.954	123.8	1:49.807	16	35.048	86.9	48.777	75.4	26.157	122.4	1:49.982
6	34.884	88.2	49.091	73.9	26.126	118.5	1:50.101	17	34.914	87.8	48.741	75.1	26.134	120.0	1:49.789
7	34.942	84.8	49.245	73.7	In		3:20.167 P	18	34.855	87.4	48.971	75.2	26.250	119.2	1:50.076
8	Out	81.9	50.846	74.0	26.797	112.8	1:55.046	19	34.682	88.8	49.445	75.2	26.201	120.7	1:50.328
9	35.774	86.3	50.068	70.8	26.669	112.4	1:52.511	20	34.800	85.8	49.284	71.6	25.994	120.4	1:50.078
10	35.988	88.4	50.349	75.6	25.837	121.8	1:52.174	21	34.725	87.2	48.979	77.1	26.196	119.4	1:49.900
11	34.513	87.7	48.696	74.9	25.941	121.5	1:49.150	22	34.940	89.5	48.723	76.1	26.344	114.3	1:50.007

82 Bob Binfield (D)								Jaguar E-type							
lap	Sect-1	Speed	Sect-2	Speed	Sect-3	Speed	Laptime Pit	lap	Sect-1	Speed	Sect-2	Speed	Sect-3	Speed	Laptime Pit
1		74.8	54.249	67.8	28.151	110.4	2:09.645	12	36.948	79.9	52.313	69.0	27.669	112.6	1:56.930
2	37.132	81.7	52.350	71.3	28.522	110.9	1:58.004	13	36.383	83.6	52.132	74.0	27.842	110.2	1:56.357
3	37.088	82.3	53.378	71.1	28.222	112.2	1:58.688	14	36.547	80.5	51.747	71.6	27.440	113.5	1:55.734
4	36.974	82.1	53.065	72.2	27.921	112.0	1:57.960	15	36.237	82.9	51.573	69.0	27.848	112.0	1:55.658
5	36.856	79.9	53.012	67.6	27.850	110.9	1:57.718	16	37.063	81.8	51.404	71.0	27.934	112.0	1:56.401
6	37.505	80.3	52.513	75.6	28.412	110.0	1:58.430	17	36.624	83.9	52.436	70.3	27.799	111.8	1:56.859
7	36.900	80.8	53.335	67.2	In		3:30.435 P	18	36.642	79.8	52.404	71.5	27.907	109.3	1:56.953
8	Out	74.2	57.158	67.4	29.662	94.7	2:07.500	19	37.076	83.6	51.766	75.8	28.087	113.7	1:56.929
9	39.295	72.4	55.969	65.0	29.343	112.6	2:04.607	20	36.025	84.2	51.062	75.0	27.248	110.4	1:54.335
10	36.699	80.8	52.414	71.3	27.974	111.7	1:57.087	21	36.253	79.9	51.589	72.2	27.985	110.9	1:55.827
11	36.373	88.1	51.556	70.1	27.482	112.6	1:55.411	22							

123 Love A-Love G (A)								Jaguar XK150							
lap	Sect-1	Speed	Sect-2	Speed	Sect-3	Speed	Laptime Pit	lap	Sect-1	Speed	Sect-2	Speed	Sect-3	Speed	Laptime Pit
1		77.8	55.042	70.5	28.042	107.7	2:11.989	11	37.333	80.7	53.007	68.2	27.795	106.2	1:58.135
2	38.469	79.2	54.173	68.3	28.287	107.0	2:00.929	12	38.078	82.4	53.568	71.4	In		3:21.578 P
3	37.950	81.3	54.390	68.8	28.534	106.0	2:00.874	13	Out	75.9	57.365	69.9	29.238	104.2	2:08.143
4	37.853	80.6	54.364	67.4	28.670	105.4	2:00.887	14	38.687	83.2	56.908	69.6	29.556	103.9	2:05.151
5	37.809	81.0	54.122	68.3	28.749	103.3	2:00.680	15	39.112	80.3	57.002	67.2	29.348	104.9	2:05.462
6	38.741	76.3	55.307	67.7	28.542	102.5	2:02.590	16	39.042	79.3	56.181	69.3	29.639	103.6	2:04.862
7	38.376	70.2	1:06.684	54.2	35.155	79.9	2:20.215	17	39.522	79.9	56.144	70.6	29.187	104.4	2:04.853
8	45.236	65.0	1:05.315	56.5	37.784	72.2	2:28.335	18	39.198	81.3	56.805	73.3	29.014	104.7	2:05.017
9	44.356	63.5	1:05.393	56.9	36.043	70.6	2:25.792	19	39.486	81.3	55.753	72.4	28.967	100.5	2:04.206
10	40.021	81.3	54.529	73.2	28.922	106.0	2:03.472	20							



**Session Start: 16:30:24 - Finish: 17:11:47**  
**Weather/Track Conditions: Cloud / Dry**  
**Circuit: Brands Hatch Grand Prix Circuit**  
**Track Length: 3.916 Km - 2.4330 miles**

# Legends of Brands Hatch Superprix - 1 - 2 Jul 2017

## HSCC Jaguar Classic Challenge

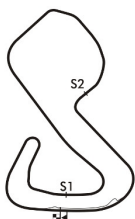
### Race 6 - Sector Analysis

130 Woodbridge-Rowley (A)								Jaguar XK120							
lap	Sect-1	Speed	Sect-2	Speed	Sect-3	Speed	Laptime Pit	lap	Sect-1	Speed	Sect-2	Speed	Sect-3	Speed	Laptime Pit
1		64.5	1:01.803	56.2	32.277	91.0	2:26.269	10	39.496	69.3	56.258	69.9	29.860	98.0	2:05.614
2	42.200	60.5	1:02.767	54.4	32.788	87.1	2:17.755	11	39.012	72.8	57.227	64.1	29.720	99.5	2:05.959
3	42.660	65.3	1:04.829	54.9	32.914	89.7	2:20.403	12	38.805	75.0	58.268	65.0	29.961	97.3	2:07.034
4	45.633	63.2	1:09.062	47.5	38.161	73.7	2:32.856	13	38.879	74.5	55.468	70.1	29.863	99.9	2:04.210
5	47.016	62.7	1:08.438	47.5	35.993	79.4	2:31.447	14	38.827	73.7	55.972	67.4	30.452	97.7	2:05.251
6	44.357	58.1	1:09.099	52.9	34.717	77.0	2:28.173	15	39.306	74.0	57.324	66.2	33.171	84.7	2:09.801
7	44.094	63.9	1:06.891	54.2	In		3:58.462 P	16	40.236	67.7	58.943	65.6	31.303	91.0	2:10.482
8	Out	67.9	59.469	60.2	31.398	95.6	2:14.919	17	40.141	67.9	1:00.286	62.5	32.279	90.7	2:12.706
9	40.520	71.0	56.901	68.9	30.513	96.0	2:07.934	18	40.456	68.6	59.008	62.5	31.491	90.3	2:10.955

133 Paul Kennelly (A)								Jaguar XK150S							
lap	Sect-1	Speed	Sect-2	Speed	Sect-3	Speed	Laptime Pit	lap	Sect-1	Speed	Sect-2	Speed	Sect-3	Speed	Laptime Pit
1		78.9	54.400	73.9	28.181	108.2	2:11.433	12	37.118	81.9	52.892	73.4	28.017	108.6	1:58.027
2	37.615	83.0	53.891	69.8	28.340	108.4	1:59.846	13	37.285	83.2	53.903	71.3	28.101	109.7	1:59.289
3	37.120	86.2	53.761	69.5	28.278	109.1	1:59.159	14	36.846	83.0	52.479	73.5	27.837	109.3	1:57.162
4	37.332	84.4	54.004	69.1	28.250	109.8	1:59.586	15	37.148	84.2	53.157	74.4	28.537	109.3	1:58.842
5	37.242	84.9	53.457	69.9	28.226	109.3	1:58.925	16	36.873	80.8	52.500	76.1	28.698	109.1	1:58.071
6	37.399	81.6	53.780	69.5	28.370	107.4	1:59.549	17	36.821	80.9	53.267	73.4	27.894	109.1	1:57.982
7	37.290	80.9	53.907	70.2	In		3:27.786 P	18	36.987	86.5	52.615	73.8	27.878	110.0	1:57.480
8	Out	79.8	54.864	71.3	29.367	105.4	2:03.773	19	37.012	85.3	53.063	69.3	28.111	109.1	1:58.186
9	38.449	76.3	56.182	67.6	29.504	108.9	2:04.135	20	37.487	76.4	53.682	71.5	28.058	108.9	1:59.227
10	36.728	83.1	52.360	74.2	27.778	110.6	1:56.866	21	38.093	75.1	53.615	70.3	28.468	99.6	2:00.176
11	36.659	85.0	52.613	72.3	27.719	110.7	1:56.991	22							

145 Short-Riley (E)								Jaguar E-type							
lap	Sect-1	Speed	Sect-2	Speed	Sect-3	Speed	Laptime Pit	lap	Sect-1	Speed	Sect-2	Speed	Sect-3	Speed	Laptime Pit
1		90.1	47.794	73.7	25.264	123.8	1:53.185	12	Out	82.9	50.100	74.8	26.352	120.7	1:55.126
2	34.316	92.4	48.683	74.2	25.198	124.5	1:48.197	13	36.192	84.1	50.166	77.8	26.368	118.3	1:52.726
3	34.310	92.7	46.993	78.6	25.090	124.5	1:46.393	14	35.607	85.4	49.755	76.7	26.368	119.2	1:51.730
4	33.264	91.1	46.934	79.8	25.030	125.6	1:45.228	15	35.839	82.8	49.864	72.8	25.921	123.1	1:51.624
5	33.687	93.1	47.270	77.0	25.020	124.7	1:45.977	16	35.693	84.3	50.171	76.6	26.014	119.6	1:51.878
6	33.304	91.0	47.149	79.2	25.026	126.3	1:45.479	17	35.104	87.4	48.958	75.8	26.062	120.2	1:50.124
7	33.485	94.2	47.163	84.5	25.339	124.9	1:45.987	18	35.169	89.5	49.518	80.6	26.597	117.5	1:51.284
8	35.501	59.4	1:05.324	58.4	31.678	102.8	2:12.503	19	35.723	92.4	49.972	74.1	26.031	122.2	1:51.726
9	42.609	54.7	1:04.852	58.1	37.336	80.0	2:24.797	20	34.961	86.9	49.646	77.6	26.286	117.7	1:50.893
10	44.888	60.9	1:05.478	60.7	35.516	125.4	2:25.882	21	35.305	86.9	51.267	74.2	27.579	106.7	1:54.151
11	33.305	94.4	47.372	79.2	In		3:08.652 P	22							

150 Keith-Lucas Cl-Keith-Lucas Ch (A)								Jaguar XK150							
lap	Sect-1	Speed	Sect-2	Speed	Sect-3	Speed	Laptime Pit	lap	Sect-1	Speed	Sect-2	Speed	Sect-3	Speed	Laptime Pit
1		73.4	58.709	63.3	29.812	104.2	2:18.974	11	38.120	76.2	55.935	65.6	29.163	104.5	2:03.218
2	38.926	72.6	57.274	61.8	29.746	104.9	2:05.946	12	38.698	78.8	56.217	61.2	29.388	103.9	2:04.303
3	39.302	75.6	57.150	62.1	29.446	104.2	2:05.898	13	38.646	73.5	55.404	68.8	29.054	104.1	2:03.104
4	38.813	77.0	56.798	62.1	29.754	104.5	2:05.365	14	37.663	80.8	55.532	66.9	29.164	104.5	2:02.359
5	39.047	76.2	56.806	61.7	29.687	104.4	2:05.540	15	37.693	80.9	54.455	69.6	28.971	104.2	2:01.119
6	40.015	73.7	57.483	63.9	29.566	96.2	2:07.064	16	38.072	75.3	55.107	68.3	29.753	104.7	2:02.932
7	41.589	73.3	59.825	59.6	In		3:52.800 P	17	38.392	79.2	55.061	66.8	29.008	103.7	2:02.461
8	Out	72.9	1:00.177	56.1	30.037	102.6	2:13.687	18	37.926	79.4	54.512	69.9	28.743	103.7	2:01.181
9	38.367	77.9	56.153	64.2	29.488	104.2	2:04.008	19	38.177	78.3	56.165	70.3	28.644	103.0	2:02.986
10	38.267	79.0	55.967	65.6	29.128	104.2	2:03.362	20							



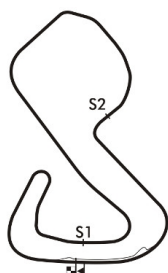
**Session Start: 16:30:24 - Finish: 17:11:47**  
**Weather/Track Conditions: Cloud / Dry**  
**Circuit: Brands Hatch Grand Prix Circuit**  
**Track Length: 3.916 Km - 2.4330 miles**

# Legends of Brands Hatch Superprix - 1 - 2 Jul 2017

## HSCC Jaguar Classic Challenge

### Race 6 - Best Sector Times

	SECTOR 1			SECTOR 2			SECTOR 3			IDEAL / BEST LAP COMPARISON					
	NO	TIME	LAP	NO	TIME	LAP	NO	TIME	LAP	NO	NAME	BEST	IN	IDEAL	DIFF
1	52	33.142	4	21	46.385	16	21	24.790	15	21	Dodd G-Dodd J	1:44.851	16	1:44.628	+0.223
2	145	33.264	4	52	46.890	4	145	25.020	5	52	Robert Oldershaw	1:45.207	4	1:45.207	+0.000
3	21	33.453	17	145	46.934	4	52	25.175	4	145	Short-Riley	1:45.228	4	1:45.218	+0.010
4	72	34.513	11	72	48.583	12	14	25.695	4	72	Jamie Boot	1:49.150	11	1:48.894	+0.256
5	10	34.649	10	10	48.771	11	72	25.798	12	55	Melling-Minshaw	1:49.935	11	1:49.763	+0.172
6	22	34.661	5	55	48.918	11	22	25.908	1	10	Simon Butler	1:50.086	3	1:49.561	+0.525
7	14	34.664	6	14	49.054	6	39	25.921	19	14	Sam Thomas	1:50.305	5	1:49.413	+0.892
8	4	34.737	20	39	49.226	18	66	25.927	11	66	Chris Milner	1:50.327	12	1:50.209	+0.118
9	55	34.769	14	66	49.317	12	15	26.029	5	39	Mark Russell	1:50.449	18	1:50.144	+0.305
10	9	34.864	10	4	49.418	20	55	26.076	12	4	Tim Mogridge	1:50.532	20	1:50.337	+0.195
11	66	34.965	15	22	49.521	5	10	26.141	3	22	Costas Michael	1:50.563	14	1:50.090	+0.473
12	39	34.997	18	11	49.559	14	4	26.182	2	15	Paul Castaldini	1:51.147	5	1:50.847	+0.300
13	15	35.009	6	15	49.809	5	9	26.194	11	9	Eastick-Jones	1:52.028	11	1:51.098	+0.930
14	11	35.431	16	9	50.040	11	11	26.370	14	11	Robert Farrell	1:52.154	15	1:51.360	+0.794
15	32	35.493	20	32	50.203	14	32	26.786	14	32	Skipworth-Dean	1:53.056	14	1:52.482	+0.574
16	25	35.744	18	25	50.502	16	25	26.847	17	25	John Burton	1:53.587	18	1:53.093	+0.494
17	82	36.025	20	82	51.062	20	82	27.248	20	82	Bob Binfield	1:54.335	20	1:54.335	+0.000
18	133	36.659	11	68	52.334	14	23	27.465	1	133	Paul Kennelly	1:56.866	10	1:56.738	+0.128
19	68	36.790	7	133	52.360	10	133	27.719	11	68	Marc Gordon	1:57.341	14	1:56.998	+0.343
20	23	36.810	10	23	52.676	1	123	27.795	11	23	Roger Cope	1:58.021	14	1:56.951	+1.070
21	123	37.333	11	123	53.007	11	68	27.874	5	123	Love A-Love G	1:58.135	11	1:58.135	+0.000
22	150	37.663	14	150	54.455	15	150	28.644	19	150	Keith-Lucas Cl-Keith	2:01.119	15	2:00.762	+0.357
23	130	38.805	12	130	55.468	13	130	29.720	11	130	Woodbridge-Rowley	2:04.210	13	2:03.993	+0.217



**Session Start: 16:30:24 - Finish: 17:11:47**  
**Weather/Track Conditions: Cloud / Dry**  
**Circuit: Brands Hatch Grand Prix Circuit**  
**Track Length: 3.916 Km - 2.4330 miles**

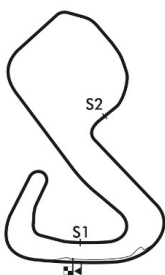


# Legends of Brands Hatch Superprix - 1 - 2 Jul 2017

## HSCC Jaguar Classic Challenge

### Race 6 - Best Sector Speeds

	NO	SECTOR 1	MPH	NO	SECTOR 2	MPH	NO	SECTOR 3	MPH
1	21	Dodd G-Dodd J	96.3	145	Short-Riley	84.5	145	Short-Riley	126.3
2	145	Short-Riley	94.4	21	Dodd G-Dodd J	83.2	21	Dodd G-Dodd J	125.8
3	52	Robert Oldershaw	92.6	52	Robert Oldershaw	80.7	72	Jamie Boot	123.8
4	22	Costas Michael	91.0	11	Robert Farrell	79.8	52	Robert Oldershaw	122.0
5	72	Jamie Boot	90.4	9	Eastick-Jones	79.1	66	Chris Milner	121.3
6	4	Tim Mogridge	89.8	4	Tim Mogridge	78.4	14	Sam Thomas	120.9
7	39	Mark Russell	89.7	39	Mark Russell	78.4	15	Paul Castaldini	120.9
8	55	Melling-Minshaw	89.7	14	Sam Thomas	78.1	9	Eastick-Jones	119.4
9	66	Chris Milner	89.5	55	Melling-Minshaw	77.8	39	Mark Russell	118.7
10	15	Paul Castaldini	89.4	15	Paul Castaldini	77.6	22	Costas Michael	118.5
11	10	Simon Butler	89.1	66	Chris Milner	77.4	55	Melling-Minshaw	117.9
12	11	Robert Farrell	88.1	22	Costas Michael	77.3	32	Skipw orth-Dean	117.7
13	82	Bob Binfield	88.1	32	Skipw orth-Dean	77.3	4	Tim Mogridge	116.9
14	9	Eastick-Jones	88.0	72	Jamie Boot	77.1	25	John Burton	116.5
15	23	Roger Cope	87.4	25	John Burton	76.5	11	Robert Farrell	116.3
16	32	Skipw orth-Dean	86.9	133	Paul Kennelly	76.1	10	Simon Butler	115.9
17	133	Paul Kennelly	86.5	68	Marc Gordon	76.0	82	Bob Binfield	113.7
18	25	John Burton	85.7	23	Roger Cope	75.9	23	Roger Cope	113.2
19	14	Sam Thomas	84.3	82	Bob Binfield	75.8	133	Paul Kennelly	110.7
20	68	Marc Gordon	83.9	10	Simon Butler	75.6	68	Marc Gordon	109.5
21	123	Love A-Love G	83.2	123	Love A-Love G	73.3	123	Love A-Love G	107.7
22	150	Keith-Lucas Cl-Keith-Lucas	80.9	150	Keith-Lucas Cl-Keith-Lucas	70.3	150	Keith-Lucas Cl-Keith-Lucas	104.9
23	130	Woodbridge-Rowley	75.0	130	Woodbridge-Rowley	70.1	130	Woodbridge-Rowley	99.9



**Session Start: 16:30:24 - Finish: 17:11:47**  
**Weather/Track Conditions: Cloud / Dry**  
**Circuit: Brands Hatch Grand Prix Circuit**  
**Track Length: 3.916 Km - 2.4330 miles**



# Legends of Brands Hatch Superprix - 1 - 2 Jul 2017

## HSCC Jaguar Classic Challenge

### Race 6 - Lap Chart

Lap 1			Lap 2			Lap 3			Lap 4			Lap 5			Lap 6		
NO	Behind	Laptime	NO	Behind	Laptime	NO	Behind	Laptime	NO	Behind	Laptime	NO	Behind	Laptime	NO	Behind	Laptime
52		1:53.138	21		1:46.676	21		1:45.210	21		1:45.328	21		1:46.218	21		1:45.281
145	0.047	1:53.185	52	0.961	1:47.858	52	2.262	1:46.511	52	2.141	1:45.207	52	1.636	1:45.713	145	2.387	1:45.479
21	0.221	1:53.359	145	1.347	1:48.197	145	2.530	1:46.393	145	2.430	1:45.228	145	2.189	1:45.977	52	2.411	1:46.056
10	5.456	1:58.594	72	9.770	1:50.900	72	14.019	1:49.459	72	18.888	1:50.197	72	22.477	1:49.807	72	27.297	1:50.101
72	5.767	1:58.905	10	10.396	1:51.837	10	15.272	1:50.086	10	21.635	1:51.691	14	26.689	1:50.305	22	37.074	1:52.548
4	6.505	1:59.643	14	11.000	1:50.999	14	17.597	1:51.807	14	22.602	1:50.333	10	27.036	1:51.619	39	40.589	1:52.895
14	6.898	2:00.036	4	12.480	1:52.872	22	20.059	1:52.504	22	25.458	1:50.727	22	29.807	1:50.567	4	41.263	1:52.540
22	7.112	2:00.250	22	12.765	1:52.550	39	20.472	1:52.376	39	27.148	1:52.004	39	32.975	1:52.045	66	44.334	1:51.850
39	7.691	2:00.829	39	13.306	1:52.512	4	21.035	1:53.765	4	27.687	1:51.980	15	33.143	1:51.147	9	50.467	1:55.083
15	8.360	2:01.498	15	14.115	1:52.652	15	21.541	1:52.636	15	28.214	1:52.001	4	34.004	1:52.535	11	51.255	1:54.399
9	10.645	2:03.783	9	17.221	1:53.473	9	25.120	1:53.109	9	32.708	1:52.916	66	37.765	1:50.997	25	1:00.018	1:55.886
11	12.184	2:05.322	11	18.088	1:52.801	66	25.692	1:52.287	66	32.986	1:52.622	130	1 LAP	2:32.856	32	1:13.589	1:59.247
66	13.192	2:06.330	66	18.615	1:52.320	11	27.207	1:54.329	11	35.033	1:53.154	9	40.665	1:54.175	82	1:18.373	1:58.430
55	13.214	2:06.352	25	21.614	1:54.893	25	31.321	1:54.917	25	40.387	1:54.394	11	42.137	1:53.322	23	1:19.645	1:58.351
25	13.618	2:06.756	55	24.848	1:58.531	55	36.490	1:56.852	55	48.233	1:57.071	25	49.413	1:55.244	68	1:21.121	1:59.019
23	14.496	2:07.634	32	25.739	1:57.442	32	36.870	1:56.341	32	48.721	1:57.179	55	59.249	1:57.234	133	1:26.426	1:59.549
32	15.194	2:08.332	23	25.766	1:58.167	23	40.217	1:59.661	82	53.724	1:57.960	32	59.623	1:57.120	130	1 LAP	2:31.447
82	16.507	2:09.645	82	27.614	1:58.004	82	41.092	1:58.688	23	54.428	1:59.539	82	1:05.224	1:57.718	123	1:35.877	2:02.590
68	17.230	2:10.368	68	27.974	1:57.641	68	41.706	1:58.942	68	55.085	1:58.707	23	1:06.575	1:58.365			
133	18.295	2:11.433	133	31.244	1:59.846	133	45.193	1:59.159	133	59.451	1:59.586	68	1:07.383	1:58.516			
123	18.851	2:11.989	123	32.883	2:00.929	123	48.547	2:00.874	123	1:04.106	2:00.887	133	1:12.158	1:58.925			
150	25.836	2:18.974	150	44.885	2:05.946	150	1:05.573	2:05.898	150	1:25.610	2:05.365	123	1:18.568	2:00.680			
130	33.131	2:26.269	130	1:03.989	2:17.755	130	1:39.182	2:20.403				150	1:44.932	2:05.540			

**Session Start: 16:30:24 - Finish: 17:11:47**  
**Weather/Track Conditions: Cloud / Dry**  
**Circuit: Brands Hatch Grand Prix Circuit**  
**Track Length: 3.916 Km - 2.4330 miles**

# Legends of Brands Hatch Superprix - 1 - 2 Jul 2017

## HSCC Jaguar Classic Challenge

### Race 6 - Lap Chart

Lap 7			Lap 8			Lap 9			Lap 10			Lap 11			Lap 12		
NO	Behind	Laptime	NO	Behind	Laptime	NO	Behind	Laptime	NO	Behind	Laptime	NO	Behind	Laptime	NO	Behind	Laptime
21		1:45.734	145		2:12.503	145		2:24.797	145		2:25.882	21		1:45.345	21		1:45.285
145	2.640	1:45.987	10	1 LAP	2:02.771	10	1 LAP	2:23.849	10	1 LAP	2:26.462	52	3.509	1:46.909	82	1 LAP	1:55.411
52	3.651	1:46.974	4	1 LAP	3:28.002	4	1 LAP	2:18.241	4	1 LAP	2:26.275	15	4 LAPS	2:06.376	68	1 LAP	1:57.934
10	1 LAP	3:18.395	9	1 LAP	3:23.271	9	1 LAP	2:15.066	9	1 LAP	2:26.557	72	9.630	1:49.150	133	1 LAP	1:56.991
150	1 LAP	2:07.064	66	1 LAP	3:30.381	66	1 LAP	2:14.981	66	1 LAP	2:26.421	32	1 LAP	1:55.337	52	5.485	1:47.261
22	50.380	1:59.040	25	1 LAP	3:21.667	25	1 LAP	2:08.727	25	1 LAP	2:26.370	23	1 LAP	1:58.444	15	4 LAPS	1:51.875
39	50.758	1:55.903	22	37.831	2:02.594	55	1 LAP	1:58.262	55	1 LAP	2:17.687	22	47.434	1:51.005	72	13.624	1:49.279
55	1 LAP	3:26.029	55	1 LAP	2:01.409	68	1 LAP	2:07.910	68	1 LAP	2:04.186	145	53.493	3:08.652	32	1 LAP	1:56.135
11	1:03.142	1:57.621	68	1 LAP	3:26.754	82	1 LAP	2:07.500	82	1 LAP	2:04.607	39	54.980	1:52.434	23	1 LAP	1:58.821
72	2:01.730	3:20.167	82	1 LAP	3:30.435	133	1 LAP	2:03.773	133	1 LAP	2:04.135	11	56.798	1:52.570	22	53.141	1:50.992
130	1 LAP	2:28.173	11	49.763	2:01.764	32	1 LAP	2:23.490	15	4 LAPS	10:17.324	130	2 LAPS	2:07.934	39	1:02.109	1:52.414
123	2:10.358	2:20.215	133	1 LAP	3:27.786	23	1 LAP	2:22.219	32	1 LAP	2:01.854	150	1 LAP	2:03.362	145	1:03.334	1:55.126
			32	1 LAP	3:42.277	21	55.064	2:00.902	21	29.814	2:00.632	10	1:27.634	1:50.664	11	1:04.446	1:52.933
			23	1 LAP	3:38.331	52	55.938	1:56.824	23	1 LAP	2:02.942	4	1:30.892	1:51.620	130	2 LAPS	2:05.614
			21	1:18.959	3:34.102	72	1:09.347	1:52.511	52	31.759	2:01.703	55	1:32.602	1:49.935	150	1 LAP	2:03.218
			52	1:23.911	3:35.403	130	2 LAPS	3:58.462	72	35.639	1:52.174	66	1:33.866	1:51.759	10	1:33.730	1:51.381
			72	1:41.633	1:55.046	22	1:32.821	3:19.787	22	1:11.588	2:04.649	9	1:35.133	1:52.028	4	1:37.079	1:51.472
			150	1 LAP	3:52.800	150	1 LAP	2:13.687	130	2 LAPS	2:14.919	25	1:40.209	1:54.378	55	1:38.074	1:50.757
			39	2:09.653	3:34.038	11	1:47.606	3:22.640	39	1:17.705	1:55.572	123	1:45.111	1:58.135	66	1:38.908	1:50.327
			123	2:23.550	2:28.335	39	1:48.015	2:03.159	11	1:19.387	1:57.663						
						123	2:24.545	2:25.792	150	1 LAP	2:04.008						
									10	1:52.129	1:50.453						
									4	1:54.431	1:52.206						

**Session Start: 16:30:24 - Finish: 17:11:47**  
**Weather/Track Conditions: Cloud / Dry**  
**Circuit: Brands Hatch Grand Prix Circuit**  
**Track Length: 3.916 Km - 2.4330 miles**

# Legends of Brands Hatch Superprix - 1 - 2 Jul 2017

## HSCC Jaguar Classic Challenge

### Race 6 - Lap Chart

Lap 13			Lap 14			Lap 15			Lap 16			Lap 17			Lap 18		
NO	Behind	Laptime	NO	Behind	Laptime	NO	Behind	Laptime	NO	Behind	Laptime	NO	Behind	Laptime	NO	Behind	Laptime
21		1:45.993	21		1:45.496	21		1:45.841	21		1:44.851	21		1:45.095	21		1:46.960
25	1 LAP	1:54.729	130	3 LAPS	2:05.959	4	1 LAP	1:52.086	9	2 LAPS	2:00.293	9	2 LAPS	1:57.345	4	1 LAP	1:53.336
52	7.679	1:48.187	150	2 LAPS	2:04.303	55	1 LAP	1:51.261	4	1 LAP	1:51.889	4	1 LAP	1:51.506	9	2 LAPS	1:56.851
82	1 LAP	1:56.930	52	12.286	1:50.103	66	1 LAP	1:52.108	66	1 LAP	1:51.301	66	1 LAP	1:51.499	66	1 LAP	1:53.915
68	1 LAP	1:58.405	25	1 LAP	1:55.012	123	2 LAPS	2:08.143	72	31.925	1:49.982	72	36.619	1:49.789	72	39.735	1:50.076
133	1 LAP	1:58.027	72	22.822	1:50.588	25	1 LAP	1:54.204	25	1 LAP	1:55.314	25	1 LAP	1:53.597	25	1 LAP	1:53.686
15	4 LAPS	1:51.786	82	1 LAP	1:56.357	150	2 LAPS	2:03.104	123	2 LAPS	2:05.151	123	2 LAPS	2:05.462	82	1 LAP	1:56.859
72	17.730	1:50.099	68	1 LAP	1:58.810	130	3 LAPS	2:07.034	150	2 LAPS	2:02.359	82	1 LAP	1:56.401	32	1 LAP	1:54.319
32	1 LAP	1:54.456	133	1 LAP	1:59.289	72	26.794	1:49.813	82	1 LAP	1:55.658	150	2 LAPS	2:01.119	123	2 LAPS	2:04.862
23	1 LAP	1:58.532	32	1 LAP	1:53.560	82	1 LAP	1:55.734	130	3 LAPS	2:04.210	32	1 LAP	1:53.975	150	2 LAPS	2:02.932
22	1:00.420	1:53.272	23	1 LAP	1:59.359	68	1 LAP	1:57.341	68	1 LAP	1:57.868	130	3 LAPS	2:05.251	133	1 LAP	1:57.982
39	1:08.390	1:52.274	22	1:05.487	1:50.563	133	1 LAP	1:57.162	32	1 LAP	1:54.495	68	1 LAP	1:58.252	68	1 LAP	2:00.157
145	1:10.067	1:52.726	39	1:15.228	1:52.334	32	1 LAP	1:53.056	133	1 LAP	1:58.842	133	1 LAP	1:58.071	130	3 LAPS	2:09.801
11	1:11.121	1:52.668	145	1:16.301	1:51.730	52	44.928	2:18.483	22	1:18.771	1:51.800	22	1:25.515	1:51.839	22	1:31.211	1:52.656
9	1 LAP	3:07.982	11	1:18.061	1:52.436	23	1 LAP	1:58.021	23	1 LAP	1:58.517	145	1:34.140	1:50.124	39	1:38.441	1:50.449
123	1 LAP	3:21.578	9	1 LAP	2:06.923	22	1:11.822	1:52.176	145	1:29.111	1:51.878	23	1 LAP	1:58.990	145	1:38.464	1:51.284
10	1:39.822	1:52.085				39	1:21.528	1:52.141	39	1:29.415	1:52.738	39	1:34.952	1:50.632	23	1 LAP	1:58.654
4	1:41.925	1:50.839				145	1:22.084	1:51.624	11	1:32.154	1:52.631	11	1:43.450	1:56.391			
55	1:42.983	1:50.902				11	1:24.374	1:52.154									
66	1:44.490	1:51.575															

**Session Start: 16:30:24 - Finish: 17:11:47**  
**Weather/Track Conditions: Cloud / Dry**  
**Circuit: Brands Hatch Grand Prix Circuit**  
**Track Length: 3.916 Km - 2.4330 miles**

# Legends of Brands Hatch Superprix - 1 - 2 Jul 2017

## HSCC Jaguar Classic Challenge

### Race 6 - Lap Chart

Lap 19			Lap 20			Lap 21			Lap 22		
NO	Behind	Laptime	NO	Behind	Laptime	NO	Behind	Laptime	NO	Behind	Laptime
21		1:48.096	21		1:48.079	21		1:47.820	21		1:50.877
11	1 LAP	1:57.664	130	4 LAPS	2:10.482	23	2 LAPS	1:58.610	39	1 LAP	1:53.471
4	1 LAP	1:52.052	23	2 LAPS	1:59.304	11	1 LAP	1:55.495	145	1 LAP	1:54.151
66	1 LAP	1:52.976	11	1 LAP	1:56.474	130	4 LAPS	2:12.706	68	2 LAPS	2:00.334
9	2 LAPS	1:56.166	4	1 LAP	1:52.967	4	1 LAP	1:50.532	150	3 LAPS	2:02.986
72	41.967	1:50.328	66	1 LAP	1:51.515	66	1 LAP	1:52.735	123	3 LAPS	2:04.206
25	1 LAP	1:53.587	9	2 LAPS	1:57.238	72	46.046	1:49.900	11	1 LAP	1:55.923
82	1 LAP	1:56.953	72	43.966	1:50.078	9	2 LAPS	1:58.296	23	2 LAPS	1:59.401
32	1 LAP	1:53.141	25	1 LAP	1:55.068	25	1 LAP	1:54.268	4	1 LAP	1:51.532
150	2 LAPS	2:02.461	32	1 LAP	1:55.023	32	1 LAP	1:53.394	66	1 LAP	1:54.449
123	2 LAPS	2:04.853	82	1 LAP	1:56.929	82	1 LAP	1:54.335	72	45.176	1:50.007
133	1 LAP	1:57.480	133	1 LAP	1:58.186	22	1:46.712	1:54.139	130	4 LAPS	2:10.955
68	1 LAP	1:57.750	150	2 LAPS	2:01.181	133	1 LAP	1:59.227	9	2 LAPS	1:57.954
22	1:35.869	1:52.754	68	1 LAP	1:58.552				25	1 LAP	1:55.302
145	1:42.094	1:51.726	22	1:40.393	1:52.603				32	1 LAP	1:53.879
39	1:42.483	1:52.138	123	2 LAPS	2:05.017				82	1 LAP	1:55.827
			145	1:44.908	1:50.893				22	1:50.464	1:54.629
			39	1:45.243	1:50.839				133	1 LAP	2:00.176

**Session Start: 16:30:24 - Finish: 17:11:47**  
**Weather/Track Conditions: Cloud / Dry**  
**Circuit: Brands Hatch Grand Prix Circuit**  
**Track Length: 3.916 Km - 2.4330 miles**

# Legends of Brands Hatch Superprix - 1 - 2 Jul 2017

## HSCC/HRSR Historic Touring Cars

### Race 7 - Classification

Sheet No:

POS	NO	DRIVER/S	CLASS	CLASS POS	CAR MAKE / MODEL	TIME	LAPS	GAP	DIFF	MPH	BEST	ON
1	10	Jack Drury	K1	1	Ford Falcon	20:17.128	11	-- 11 laps		79.16	1:49.573	5
2	6	Warren Briggs	K1	2	Ford Mustang	20:21.483	11	4.355	4.355	78.87	1:49.600	7
3	7	Peter Chambers	K2	1	Ford Lotus Cortina	20:29.749	11	12.621	8.266	78.34	1:50.605	11
4	44	Ben Winrow	K2	2	Ford Lotus Cortina	20:30.326	11	13.198	0.577	78.31	1:50.715	11
5	32	Richard Belcher	B	1	Ford Lotus Cortina	20:31.210	11	14.082	0.884	78.25	1:50.558	6
6	166	Rob Fenn	K1	3	Ford Mustang	20:32.816	11	15.688	1.606	78.15	1:50.908	7
7	3	Peter Halford	K1	4	Ford Mustang	20:33.182	11	16.054	0.366	78.13	1:50.724	2
8	69	Bob Bullen	C	1	Ford Anglia	20:33.775	11	16.647	0.593	78.09	1:50.398	11
9	15	Mark Watts	K1	5	Ford Mustang	20:59.216	11	42.088	25.441	76.51	1:52.545	11
10	42	John Spiers	K2	3	Ford Lotus Cortina	21:00.072	11	42.944	0.856	76.46	1:51.148	4
11	14	Jon Milicevic	K4	1	Morris Mini Cooper	21:09.763	11	52.635	9.691	75.88	1:53.506	3
12	49	Peter Hore	C	2	Ford Lotus Cortina	21:13.906	11	56.778	4.143	75.63	1:53.699	7
13	94	Steven Platts	E	1	Singer Chamois	21:15.312	11	58.184	1.406	75.55	1:54.025	2
14	97	David Heale	E	2	Hillman Imp	21:15.477	11	58.349	0.165	75.53	1:54.185	10
15	1	Simon Benoy	E	3	Hillman Imp	21:16.210	11	59.082	0.733	75.49	1:53.805	5
16	55	Rob Wainwright	E	4	Austin A40	21:32.954	11	1:15.826	16.744	74.51	1:55.437	5
17	17	Roger Ebdon	D	1	Morris Mini	21:56.255	11	1:39.127	23.301	73.19	1:57.149	3
18	47	Nigel Cox	K2	4	Ford Lotus Cortina	22:07.423	11	1:50.295	11.168	72.58	1:58.101	10
19	38	Graeme Kersley	K2	5	Ford Lotus Cortina	22:10.666	11	1:53.538	3.243	72.40	1:57.920	9
20	95	Shaun Hazlewood	E	5	Hillman Imp	20:25.140	10	-- 10 laps	13.791	71.49	1:59.224	6
21	67	James Clarke	C	3	Ford Lotus Cortina	20:50.722	10	25.582	25.582	70.03	1:56.882	9
22	176	Andrew Davenall	A	1	Austin A105	21:15.806	10	50.666	25.084	68.65	2:05.682	6
23	68	John Marsden	D	2	Austin Cooper S	22:00.377	10	1:35.237	44.571	66.33	2:06.959	9
----- NOT CLASSIFIED -----												
DNF 56	Michael Sheraton	I		Ford Anglia	6:32.204	3	-- 3 laps --			67.00	2:04.511	2
DNF 36	Jim Chapman	INV		Chevrolet Corvair	7:37.834	3	1:05.630	1:05.630		57.39	2:15.134	2
DNF 61	Brian Webb	C		Ford Anglia 105E	4:23.515	2	-- 2 laps --			66.47	2:05.155	2

----- FASTEST LAP SUMMARY -----

NO	DRIVER/S	CLASS	CAR MAKE / MODEL	FASTEST LAP	ON	MPH
10	Jack Drury	K1	Ford Falcon	1:49.573	5	79.94
69	Bob Bullen	C	Ford Anglia	1:50.398	11	79.34
32	Richard Belcher	B	Ford Lotus Cortina	1:50.558	6	79.22
7	Peter Chambers	K2	Ford Lotus Cortina	1:50.605	11	79.19
14	Jon Milicevic	K4	Morris Mini Cooper	1:53.506	3	77.17
1	Simon Benoy	E	Hillman Imp	1:53.805	5	76.96
17	Roger Ebdon	D	Morris Mini	1:57.149	3	74.77
56	Michael Sheraton	I	Ford Anglia	2:04.511	2	70.35
176	Andrew Davenall	A	Austin A105	2:05.682	6	69.69
36	Jim Chapman	INV	Chevrolet Corvair	2:15.134	2	64.82

Session Start: 17:24:27 - Finish: 17:44:43

Weather/Track Conditions: Cloud / Dry

Circuit: Brands Hatch Grand Prix Circuit

Track Length: 3.916 Km - 2.4330 miles

These results are provisional until the conclusion of any judicial and technical matters.

Clerk of the Course:  <div style="text-align: right;">Julian Floyd</div>	Timekeeper:  <div style="text-align: right;">Nick Palmer</div>	Issued at:
--	--	------------

# Legends of Brands Hatch Superprix - 1 - 2 Jul 2017

## HSCC/HRSR Historic Touring Cars

### Race 7 - Sector Analysis

1 Simon Benoy (E)								Hillman Imp							
Lap	Sect-1	Speed	Sect-2	Speed	Sect-3	Speed	Laptime Pit	Lap	Sect-1	Speed	Sect-2	Speed	Sect-3	Speed	Laptime Pit
1		81.8	52.702	76.1	27.677	104.2	2:09.463	7	35.583	83.6	50.724	73.6	27.498	103.4	1:53.805
2	35.639	83.5	52.924	73.8	27.906	102.3	1:56.469	8	36.017	82.1	51.355	72.1	27.694	102.8	1:55.066
3	35.403	83.4	51.185	70.8	27.877	102.2	1:54.465	9	35.538	81.1	51.818	75.7	27.740	102.0	1:55.096
4	35.715	83.2	51.100	76.4	27.801	101.7	1:54.616	10	35.479	80.3	51.000	75.6	27.346	103.9	1:53.825
5	35.563	82.9	50.777	74.6	27.465	102.2	1:53.805	11	35.978	83.2	51.560	74.6	27.507	102.3	1:55.045
6	35.723	82.1	51.291	73.1	27.541	102.6	1:54.555	12							

3 Peter Hallford (K1)								Ford Mustang							
Lap	Sect-1	Speed	Sect-2	Speed	Sect-3	Speed	Laptime Pit	Lap	Sect-1	Speed	Sect-2	Speed	Sect-3	Speed	Laptime Pit
1		87.7	50.209	70.0	26.870	118.7	2:00.940	7	35.858	86.1	49.595	76.4	25.921	119.4	1:51.374
2	35.290	87.2	49.580	76.3	25.854	117.5	1:50.724	8	35.565	91.0	49.523	74.6	26.034	113.2	1:51.122
3	35.054	87.8	50.027	75.3	25.881	116.5	1:50.962	9	35.898	88.5	49.554	75.6	25.868	120.4	1:51.320
4	35.565	90.0	50.025	74.5	25.940	119.0	1:51.530	10	35.346	90.4	49.398	78.4	26.071	115.7	1:50.815
5	35.313	89.7	49.679	70.6	26.031	119.0	1:51.023	11	35.276	89.2	50.006	75.3	26.823	117.9	1:52.105
6	35.315	84.4	49.823	72.9	26.129	119.2	1:51.267	12							

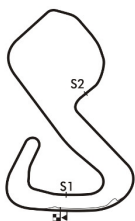
6 Warren Briggs (K1)								Ford Mustang							
Lap	Sect-1	Speed	Sect-2	Speed	Sect-3	Speed	Laptime Pit	Lap	Sect-1	Speed	Sect-2	Speed	Sect-3	Speed	Laptime Pit
1		86.9	50.288	72.3	25.957	121.8	1:58.560	7	34.814	91.6	48.857	77.2	25.929	120.9	1:49.600
2	35.202	83.9	49.106	76.5	26.132	122.0	1:50.440	8	35.279	90.4	49.516	76.2	26.169	120.9	1:50.964
3	34.962	88.6	49.291	78.3	26.333	119.8	1:50.586	9	35.310	91.2	49.158	79.3	26.108	119.6	1:50.576
4	35.111	91.6	48.845	78.4	26.092	120.7	1:50.048	10	35.035	92.7	48.996	76.2	26.330	120.0	1:50.361
5	34.901	89.9	48.772	79.6	25.962	120.9	1:49.635	11	35.341	93.0	49.160	76.5	26.399	120.9	1:50.900
6	35.135	88.7	48.566	79.9	26.112	120.9	1:49.813	12							

7 Peter Chambers (K2)								Ford Lotus Cortina							
Lap	Sect-1	Speed	Sect-2	Speed	Sect-3	Speed	Laptime Pit	Lap	Sect-1	Speed	Sect-2	Speed	Sect-3	Speed	Laptime Pit
1		86.9	49.843	72.9	26.504	112.4	1:57.280	7	35.439	88.0	49.525	75.9	26.592	111.1	1:51.556
2	35.097	86.8	49.516	76.4	26.552	112.0	1:51.165	8	35.209	87.0	49.822	76.9	26.694	111.8	1:51.725
3	35.205	88.1	50.205	76.0	26.525	112.6	1:51.935	9	35.242	87.8	49.515	77.8	26.500	110.6	1:51.257
4	34.863	88.7	49.455	77.0	26.554	111.1	1:50.872	10	35.047	87.8	49.243	77.9	26.684	110.0	1:50.974
5	34.954	88.8	49.575	78.1	26.720	111.1	1:51.249	11	34.958	87.6	49.225	78.8	26.422	110.7	1:50.605
6	35.257	86.5	49.237	77.0	26.637	111.1	1:51.131	12							

10 Jack Drury (K1)								Ford Falcon							
Lap	Sect-1	Speed	Sect-2	Speed	Sect-3	Speed	Laptime Pit	Lap	Sect-1	Speed	Sect-2	Speed	Sect-3	Speed	Laptime Pit
1			49.447	75.3	26.067	120.4	1:56.521	7	34.823		48.646	76.2	26.145	122.0	1:49.614
2	34.906		49.427	76.2	26.124	119.4	1:50.457	8	35.013		48.726	79.5	26.360	122.0	1:50.099
3	35.033		48.904	79.6	26.104	120.4	1:50.041	9	34.822		48.696	79.1	26.301	122.0	1:49.819
4	34.963		49.297	76.9	26.065	120.4	1:50.325	10	35.089		48.819	76.2	26.053	121.8	1:49.961
5	34.895		48.589	78.5	26.089	121.5	1:49.573	11	35.168		49.081	75.8	26.355	121.5	1:50.604
6	34.981		48.665	79.6	26.468	121.3	1:50.114	12							

14 Jon Milicevic (K4)								Morris Mini Cooper							
Lap	Sect-1	Speed	Sect-2	Speed	Sect-3	Speed	Laptime Pit	Lap	Sect-1	Speed	Sect-2	Speed	Sect-3	Speed	Laptime Pit
1		80.1	52.325	75.4	27.296	103.6	2:05.399	7	36.129	81.4	50.948	76.9	27.562	102.3	1:54.639
2	35.918	82.0	50.726	78.2	27.293	102.3	1:53.937	8	35.696	81.8	51.087	78.7	27.804	102.0	1:54.587
3	35.316	81.5	50.769	76.8	27.421	103.1	1:53.506	9	35.706	81.7	50.933	77.6	27.645	101.4	1:54.284
4	35.588	81.6	51.032	76.6	27.474	102.8	1:54.094	10	36.245	81.5	51.216	79.6	27.798	101.9	1:55.259
5	35.535	82.2	51.600	79.0	27.612	102.3	1:54.747	11	35.956	81.3	51.848	77.3	27.723	102.2	1:55.527
6	35.374	82.3	50.947	79.2	27.463	102.6	1:53.784	12							

15 Mark Watts (K1)								Ford Mustang							
Lap	Sect-1	Speed	Sect-2	Speed	Sect-3	Speed	Laptime Pit	Lap	Sect-1	Speed	Sect-2	Speed	Sect-3	Speed	Laptime Pit
1			52.234	70.7	26.719	118.5	2:03.929	7	36.268	83.2	50.277	74.9	26.522	117.5	1:53.067
2	36.448	83.6	50.329	73.8	26.444	115.9	1:53.221	8	37.027	81.4	50.741	70.9	26.473	118.7	1:54.241
3	36.396	84.4	50.857	72.7	26.652	116.1	1:53.905	9	36.289	90.9	50.462	73.8	26.520	116.9	1:53.271
4	36.520	82.1	51.198	67.2	26.764	119.2	1:54.482	10	35.685	87.1	50.958	69.9	26.906	117.5	1:53.549
5	35.988	85.1	50.540	67.4	26.541	119.0	1:53.069	11	35.698		50.402	75.7	26.445	112.2	1:52.545
6	36.539		50.741	70.3	26.657	117.5	1:53.937	12							



Session Start: 17:24:27 - Finish: 17:44:43  
 Weather/Track Conditions: Cloud / Dry  
 Circuit: Brands Hatch Grand Prix Circuit  
 Track Length: 3.916 Km - 2.4330 miles

# Legends of Brands Hatch Superprix - 1 - 2 Jul 2017

## HSCC/HRSR Historic Touring Cars

### Race 7 - Sector Analysis

17 Roger Ebdon (K3)								Morris Mini							
lap	Sect-1	Speed	Sect-2	Speed	Sect-3	Speed	Laptime Pit	lap	Sect-1	Speed	Sect-2	Speed	Sect-3	Speed	Laptime Pit
1		79.2	53.457	73.6	28.194	102.6	2:09.394	7	36.810	80.1	54.049	73.0	28.515	100.8	1:59.374
2	36.473	81.5	52.667	72.6	28.105	102.2	1:57.245	8	37.173	77.1	54.064	71.3	28.591	100.5	1:59.828
3	36.263	80.5	52.554	72.3	28.332	102.0	1:57.149	9	37.270	79.8	53.940	73.0	28.702	100.3	1:59.912
4	36.428	80.3	53.045	71.2	28.389	102.5	1:57.862	10	37.027	80.0	53.816	71.2	28.321	100.6	1:59.164
5	36.533	78.8	52.567	77.4	28.831	101.1	1:57.931	11	37.049	77.5	53.788	75.7	28.799	97.9	1:59.636
6	36.828	80.3	53.411	75.7	28.521	100.5	1:58.760	12							

32 Richard Belcher (B)								Ford Lotus Cortina							
lap	Sect-1	Speed	Sect-2	Speed	Sect-3	Speed	Laptime Pit	lap	Sect-1	Speed	Sect-2	Speed	Sect-3	Speed	Laptime Pit
1		85.0	50.395	73.2	26.480	113.7	1:59.687	7	35.223	85.6	49.677	77.0	26.464	113.0	1:51.364
2	35.074	80.4	49.747	75.2	26.411	113.5	1:51.232	8	34.953	88.4	49.471	75.4	26.660	113.7	1:51.084
3	34.859	84.4	49.760	74.6	26.628	113.5	1:51.247	9	35.161	86.5	49.859	74.5	26.391	112.8	1:51.411
4	35.283	84.8	49.439	77.6	26.501	112.8	1:51.223	10	34.937	85.8	49.636	76.8	26.408	113.0	1:50.981
5	34.917	85.0	49.787	77.0	26.460	113.2	1:51.164	11	34.930	85.8	49.956	76.3	26.373	110.6	1:51.259
6	35.109	84.9	49.128	76.3	26.321	113.3	1:50.558	12							

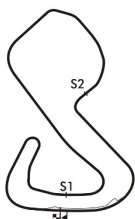
36 Jim Chapman (1NV)								Chevrolet Corvaair							
lap	Sect-1	Speed	Sect-2	Speed	Sect-3	Speed	Laptime Pit	lap	Sect-1	Speed	Sect-2	Speed	Sect-3	Speed	Laptime Pit
1		65.1	1:02.484	62.4	32.674	85.1	2:29.038	3	41.390	55.1	1:13.184	48.8	In		2:53.662 P
2	41.060	64.6	1:01.583	62.6	32.491	83.0	2:15.134	4							

38 Graeme Kersley (K2)								Ford Lotus Cortina							
lap	Sect-1	Speed	Sect-2	Speed	Sect-3	Speed	Laptime Pit	lap	Sect-1	Speed	Sect-2	Speed	Sect-3	Speed	Laptime Pit
1		79.1	59.008	68.8	29.394	104.7	2:15.911	7	36.945	79.9	52.827	69.0	28.239	106.4	1:58.011
2	37.554	78.3	55.247	64.7	29.467	104.5	2:02.268	8	36.836	79.6	52.810	72.1	28.347	105.4	1:57.993
3	38.760	79.1	54.449	65.5	28.844	105.2	2:02.053	9	37.096	80.5	52.628	72.1	28.196	105.0	1:57.920
4	38.007	76.9	54.003	67.7	28.647	105.7	2:00.657	10	37.460	75.5	52.894	70.2	28.207	105.5	1:58.561
5	37.603	79.3	53.396	66.9	28.603	105.4	1:59.602	11	36.994	74.8	53.524	69.7	28.799	103.6	1:59.317
6	37.035	79.2	53.019	67.2	28.319	105.7	1:58.373	12							

42 John Spiers (K2)								Ford Lotus Cortina							
lap	Sect-1	Speed	Sect-2	Speed	Sect-3	Speed	Laptime Pit	lap	Sect-1	Speed	Sect-2	Speed	Sect-3	Speed	Laptime Pit
1		82.3	53.523	77.2	27.263	108.6	2:10.062	7	36.013	84.0	50.053	73.4	26.827	109.3	1:52.893
2	35.888	86.5	50.313	79.0	27.036	108.8	1:53.237	8	36.003	84.2	51.401	73.8	26.956	108.9	1:54.360
3	35.847	85.3	50.527	75.8	26.962	107.6	1:53.336	9	35.916	82.0	50.522	74.2	26.871	108.8	1:53.309
4	35.071	85.2	49.364	81.0	26.713	108.9	1:51.148	10	35.505	85.7	50.694	69.5	27.333	107.9	1:53.532
5	35.419	85.3	49.669	75.1	26.813	108.6	1:51.901	11	35.970	84.1	49.696	75.4	26.994	107.2	1:52.660
6	36.029	85.8	50.464	70.0	27.141	108.4	1:53.634	12							

44 Ben Winrow (K2)								Ford Lotus Cortina							
lap	Sect-1	Speed	Sect-2	Speed	Sect-3	Speed	Laptime Pit	lap	Sect-1	Speed	Sect-2	Speed	Sect-3	Speed	Laptime Pit
1		86.3	49.823	78.1	26.415	108.4	1:58.233	7	35.294	87.3	49.678	80.7	27.063	109.7	1:52.035
2	35.049	87.2	49.823	73.3	26.909	109.5	1:51.781	8	34.636	88.5	49.743	75.6	26.821	110.6	1:51.200
3	34.702	87.4	49.493	74.2	26.719	109.5	1:50.914	9	35.145	87.1	49.571	74.6	26.494	109.5	1:51.210
4	34.738	88.0	49.371	75.1	26.627	109.5	1:50.736	10	35.023	86.2	49.203	76.4	26.883	108.4	1:51.109
5	34.765	88.0	49.578	76.9	26.907	110.2	1:51.250	11	34.992	87.4	49.258	77.8	26.465	110.0	1:50.715
6	35.531	83.1	49.208	78.9	26.404	109.8	1:51.143	12							

47 Nigel Cox (K2)								Ford Lotus Cortina							
lap	Sect-1	Speed	Sect-2	Speed	Sect-3	Speed	Laptime Pit	lap	Sect-1	Speed	Sect-2	Speed	Sect-3	Speed	Laptime Pit
1		73.0	57.646	66.8	28.881	106.2	2:18.557	7	37.061	82.2	52.690	70.2	28.931	103.9	1:58.682
2	38.267	81.1	53.465	69.4	28.787	104.9	2:00.519	8	36.681	82.7	53.308	67.3	28.629	104.1	1:58.618
3	37.082	81.3	53.723	65.5	28.997	104.7	1:59.802	9	37.021	82.3	52.677	69.2	28.597	104.2	1:58.295
4	36.879	82.1	53.032	67.2	29.358	103.6	1:59.269	10	36.684	82.8	53.020	67.7	28.397	105.4	1:58.101
5	36.702	82.9	53.475	67.6	28.783	105.0	1:58.960	11	36.732	82.7	52.930	68.5	28.483	101.1	1:58.145
6	36.596	81.8	53.095	68.8	28.784	104.1	1:58.475	12							



**Session Start: 17:24:27 - Finish: 17:44:43**  
**Weather/Track Conditions: Cloud / Dry**  
**Circuit: Brands Hatch Grand Prix Circuit**  
**Track Length: 3.916 Km - 2.4330 miles**

# Legends of Brands Hatch Superprix - 1 - 2 Jul 2017

## HSCC/HRSR Historic Touring Cars

### Race 7 - Sector Analysis

49 Peter Hore (C)								Ford Lotus Cortina							
lap	Sect-1	Speed	Sect-2	Speed	Sect-3	Speed	Laptime Pit	lap	Sect-1	Speed	Sect-2	Speed	Sect-3	Speed	Laptime Pit
1		78.0	52.254	77.1	27.611	109.3	2:07.695	7	35.470	87.3	50.858	75.4	27.371	109.5	1:53.699
2	36.309	84.8	51.578	72.4	27.310	109.8	1:55.197	8	35.838	84.4	51.335	75.6	27.255	108.2	1:54.428
3	36.747	84.7	51.565	75.1	27.405	109.7	1:55.717	9	36.099	86.5	50.802	72.5	27.377	108.4	1:54.278
4	35.972	85.2	51.022	72.5	27.401	109.5	1:54.395	10	36.131	85.6	50.897	72.6	27.484	107.0	1:54.512
5	36.074	85.2	51.623	77.6	27.316	109.1	1:55.013	11	36.072	86.0	50.930	72.0	27.873	103.0	1:54.875
6	35.935	84.7	51.015	75.5	27.147	109.8	1:54.097								

55 Rob Wainwright (E)								Austin A40							
lap	Sect-1	Speed	Sect-2	Speed	Sect-3	Speed	Laptime Pit	lap	Sect-1	Speed	Sect-2	Speed	Sect-3	Speed	Laptime Pit
1		79.6	54.152	75.0	28.726	98.9	2:11.108	7	36.094	79.4	51.488	73.4	28.435	98.6	1:56.017
2	36.446	80.3	51.963	70.5	28.442	99.7	1:56.851	8	36.237	80.3	51.974	68.2	28.256	98.9	1:56.467
3	36.118	80.9	52.038	70.7	28.184	100.3	1:56.340	9	36.060	80.7	51.730	71.3	28.205	98.7	1:55.995
4	36.125	80.9	52.134	72.3	28.022	100.0	1:56.281	10	36.278	80.2	51.352	70.7	28.583	98.4	1:56.213
5	36.057	80.3	51.606	74.4	27.774	99.9	1:55.437	11	36.157	80.4	51.622	72.9	28.250	98.3	1:56.029
6	36.675	79.1	51.545	72.8	27.996	99.3	1:56.216	12							

56 Michael Sheraton (I)								Ford Anglia							
lap	Sect-1	Speed	Sect-2	Speed	Sect-3	Speed	Laptime Pit	lap	Sect-1	Speed	Sect-2	Speed	Sect-3	Speed	Laptime Pit
1		69.2	57.559	64.0	30.186	93.6	2:20.159	3	40.764	61.0	56.387	70.8	30.383	91.7	2:07.534
2	38.395	71.5	55.869	66.8	30.247	91.6	2:04.511	4							

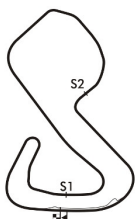
61 Brian Webb (C)								Ford Anglia 105E							
lap	Sect-1	Speed	Sect-2	Speed	Sect-3	Speed	Laptime Pit	lap	Sect-1	Speed	Sect-2	Speed	Sect-3	Speed	Laptime Pit
1		72.2	57.603	67.0	29.131	102.5	2:18.360	2	38.539	77.3	55.176	70.7	31.440	64.5	2:05.155

67 James Clarke (C)								Ford Lotus Cortina							
lap	Sect-1	Speed	Sect-2	Speed	Sect-3	Speed	Laptime Pit	lap	Sect-1	Speed	Sect-2	Speed	Sect-3	Speed	Laptime Pit
1		82.9	51.594	74.9	27.339	107.7	2:04.660	6	37.647	74.3	51.964	70.1	In		2:58.743 P
2	36.241	78.8	53.557	74.3	28.044	96.7	1:57.842	7	Out	75.0	51.896	72.9	28.837	94.7	2:02.085
3	36.713	74.8	52.406	70.7	29.455	97.2	1:58.574	8	39.128	74.5	52.770	76.3	28.407	95.5	2:00.305
4	36.890	75.3	52.060	74.0	28.310	96.3	1:57.260	9	36.770	75.7	52.010	76.9	28.102	96.0	1:56.882
5	36.923	75.0	52.083	73.8	28.197	95.9	1:57.203	10	36.884	75.1	52.021	72.4	28.263	95.8	1:57.168

68 John Marsden (D)								Austin Cooper S							
lap	Sect-1	Speed	Sect-2	Speed	Sect-3	Speed	Laptime Pit	lap	Sect-1	Speed	Sect-2	Speed	Sect-3	Speed	Laptime Pit
1		65.0	1:00.747	65.1	30.730	96.6	2:26.448	6	44.115	72.9	58.131	66.4	30.002	94.8	2:12.248
2	39.727	74.6	1:00.069	63.8	30.750	96.3	2:10.546	7	42.371	74.4	1:00.208	64.9	29.836	96.7	2:12.415
3	40.492	76.8	1:00.139	64.7	30.768	96.7	2:11.399	8	39.394	73.7	59.237	65.0	30.028	97.9	2:08.659
4	40.122	73.6	59.729	61.5	30.145	97.9	2:09.996	9	39.273	75.3	57.591	67.2	30.095	97.0	2:06.959
5	39.787	74.8	59.330	64.9	34.772	94.3	2:13.889	10	39.069	77.6	59.089	68.4	29.660	82.6	2:07.818

69 Bob Bullen (C)								Ford Anglia							
lap	Sect-1	Speed	Sect-2	Speed	Sect-3	Speed	Laptime Pit	lap	Sect-1	Speed	Sect-2	Speed	Sect-3	Speed	Laptime Pit
1			51.819	76.0	26.729	108.2	2:03.260	7	34.664		49.500	77.1	26.713		1:50.877
2	35.141		49.716	77.4	27.031	108.6	1:51.888	8	34.630		49.236	79.6	26.568		1:50.434
3	34.891		49.395	78.6	26.836	108.6	1:51.122	9	34.952		49.652	81.0	26.852	108.8	1:51.456
4	34.717		49.699	79.4	26.776	108.6	1:51.192	10	34.770		49.214	80.7	26.662	108.9	1:50.646
5				79.2	26.702	108.2	1:51.017	11	34.185		49.108	77.6	27.105	109.5	1:50.398
6	34.772		49.813	77.7	26.900	107.6	1:51.485	12							

94 Steven Platts (E)								Singer Chamois							
lap	Sect-1	Speed	Sect-2	Speed	Sect-3	Speed	Laptime Pit	lap	Sect-1	Speed	Sect-2	Speed	Sect-3	Speed	Laptime Pit
1		80.2	53.027	72.3	28.253	103.4	2:07.143	7	35.490	80.3	51.435	73.8	27.778	104.7	1:54.703
2	35.352	81.5	51.154	75.0	27.519	103.9	1:54.025	8	36.406	81.3	51.305	75.5	27.740	103.3	1:55.451
3	35.706		52.293	74.3	28.305	102.2	1:56.304	9	35.724	81.7	51.413	73.7	27.720	102.6	1:54.857
4	35.266	80.7	51.405	74.1	27.885	102.5	1:54.556	10	35.562	81.8	50.994	78.9	27.774	102.8	1:54.330
5	35.876	80.6	51.082	76.0	27.658	102.6	1:54.616	11	35.796	82.4	51.013	75.1	28.054	101.9	1:54.863
6	35.816	81.4	50.980	77.0	27.668	102.5	1:54.464	12							



Session Start: 17:24:27 - Finish: 17:44:43  
 Weather/Track Conditions: Cloud / Dry  
 Circuit: Brands Hatch Grand Prix Circuit  
 Track Length: 3.916 Km - 2.4330 miles



# Legends of Brands Hatch Superprix - 1 - 2 Jul 2017

## HSCC/HRSR Historic Touring Cars

### Race 7 - Sector Analysis

95 Shaun Hazlewood (E)								Hillman Imp							
Lap	Sect-1	Speed	Sect-2	Speed	Sect-3	Speed	Laptime Pit	Lap	Sect-1	Speed	Sect-2	Speed	Sect-3	Speed	Laptime Pit
1		78.8	54.674	74.6	28.971	99.7	2:12.548	6	37.059	78.3	53.522	72.1	28.643	98.3	1:59.224
2	37.223	78.1	53.996	66.1	28.926	99.0	2:00.145	7	37.364	77.5	53.349	68.5	28.782	99.0	1:59.495
3	37.706	77.2	53.779	72.1	29.450	97.4	2:00.935	8	37.966	76.8	54.397	72.1	29.584	96.0	2:01.947
4	37.914	76.4	54.875	69.6	29.129	97.9	2:01.918	9	38.163	77.3	54.930	70.8	29.396	97.4	2:02.489
5	38.145	76.3	54.825	67.2	29.014	99.5	2:01.984	10	38.473	76.7	56.220	60.6	29.762	92.4	2:04.455

97 David Heale (E)								Hillman Imp							
Lap	Sect-1	Speed	Sect-2	Speed	Sect-3	Speed	Laptime Pit	Lap	Sect-1	Speed	Sect-2	Speed	Sect-3	Speed	Laptime Pit
1		82.8	52.357	72.6	27.643	105.7	2:06.218	7	35.480	83.1	51.781	72.9	27.680	105.4	1:54.941
2	35.661	84.3	51.423	75.6	27.425	105.5	1:54.509	8	35.844	78.7	51.729	73.7	27.349	106.2	1:54.922
3	35.588	83.7	54.028	73.4	27.537	105.9	1:57.153	9	35.958	77.8	51.648	72.3	27.334	106.2	1:54.940
4	35.433	84.3	51.179	73.5	27.780	105.9	1:54.392	10	36.115	82.9	50.774	74.2	27.296	104.9	1:54.185
5	35.929	83.2	51.645	75.3	27.228	105.4	1:54.802	11	36.542	83.3	50.894	77.2	27.502	105.0	1:54.938
6	35.676	80.9	51.510	76.2	27.291	105.5	1:54.477	12							

166 Rob Fenn (K1)								Ford Mustang							
Lap	Sect-1	Speed	Sect-2	Speed	Sect-3	Speed	Laptime Pit	Lap	Sect-1	Speed	Sect-2	Speed	Sect-3	Speed	Laptime Pit
1		87.1	50.024	69.9	26.665	115.5	2:00.176	7	35.161	82.5	49.515	73.1	26.232	119.2	1:50.908
2	35.446	85.4	49.480	73.8	26.152	118.7	1:51.078	8	35.209	85.2	49.689	73.4	26.397	116.9	1:51.295
3	35.001	88.1	49.600	72.0	26.534	119.0	1:51.135	9	35.959	84.0	49.315	75.4	25.991	119.6	1:51.265
4	35.503	83.2	49.689	77.0	26.238	120.0	1:51.430	10	35.202	85.8	49.674	75.1	26.252	119.6	1:51.128
5	35.067	85.6	49.472	74.2	26.452	119.8	1:50.991	11	35.385	87.0	50.235	75.7	26.788	107.6	1:52.408
6	35.547	85.1	49.106	74.5	26.349	119.8	1:51.002	12							

176 Andrew Davenall (A)								Austin A105							
Lap	Sect-1	Speed	Sect-2	Speed	Sect-3	Speed	Laptime Pit	Lap	Sect-1	Speed	Sect-2	Speed	Sect-3	Speed	Laptime Pit
1		71.0	56.862	67.3	29.708	101.9	2:18.107	6	39.397	74.6	56.467	66.2	29.818	99.0	2:05.682
2	39.993	76.5	55.987	67.3	30.062	86.7	2:06.042	7	39.164	73.8	57.830	66.1	30.923	93.8	2:07.917
3	40.276	73.3	56.277	66.3	29.620	101.4	2:06.173	8	41.111	77.3	55.817	65.2	29.582	102.2	2:06.510
4	39.259	75.3	56.748	63.4	29.988	99.0	2:05.995	9	39.098	76.0	56.578	64.6	30.695	99.6	2:06.371
5	40.117	70.4	56.980	66.5	30.212	98.3	2:07.309	10	39.179	75.3	55.883	67.2	30.638	99.0	2:05.700



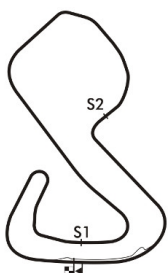
**Session Start: 17:24:27 - Finish: 17:44:43**  
**Weather/Track Conditions: Cloud / Dry**  
**Circuit: Brands Hatch Grand Prix Circuit**  
**Track Length: 3.916 Km - 2.4330 miles**

# Legends of Brands Hatch Superprix - 1 - 2 Jul 2017

## HSCC/HRSR Historic Touring Cars

### Race 7 - Best Sector Times

	SECTOR 1			SECTOR 2			SECTOR 3			IDEAL / BEST LAP COMPARISON					
	NO	TIME	LAP	NO	TIME	LAP	NO	TIME	LAP	NO	NAME	BEST	IN	IDEAL	DIFF
1	69	34.185	11	6	48.566	6	3	25.854	2	10	Jack Drury	1:49.573	5	1:49.464	+0.109
2	44	34.636	8	10	48.589	5	6	25.929	7	6	Warren Briggs	1:49.600	7	1:49.309	+0.291
3	6	34.814	7	166	49.106	6	166	25.991	9	69	Bob Bullen	1:50.398	11	1:49.861	+0.537
4	10	34.822	9	69	49.108	11	10	26.053	10	32	Richard Belcher	1:50.558	6	1:50.308	+0.250
5	32	34.859	3	32	49.128	6	32	26.321	6	7	Peter Chambers	1:50.605	11	1:50.510	+0.095
6	7	34.863	4	44	49.203	10	44	26.404	6	44	Ben Winrow	1:50.715	11	1:50.243	+0.472
7	166	35.001	3	7	49.225	11	7	26.422	11	3	Peter Hallford	1:50.724	2	1:50.306	+0.418
8	3	35.054	3	42	49.364	4	15	26.444	2	166	Rob Fenn	1:50.908	7	1:50.098	+0.810
9	42	35.071	4	3	49.398	10	69	26.568	8	42	John Spiers	1:51.148	4	1:51.148	+0.000
10	94	35.266	4	15	50.277	7	42	26.713	4	15	Mark Watts	1:52.545	11	1:52.406	+0.139
11	14	35.316	3	1	50.724	7	49	27.147	6	14	Jon Milicevic	1:53.506	3	1:53.335	+0.171
12	1	35.403	3	14	50.726	2	97	27.228	5	49	Peter Hore	1:53.699	7	1:53.419	+0.280
13	97	35.433	4	97	50.774	10	14	27.293	2	1	Simon Benoy	1:53.805	5	1:53.473	+0.332
14	49	35.470	7	49	50.802	9	67	27.339	1	94	Steven Platts	1:54.025	2	1:53.765	+0.260
15	15	35.685	10	94	50.980	6	1	27.346	10	97	David Heale	1:54.185	10	1:53.435	+0.750
16	55	36.057	5	55	51.352	10	94	27.519	2	55	Rob Wainwright	1:55.437	5	1:55.183	+0.254
17	67	36.241	2	67	51.594	1	55	27.774	5	67	James Clarke	1:56.882	9	1:55.174	+1.708
18	17	36.263	3	17	52.554	3	17	28.105	2	17	Roger Ebdon	1:57.149	3	1:56.922	+0.227
19	47	36.596	6	38	52.628	9	38	28.196	9	38	Graeme Kersley	1:57.920	9	1:57.660	+0.260
20	38	36.836	8	47	52.677	9	47	28.397	10	47	Nigel Cox	1:58.101	10	1:57.670	+0.431
21	95	37.059	6	95	53.349	7	95	28.643	6	95	Shaun Hazlewood	1:59.224	6	1:59.051	+0.173
22	56	38.395	2	61	55.176	2	61	29.131	1	56	Michael Sheraton	2:04.511	2	2:04.450	+0.061
23	61	38.539	2	176	55.817	8	176	29.582	8	61	Brian Webb	2:05.155	2	2:02.846	+2.309
24	68	39.069	10	56	55.869	2	68	29.660	10	176	Andrew Davenall	2:05.682	6	2:04.497	+1.185
25	176	39.098	9	68	57.591	9	56	30.186	1	68	John Marsden	2:06.959	9	2:06.320	+0.639
26	36	41.060	2	36	1:01.583	2	36	32.491	2	36	Jim Chapman	2:15.134	2	2:15.134	+0.000



**Session Start: 17:24:27 - Finish: 17:44:43**  
**Weather/Track Conditions: Cloud / Dry**  
**Circuit: Brands Hatch Grand Prix Circuit**  
**Track Length: 3.916 Km - 2.4330 miles**

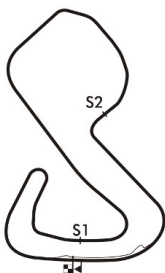


# Legends of Brands Hatch Superprix - 1 - 2 Jul 2017

## HSCC/HRSR Historic Touring Cars

### Race 7 - Best Sector Speeds

	NO	SECTOR 1	MPH	NO	SECTOR 2	MPH	NO	SECTOR 3	MPH
1	6	Warren Briggs	93.0	42	John Spiers	81.0	6	Warren Briggs	122.0
2	3	Peter Hallford	91.0	69	Bob Bullen	81.0	10	Jack Drury	122.0
3	15	Mark Watts	90.9	44	Ben Winrow	80.7	3	Peter Hallford	120.4
4	7	Peter Chambers	88.8	6	Warren Briggs	79.9	166	Rob Fenn	120.0
5	44	Ben Winrow	88.5	10	Jack Drury	79.6	15	Mark Watts	119.2
6	32	Richard Belcher	88.4	14	Jon Milicevic	79.6	32	Richard Belcher	113.7
7	166	Rob Fenn	88.1	94	Steven Platts	78.9	7	Peter Chambers	112.6
8	49	Peter Hore	87.3	7	Peter Chambers	78.8	44	Ben Winrow	110.6
9	42	John Spiers	86.5	3	Peter Hallford	78.4	49	Peter Hore	109.8
10	97	David Heale	84.3	32	Richard Belcher	77.6	69	Bob Bullen	109.5
11	1	Simon Benoy	83.6	49	Peter Hore	77.6	42	John Spiers	109.3
12	47	Nigel Cox	82.9	17	Roger Ebdon	77.4	67	James Clarke	107.7
13	67	James Clarke	82.9	97	David Heale	77.2	38	Graeme Kersley	106.4
14	94	Steven Platts	82.4	166	Rob Fenn	77.0	47	Nigel Cox	106.2
15	14	Jon Milicevic	82.3	67	James Clarke	76.9	97	David Heale	106.2
16	17	Roger Ebdon	81.5	1	Simon Benoy	76.4	94	Steven Platts	104.7
17	55	Rob Wainwright	80.9	15	Mark Watts	75.7	1	Simon Benoy	104.2
18	38	Graeme Kersley	80.5	55	Rob Wainwright	75.0	14	Jon Milicevic	103.6
19	95	Shaun Hazlewood	78.8	95	Shaun Hazlewood	74.6	17	Roger Ebdon	102.6
20	68	John Marsden	77.6	38	Graeme Kersley	72.1	61	Brian Webb	102.5
21	61	Brian Webb	77.3	56	Michael Sheraton	70.8	176	Andrew Davenall	102.2
22	176	Andrew Davenall	77.3	61	Brian Webb	70.7	55	Rob Wainwright	100.3
23	56	Michael Sheraton	71.5	47	Nigel Cox	70.2	95	Shaun Hazlewood	99.7
24	36	Jim Chapman	65.1	68	John Marsden	68.4	68	John Marsden	97.9
25	69	Bob Bullen	29.6	176	Andrew Davenall	67.3	56	Michael Sheraton	93.6
26	10	Jack Drury	0.0	36	Jim Chapman	62.6	36	Jim Chapman	85.1



**Session Start: 17:24:27 - Finish: 17:44:43**  
**Weather/Track Conditions: Cloud / Dry**  
**Circuit: Brands Hatch Grand Prix Circuit**  
**Track Length: 3.916 Km - 2.4330 miles**

# Legends of Brands Hatch Superprix - 1 - 2 Jul 2017

## HSCC/HRSR Historic Touring Cars

### Race 7 - Lap Chart

Lap 1			Lap 2			Lap 3			Lap 4			Lap 5			Lap 6		
NO	Behind	Laptime	NO	Behind	Laptime	NO	Behind	Laptime	NO	Behind	Laptime	NO	Behind	Laptime	NO	Behind	Laptime
10		1:56.521	10		1:50.457	10		1:50.041	10		1:50.325	10		1:49.573	10		1:50.114
7	0.759	1:57.280	7	1.467	1:51.165	6	2.567	1:50.586	6	2.290	1:50.048	6	2.352	1:49.635	6	2.051	1:49.813
44	1.712	1:58.233	6	2.022	1:50.440	7	3.361	1:51.935	7	3.908	1:50.872	7	5.584	1:51.249	68	1 LAP	2:13.889
6	2.039	1:58.560	44	3.036	1:51.781	44	3.909	1:50.914	44	4.320	1:50.736	44	5.997	1:51.250	7	6.601	1:51.131
32	3.166	1:59.687	32	3.941	1:51.232	32	5.147	1:51.247	32	6.045	1:51.223	32	7.636	1:51.164	44	7.026	1:51.143
166	3.655	2:00.176	166	4.276	1:51.078	166	5.370	1:51.135	166	6.475	1:51.430	166	7.893	1:50.991	32	8.080	1:50.558
3	4.419	2:00.940	3	4.686	1:50.724	3	5.607	1:50.962	3	6.812	1:51.530	3	8.262	1:51.023	166	8.781	1:51.002
69	6.739	2:03.260	69	8.170	1:51.888	69	9.251	1:51.122	69	10.118	1:51.192	69	11.562	1:51.017	3	9.415	1:51.267
15	7.408	2:03.929	15	10.172	1:53.221	15	14.036	1:53.905	36	1 LAP	2:53.662	15	21.689	1:53.069	69	12.933	1:51.485
67	8.139	2:04.660	14	12.358	1:53.937	14	15.823	1:53.506	15	18.193	1:54.482	42	22.767	1:51.901	15	25.512	1:53.937
14	8.878	2:05.399	97	13.749	1:54.509	42	19.616	1:53.336	14	19.592	1:54.094	14	24.766	1:54.747	42	26.287	1:53.634
97	9.697	2:06.218	94	14.190	1:54.025	94	20.453	1:56.304	42	20.439	1:51.148	94	29.727	1:54.616	14	28.436	1:53.784
94	10.622	2:07.143	67	15.524	1:57.842	97	20.861	1:57.153	94	24.684	1:54.556	97	30.157	1:54.802	94	34.077	1:54.464
49	11.174	2:07.695	49	15.914	1:55.197	49	21.590	1:55.717	97	24.928	1:54.392	49	31.100	1:55.013	97	34.520	1:54.477
17	12.873	2:09.394	42	16.321	1:53.237	1	23.378	1:54.465	49	25.660	1:54.395	1	31.901	1:53.805	49	35.083	1:54.097
1	12.942	2:09.463	1	18.954	1:56.469	67	24.057	1:58.574	1	27.669	1:54.616	67	38.622	1:57.203	1	36.342	1:54.555
42	13.541	2:10.062	17	19.661	1:57.245	17	26.769	1:57.149	67	30.992	1:57.260	55	39.100	1:55.437	55	45.202	1:56.216
55	14.587	2:11.108	55	20.981	1:56.851	55	27.280	1:56.340	55	33.236	1:56.281	17	42.664	1:57.931	17	51.310	1:58.760
95	16.027	2:12.548	95	25.715	2:00.145	95	36.609	2:00.935	17	34.306	1:57.862	47	1:00.190	1:58.960	47	1:08.551	1:58.475
38	19.390	2:15.911	38	31.201	2:02.268	47	41.859	1:59.802	95	48.202	2:01.918	95	1:00.613	2:01.984	95	1:09.723	1:59.224
176	21.586	2:18.107	47	32.098	2:00.519	38	43.213	2:02.053	47	50.803	1:59.269	38	1:03.574	1:59.602	38	1:11.833	1:58.373
61	21.839	2:18.360	61	36.537	2:05.155	176	53.303	2:06.173	38	53.545	2:00.657	176	1:26.709	2:07.309	176	1:42.277	2:05.682
47	22.036	2:18.557	176	37.171	2:06.042	56	55.185	2:07.534	176	1:08.973	2:05.995				67	1:47.251	2:58.743
56	23.638	2:20.159	56	37.692	2:04.511	68	1:11.374	2:11.399	68	1:31.045	2:09.996						
68	29.927	2:26.448	68	50.016	2:10.546												
36	32.517	2:29.038	36	57.194	2:15.134												

**Session Start: 17:24:27 - Finish: 17:44:43**  
**Weather/Track Conditions: Cloud / Dry**  
**Circuit: Brands Hatch Grand Prix Circuit**  
**Track Length: 3.916 Km - 2.4330 miles**

# Legends of Brands Hatch Superprix - 1 - 2 Jul 2017

## HSCC/HRSR Historic Touring Cars

### Race 7 - Lap Chart

Lap 7			Lap 8			Lap 9			Lap 10			Lap 11		
NO	Behind	Laptime	NO	Behind	Laptime	NO	Behind	Laptime	NO	Behind	Laptime	NO	Behind	Laptime
10		1:49.614	10		1:50.099	10		1:49.819	10		1:49.961	10		1:50.604
6	2.037	1:49.600	6	2.902	1:50.964	6	3.659	1:50.576	6	4.059	1:50.361	6	4.355	1:50.900
7	8.543	1:51.556	67	1 LAP	2:02.085	7	11.607	1:51.257	7	12.620	1:50.974	95	1 LAP	2:04.455
44	9.447	1:52.035	7	10.169	1:51.725	44	11.939	1:51.210	44	13.087	1:51.109	7	12.621	1:50.605
32	9.830	1:51.364	176	1 LAP	2:07.917	32	12.407	1:51.411	32	13.427	1:50.981	44	13.198	1:50.715
166	10.075	1:50.908	44	10.548	1:51.200	166	12.717	1:51.265	166	13.884	1:51.128	32	14.082	1:51.259
3	11.175	1:51.374	32	10.815	1:51.084	3	13.699	1:51.320	3	14.553	1:50.815	166	15.688	1:52.408
69	14.196	1:50.877	166	11.271	1:51.295	69	16.168	1:51.456	69	16.853	1:50.646	3	16.054	1:52.105
68	1 LAP	2:12.248	3	12.198	1:51.122	67	1 LAP	2:00.305	67	1 LAP	1:56.882	69	16.647	1:50.398
15	28.965	1:53.067	69	14.531	1:50.434	176	1 LAP	2:06.510	15	40.147	1:53.549	67	1 LAP	1:57.168
42	29.566	1:52.893	15	33.107	1:54.241	15	36.559	1:53.271	42	40.888	1:53.532	15	42.088	1:52.545
14	33.461	1:54.639	42	33.827	1:54.360	42	37.317	1:53.309	176	1 LAP	2:06.371	42	42.944	1:52.660
94	39.166	1:54.703	14	37.949	1:54.587	14	42.414	1:54.284	14	47.712	1:55.259	14	52.635	1:55.527
49	39.168	1:53.699	49	43.497	1:54.428	49	47.956	1:54.278	49	52.507	1:54.512	49	56.778	1:54.875
97	39.847	1:54.941	94	44.518	1:55.451	94	49.556	1:54.857	94	53.925	1:54.330	94	58.184	1:54.863
1	40.533	1:53.805	97	44.670	1:54.922	97	49.791	1:54.940	97	54.015	1:54.185	97	58.349	1:54.938
55	51.605	1:56.017	1	45.500	1:55.066	1	50.777	1:55.096	1	54.641	1:53.825	176	1 LAP	2:05.700
17	1:01.070	1:59.374	68	1 LAP	2:12.415	55	1:04.149	1:55.995	55	1:10.401	1:56.213	1	59.082	1:55.045
47	1:17.619	1:58.682	55	57.973	1:56.467	68	1 LAP	2:08.659	68	1 LAP	2:06.959	55	1:15.826	1:56.029
95	1:19.604	1:59.495	17	1:10.799	1:59.828	17	1:20.892	1:59.912	17	1:30.095	1:59.164	17	1:39.127	1:59.636
38	1:20.230	1:58.011	47	1:26.138	1:58.618	47	1:34.614	1:58.295	47	1:42.754	1:58.101	68	1 LAP	2:07.818
			38	1:28.124	1:57.993	38	1:36.225	1:57.920	38	1:44.825	1:58.561	47	1:50.295	1:58.145
			95	1:31.452	2:01.947	95	1:44.122	2:02.489				38	1:53.538	1:59.317

**Session Start: 17:24:27 - Finish: 17:44:43**  
**Weather/Track Conditions: Cloud / Dry**  
**Circuit: Brands Hatch Grand Prix Circuit**  
**Track Length: 3.916 Km - 2.4330 miles**

## Legends of Brands Hatch Superprix - 1 - 2 Jul 2017

### HSCC Guards Trophy supported by Dunlop Tyres Qualifying for Race 8 - Classification

Sheet No:

POS	NO	DRIVER/S	CLASS	CLASS		CAR MAKE / MODEL	TIME	ON	LAPS	GAP	DIFF	MPH
				POS	POS							
1	18	Bartell-Mitchell	SRC	1		Elva Mk7S	1:41.443	6	12			86.34
2	7	Chris Goodwin	SRB	1		Lotus 23B	1:41.492	8	13	0.049	0.049	86.30
3	32	Charles Allison	SRD	1		Chevron B8	1:42.274	5	10	0.831	0.782	85.64
4	38	Ugo-Bernberg	SRD	2		Chevron B8	1:43.438	6	12	1.995	1.164	84.68
5	37	Gardiner-Cox	D	1		TVR Griffith	1:44.063	7	11	2.620	0.625	84.17
6	6	Thompson-McClurg	SRD	3		Chevron B6	1:44.162	7	12	2.719	0.099	84.09
7	75	Voyazides-Hadfield	D	2		Shelby Daytona Cobra	1:44.242	12	13	2.799	0.080	84.02
8	16	Phillip Nelson	SRD	4		Chevron B8	1:44.481	9	10	3.038	0.239	83.83
9	25	Hibberd M-Hibberd A	SRB	2		Lotus 23B	1:44.544	11	11	3.101	0.063	83.78
10	65	Thompson-Hales	D	3		TVR Griffith	1:44.839	12	12	3.396	0.295	83.54
11	5	Sam Thomas	SRB	3		Brabham BT5	1:45.451	6	13	4.008	0.612	83.06
12	77	Robin Ellis	SRB	4		Elva Mk7	1:45.707	5	13	4.264	0.256	82.86
13	1	John Davison	A	1		Lotus Elan 26R	1:46.599	4	10	5.156	0.892	82.17
14	14	Spiers-Hetherington	D	4		TVR Griffith	1:47.155	4	4	5.712	0.556	81.74
15	55	Shaw-Barter	A	2		Lotus Elan GTS	1:47.683	4	12	6.240	0.528	81.34
16	41	Brian Casey	SRE	1		Lenham P69	1:47.941	12	12	6.498	0.258	81.14
17	23	Darren Wilson	SRB	5		Lotus 23B	1:48.660	4	12	7.217	0.719	80.61
18	10	Tizzard-McCarthy	SRB	6		Lotus 23B	1:49.134	5	11	7.691	0.474	80.26
19	72	Jamie Boot	C	1		Jaguar E-type	1:49.144	6	6	7.701	0.010	80.25
20	22	De Gres-Merrick	SRB	7		Elva Mk7	1:50.703	6	11	9.260	1.559	79.12
21	82	Bob Binfield	C	2		Jaguar E-type	1:56.233	6	7	14.790	5.530	75.36
22	50	Richard Bateman	A	3		Lotus Elan	1:58.042	12	12	16.599	1.809	74.20
23	73	Michael Lillywhite	B	1		MG B	1:58.069	7	12	16.626	0.027	74.18
24	68	Gordon-Finburgh	C	3		Lotus Elite S2	2:01.372	5	11	19.929	3.303	72.16
25	19	Gibson-Daunt	INV	1		Lotus 19	2:02.487	5	9	21.044	1.115	71.51
26	21	John Hutchison	A	4		Lotus Elan 26R	2:02.569	6	11	21.126	0.082	71.46
27	168	Pickett De-Pickett Da	B	2		MG B	2:07.948	5	10	26.505	5.379	68.46
28	11	Andrew Shepherd	SRB	8		Lotus 23C			1			0.00
29	42	Colman H-Colman M	SRD	5		Chevron B8			1			0.00
30	33	Jeremy Deeley	SRE	2		Rawlson CR6						

Car 18 requires a working transponder - Regulation Q.12.2.1 refers.  
A 30 second penalty will be applied if not working in the race.

*Session Start: 17:53:39 - Finish: 18:18:41*  
*Weather/Track Conditions: Cloud / Dry*  
*Circuit: Brands Hatch Grand Prix Circuit*  
*Track Length: 3.916 Km - 2.4330 miles*

These results are provisional until the conclusion of any judicial and technical matters.

Clerk of the Course:

Julian Floyd

Timekeeper:

Nick Palmer

Issued at:

# Legends of Brands Hatch Superprix - 1 - 2 Jul 2017

## HSCC Guards Trophy supported by Dunlop Tyres

### Qualifying for Race 8 - Sector Analysis

1 John Davison (A)								Lotus Elan 26R							
lap	Sect-1	Speed	Sect-2	Speed	Sect-3	Speed	Laptime Pit	lap	Sect-1	Speed	Sect-2	Speed	Sect-3	Speed	Laptime Pit
1	Out	84.0	51.161	70.5	26.791	113.2	1:57.672	6	34.808	91.2	52.757	70.1	28.873	114.3	1:56.438
2	34.035	92.1	48.741	64.6	29.226	115.1	1:52.002	7	33.055	94.6	48.416	73.4	25.869	116.9	1:47.340
3	34.185	92.9	52.981	57.1	26.434	115.9	1:53.600	8	33.479	93.4	48.230	77.6	29.741	77.4	1:51.450
4	33.244	95.8	47.630	80.6	25.725	117.5	1:46.599	9	37.582	87.9	55.707	56.0	In		3:44.058 P
5	36.204	77.8	53.275	64.2	32.086	109.5	2:01.565	10	Out	80.6	1:01.144	60.5	30.752	89.7	2:11.498

5 Sam Thomas (SRB)								Brabham BT5							
lap	Sect-1	Speed	Sect-2	Speed	Sect-3	Speed	Laptime Pit	lap	Sect-1	Speed	Sect-2	Speed	Sect-3	Speed	Laptime Pit
1	Out	82.7	51.087	67.7	25.950	112.8	1:57.541	8	33.208	92.6	47.551	80.5	In		2:59.494 P
2	34.849	89.7	48.640	75.8	25.675	119.2	1:49.164	9	Out	80.9	58.692	62.0	34.192	93.8	2:11.062
3	34.208	88.1	47.778	78.7	25.132	119.6	1:47.118	10	44.864	59.7	1:03.168	51.4	32.749	78.7	2:20.781
4	33.598	92.4	47.541	72.1	25.319	119.6	1:46.458	11	43.249	63.4	1:12.980	57.1	27.248	117.5	2:23.477
5	33.829	95.6	47.343	81.6	25.408	120.0	1:46.580	12	34.337	93.8	47.826	84.1	25.016	120.0	1:47.179
6	32.912	91.5	47.424	86.0	25.115	119.8	1:45.451	13	33.404	96.1	47.380	80.1	24.758	119.6	1:45.542
7	34.009	96.3	46.841	74.2	25.065	119.8	1:45.915	14							

6 Thompson-McClurg (SRD)								Chevron B6							
lap	Sect-1	Speed	Sect-2	Speed	Sect-3	Speed	Laptime Pit	lap	Sect-1	Speed	Sect-2	Speed	Sect-3	Speed	Laptime Pit
1	Out	88.9	51.273	68.0	26.296	121.3	1:57.863	7	32.540	93.0	46.579	73.0	25.043	125.1	1:44.162
2	35.078	89.5	48.639	73.2	25.557	121.5	1:49.274	8	32.734	94.0	51.793	46.7	36.817	69.1	2:01.344
3	34.936	87.1	48.620	80.5	25.350	123.5	1:48.906	9	41.362	70.1	57.847	63.1	29.507	90.3	2:08.716
4	34.218	85.2	50.415	63.8	26.944	121.5	1:51.577	10	39.175	75.5	53.709	58.1	33.326	79.7	2:06.210
5	34.352	88.4	47.943	77.2	In		3:15.363 P	11	40.742	63.8	1:09.886	54.4	31.381	121.1	2:22.009
6	Out	92.5	46.647	79.2	24.330	126.6	1:46.755	12	33.206	88.7	46.658	75.8	24.543	125.4	1:44.407

7 Chris Goodwin (SRB)								Lotus 23B							
lap	Sect-1	Speed	Sect-2	Speed	Sect-3	Speed	Laptime Pit	lap	Sect-1	Speed	Sect-2	Speed	Sect-3	Speed	Laptime Pit
1	Out	90.7	50.030	73.9	25.875	121.3	1:53.379	8	31.840	98.4	45.374	84.4	24.278	124.9	1:41.492
2	33.291	88.2	48.307	78.1	24.534	123.3	1:46.132	9	33.708	69.8	1:04.655	53.5	34.947	81.6	2:13.310
3	33.141	88.8	50.268	71.3	25.994	120.2	1:49.403	10	45.109	55.7	1:06.898	41.7	49.254	81.6	2:41.261
4	32.678	95.6	45.716	82.4	24.682	123.1	1:43.076	11	44.283	58.5	1:04.555	50.4	30.794	119.0	2:19.632
5	32.154	99.2	45.534	82.0	24.588	124.2	1:42.276	12	32.898	99.3	45.620	81.4	24.283	124.9	1:42.801
6	32.371	92.9	46.701	81.3	25.301	123.8	1:44.373	13	32.069	100.5	58.390	81.4	24.486	124.0	1:54.945
7	32.422	98.0	45.371	79.0	24.858	124.9	1:42.651	14							

10 Tizzard-McCarthy (SRB)								Lotus 23B							
lap	Sect-1	Speed	Sect-2	Speed	Sect-3	Speed	Laptime Pit	lap	Sect-1	Speed	Sect-2	Speed	Sect-3	Speed	Laptime Pit
1	Out	80.9	55.102	61.9	27.439	116.5	2:04.344	7	Out	73.7	1:01.300	60.7	35.291	85.8	2:18.811
2	35.978	89.3	51.086	69.6	27.010	116.9	1:54.074	8	41.034	66.5	1:03.343	56.6	31.692	80.9	2:16.069
3	35.689	87.3	49.000	71.0	27.107	118.1	1:51.796	9	43.066	61.6	1:00.307	62.9	30.378	92.7	2:13.751
4	35.740	82.5	48.762	73.1	25.897	119.6	1:50.399	10	40.280	66.3	56.300	70.7	29.005	102.0	2:05.585
5	34.969	87.0	48.503	71.1	25.662	121.1	1:49.134	11	39.171	75.2	54.262	70.6	28.373	108.6	2:01.806
6	34.639	88.6	48.729	71.3	In		3:47.155 P	12							

11 Andrew Shepherd (SRB)								Lotus 23C							
lap	Sect-1	Speed	Sect-2	Speed	Sect-3	Speed	Laptime Pit	lap	Sect-1	Speed	Sect-2	Speed	Sect-3	Speed	Laptime Pit
1	Out	79.7	1:06.055	66.7	27.641	101.2	2:16.327	2							

14 Spiers-Hetherington (D)								TVR Griffith							
lap	Sect-1	Speed	Sect-2	Speed	Sect-3	Speed	Laptime Pit	lap	Sect-1	Speed	Sect-2	Speed	Sect-3	Speed	Laptime Pit
1	Out	36.2	In		In		4:01.077 P	3	Out	94.4	48.686	76.8	25.862	117.1	1:54.724
2	Out	80.5	59.479	66.5	In		6:16.920 P	4	34.454	95.2	47.366	75.8	25.335	125.1	1:47.155



**Session Start: 17:53:39 - Finish: 18:18:41**  
**Weather/Track Conditions: Cloud / Dry**  
**Circuit: Brands Hatch Grand Prix Circuit**  
**Track Length: 3.916 Km - 2.4330 miles**

# Legends of Brands Hatch Superprix - 1 - 2 Jul 2017

## HSCC Guards Trophy supported by Dunlop Tyres Qualifying for Race 8 - Sector Analysis

16 Phillip Nelson (SRD)								Chevron B8							
lap	Sect-1	Speed	Sect-2	Speed	Sect-3	Speed	Laptime Pit	lap	Sect-1	Speed	Sect-2	Speed	Sect-3	Speed	Laptime Pit
1	Out	87.1	50.589	71.3	27.277	117.7	1:55.974	6	33.024	93.9	46.916	75.6	24.802	120.9	1:44.742
2	34.903	87.3	51.238	73.4	In		4:49.453 P	7	35.443	70.2	1:09.852	52.0	In		5:18.436 P
3	Out	89.3	47.789	78.4	26.333	117.9	1:51.440	8	Out	81.6	1:21.255	51.9	30.098	119.2	2:28.666
4	34.330	92.5	47.458	75.7	25.342	121.1	1:47.130	9	33.498	93.0	46.111	79.3	24.872	121.8	1:44.481
5	33.065	91.2	49.429	79.6	25.310	120.2	1:47.804	10	33.225	87.0	47.105	81.1	24.838	118.5	1:45.168

18 Bartell-Mitchell (SRC)								Elva Mk7S							
lap	Sect-1	Speed	Sect-2	Speed	Sect-3	Speed	Laptime Pit	lap	Sect-1	Speed	Sect-2	Speed	Sect-3	Speed	Laptime Pit
1							1:44.005	7			In		In		3:04.991 P
2							1:42.708	8	Out						2:19.366
3							1:42.681	9							2:21.619
4							1:46.155	10							2:20.409
5							1:45.888	11							1:44.551
6							1:41.443	12							1:43.490

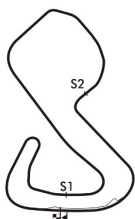
19 Gibson-Daunt (INV)								Lotus 19							
lap	Sect-1	Speed	Sect-2	Speed	Sect-3	Speed	Laptime Pit	lap	Sect-1	Speed	Sect-2	Speed	Sect-3	Speed	Laptime Pit
1	Out	42.8	1:00.069	68.3	31.131	92.1	2:21.999	6	41.132	78.6	58.316	57.1	In		4:16.333 P
2	41.874	75.7	1:00.461	66.0	29.989	97.3	2:12.324	7	Out	59.1	1:06.608	53.9	34.217	78.5	2:34.213
3	39.397	77.9	56.974	74.7	30.341	101.2	2:06.712	8	47.149	62.2	1:02.992	59.2	32.202	91.2	2:22.343
4	38.493	80.6	53.594	75.6	30.496	103.1	2:02.583	9	43.105	67.2	1:13.272	55.5	In		5:39.171 P
5	37.308	81.4	55.584	69.6	29.595	98.0	2:02.487	10							

21 John Hutchison (A)								Lotus Elan 26R							
lap	Sect-1	Speed	Sect-2	Speed	Sect-3	Speed	Laptime Pit	lap	Sect-1	Speed	Sect-2	Speed	Sect-3	Speed	Laptime Pit
1	Out	66.4	57.855	70.2	28.986	98.9	2:11.226	7	39.415	82.3	55.914	66.6	31.541	90.7	2:06.870
2	40.113	79.7	57.371	66.3	29.170	104.9	2:06.654	8	41.946	71.8	1:00.069	61.3	33.257	84.2	2:15.272
3	38.246	78.8	56.410	61.4	30.161	104.2	2:04.817	9	47.462	53.8	1:03.239	60.2	32.661	90.5	2:23.362
4	38.604	82.5	55.533	66.0	30.579	102.6	2:04.716	10	42.544	69.3	1:13.277	53.3	33.516	90.1	2:29.337
5	41.154	77.3	55.300	74.2	29.523	98.9	2:05.977	11	40.891	75.8	57.658	64.6	30.044	101.4	2:08.593
6	39.361	83.7	54.458	73.4	28.750	105.0	2:02.569	12							

22 De Gres-Merrick (SRB)								Elva Mk7							
lap	Sect-1	Speed	Sect-2	Speed	Sect-3	Speed	Laptime Pit	lap	Sect-1	Speed	Sect-2	Speed	Sect-3	Speed	Laptime Pit
1	Out	67.3	55.465	63.5	29.450	98.0	2:12.567	7	36.831	84.9	52.386	66.3	In		3:58.617 P
2	37.579	83.4	52.262	69.6	27.625	112.4	1:57.466	8	Out	58.8	1:07.776	56.2	33.327	76.3	2:28.933
3	37.055	80.3	51.441	71.7	26.982	115.9	1:55.478	9	44.635	64.1	1:02.346	58.1	31.153	84.9	2:18.134
4	36.232	84.1	49.865	74.7	26.579	117.3	1:52.676	10	41.158	71.9	56.327	68.5	27.992	105.7	2:05.477
5	38.206	72.7	50.764	73.0	26.766	115.1	1:55.736	11	37.775	83.1	51.906	73.5	27.087	111.5	1:56.768
6	35.104	90.7	49.554	75.3	26.045	114.5	1:50.703	12							

23 Darren Wilson (SRB)								Lotus 23B							
lap	Sect-1	Speed	Sect-2	Speed	Sect-3	Speed	Laptime Pit	lap	Sect-1	Speed	Sect-2	Speed	Sect-3	Speed	Laptime Pit
1	Out	83.4	52.944	61.7	27.070	113.3	2:00.745	7	Out	90.9	50.026	71.0	31.582	76.0	2:03.133
2	34.907	88.9	50.072	68.9	27.063	112.2	1:52.042	8	40.338	69.6	1:00.656	58.7	34.235	94.8	2:15.229
3	34.643	89.7	50.666	73.8	26.096	113.5	1:51.405	9	45.078	58.8	1:03.257	48.9	32.797	80.2	2:21.132
4	34.392	90.0	48.354	77.3	25.914	115.5	1:48.660	10	42.991	64.2	1:12.762	62.3	27.926	113.9	2:23.679
5	33.909	85.7	49.032	75.0	26.356	116.1	1:49.297	11	35.898	88.9	49.074	71.7	26.774	115.1	1:51.746
6	34.958	91.6	48.677	72.3	In		4:14.874 P	12	34.565	92.2	48.014	78.1	26.264	110.4	1:48.843

25 Hibberd M-Hibberd A (SRB)								Lotus 23B							
lap	Sect-1	Speed	Sect-2	Speed	Sect-3	Speed	Laptime Pit	lap	Sect-1	Speed	Sect-2	Speed	Sect-3	Speed	Laptime Pit
1	Out	85.0	50.116	76.0	26.391	116.1	1:54.959	7	33.101	94.6	47.202	79.4	31.889	83.7	1:52.192
2	34.604	90.6	49.067	75.1	27.087	103.0	1:50.758	8	40.565	63.6	1:00.746	54.5	In		2:58.335 P
3	36.552	88.5	48.144	82.0	25.306	120.9	1:50.002	9	Out	92.1	52.708	78.8	29.327	94.2	2:01.688
4	34.219	96.7	47.947	80.8	25.464	120.9	1:47.630	10	38.587	68.2	1:06.316	49.7	32.478	122.0	2:17.381
5	35.830	89.9	50.230	72.0	In		4:11.636 P	11	33.200	99.6	46.288	82.5	25.056	123.5	1:44.544
6	Out	96.1	48.609	75.6	25.484	123.8	1:50.868	12							



**Session Start: 17:53:39 - Finish: 18:18:41**  
**Weather/Track Conditions: Cloud / Dry**  
**Circuit: Brands Hatch Grand Prix Circuit**  
**Track Length: 3.916 Km - 2.4330 miles**



# Legends of Brands Hatch Superprix - 1 - 2 Jul 2017

## HSCC Guards Trophy supported by Dunlop Tyres

### Qualifying for Race 8 - Sector Analysis

32 Charles Allison (SRD)								Chevron B8							
lap	Sect-1	Speed	Sect-2	Speed	Sect-3	Speed	Laptime Pit	lap	Sect-1	Speed	Sect-2	Speed	Sect-3	Speed	Laptime Pit
1	Out	82.9	51.031	64.1	26.469	121.1	1:55.824	6	32.453	91.1	45.948	83.7	In		4:39.682 P
2	33.490	86.5	48.157	78.9	24.436	125.6	1:46.083	7	Out	95.2	52.262	63.8	In		5:43.727 P
3	33.597	91.9	49.288	76.9	24.420	124.7	1:47.305	8	Out	74.8	1:19.074	55.0	28.872	121.3	2:26.971
4	32.989	93.6	45.708	83.4	23.942	125.8	1:42.639	9	32.946	94.6	45.137	83.2	24.341	125.1	1:42.424
5	32.493	93.4	45.236	82.1	24.545	122.9	1:42.274	10	35.691	59.0	55.394	78.8	26.758	106.0	1:57.843

33 Jeremy Deeley (SRE)								Rawlson CR6							
lap	Sect-1	Speed	Sect-2	Speed	Sect-3	Speed	Laptime Pit	lap	Sect-1	Speed	Sect-2	Speed	Sect-3	Speed	Laptime Pit

37 Gardiner-Cox (D)								TVR Griffith							
lap	Sect-1	Speed	Sect-2	Speed	Sect-3	Speed	Laptime Pit	lap	Sect-1	Speed	Sect-2	Speed	Sect-3	Speed	Laptime Pit
1	Out	90.3	48.124	76.4	25.564	128.2	1:53.753	7	32.667	93.5	46.953	82.0	24.443	131.5	1:44.063
2	33.420	93.4	46.731	75.0	24.767	131.0	1:44.918	8	32.872	97.6	54.072	51.3	35.024	88.0	2:01.968
3	33.110	94.3	46.390	73.8	24.770	130.0	1:44.270	9	36.897	77.0	53.560	68.7	27.578	106.2	1:58.035
4	33.127	96.7	50.294	71.7	26.944	130.2	1:50.365	10	38.706	58.3	1:01.418	56.5	34.216	82.6	2:14.340
5	32.985	97.4	46.418	76.8	In		3:24.455 P	11	40.690	60.5	1:09.248	69.3	25.463	129.0	2:15.401
6	Out	85.0	47.768	74.7	25.064	131.8	1:51.460	12							

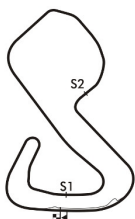
38 Ugo-Bernberg (SRD)								Chevron B8							
lap	Sect-1	Speed	Sect-2	Speed	Sect-3	Speed	Laptime Pit	lap	Sect-1	Speed	Sect-2	Speed	Sect-3	Speed	Laptime Pit
1	Out	86.2	51.120	74.0	26.332	118.1	1:59.422	7	33.931	97.9	47.067	71.0	In		4:45.442 P
2	35.911	92.5	48.477	76.9	25.139	123.3	1:49.527	8	Out	76.9	54.288	67.2	28.302	96.5	2:06.741
3	33.703	97.3	46.822	78.1	24.847	123.8	1:45.372	9	36.762	83.3	59.074	54.1	34.276	82.4	2:10.112
4	33.230	96.7	46.765	83.5	24.420	123.5	1:44.415	10	40.905	56.7	1:09.678	69.3	26.077	119.0	2:16.660
5	32.734	99.5	46.291	79.8	29.223	115.9	1:48.248	11	33.759	86.8	48.694	72.9	25.891	118.1	1:48.344
6	33.444	98.3	45.701	82.8	24.293	122.9	1:43.438	12	33.054	96.9	47.195	71.3	26.709	118.7	1:46.958

41 Brian Casey (SRE)								Lenham P69							
lap	Sect-1	Speed	Sect-2	Speed	Sect-3	Speed	Laptime Pit	lap	Sect-1	Speed	Sect-2	Speed	Sect-3	Speed	Laptime Pit
1	Out	76.8	54.312	68.1	27.425	114.9	2:02.366	7	34.141	94.4	48.460	74.2	31.152	92.5	1:53.753
2	35.461	85.2	53.436	65.1	27.555	117.3	1:56.452	8	41.119	59.7	1:00.152	56.1	33.904	93.0	2:15.175
3	34.843	90.7	49.576	74.7	In		3:16.306 P	9	46.567	54.4	1:03.593	54.8	32.933	80.0	2:23.093
4	Out	90.4	49.130	74.8	26.014	118.7	1:54.553	10	42.437	61.5	1:13.259	53.4	28.547	116.9	2:24.243
5	34.510	94.0	48.220	77.2	25.772	106.2	1:48.502	11	34.831	93.0	49.899	73.4	25.540	121.5	1:50.270
6	34.927	90.1	48.864	76.7	25.445	118.5	1:49.236	12	33.479	94.6	48.268	68.0	26.194	121.3	1:47.941

42 Colman H-Colman M (SRD)								Chevron B8							
lap	Sect-1	Speed	Sect-2	Speed	Sect-3	Speed	Laptime Pit	lap	Sect-1	Speed	Sect-2	Speed	Sect-3	Speed	Laptime Pit
1	Out	75.6	53.928	69.0	27.468	115.7	2:03.164	2							

50 Richard Bateman (A)								Lotus Elan							
lap	Sect-1	Speed	Sect-2	Speed	Sect-3	Speed	Laptime Pit	lap	Sect-1	Speed	Sect-2	Speed	Sect-3	Speed	Laptime Pit
1	Out	68.8	1:02.361	63.6	29.909	100.8	2:20.791	7	38.118	78.6	52.622	70.2	28.529	111.7	1:59.269
2	39.610	75.7	56.682	66.7	29.582	105.9	2:05.874	8	41.935	63.3	1:05.001	54.6	33.219	76.0	2:20.155
3	39.715	79.6	54.245	73.2	28.440	110.2	2:02.400	9	41.968	73.3	1:01.738	56.9	48.909	87.3	2:32.615
4	37.377	81.3	52.806	71.6	28.233	110.7	1:58.416	10	43.372	56.5	1:04.377	44.1	31.485	111.7	2:19.234
5	37.493	83.4	54.123	71.5	28.254	111.5	1:59.870	11	37.786	75.2	53.160	63.4	28.626	111.5	1:59.572
6	38.500	77.9	53.431	74.5	27.915	111.1	1:59.846	12	37.653	81.4	52.411	75.2	27.978	113.0	1:58.042

55 Shaw-Barter (A)								Lotus Elan GTS							
lap	Sect-1	Speed	Sect-2	Speed	Sect-3	Speed	Laptime Pit	lap	Sect-1	Speed	Sect-2	Speed	Sect-3	Speed	Laptime Pit
1	Out	79.7	50.958	72.5	26.601	112.0	1:59.787	7	34.313	86.0	56.308	67.9	30.705	90.1	2:01.326
2	35.058	85.7	49.345	75.6	26.401	112.0	1:50.804	8	38.726	72.4	55.481	63.1	30.309	93.6	2:04.516
3	34.229	90.5	48.682	80.3	25.746	114.9	1:48.657	9	39.703	63.2	1:02.406	57.4	32.255	88.6	2:14.364
4	33.718	92.7	48.346	76.8	25.619	114.1	1:47.683	10	42.389	61.2	1:10.166	57.2	28.080	104.9	2:20.635
5	34.104	89.7	49.109	65.0	In		4:23.892 P	11	36.161	84.3	49.410	73.8	26.249	113.5	1:51.820
6	Out	78.4	52.359	67.1	26.797	113.2	1:58.287	12	34.450	86.0	48.656	76.4	26.067	113.9	1:49.173



**Session Start: 17:53:39 - Finish: 18:18:41**  
**Weather/Track Conditions: Cloud / Dry**  
**Circuit: Brands Hatch Grand Prix Circuit**  
**Track Length: 3.916 Km - 2.4330 miles**

# Legends of Brands Hatch Superprix - 1 - 2 Jul 2017

## HSCC Guards Trophy supported by Dunlop Tyres

### Qualifying for Race 8 - Sector Analysis

65 Thompson-Hales (D)								TVR Griffith							
lap	Sect-1	Speed	Sect-2	Speed	Sect-3	Speed	Laptime Pit	lap	Sect-1	Speed	Sect-2	Speed	Sect-3	Speed	Laptime Pit
1	Out	74.0	51.103	74.5	25.793	120.2	1:57.606	7	35.097	83.2	49.628	71.3	In		3:31.223 P
2	36.189	87.3	48.928	77.3	25.474	122.2	1:50.591	8	Out	89.1	52.793	49.8	31.998	84.6	2:07.929
3	34.926	87.9	50.444	73.6	25.879	120.4	1:51.249	9	42.955	53.7	1:02.322	51.8	49.914	66.3	2:35.191
4	34.748	93.1	47.836	78.9	25.219	124.5	1:47.803	10	42.369	48.5	1:12.673	57.8	28.724	126.8	2:23.766
5	34.357	90.7	48.003	76.6	25.016	125.1	1:47.376	11	33.922	94.8	47.693	76.7	24.958	128.5	1:46.573
6	34.127	91.4	47.515	78.4	24.845	126.1	1:46.487	12	33.791	97.2	46.368	78.1	24.680	126.6	1:44.839

68 Gordon-Finburgh (C)								Lotus Elite S2							
lap	Sect-1	Speed	Sect-2	Speed	Sect-3	Speed	Laptime Pit	lap	Sect-1	Speed	Sect-2	Speed	Sect-3	Speed	Laptime Pit
1	Out	71.3	59.574	64.1	31.000	94.4	2:15.689	7	Out	74.9	58.805	56.6	32.952	83.2	2:15.678
2	39.200	75.4	56.482	67.8	29.802	98.0	2:05.484	8	42.087	70.9	1:02.464	55.4	49.236	69.3	2:33.787
3	38.735	77.4	56.164	64.1	29.619	98.3	2:04.518	9	42.394	53.6	1:04.135	52.6	32.569	99.5	2:19.098
4	37.535	77.7	53.924	68.4	30.859	98.3	2:02.318	10	40.717	71.6	55.973	68.0	29.361	100.5	2:06.051
5	37.371	77.7	55.081	71.6	28.920	98.6	2:01.372	11	39.397	76.2	55.153	67.6	29.717	99.0	2:04.267
6	37.545	76.2	53.992	68.3	In		3:55.447 P	12							

72 Jamie Boot (C)								Jaguar E-type							
lap	Sect-1	Speed	Sect-2	Speed	Sect-3	Speed	Laptime Pit	lap	Sect-1	Speed	Sect-2	Speed	Sect-3	Speed	Laptime Pit
1	Out	75.5	55.052	65.7	28.097	113.2	2:04.260	4	36.415	85.1	48.638	75.1	26.081	119.4	1:51.134
2	36.357	82.9	50.255	74.5	26.321	113.7	1:52.933	5	34.847	88.1	48.633	75.9	25.866	121.8	1:49.346
3	35.638	84.1	48.995	70.6	26.907	118.1	1:51.540	6	34.559	88.7	48.555	75.0	26.030	115.9	1:49.144

73 Michael Lillywhite (B)								MG B							
lap	Sect-1	Speed	Sect-2	Speed	Sect-3	Speed	Laptime Pit	lap	Sect-1	Speed	Sect-2	Speed	Sect-3	Speed	Laptime Pit
1	Out	71.0	1:00.720	63.8	29.788	101.6	2:15.423	7	36.492	81.6	53.421	74.4	28.156	103.6	1:58.069
2	39.426	74.5	57.313	67.5	29.085	103.6	2:05.824	8	39.581	71.6	1:01.885	56.8	33.153	86.0	2:14.619
3	40.412	72.0	55.300	71.0	28.627	103.6	2:04.339	9	42.098	73.4	1:01.865	58.0	49.535	67.5	2:33.498
4	37.125	78.9	54.606	68.6	29.462	103.3	2:01.193	10	42.524	54.6	1:03.970	46.8	32.219	102.6	2:18.713
5	37.386	79.9	54.359	71.5	28.844	104.4	2:00.589	11	38.134	80.5	53.881	71.6	28.577	103.7	2:00.592
6	36.570	82.6	56.322	67.1	28.528	103.3	2:01.420	12	36.977	82.0	53.583	76.5	28.200	103.9	1:58.760

75 Voyazides-Hadfield (D)								Shelby Daytona Cobra							
lap	Sect-1	Speed	Sect-2	Speed	Sect-3	Speed	Laptime Pit	lap	Sect-1	Speed	Sect-2	Speed	Sect-3	Speed	Laptime Pit
1	Out	79.3	49.859	71.0	25.298	126.3	1:56.349	8	Out	97.7	46.714	78.4	28.795	84.7	1:51.390
2	35.437	90.7	47.634	75.0	24.944	128.7	1:48.015	9	38.759	81.1	1:03.843	53.4	34.167	77.7	2:16.769
3	33.552	91.9	46.677	77.7	24.799	128.7	1:45.028	10	48.115	54.3	1:02.122	53.2	31.981	94.3	2:22.218
4	33.732	90.3	47.701	74.7	25.686	124.5	1:47.119	11	43.746	68.5	1:13.429	51.5	26.945	126.6	2:24.120
5	33.490	90.9	47.380	74.9	27.857	118.7	1:48.727	12	33.262	100.2	46.373	82.3	24.607	129.7	1:44.242
6	33.716	88.8	48.404	67.3	25.259	126.3	1:47.379	13	33.547	99.5	46.189	81.1	24.734	130.0	1:44.470
7	33.566	89.2	51.191	71.3	In		2:50.945 P	14							

77 Robin Ellis (SRB)								Elva Mk7							
lap	Sect-1	Speed	Sect-2	Speed	Sect-3	Speed	Laptime Pit	lap	Sect-1	Speed	Sect-2	Speed	Sect-3	Speed	Laptime Pit
1	Out	66.1	55.475	61.2	27.078	111.8	2:09.156	8	33.789	95.0	47.933	73.4	26.427	87.2	1:48.149
2	35.042	89.1	49.574	77.6	25.198	117.7	1:49.814	9	49.254	56.6	1:06.377	53.9	34.207	72.9	2:29.838
3	33.532	95.2	48.627	71.5	27.530	114.9	1:49.689	10	48.175	52.7	1:02.297	52.3	32.027	88.7	2:22.499
4	34.264	93.9	47.455	74.8	25.148	118.7	1:46.867	11	43.470	65.4	1:13.526	50.5	28.365	118.3	2:25.361
5	33.601	91.2	47.260	73.6	24.846	119.2	1:45.707	12	34.574	95.2	47.249	75.1	25.229	117.9	1:47.052
6	33.477	91.9	47.219	75.4	25.044	120.4	1:45.740	13	33.564	93.6	47.963	71.3	25.941	115.5	1:47.468
7	33.447	95.4	51.510	69.7	25.329	117.5	1:50.286	14							

82 Bob Binfield (C)								Jaguar E-type							
lap	Sect-1	Speed	Sect-2	Speed	Sect-3	Speed	Laptime Pit	lap	Sect-1	Speed	Sect-2	Speed	Sect-3	Speed	Laptime Pit
1	Out	58.0	54.272	71.3	28.815	108.4	2:08.414	5	36.941	85.1	52.185	72.0	27.905	112.6	1:57.031
2	37.850	79.4	52.856	73.5	28.102	111.1	1:58.808	6	36.559	85.2	52.060	75.6	27.614	113.7	1:56.233
3	37.039	83.6	53.827	71.2	28.696	112.2	1:59.562	7	37.096	82.9	53.071	63.1	29.552	100.6	1:59.719
4	37.019	85.9	52.085	73.9	27.676	113.2	1:56.780	8							



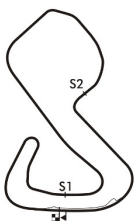
**Session Start: 17:53:39 - Finish: 18:18:41**  
**Weather/Track Conditions: Cloud / Dry**  
**Circuit: Brands Hatch Grand Prix Circuit**  
**Track Length: 3.916 Km - 2.4330 miles**

# Legends of Brands Hatch Superprix - 1 - 2 Jul 2017

## HSCC Guards Trophy supported by Dunlop Tyres

### Qualifying for Race 8 - Sector Analysis

168 Pickett De-Pickett Da (B)								MG B							
Lap	Sect-1	Speed	Sect-2	Speed	Sect-3	Speed	Laptime Pit	Lap	Sect-1	Speed	Sect-2	Speed	Sect-3	Speed	Laptime Pit
1	Out	71.9	59.111	67.3	32.453	92.1	2:16.393	6	39.288	74.7	58.584	60.7	31.125	94.2	2:08.997
2	40.587	73.0	1:00.070	65.7	31.994	93.6	2:12.651	7	39.325	74.6	1:03.621	60.3	In		3:52.322 P
3	40.058	74.2	59.679	67.3	31.187	94.2	2:10.924	8	Out	65.9	1:03.049	60.2	33.575	91.6	2:23.757
4	41.174	71.7	57.824	69.6	32.273	93.0	2:11.271	9	42.149	71.4	1:13.090	60.4	32.412	93.1	2:27.651
5	40.068	73.9	57.365	73.4	30.515	94.6	2:07.948	10	44.004	72.4	1:00.409	65.8	32.941	91.2	2:17.354

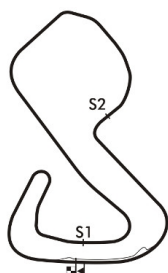


# Legends of Brands Hatch Superprix - 1 - 2 Jul 2017

## HSCC Guards Trophy supported by Dunlop Tyres

### Qualifying for Race 8 - Best Sector Times

SECTOR 1			SECTOR 2			SECTOR 3			IDEAL / BEST LAP COMPARISON						
NO	TIME	LAP	NO	TIME	LAP	NO	TIME	LAP	NO	NAME	BEST	IN	IDEAL	DIFF	
1	7	31.840	8	32	45.137	9	32	23.942	4	18	Bartell-Mitchell	1:41.443	6		+
2	32	32.453	6	7	45.371	7	7	24.278	8	7	Chris Goodwin	1:41.492	8	1:41.489	+0.003
3	6	32.540	7	38	45.701	6	38	24.293	6	32	Charles Allison	1:42.274	5	1:41.532	+0.742
4	37	32.667	7	16	46.111	9	6	24.330	6	38	Ugo-Bernberg	1:43.438	6	1:42.728	+0.710
5	38	32.734	5	75	46.189	13	37	24.443	7	37	Gardiner-Cox	1:44.063	7	1:43.500	+0.563
6	5	32.912	6	25	46.288	11	75	24.607	12	6	Thompson-McClurg	1:44.162	7	1:43.449	+0.713
7	16	33.024	6	65	46.368	12	65	24.680	12	75	Voyazides-Hadfield	1:44.242	12	1:44.058	+0.184
8	1	33.055	7	37	46.390	3	5	24.758	13	16	Phillip Nelson	1:44.481	9	1:43.937	+0.544
9	25	33.101	7	6	46.579	7	16	24.802	6	25	Hibberd M-Hibberd /	1:44.544	11	1:44.445	+0.099
10	75	33.262	12	5	46.841	7	77	24.846	5	65	Thompson-Hales	1:44.839	12	1:44.839	+0.000
11	77	33.447	7	77	47.219	6	25	25.056	11	5	Sam Thomas	1:45.451	6	1:44.511	+0.940
12	41	33.479	12	14	47.366	4	14	25.335	4	77	Robin Ellis	1:45.707	5	1:45.512	+0.195
13	55	33.718	4	1	47.630	4	41	25.445	6	1	John Davison	1:46.599	4	1:46.410	+0.189
14	65	33.791	12	23	48.014	12	55	25.619	4	14	Spiers-Hetherington	1:47.155	4	1:47.155	+0.000
15	23	33.909	5	41	48.220	5	10	25.662	5	55	Shaw-Barter	1:47.683	4	1:47.683	+0.000
16	14	34.454	4	55	48.346	4	1	25.725	4	41	Brian Casey	1:47.941	12	1:47.144	+0.797
17	72	34.559	6	10	48.503	5	72	25.866	5	23	Darren Wilson	1:48.660	4	1:47.837	+0.823
18	10	34.639	6	72	48.555	6	23	25.914	4	10	Tizzard-McCarthy	1:49.134	5	1:48.804	+0.330
19	42	35.040	2	22	49.554	6	22	26.045	6	72	Jamie Boot	1:49.144	6	1:48.980	+0.164
20	22	35.104	6	42	51.595	2	42	27.468	1	22	De Gres-Merrick	1:50.703	6	1:50.703	+0.000
21	73	36.492	7	82	52.060	6	82	27.614	6	82	Bob Binfield	1:56.233	6	1:56.233	+0.000
22	82	36.559	6	50	52.411	12	11	27.641	1	50	Richard Bateman	1:58.042	12	1:57.703	+0.339
23	19	37.308	5	73	53.421	7	50	27.915	6	73	Michael Lillywhite	1:58.069	7	1:58.069	+0.000
24	68	37.371	5	19	53.594	4	73	28.156	7	68	Gordon-Finburgh	2:01.372	5	2:00.215	+1.157
25	50	37.377	4	68	53.924	4	21	28.750	6	19	Gibson-Daunt	2:02.487	5	2:00.497	+1.990
26	21	38.246	3	21	54.458	6	68	28.920	5	21	John Hutchison	2:02.569	6	2:01.454	+1.115
27	11	38.803	2	168	57.365	5	19	29.595	5	168	Pickett De-Pickett D	2:07.948	5	2:07.168	+0.780
28	168	39.288	6	11	1:06.055	1	168	30.515	5	11	Andrew Shepherd			2:12.499	3:42.276
29	18			18			18			42	Colman H-Colman P			1:54.103	3:00.672
30	33			33			33			33	Jeremy Deeley				+



**Session Start: 17:53:39 - Finish: 18:18:41**  
**Weather/Track Conditions: Cloud / Dry**  
**Circuit: Brands Hatch Grand Prix Circuit**  
**Track Length: 3.916 Km - 2.4330 miles**

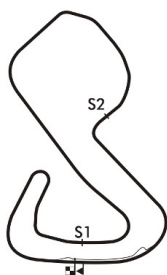


# Legends of Brands Hatch Superprix - 1 - 2 Jul 2017

## HSCC Guards Trophy supported by Dunlop Tyres

### Qualifying for Race 8 - Best Sector Speeds

	NO	SECTOR 1	MPH	NO	SECTOR 2	MPH	NO	SECTOR 3	MPH
1	7	Chris Goodwin	100.5	5	Sam Thomas	86.0	37	Gardiner-Cox	131.8
2	75	Voyazides-Hadfield	100.2	7	Chris Goodwin	84.4	75	Voyazides-Hadfield	130.0
3	25	Hibberd M-Hibberd A	99.6	32	Charles Allison	83.7	65	Thompson-Hales	128.5
4	38	Ugo-Bernberg	99.5	38	Ugo-Bernberg	83.5	6	Thompson-McClurg	126.6
5	37	Gardiner-Cox	97.6	25	Hibberd M-Hibberd A	82.5	32	Charles Allison	125.8
6	65	Thompson-Hales	97.2	75	Voyazides-Hadfield	82.3	14	Spiers-Hetherington	125.1
7	5	Sam Thomas	96.3	37	Gardiner-Cox	82.0	7	Chris Goodwin	124.9
8	14	Spiers-Hetherington	96.3	16	Phillip Nelson	81.1	25	Hibberd M-Hibberd A	123.8
9	1	John Davison	95.8	1	John Davison	80.6	38	Ugo-Bernberg	123.8
10	77	Robin Ellis	95.4	6	Thompson-McClurg	80.5	16	Phillip Nelson	121.8
11	32	Charles Allison	95.2	55	Shaw-Barter	80.3	72	Jamie Boot	121.8
12	41	Brian Casey	94.6	65	Thompson-Hales	78.9	41	Brian Casey	121.5
13	6	Thompson-McClurg	94.0	23	Darren Wilson	78.1	10	Tizzard-McCarthy	121.1
14	16	Phillip Nelson	93.9	77	Robin Ellis	77.6	77	Robin Ellis	120.4
15	55	Shaw-Barter	92.7	41	Brian Casey	77.2	5	Sam Thomas	120.0
16	23	Darren Wilson	92.2	14	Spiers-Hetherington	76.8	1	John Davison	117.5
17	22	De Gres-Merrick	90.7	73	Michael Lillywhite	76.5	22	De Gres-Merrick	117.3
18	10	Tizzard-McCarthy	89.3	72	Jamie Boot	75.9	23	Darren Wilson	116.1
19	72	Jamie Boot	88.7	42	Colman H-Colman M	75.7	42	Colman H-Colman M	115.7
20	82	Bob Binfield	85.9	19	Gibson-Daunt	75.6	55	Shaw-Barter	114.9
21	42	Colman H-Colman M	85.2	82	Bob Binfield	75.6	82	Bob Binfield	113.7
22	21	John Hutchison	83.7	22	De Gres-Merrick	75.3	50	Richard Bateman	113.0
23	50	Richard Bateman	83.4	50	Richard Bateman	75.2	21	John Hutchison	105.0
24	11	Andrew Shepherd	83.2	21	John Hutchison	74.2	73	Michael Lillywhite	104.4
25	73	Michael Lillywhite	82.6	168	Pickett De-Pickett Da	73.4	19	Gibson-Daunt	103.1
26	19	Gibson-Daunt	81.4	10	Tizzard-McCarthy	73.1	11	Andrew Shepherd	101.2
27	68	Gordon-Finburgh	77.7	68	Gordon-Finburgh	71.6	68	Gordon-Finburgh	100.5
28	168	Pickett De-Pickett Da	74.7	11	Andrew Shepherd	66.7	168	Pickett De-Pickett Da	94.6
29	33	Jeremy Deeley	38.3	18	Bartell-Mitchell	0.0	18	Bartell-Mitchell	0.0
30	18	Bartell-Mitchell	0.0	33	Jeremy Deeley	0.0	33	Jeremy Deeley	0.0



**Session Start: 17:53:39 - Finish: 18:18:41**  
**Weather/Track Conditions: Cloud / Dry**  
**Circuit: Brands Hatch Grand Prix Circuit**  
**Track Length: 3.916 Km - 2.4330 miles**

