



OultonPark

Historic Sports Car Club

Oulton Park Gold Cup

Saturday 25th – Monday 27th August 2018

Results Booklet



Timing & Results by MST SYSTEMS Ltd.
www.mstworld.com

© MST SYSTEMS Ltd. 2018

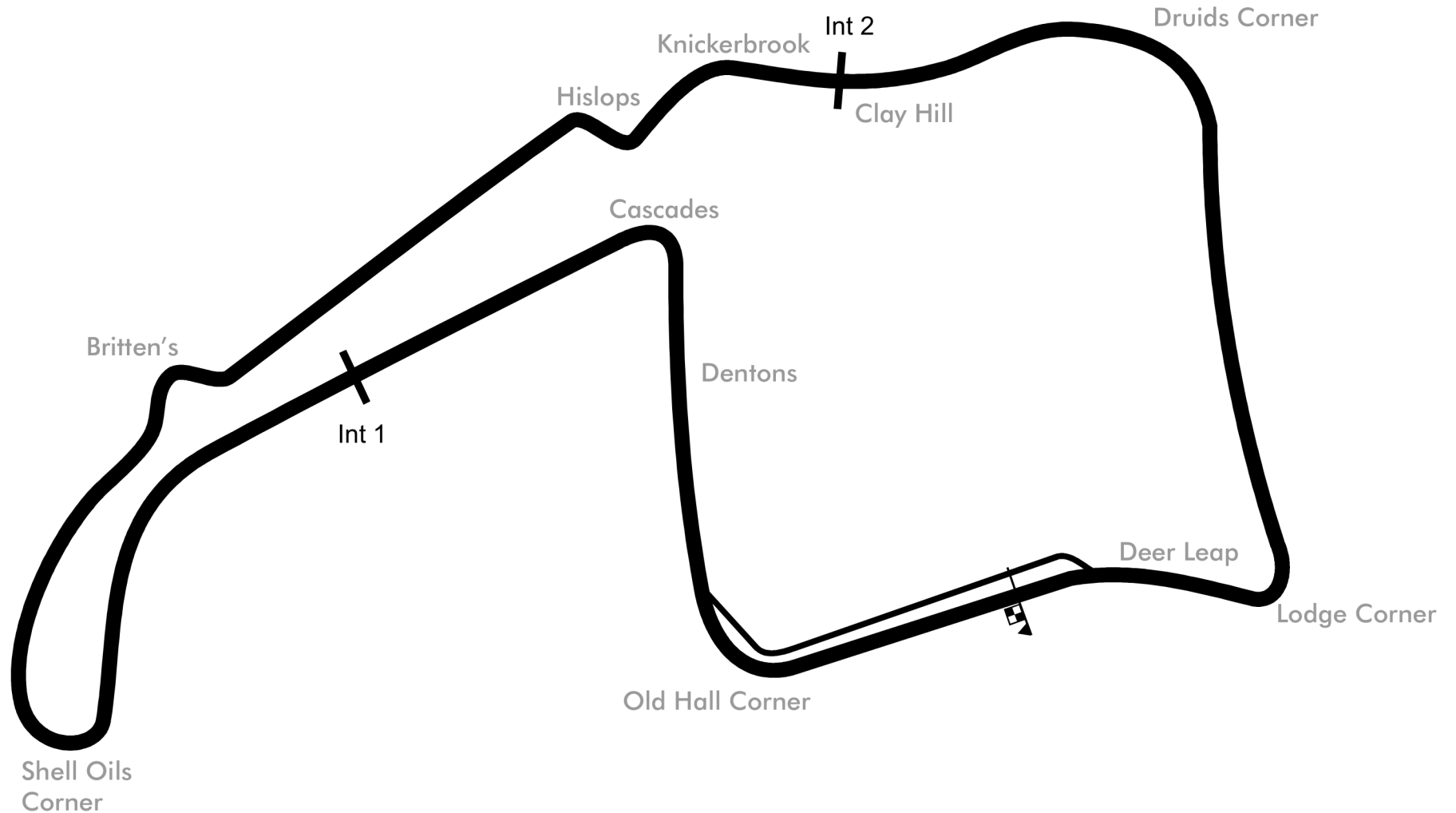
The Haysfield, Spring Lane North, Malvern, Worcestershire WR14 1GF
tel: +44 (0)1684 560614 email: motorsport@mstworld.com



Oulton Park Circuit

Little Budworth, Tarporley, Cheshire CW69BW

www.oultontpark.co.uk



Circuit Length: 2.692 M / 4.332 km
Pit Lane: 200m, 12s @ 60km/h
Intermediate 1: 1.168 km
Intermediate 2: 3.077 km
Start line offset: 0 m

Oulton Park Gold Cup Historic Race Meeting - 25 - 27 Aug 2018

FJHRA/HSCC Silverline Formula Junior Rear Engine Qualifying for Race 7 - Classification

Sheet No:

POS	NO	DRIVER/S	CLASS	CLASS POS	CAR MAKE / MODEL	TIME	ON	LAPS	GAP	DIFF	MPH
1	79	Andrew Hibberd	E1	1	Lotus 22	1:55.109	4	7			84.18
2	84	Jack Woodhouse	E1	2	Lotus 20/22	1:55.951	6	8	0.842	0.842	83.57
3	122	Adrian Russell	E1	3	Lotus 22	1:57.837	7	8	2.728	1.886	82.24
4	162	Katsu Kubota	E1	4	Lotus 20/22	1:59.309	6	8	4.200	1.472	81.22
5	74	Iain Rowley	E1	5	Lola Mk5	1:59.711	5	8	4.602	0.402	80.95
6	1	Peter de la Roche	D2	1	Lola Mk3	2:01.330	3	4	6.221	1.619	79.87
7	5	Robin Longdon	D2	2	Lola Mk3	2:01.977	7	7	6.868	0.647	79.44
8	90	Andrew Hayden	E1	6	Lotus 22	2:03.828	6	7	8.719	1.851	78.26
9	73	Peter Anstiss	E1	7	Lotus 20/22	2:04.304	4	7	9.195	0.476	77.96
10	37	Andrew Taylor	C2	1	Cooper T56	2:05.107	4	7	9.998	0.803	77.46
11	93	Rudolf Ernst	E1	8	Lotus 22	2:07.149	3	7	12.040	2.042	76.21
12	61	Phil Foulkes	E1	9	Lotus 20/22	2:08.419	6	7	13.310	1.270	75.46
13	69	Andrew Turvey	E1	10	Lola Mk5A	2:09.597	6	7	14.488	1.178	74.77
14	41	John Hutchison	C2	2	Lotus 18	2:13.316	4	7	18.207	3.719	72.69
15	49	Martin McHugh	D2	3	North Star Mk1	2:14.321	6	6	19.212	1.005	72.14
16	141	Peter Fenichel	C2	3	Cooper T56	2:16.079	2	7	20.970	1.758	71.21
17	147	Clinton McCarthy	C1	1	Lotus 18	2:16.884	7	7	21.775	0.805	70.79
18	46	Mark Haynes	C2	4	Elva 200/10F	2:17.676	7	7	22.567	0.792	70.39
19	33	Stuart Tizzard	D2	4	Cooper T56	2:18.088	4	5	22.979	0.412	70.18
20	65	Richard Ferris	E1	11	Donford FJ	2:19.444	4	7	24.335	1.356	69.49
21	45	Gordon Wright	C2	5	Britannia FJ	2:28.584	3	5	33.475	9.140	65.22
22	39	David Walker	C1	2	Lotus 18	2:42.503	6	6	47.394	13.919	59.63

Car 49 requires a working transponder - Regulation Q12.2.1 refers.
 A 30 second penalty will be applied if not working in the race.
 Car 84 requires legible competition numbers - Regulations Q11.2 & J4 refer.
 Car 84 - transponder battery low, please charge.

Session Start: 15:08:47 - Finish: 15:23:55
Weather/Track Conditions: Bright/Dry
Circuit: Oulton Park International
Track Length: 4.332 Km - 2.6918 miles

These results are provisional until the conclusion of any judicial and technical matters.

Clerk of the Course: <div style="text-align: right;">Julian Floyd</div>	Timekeeper: <div style="text-align: right;">Nick Palmer</div>	Issued at:
--	--	------------

Oulton Park Gold Cup Historic Race Meeting - 25 - 27 Aug 2018

FJHRA/HSCC Silverline Formula Junior Rear Engine

Qualifying for Race 7 - Sector Analysis

1 Peter de la Roche (D2)								Lola Mk3							
lap	Sect-1	Speed	Sect-2	Speed	Sect-3	Speed	Laptime Pit	lap	Sect-1	Speed	Sect-2	Speed	Sect-3	Speed	Laptime Pit
1	Out	100.6	1:05.248	94.5	34.089	101.7	2:10.786	3	29.703	115.1	57.980	97.2	33.647	100.9	2:01.330
2	30.108	110.8	58.818	95.7	34.054	105.1	2:02.980	4	29.146	108.6	59.395				2:04.746

5 Robin Longdon (D2)								Lola Mk3							
lap	Sect-1	Speed	Sect-2	Speed	Sect-3	Speed	Laptime Pit	lap	Sect-1	Speed	Sect-2	Speed	Sect-3	Speed	Laptime Pit
1	Out	91.1	1:06.205	89.9	36.550	97.3	2:16.952	5	30.496	105.4	59.679	95.2	32.890	101.1	2:03.065
2	31.205	103.8	1:01.449	86.0	35.964	98.7	2:08.618	6	29.605	108.8	1:14.924	92.1	33.758	99.7	2:18.287
3	30.214	106.1	59.598	92.2	33.572	98.9	2:03.384	7	29.614	106.2	58.997	91.8	33.366	99.0	2:01.977
4	29.999	108.1	1:00.826	89.4	33.530	99.0	2:04.355	8							

33 Stuart Tizzard (D2)								Cooper T56							
lap	Sect-1	Speed	Sect-2	Speed	Sect-3	Speed	Laptime Pit	lap	Sect-1	Speed	Sect-2	Speed	Sect-3	Speed	Laptime Pit
1	Out	64.8	1:13.005	80.6	39.541	80.8	2:27.865	4	34.491	92.2	1:05.417	82.6	38.180	88.7	2:18.088
2	35.905	91.0	1:06.865	80.4	38.748	87.4	2:21.518	5	37.389	83.7	1:14.622	67.8			2:45.170
3	35.461	94.7	1:06.134	79.5	38.875	87.4	2:20.470	6							

37 Andrew Taylor (C2)								Cooper T56							
lap	Sect-1	Speed	Sect-2	Speed	Sect-3	Speed	Laptime Pit	lap	Sect-1	Speed	Sect-2	Speed	Sect-3	Speed	Laptime Pit
1	Out	91.2	1:05.255	86.2	36.831	93.4	2:16.074	5	32.115	103.6	1:01.709	91.3	34.651	94.4	2:08.475
2	32.131	104.4	1:03.455	89.2	34.959	94.2	2:10.545	6	30.708	102.7	59.522	91.3	35.002	89.7	2:05.232
3	31.301	103.6	59.670	90.5	34.625	96.2	2:05.596	7	30.985	103.5	59.864	90.5	35.827	93.0	2:06.676
4	30.636	104.6	58.879	90.0	35.592	89.3	2:05.107	8							

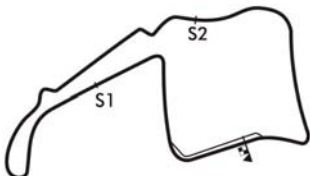
39 David Walker (C1)								Lotus 18							
lap	Sect-1	Speed	Sect-2	Speed	Sect-3	Speed	Laptime Pit	lap	Sect-1	Speed	Sect-2	Speed	Sect-3	Speed	Laptime Pit
1	Out	56.3	1:27.097	56.6	49.897	70.8	2:58.704	4	42.545	71.5	1:20.980	64.4	46.784	76.1	2:50.309
2	43.773	69.2	1:24.019	57.8	48.711	71.6	2:56.503	5	40.567	76.2	1:20.435	64.6	46.928	75.4	2:47.930
3	41.706	71.9	1:22.966	58.7	48.473	71.7	2:53.145	6	40.049	74.8	1:18.399	66.6	44.055	69.3	2:42.503

41 John Hutchison (C2)								Lotus 18							
lap	Sect-1	Speed	Sect-2	Speed	Sect-3	Speed	Laptime Pit	lap	Sect-1	Speed	Sect-2	Speed	Sect-3	Speed	Laptime Pit
1	Out	78.1	1:12.228	71.0	39.429	92.0	2:25.827	5	32.862	87.3	1:04.562	84.4	39.061	94.3	2:16.485
2	32.540	99.7	1:04.040	86.0	38.663	90.8	2:15.243	6	32.749	91.1	1:05.874	85.5	37.841	93.4	2:16.464
3	33.085	100.3	1:03.401	86.0	37.302	93.9	2:13.788	7	32.917	92.2	1:03.898	85.7	37.792	92.8	2:14.607
4	32.175	102.7	1:03.506	84.4	37.635	93.8	2:13.316	8							

45 Gordon Wright (C2)								Britannia FJ							
lap	Sect-1	Speed	Sect-2	Speed	Sect-3	Speed	Laptime Pit	lap	Sect-1	Speed	Sect-2	Speed	Sect-3	Speed	Laptime Pit
1	Out	77.9	1:20.286	63.9	45.570	79.7	2:43.281	4	37.146	80.8	1:13.198	74.6	43.707	85.2	2:34.051
2	39.375	80.3	1:13.813	77.8	42.180	88.6	2:35.368	5	37.720	81.9	1:12.674	79.7	42.160	83.0	2:32.554
3	36.244	87.6	1:10.265	78.0	42.075	82.4	2:28.584	6							

46 Mark Haynes (C2)								Elva 200/10F							
lap	Sect-1	Speed	Sect-2	Speed	Sect-3	Speed	Laptime Pit	lap	Sect-1	Speed	Sect-2	Speed	Sect-3	Speed	Laptime Pit
1	Out	80.0	1:16.214	76.1	42.816	82.6	2:36.630	5	34.480	94.0	1:06.649	81.4	38.740	90.1	2:19.869
2	38.860	85.7	1:12.461	80.1	41.077	85.4	2:32.398	6	33.398	89.8	1:06.241	80.7	41.205	89.4	2:20.844
3	35.350	92.0	1:09.367	80.4	39.412	88.7	2:24.129	7	33.310	94.4	1:05.776	83.0	38.590	86.1	2:17.676
4	34.821	90.6	1:07.907	80.8	39.688	89.2	2:22.416	8							

49 Martin McHugh (D2)								North Star Mk1							
lap	Sect-1	Speed	Sect-2	Speed	Sect-3	Speed	Laptime Pit	lap	Sect-1	Speed	Sect-2	Speed	Sect-3	Speed	Laptime Pit
1							2:20.450	4							2:15.068
2							2:16.517	5							2:14.565
3							2:14.941	6							2:14.321



Session Start: 15:08:47 - Finish: 15:23:55

Weather/Track Conditions: Bright/Dry

Circuit: Oulton Park International

Track Length: 4.332 Km - 2.6918 miles

Printed: 25-08-2018 - 15:30

Oulton Park Gold Cup Historic Race Meeting - 25 - 27 Aug 2018

FJHRA/HSCC Silverline Formula Junior Rear Engine

Qualifying for Race 7 - Sector Analysis

61 Phil Foulkes (E1)								Lotus 20/22							
lap	Sect-1	Speed	Sect-2	Speed	Sect-3	Speed	Laptime Pit	lap	Sect-1	Speed	Sect-2	Speed	Sect-3	Speed	Laptime Pit
1	Out	85.3	1:11.573	82.8	38.832	92.7	2:25.716	5	32.425	98.7	1:02.488	86.9	38.339	95.8	2:13.252
2	32.728	100.0	1:05.169	85.6	38.001	93.4	2:15.898	6	31.465	101.2	1:01.018	88.7	35.936	95.6	2:08.419
3	32.237	100.4	1:02.640	83.2	36.662	94.7	2:11.539	7	31.509	102.5	1:01.334	84.6	37.061	93.5	2:09.904
4	32.633	99.2	1:03.922	85.5	36.279	94.5	2:12.834	8							

65 Richard Ferris (E1)								Donford FJ							
lap	Sect-1	Speed	Sect-2	Speed	Sect-3	Speed	Laptime Pit	lap	Sect-1	Speed	Sect-2	Speed	Sect-3	Speed	Laptime Pit
1	Out	79.2	1:10.065	81.4	40.009	87.6	2:25.690	5	34.325	87.9	1:06.661	79.6	39.336	87.2	2:20.322
2	36.283	87.3	1:06.669	81.9	41.232	86.2	2:24.184	6	34.371	87.7	1:05.756	81.8	39.462	87.4	2:19.589
3	35.284	87.8	1:06.596	83.1	39.569	87.6	2:21.449	7	34.218	87.7	1:04.913	84.0	40.906	67.1	2:20.037
4	35.131	87.7	1:04.803	83.6	39.510	87.6	2:19.444	8							

69 Andrew Turvey (E1)								Lola Mk5A							
lap	Sect-1	Speed	Sect-2	Speed	Sect-3	Speed	Laptime Pit	lap	Sect-1	Speed	Sect-2	Speed	Sect-3	Speed	Laptime Pit
1	Out	79.4	1:10.324	83.6	38.432	93.2	2:25.578	5	32.516	103.2	1:02.192	90.0	36.366	93.8	2:11.074
2	33.752	102.4	1:04.806	89.1	36.951	95.4	2:15.509	6	32.931	103.0	1:01.252	91.2	35.414	96.9	2:09.597
3	32.466	104.3	1:02.210	92.0	36.133	95.6	2:10.809	7	32.191	101.9	1:02.750	85.0	37.005	90.1	2:11.946
4	32.514	101.5	1:03.971	84.8	37.626	99.2	2:14.111	8							

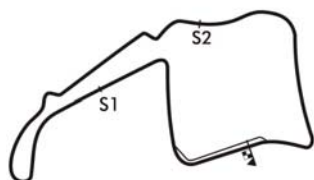
73 Peter Anstiss (E1)								Lotus 20/22							
lap	Sect-1	Speed	Sect-2	Speed	Sect-3	Speed	Laptime Pit	lap	Sect-1	Speed	Sect-2	Speed	Sect-3	Speed	Laptime Pit
1	31.957	105.1	59.764	91.5	34.468	97.4	2:06.189	5	31.372	105.1	59.080	92.7	34.733	97.7	2:05.185
2	30.689	105.2	58.880	92.8	34.824	97.6	2:04.393	6	30.690	106.1	1:00.191	80.2	36.037	98.7	2:06.918
3	31.343	103.6	59.042	91.5	34.388	98.6	2:04.773	7	29.874	106.1	58.370	92.6	36.557	98.0	2:04.801
4	30.322	105.2	59.299	92.0	34.683	98.4	2:04.304	8							

74 Iain Rowley (E1)								Lola Mk5							
lap	Sect-1	Speed	Sect-2	Speed	Sect-3	Speed	Laptime Pit	lap	Sect-1	Speed	Sect-2	Speed	Sect-3	Speed	Laptime Pit
1	Out	97.4	1:04.756	81.6	35.955	98.4	2:14.345	5	29.096	110.0	57.784	95.1	32.831	100.3	1:59.711
2	30.389	107.2	59.463	96.6	33.870	100.5	2:03.722	6	29.193	109.5	58.874	95.1	32.782	100.3	2:00.849
3	30.108	108.6	58.062	96.1	33.663	100.0	2:01.833	7	29.156	108.8	57.250	93.7	33.611	100.0	2:00.017
4	30.078	108.1	58.584	95.5	33.022	100.3	2:01.684	8	29.148	108.4	56.744	97.1	34.265	86.6	2:00.157

79 Andrew Hibberd (E1)								Lotus 22							
lap	Sect-1	Speed	Sect-2	Speed	Sect-3	Speed	Laptime Pit	lap	Sect-1	Speed	Sect-2	Speed	Sect-3	Speed	Laptime Pit
1	28.732	112.6	55.567	99.7	32.036	104.2	1:56.335	5	28.509	112.6	55.243	100.0	32.908	106.1	1:56.660
2	28.153	113.9	57.287	98.5	31.989	104.2	1:57.429	6	27.932	114.3	55.194	94.5	33.032	105.6	1:56.158
3	27.918	114.1	54.883	100.3	32.724	106.1	1:55.525	7	28.069	114.3	55.944	99.8	31.801	105.1	1:55.814
4	28.407	113.0	55.294	99.7	31.408	105.4	1:55.109	8							

84 Jack Woodhouse (E1)								Lotus 20/22							
lap	Sect-1	Speed	Sect-2	Speed	Sect-3	Speed	Laptime Pit	lap	Sect-1	Speed	Sect-2	Speed	Sect-3	Speed	Laptime Pit
1	Out	98.2	1:02.115	94.3	34.590	100.8	2:09.620	5	28.726	113.5	56.597	98.9	32.408	104.2	1:57.731
2	31.009	107.4	58.262	98.5	33.277	103.1	2:02.548	6	28.367	113.3	55.621	100.7	31.963	103.9	1:55.951
3	28.960	114.3	55.887	100.3	35.185	103.1	2:00.032	7	28.348	114.7	56.661	98.8	32.103	103.1	1:57.112
4	28.686	114.3	55.777	101.5	31.912	104.7	1:56.375	8	29.275	111.3	55.326	101.3	32.896	93.6	1:57.497

90 Andrew Hayden (E1)								Lotus 22							
lap	Sect-1	Speed	Sect-2	Speed	Sect-3	Speed	Laptime Pit	lap	Sect-1	Speed	Sect-2	Speed	Sect-3	Speed	Laptime Pit
1	Out	88.5	1:08.105	87.7	36.844	92.1	2:20.234	5	30.498	108.3	59.460	91.0	34.767	99.9	2:04.725
2	32.409	102.5	1:02.577	92.2	34.831	96.9	2:09.817	6	30.368	105.6	59.611	91.7	33.849	98.4	2:03.828
3	32.462	92.2	1:04.573	90.0	35.658	97.3	2:12.693	7	30.668	105.7	59.468	92.5	34.555	100.3	2:04.691
4	32.071	101.2	1:00.488	91.7	34.378	98.0	2:06.937	8							



Session Start: 15:08:47 - Finish: 15:23:55

Weather/Track Conditions: Bright/Dry

Circuit: Oulton Park International

Track Length: 4.332 Km - 2.6918 miles

Printed: 25-08-2018 - 15:30

Oulton Park Gold Cup Historic Race Meeting - 25 - 27 Aug 2018

FJHRA/HSCC Silverline Formula Junior Rear Engine

Qualifying for Race 7 - Sector Analysis

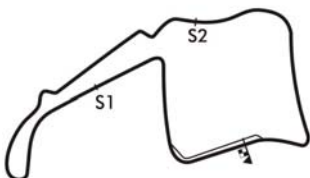
93 Rudolf Ernst (E1)								Lotus 22							
lap	Sect-1	Speed	Sect-2	Speed	Sect-3	Speed	Laptime Pit	lap	Sect-1	Speed	Sect-2	Speed	Sect-3	Speed	Laptime Pit
1	Out	93.0	1:07.945	86.5	37.083	95.8	2:20.780	5	31.182	106.9	1:04.545	82.1	37.227	96.9	2:12.954
2	32.708	103.2	1:01.447	92.1	35.634	99.9	2:09.789	6	30.793	108.1	1:02.383	89.5	35.626	95.9	2:08.802
3	30.745	107.6	1:00.302	84.2	36.102	96.9	2:07.149	7	30.869	106.6	1:02.048	92.1	35.756	99.0	2:08.673
4	30.373	107.8	1:03.640	91.3	37.110	97.0	2:11.123	8							

122 Adrian Russell (E1)								Lotus 22							
lap	Sect-1	Speed	Sect-2	Speed	Sect-3	Speed	Laptime Pit	lap	Sect-1	Speed	Sect-2	Speed	Sect-3	Speed	Laptime Pit
1	Out	96.7	1:04.256	96.7	35.084	103.9	2:10.948	5	29.341	110.9	56.967	97.7	32.299	103.3	1:58.607
2	30.692	109.3	58.751	98.2	33.200	103.8	2:02.643	6	29.469	110.0	55.849	97.8	32.798	102.0	1:58.116
3	29.727	109.5	59.057	97.4	32.790	102.6	2:01.574	7	29.155	110.9	56.373	98.2	32.309	103.0	1:57.837
4	30.142	106.9	58.106	97.2	32.853	103.1	2:01.101	8	29.268	111.8	56.550	98.2	32.154	102.8	1:57.972

141 Peter Fenichel (C2)								Cooper T56							
lap	Sect-1	Speed	Sect-2	Speed	Sect-3	Speed	Laptime Pit	lap	Sect-1	Speed	Sect-2	Speed	Sect-3	Speed	Laptime Pit
1	Out	91.5	1:11.117	76.3	41.702	89.0	2:27.362	5	34.137	98.2	1:05.147	83.8	37.162	91.1	2:16.446
2	33.401	96.8	1:04.752	85.0	37.926	88.4	2:16.079	6	34.270	95.3	1:05.185	84.2	37.863	89.7	2:17.318
3	33.471	95.3	1:05.112	85.8	39.437	88.3	2:18.020	7	33.290	97.5	1:04.696	84.5	39.526	84.4	2:17.512
4	34.281	98.4	1:03.999	84.9	38.533	88.8	2:16.813	8							

147 Clinton McCarthy (C1)								Lotus 18							
lap	Sect-1	Speed	Sect-2	Speed	Sect-3	Speed	Laptime Pit	lap	Sect-1	Speed	Sect-2	Speed	Sect-3	Speed	Laptime Pit
1	Out	74.9	1:14.958	71.9	41.161	85.5	2:31.584	5	34.317	84.2	1:06.542	84.0	38.856	90.1	2:19.715
2	36.637	85.8	1:12.711	74.2	40.584	89.4	2:29.932	6	33.866	87.5	1:06.244	82.7	38.004	89.3	2:18.114
3	35.363	85.8	1:08.790	80.2	38.371	91.7	2:22.524	7	33.673	95.1	1:05.931	84.6	37.280	92.0	2:16.884
4	33.876	94.8	1:07.152	83.4	38.245	90.4	2:19.273	8							

162 Katsu Kubota (E1)								Lotus 20/22							
lap	Sect-1	Speed	Sect-2	Speed	Sect-3	Speed	Laptime Pit	lap	Sect-1	Speed	Sect-2	Speed	Sect-3	Speed	Laptime Pit
1	Out	98.2	1:08.721	83.5	35.267	98.7	2:15.438	5	29.900	110.6	57.880	97.8	32.512	102.6	2:00.292
2	31.775	105.4	59.558	94.5	34.048	101.3	2:05.381	6	28.898	111.3	58.300	97.2	32.111	103.4	1:59.309
3	31.055	110.0	58.420	97.7	32.994	100.2	2:02.469	7	29.153	110.0	57.089	95.1	33.585	103.9	1:59.827
4	30.583	110.0	58.336	97.8	33.802	95.8	2:02.721	8	29.113	103.3	56.908	95.1	34.181	96.3	2:00.202

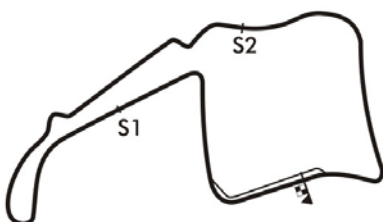


Oulton Park Gold Cup Historic Race Meeting - 25 - 27 Aug 2018

FJHRA/HSCC Silverline Formula Junior Rear Engine

Qualifying for Race 7 - Best Sector Times

	SECTOR 1			SECTOR 2			SECTOR 3			IDEAL / BEST LAP COMPARISON					
	NO	TIME	LAP	NO	TIME	LAP	NO	TIME	LAP	NO	NAME	BEST	IN	IDEAL	DIFF
1	79	27.918	3	79	54.883	3	79	31.408	4	79	Andrew Hibberd	1:55.109	4	1:54.209	+0.900
2	84	28.348	7	84	55.326	8	84	31.912	4	84	Jack Woodhouse	1:55.951	6	1:55.586	+0.365
3	162	28.898	6	122	55.849	6	162	32.111	6	122	Adrian Russell	1:57.837	7	1:57.158	+0.679
4	74	29.096	5	74	56.744	8	122	32.154	8	162	Katsu Kubota	1:59.309	6	1:57.917	+1.392
5	1	29.146	4	162	56.908	8	74	32.782	6	74	Iain Rowley	1:59.711	5	1:58.622	+1.089
6	122	29.155	7	1	57.980	3	5	32.890	5	1	Peter de la Roche	2:01.330	3	2:00.773	+0.557
7	5	29.605	6	73	58.370	7	1	33.647	3	5	Robin Longdon	2:01.977	7	2:01.492	+0.485
8	73	29.874	7	37	58.879	4	90	33.849	6	90	Andrew Hayden	2:03.828	6	2:03.677	+0.151
9	90	30.368	6	5	58.997	7	73	34.388	3	73	Peter Anstiss	2:04.304	4	2:02.632	+1.672
10	93	30.373	4	90	59.460	5	37	34.625	3	37	Andrew Taylor	2:05.107	4	2:04.140	+0.967
11	37	30.636	4	93	1:00.302	3	69	35.414	6	93	Rudolf Ernst	2:07.149	3	2:06.301	+0.848
12	61	31.465	6	61	1:01.018	6	93	35.626	6	61	Phil Foulkes	2:08.419	6	2:08.419	+0.000
13	41	32.175	4	69	1:01.252	6	61	35.936	6	69	Andrew Turvey	2:09.597	6	2:08.857	+0.740
14	69	32.191	7	41	1:03.401	3	141	37.162	5	41	John Hutchison	2:13.316	4	2:12.878	+0.438
15	141	33.290	7	141	1:03.999	4	147	37.280	7	49	Martin McHugh	2:14.321	6		+
16	46	33.310	7	65	1:04.803	4	41	37.302	3	141	Peter Fenichel	2:16.079	2	2:14.451	+1.628
17	147	33.673	7	33	1:05.417	4	33	38.180	4	147	Clinton McCarthy	2:16.884	7	2:16.884	+0.000
18	65	34.218	7	46	1:05.776	7	46	38.590	7	46	Mark Haynes	2:17.676	7	2:17.676	+0.000
19	33	34.491	4	147	1:05.931	7	65	39.336	5	33	Stuart Tizzard	2:18.088	4	2:18.088	+0.000
20	45	36.093	6	45	1:10.265	3	45	42.075	3	65	Richard Ferris	2:19.444	4	2:18.357	+1.087
21	39	40.049	6	39	1:18.399	6	39	44.055	6	45	Gordon Wright	2:28.584	3	2:28.433	+0.151
22	49			49			49			39	David Walker	2:42.503	6	2:42.503	+0.000



Session Start: 15:08:47 - Finish: 15:23:55

Weather/Track Conditions: Bright/Dry

Circuit: Oulton Park International

Track Length: 4.332 Km - 2.6918 miles

Printed: 25-08-2018 - 15:31

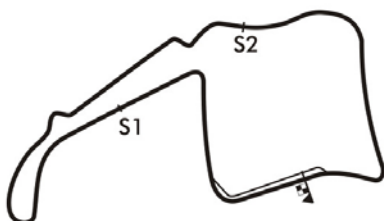


Oulton Park Gold Cup Historic Race Meeting - 25 - 27 Aug 2018

FJHRA/HSCC Silverline Formula Junior Rear Engine

Qualifying for Race 7 - Best Sector Speeds

	NO	SECTOR 1	MPH	NO	SECTOR 2	MPH	NO	SECTOR 3	MPH
1	1	Peter de la Roche	115.1	84	Jack Woodhouse	101.5	79	Andrew Hibberd	106.1
2	84	Jack Woodhouse	114.7	79	Andrew Hibberd	100.3	1	Peter de la Roche	105.1
3	79	Andrew Hibberd	114.3	122	Adrian Russell	98.2	84	Jack Woodhouse	104.7
4	122	Adrian Russell	111.8	162	Katsu Kubota	97.8	122	Adrian Russell	103.9
5	162	Katsu Kubota	111.3	1	Peter de la Roche	97.2	162	Katsu Kubota	103.9
6	74	Iain Rowley	110.0	74	Iain Rowley	97.1	5	Robin Longdon	101.1
7	5	Robin Longdon	108.8	5	Robin Longdon	95.2	74	Iain Rowley	100.5
8	90	Andrew Hayden	108.3	73	Peter Anstiss	92.8	90	Andrew Hayden	100.3
9	93	Rudolf Ernst	108.1	90	Andrew Hayden	92.5	93	Rudolf Ernst	99.9
10	73	Peter Anstiss	106.1	93	Rudolf Ernst	92.1	69	Andrew Turvey	99.2
11	37	Andrew Taylor	104.6	69	Andrew Turvey	92.0	73	Peter Anstiss	98.7
12	69	Andrew Turvey	104.3	37	Andrew Taylor	91.3	37	Andrew Taylor	96.2
13	41	John Hutchison	102.7	61	Phil Foulkes	88.7	61	Phil Foulkes	95.8
14	61	Phil Foulkes	102.5	41	John Hutchison	86.0	41	John Hutchison	94.3
15	141	Peter Fenichel	98.4	141	Peter Fenichel	85.8	147	Clinton McCarthy	92.0
16	147	Clinton McCarthy	95.1	147	Clinton McCarthy	84.6	141	Peter Fenichel	91.1
17	33	Stuart Tizzard	94.7	65	Richard Ferris	84.0	46	Mark Haynes	90.1
18	46	Mark Haynes	94.4	46	Mark Haynes	83.0	33	Stuart Tizzard	88.7
19	65	Richard Ferris	87.9	33	Stuart Tizzard	82.6	45	Gordon Wright	88.6
20	45	Gordon Wright	87.6	45	Gordon Wright	79.7	65	Richard Ferris	87.6
21	39	David Walker	76.2	39	David Walker	66.6	39	David Walker	76.1
22	49	Martin McHugh	0.0	49	Martin McHugh	0.0	49	Martin McHugh	0.0



Session Start: 15:08:47 - Finish: 15:23:55

Weather/Track Conditions: Bright/Dry

Circuit: Oulton Park International

Track Length: 4.332 Km - 2.6918 miles

Printed: 25-08-2018 - 15:31



Oulton Park Gold Cup Historic Race Meeting - 25 - 27 Aug 2018

FJHRA/HSCC Silverline Formula Junior Rear Engine

Race 7 - Starting Grid - AMENDED

Sheet No:

Start Time : 16:05 - Heat Duration : 20 Minutes

8	15 65 Richard Ferris		
7	13 147 Peter Fenichel		14 46 Mark Haynes
6	11 41 John Hutchison		12 49 Martin McHugh
5	9 37 Andrew Taylor		10 69 Andrew Turvey
4	7 90 Andrew Hayden		8 73 Peter Anstiss
3	5 74 Iain Rowley		6 1 Peter de la Roche
2	3 122 Adrian Russell		4 162 Katsu Kubota
1	1 79 Andrew Hibberd		2 84 Jack Woodhouse
ROW	Pole Right		

Cars 5,33,39,45,61 & 147 - withdrawn.

These results are provisional until the conclusion of any judicial and technical matters.

*Circuit: Oulton Park International
Track Length: 4.332 Km - 2.6918 miles*

Clerk of the Course: <div style="text-align: right;">Julian Floyd</div>	Timekeeper: <div style="text-align: right;">Nick Palmer</div>	Issued at:
--	--	------------



Printed : 26-08-2018 - 15:14

Oulton Park Gold Cup Historic Race Meeting - 25 - 27 Aug 2018

FJHRA/HSCC Silverline Formula Junior Rear Engine

Race 7 - Classification

Sheet No:

POS	NO	DRIVER/S	CLASS	CLASS POS	CAR MAKE / MODEL	TIME	LAPS	GAP	DIFF	MPH	BEST	ON
1	84	Jack Woodhouse	E1	1	Lotus 20/22	17:11.556	7	-- 7 laps --		65.75	2:25.361	5
2	79	Andrew Hibberd	E1	2	Lotus 22	17:22.728	7	11.172	11.172	65.05	2:26.287	2
3	122	Adrian Russell	E1	3	Lotus 22	17:46.468	7	34.912	23.740	63.60	2:25.602	7
4	162	Katsu Kubota	E1	4	Lotus 20/22	18:05.042	7	53.486	18.574	62.52	2:33.115	2
5	1	Peter de la Roche	D2	1	Lola Mk3	18:11.787	7	1:00.231	6.745	62.12	2:30.842	7
6	74	Iain Rowley	E1	5	Lola Mk5	18:59.673	7	1:48.117	47.886	59.51	2:40.719	2
7	37	Andrew Taylor	C2	1	Cooper T56	19:00.562	7	1:49.006	0.889	59.47	2:40.653	6
8	69	Andrew Turvey	E1	6	Lola Mk5A	19:00.808	7	1:49.252	0.246	59.46	2:37.132	6
9	73	Peter Anstiss	E1	7	Lotus 20/22	19:47.304	7	2:35.748	46.496	57.13	2:47.030	5
10	46	Mark Haynes	C2	2	Elva 200/10F	20:01.241	7	2:49.685	13.937	56.46	2:48.713	5
11	65	Richard Ferris	E1	8	Donford FJ	17:12.813	6	-- 6 laps --	2.713	56.29	2:47.284	6
12	41	John Hutchison	C2	3	Lotus 18	17:37.128	6	24.315	24.315	55.00	2:53.271	3
13	49	Martin McHugh	D2	2	North Star Mk1	17:43.805	6	30.992	6.677	54.65	2:54.255	4

----- FASTEST LAP SUMMARY -----

NO	DRIVER/S	CLASS	CAR MAKE / MODEL	FASTEST LAP	ON	MPH
84	Jack Woodhouse	E1	Lotus 20/22	2:25.361	5	66.66
1	Peter de la Roche	D2	Lola Mk3	2:30.842	7	64.24
37	Andrew Taylor	C2	Cooper T56	2:40.653	6	60.32

Car 49 - transponder working intermittently, please check position.
Car 90 & 141 - non starters.

Session Start: 15:57:33 - Finish: 16:14:45

Weather/Track Conditions: Overcast/Wet

Circuit: Oulton Park International

Track Length: 4.332 Km - 2.6918 miles

These results are provisional until the conclusion of any judicial and technical matters.

Clerk of the Course:

Julian Floyd

Timekeeper:

Nick Palmer

Issued at:



Printed: 26-08-2018 - 16:18

Results: www.mstworld.com. Live Timing: <https://livetiming.getraceresults.com/mst>. Email: timing@mstworld.com

Oulton Park Gold Cup Historic Race Meeting - 25 - 27 Aug 2018

FJHRA/HSCC Silverline Formula Junior Rear Engine

Race 7 - Sector Analysis

1 Peter de la Roche (D2)								Lola Mk3							
lap	Sect-1	Speed	Sect-2	Speed	Sect-3	Speed	Laptime Pit	lap	Sect-1	Speed	Sect-2	Speed	Sect-3	Speed	Laptime Pit
1		95.3	1:16.646	73.8	42.568	93.1	3:01.071	5	36.894	98.4	1:12.964	84.3	41.489	88.3	2:31.347
2	37.107	97.4	1:13.646	85.1	41.815	91.6	2:32.568	6	36.127	100.1	1:14.222	83.1	41.377	87.8	2:31.726
3	37.151	101.6	1:12.870	83.5	42.532	87.3	2:32.553	7	35.925	100.0	1:13.513	84.8	41.404	78.4	2:30.842
4	36.474	99.7	1:13.964	82.4	41.242	91.0	2:31.680	8							

37 Andrew Taylor (C2)								Cooper T56							
lap	Sect-1	Speed	Sect-2	Speed	Sect-3	Speed	Laptime Pit	lap	Sect-1	Speed	Sect-2	Speed	Sect-3	Speed	Laptime Pit
1		90.1	1:16.948	75.8	44.124	84.7	2:50.095	5	39.280	91.3	1:18.144	74.4	44.685	80.8	2:42.109
2	39.416	90.4	1:18.058	70.9	44.202	82.3	2:41.676	6	39.182	91.8	1:17.268	74.8	44.203	81.2	2:40.653
3	40.119	91.7	1:16.623	76.5	44.339	81.1	2:41.081	7	40.225	90.0	1:18.892	78.3	44.026	79.8	2:43.143
4	39.501	91.7	1:17.329	77.5	44.975	80.9	2:41.805	8							

41 John Hutchison (C2)								Lotus 18							
lap	Sect-1	Speed	Sect-2	Speed	Sect-3	Speed	Laptime Pit	lap	Sect-1	Speed	Sect-2	Speed	Sect-3	Speed	Laptime Pit
1		79.9	1:22.622	71.9	47.951	73.8	3:04.452	4	42.840	74.4	1:23.018	69.2	48.281	74.8	2:54.139
2	42.436	82.0	1:25.288	67.2	50.356	72.7	2:58.080	5	43.222	78.2	1:23.316	71.7	46.871	79.2	2:53.409
3	43.794	74.6	1:22.707	73.0	46.770	76.6	2:53.271	6	42.842	80.9	1:22.945	69.9	47.990	73.0	2:53.777

46 Mark Haynes (C2)								Elva 200/10F							
lap	Sect-1	Speed	Sect-2	Speed	Sect-3	Speed	Laptime Pit	lap	Sect-1	Speed	Sect-2	Speed	Sect-3	Speed	Laptime Pit
1		81.2	1:22.177	66.6	47.354	76.8	3:01.204	5	41.718	83.0	1:20.764	72.8	46.231	78.8	2:48.713
2	42.936	81.2	1:21.767	72.1	46.393	78.0	2:51.096	6	40.933	81.8	1:21.594	70.8	47.601	76.3	2:50.128
3	41.391	78.8	1:21.604	71.7	46.195	78.0	2:49.190	7	41.719	81.6	1:22.357	71.3	47.065	78.1	2:51.141
4	41.673	79.1	1:21.765	73.4	46.331	77.3	2:49.769	8							

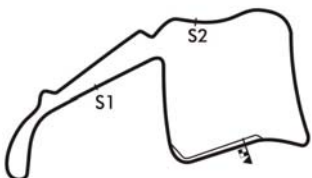
49 Martin McHugh (D2)								North Star Mk1							
lap	Sect-1	Speed	Sect-2	Speed	Sect-3	Speed	Laptime Pit	lap	Sect-1	Speed	Sect-2	Speed	Sect-3	Speed	Laptime Pit
1		74.3	1:23.232	66.3	48.652	70.4	3:06.842	4	42.670	77.0	1:23.595		47.990	87.8	2:54.255
2	44.292	74.2	1:24.089		48.685	87.9	2:57.066	5	42.739	77.6	1:24.583		48.800	80.5	2:56.122
3	43.154	73.9	1:24.229		47.140	88.0	2:54.523	6	43.918	78.8	1:23.758		47.321	87.9	2:54.997

65 Richard Ferris (E1)								Donford FJ							
lap	Sect-1	Speed	Sect-2	Speed	Sect-3	Speed	Laptime Pit	lap	Sect-1	Speed	Sect-2	Speed	Sect-3	Speed	Laptime Pit
1		78.9	1:24.020	70.5	47.737	78.7	3:06.996	4	41.142	82.2	1:21.423	69.2	47.757	82.1	2:50.322
2	42.116	84.1	1:20.430	70.1	47.390	82.0	2:49.936	5	40.977	83.9	1:21.360	74.6	46.294	83.1	2:48.631
3	40.365	83.2	1:22.111	68.3	47.168	81.8	2:49.644	6	40.846	83.4	1:20.331	74.6	46.107	81.7	2:47.284

69 Andrew Turvey (E1)								Lola Mk5A							
lap	Sect-1	Speed	Sect-2	Speed	Sect-3	Speed	Laptime Pit	lap	Sect-1	Speed	Sect-2	Speed	Sect-3	Speed	Laptime Pit
1		89.3	1:17.752	73.5	44.911	80.2	2:52.925	5	40.897	86.1	1:15.854	76.9	43.875	81.1	2:40.626
2	40.592	88.5	1:17.457	77.1	44.909	81.5	2:42.958	6	38.829	94.9	1:15.155	76.3	43.148	84.2	2:37.132
3	39.930	91.3	1:17.556	71.3	44.561	82.8	2:42.047	7	39.003	94.9	1:15.741	77.3	43.833	82.3	2:38.577
4	40.139	94.5	1:20.718	67.7	45.686	76.4	2:46.543	8							

73 Peter Anstiss (E1)								Lotus 20/22							
lap	Sect-1	Speed	Sect-2	Speed	Sect-3	Speed	Laptime Pit	lap	Sect-1	Speed	Sect-2	Speed	Sect-3	Speed	Laptime Pit
1		87.6	1:19.380	70.7	48.045	74.8	3:00.491	5	41.795	86.1	1:18.501	70.2	46.734	76.4	2:47.030
2	41.546	92.7	1:19.940	71.5	46.379	78.0	2:47.865	6	41.396	86.3	1:19.901	64.4	46.319	76.6	2:47.616
3	42.362	88.3	1:18.755	69.6	46.356	74.9	2:47.473	7	42.245	81.9	1:20.248	67.7	47.208	73.5	2:49.701
4	41.745	88.4	1:18.910	68.5	46.473	76.6	2:47.128	8							

74 Iain Rowley (E1)								Lola Mk5							
lap	Sect-1	Speed	Sect-2	Speed	Sect-3	Speed	Laptime Pit	lap	Sect-1	Speed	Sect-2	Speed	Sect-3	Speed	Laptime Pit
1		92.8	1:15.967	78.3	42.659	79.3	2:44.730	5	40.329	90.4	1:18.205	74.1	43.871	83.5	2:42.405
2	40.229	90.3	1:16.924	78.9	43.566	84.1	2:40.719	6	40.409	88.6	1:18.035	74.2	45.710	79.3	2:44.154
3	40.564	92.0	1:16.412	76.5	44.917	79.4	2:41.893	7	41.032	89.5	1:17.423	75.2	44.580	77.4	2:43.035
4	40.298	90.1	1:18.450	75.8	43.989	83.8	2:42.737	8							



Session Start: 15:57:33 - Finish: 16:14:45

Weather/Track Conditions: Overcast/Wet

Circuit: Oulton Park International

Track Length: 4.332 Km - 2.6918 miles

Printed: 26-08-2018 - 16:19

Oulton Park Gold Cup Historic Race Meeting - 25 - 27 Aug 2018

FJHRA/HSCC Silverline Formula Junior Rear Engine

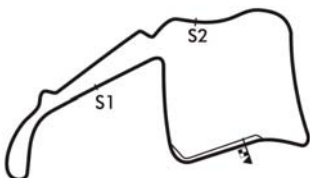
Race 7 - Sector Analysis

79 Andrew Hibberd (E1)								Lotus 22							
lap	Sect-1	Speed	Sect-2	Speed	Sect-3	Speed	Laptime Pit	lap	Sect-1	Speed	Sect-2	Speed	Sect-3	Speed	Laptime Pit
1		101.3	1:10.905	83.1	39.894	92.2	2:32.859	5	35.854	101.0	1:11.310	80.1	40.790	89.9	2:27.954
2	35.494	102.2	1:10.518	83.9	40.275	93.5	2:26.287	6	36.544	98.5	1:12.798	81.8	40.839	91.3	2:30.181
3	35.723	102.2	1:11.732	84.1	39.823	93.1	2:27.278	7	37.029	96.8	1:13.288	80.1	41.126	82.8	2:31.443
4	35.461	102.5	1:11.492	83.4	39.773	93.2	2:26.726	8							

84 Jack Woodhouse (E1)								Lotus 20/22							
lap	Sect-1	Speed	Sect-2	Speed	Sect-3	Speed	Laptime Pit	lap	Sect-1	Speed	Sect-2	Speed	Sect-3	Speed	Laptime Pit
1		100.3	1:10.277	83.6	40.024	92.6	2:31.562	5	35.426	100.3	1:09.846	80.7	40.089	92.6	2:25.361
2	35.548	99.2	1:10.825	84.5	41.009	92.3	2:27.382	6	35.956	98.8	1:11.572	83.9	40.248	92.5	2:27.776
3	35.443	100.4	1:10.856	84.4	40.037	91.8	2:26.336	7	35.946	99.2	1:10.157	83.7	40.315	92.1	2:26.418
4	35.811	98.9	1:11.194	81.2	39.716	92.6	2:26.721	8							

122 Adrian Russell (E1)								Lotus 22							
lap	Sect-1	Speed	Sect-2	Speed	Sect-3	Speed	Laptime Pit	lap	Sect-1	Speed	Sect-2	Speed	Sect-3	Speed	Laptime Pit
1		90.6	1:14.669	78.8	42.185	87.9	2:55.371	5	36.796	96.3	1:10.586	84.6	40.362	88.8	2:27.744
2	37.491	97.4	1:12.328	82.4	41.230	86.8	2:31.049	6	36.184	90.3	1:10.676	84.8	40.878	88.8	2:27.738
3	37.439	93.0	1:11.832	79.6	40.897	85.3	2:30.168	7	35.565	97.0	1:10.283	85.6	39.754	90.5	2:25.602
4	36.491	89.9	1:11.931	82.1	40.374	88.9	2:28.796	8							

162 Katsu Kubota (E1)								Lotus 20/22							
lap	Sect-1	Speed	Sect-2	Speed	Sect-3	Speed	Laptime Pit	lap	Sect-1	Speed	Sect-2	Speed	Sect-3	Speed	Laptime Pit
1		96.0	1:12.913	79.9	41.013	86.7	2:37.059	5	37.286	96.7	1:16.514	76.6	42.963	82.3	2:36.763
2	36.599	93.9	1:13.885	79.3	42.631	80.3	2:33.115	6	37.585	93.6	1:15.066	76.5	42.125	85.5	2:34.776
3	37.521	92.2	1:14.925	78.1	42.885	80.8	2:35.331	7	37.165	93.5	1:13.845	79.6	42.541	81.7	2:33.551
4	37.156	93.2	1:14.415	76.8	42.876	82.6	2:34.447	8							

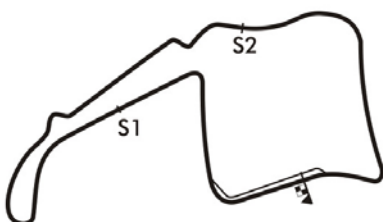


Oulton Park Gold Cup Historic Race Meeting - 25 - 27 Aug 2018

FJHRA/HSCC Silverline Formula Junior Rear Engine

Race 7 - Best Sector Times

	SECTOR 1			SECTOR 2			SECTOR 3			IDEAL / BEST LAP COMPARISON					
	NO	TIME	LAP	NO	TIME	LAP	NO	TIME	LAP	NO	NAME	BEST	IN	IDEAL	DIFF
1	84	35.426	5	84	1:09.846	5	84	39.716	4	84	Jack Woodhouse	2:25.361	5	2:24.988	+0.373
2	79	35.461	4	122	1:10.283	7	122	39.754	7	122	Adrian Russell	2:25.602	7	2:25.602	+0.000
3	122	35.565	7	79	1:10.518	2	79	39.773	4	79	Andrew Hibberd	2:26.287	2	2:25.752	+0.535
4	1	35.925	7	1	1:12.870	3	162	41.013	1	1	Peter de la Roche	2:30.842	7	2:30.037	+0.805
5	162	36.599	2	162	1:12.913	1	1	41.242	4	162	Katsu Kubota	2:33.115	2	2:30.525	+2.590
6	69	38.829	6	69	1:15.155	6	74	42.659	1	69	Andrew Turvey	2:37.132	6	2:37.132	+0.000
7	37	39.182	6	74	1:15.967	1	69	43.148	6	37	Andrew Taylor	2:40.653	6	2:39.831	+0.822
8	74	40.229	2	37	1:16.623	3	37	44.026	7	74	Iain Rowley	2:40.719	2	2:38.855	+1.864
9	65	40.365	3	73	1:18.501	5	65	46.107	6	73	Peter Anstiss	2:47.030	5	2:46.216	+0.814
10	46	40.933	6	65	1:20.331	6	46	46.195	3	65	Richard Ferris	2:47.284	6	2:46.803	+0.481
11	73	41.396	6	46	1:20.764	5	73	46.319	6	46	Mark Haynes	2:48.713	5	2:47.892	+0.821
12	41	42.436	2	41	1:22.622	1	41	46.770	3	41	John Hutchison	2:53.271	3	2:51.828	+1.443
13	49	42.670	4	49	1:23.232	1	49	47.140	3	49	Martin McHugh	2:54.255	4	2:53.042	+1.213



Session Start: 15:57:33 - Finish: 16:14:45

Weather/Track Conditions: Overcast/Wet

Circuit: Oulton Park International

Track Length: 4.332 Km - 2.6918 miles

Printed: 26-08-2018 - 16:20

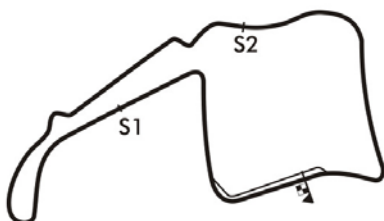


Oulton Park Gold Cup Historic Race Meeting - 25 - 27 Aug 2018

FJHRA/HSCC Silverline Formula Junior Rear Engine

Race 7 - Best Sector Speeds

	NO	SECTOR 1	MPH	NO	SECTOR 2	MPH	NO	SECTOR 3	MPH
1	79	Andrew Hibberd	102.5	122	Adrian Russell	85.6	79	Andrew Hibberd	93.5
2	1	Peter de la Roche	101.6	1	Peter de la Roche	85.1	1	Peter de la Roche	93.1
3	84	Jack Woodhouse	100.4	84	Jack Woodhouse	84.5	84	Jack Woodhouse	92.6
4	122	Adrian Russell	97.4	79	Andrew Hibberd	84.1	122	Adrian Russell	90.5
5	162	Katsu Kubota	96.7	162	Katsu Kubota	79.9	49	Martin McHugh	88.0
6	69	Andrew Turvey	94.9	74	Iain Rowley	78.9	162	Katsu Kubota	86.7
7	74	Iain Rowley	92.8	37	Andrew Taylor	78.3	37	Andrew Taylor	84.7
8	73	Peter Anstiss	92.7	69	Andrew Turvey	77.3	69	Andrew Turvey	84.2
9	37	Andrew Taylor	91.8	65	Richard Ferris	74.6	74	Iain Rowley	84.1
10	65	Richard Ferris	84.1	46	Mark Haynes	73.4	65	Richard Ferris	83.1
11	46	Mark Haynes	83.0	41	John Hutchison	73.0	41	John Hutchison	79.2
12	41	John Hutchison	82.0	73	Peter Anstiss	71.5	46	Mark Haynes	78.8
13	49	Martin McHugh	78.8	49	Martin McHugh	66.3	73	Peter Anstiss	78.0



Session Start: 15:57:33 - Finish: 16:14:45

Weather/Track Conditions: Overcast/Wet

Circuit: Oulton Park International

Track Length: 4.332 Km - 2.6918 miles

Printed: 26-08-2018 - 16:20



Oulton Park Gold Cup Historic Race Meeting - 25 - 27 Aug 2018

FJHRA/HSCC Silverline Formula Junior Rear Engine

Race 7 - Lap Chart

Lap 1			Lap 2			Lap 3			Lap 4			Lap 5			Lap 6		
NO	Behind	Laptime	NO	Behind	Laptime	NO	Behind	Laptime	NO	Behind	Laptime	NO	Behind	Laptime	NO	Behind	Laptime
84		2:31.562	84		2:27.382	84		2:26.336	84		2:26.721	84		2:25.361	84		2:27.776
79	1.297	2:32.859	79	0.202	2:26.287	79	1.144	2:27.278	79	1.149	2:26.726	79	3.742	2:27.954	49	1 LAP	2:56.122
162	5.497	2:37.059	162	11.230	2:33.115	162	20.225	2:35.331	162	27.951	2:34.447	122	35.766	2:27.744	79	6.147	2:30.181
74	13.168	2:44.730	74	26.505	2:40.719	122	31.308	2:30.168	122	33.383	2:28.796	162	39.353	2:36.763	122	35.728	2:27.738
37	18.533	2:50.095	122	27.476	2:31.049	1	40.912	2:32.553	1	45.871	2:31.680	1	51.857	2:31.347	162	46.353	2:34.776
69	21.363	2:52.925	37	32.827	2:41.676	74	42.062	2:41.893	74	58.078	2:42.737	74	1:15.122	2:42.405	1	55.807	2:31.726
122	23.809	2:55.371	1	34.695	2:32.568	37	47.572	2:41.081	37	1:02.656	2:41.805	37	1:19.404	2:42.109	74	1:31.500	2:44.154
73	28.929	3:00.491	69	36.939	2:42.958	69	52.650	2:42.047	69	1:12.472	2:46.543	69	1:27.737	2:40.626	37	1:32.281	2:40.653
1	29.509	3:01.071	73	49.412	2:47.865	73	1:10.549	2:47.473	73	1:30.956	2:47.128	73	1:52.625	2:47.030	69	1:37.093	2:37.132
46	29.642	3:01.204	46	53.356	2:51.096	46	1:16.210	2:49.190	46	1:39.258	2:49.769	46	2:02.610	2:48.713	73	2:12.465	2:47.616
41	32.890	3:04.452	65	57.988	2:49.936	65	1:21.296	2:49.644	65	1:44.897	2:50.322	65	2:08.167	2:48.631	46	2:24.962	2:50.128
49	35.280	3:06.842	41	1:03.588	2:58.080	41	1:30.523	2:53.271	41	1:57.941	2:54.139	41	2:25.989	2:53.409			
65	35.434	3:06.996	49	1:04.964	2:57.066	49	1:33.151	2:54.523	49	2:00.685	2:54.255						

Session Start: 15:57:33 - Finish: 16:14:45

Weather/Track Conditions: Overcast/Wet

Circuit: Oulton Park International

Track Length: 4.332 Km - 2.6918 miles

Printed: 26-08-2018 - 16:20

Oulton Park Gold Cup Historic Race Meeting - 25 - 27 Aug 2018

FJHRA/HSCC Silverline Formula Junior Rear Engine

Race 7 - Lap Chart

Lap 7		
NO	Behind	Laptime
84		2:26.418
65	1 LAP	2:47.284
79	11.172	2:31.443
41	1 LAP	2:53.777
49	1 LAP	2:54.997
122	34.912	2:25.602
162	53.486	2:33.551
1	1:00.231	2:30.842
74	1:48.117	2:43.035
37	1:49.006	2:43.143
69	1:49.252	2:38.577
73	2:35.748	2:49.701
46	2:49.685	2:51.141

Session Start: 15:57:33 - Finish: 16:14:45

Weather/Track Conditions: Overcast/Wet

Circuit: Oulton Park International

Track Length: 4.332 Km - 2.6918 miles

Printed: 26-08-2018 - 16:20