



# Historic Sports Car Club

## Silverstone Finals Historic Race Meeting

Saturday 20<sup>th</sup> – Sunday 21<sup>st</sup> October 2018

Results Booklet



Timing & Results by MST SYSTEMS Ltd.  
[www.mstworld.com](http://www.mstworld.com)

© MST SYSTEMS Ltd. 2018

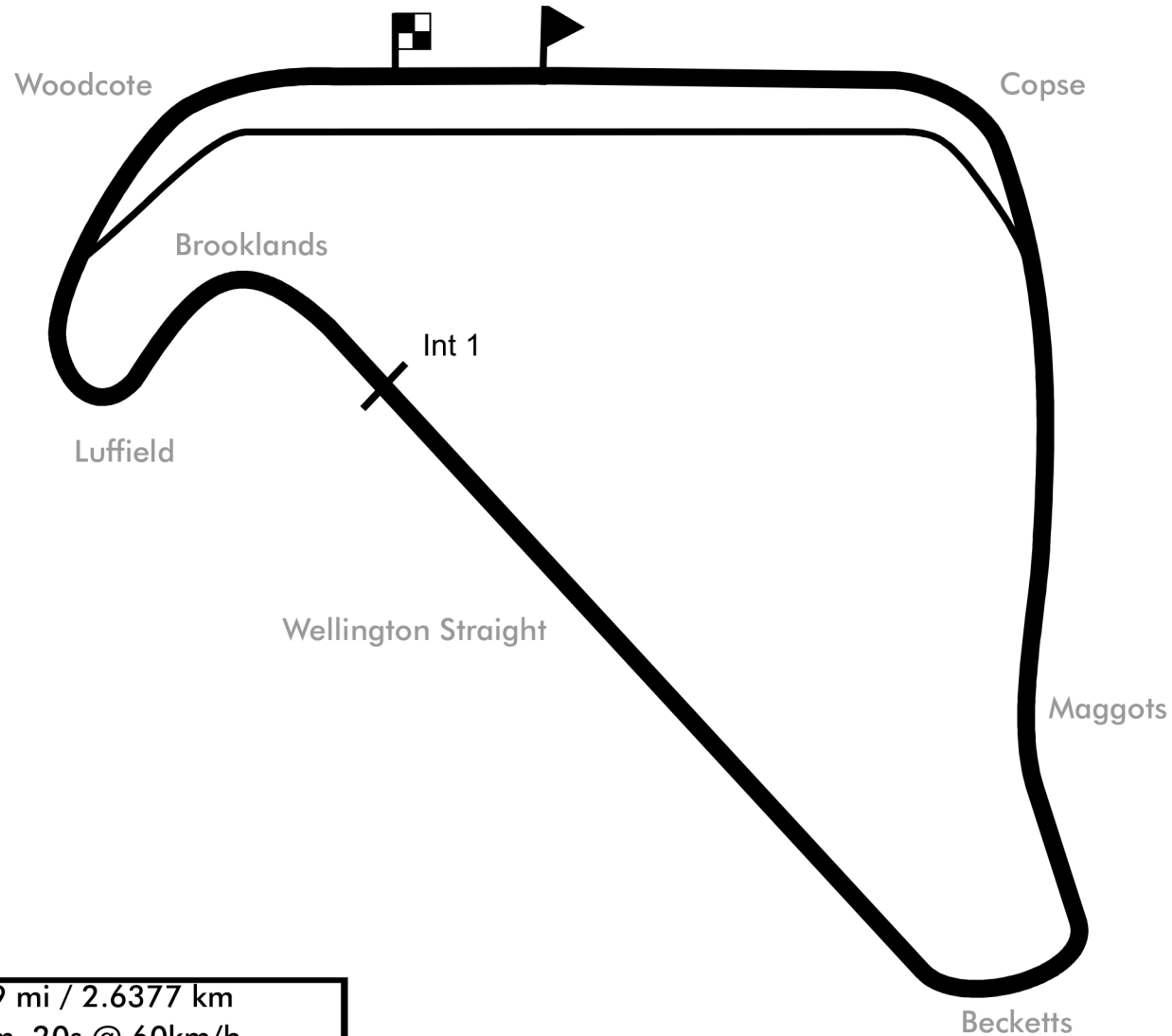
The Haysfield, Spring Lane North, Malvern, Worcestershire WR14 1GF  
tel: +44 (0)1684 560614 email: [motorsport@mstworld.com](mailto:motorsport@mstworld.com)



# Silverstone National Circuit

Towcester, Northamptonshire NN12 8TN

[www.silverstone.co.uk](http://www.silverstone.co.uk)



Circuit Length:	1.639 mi / 2.6377 km
Pit Lane:	336 m, 20s @ 60km/h
Intermediate 1:	1.678 km
Start line offset:	83.9 m

## Silverstone Finals Historic Race Meeting - 20 - 21 Oct 2018

### HSCC/FJHRA Silverline Historic Formula Junior Rear Engine Qualifying for Race 6 - Classification

Sheet No:

POS	NO	DRIVER/S	CLASS	CLASS POS	CAR MAKE / MODEL	TIME	ON	LAPS	GAP	DIFF	MPH
1	79	Andrew Hibberd	E1	1	Lotus 22	1:05.130	3	8			90.59
2	80	Nick Fennell	E1	2	Lotus 27	1:05.191	7	8	0.061	0.061	90.51
3	122	Adrian Russell	E1	3	Lotus 22	1:06.154	6	8	1.024	0.963	89.19
4	166	George McDonald	E1	4	Brabham BT6	1:06.448	5	8	1.318	0.294	88.80
5	1	Peter de la Roche	D2	1	Lola Mk3	1:06.634	4	7	1.504	0.186	88.55
6	58	Richard Smeeton	E1	5	Wainor 63	1:06.808	6	8	1.678	0.174	88.32
7	48	Jim Blockley	D2	2	Caravelle Mk2	1:07.789	5	8	2.659	0.981	87.04
8	93	Rudolf Ernst	E1	6	Lotus 22	1:07.938	5	7	2.808	0.149	86.85
9	85	John Chisholm	D2	3	Gemini Mk3A	1:08.578	5	5	3.448	0.640	86.04
10	76	Simon Durling	E1	7	Lotus 22	1:10.369	5	7	5.239	1.791	83.85
11	14	Crispian Besley	C2	1	Cooper T56	1:10.403	5	8	5.273	0.034	83.81
12	37	Andrew Taylor	C2	2	Cooper T56	1:10.917	6	8	5.787	0.514	83.20
13	56	Jeremy Deeley	C2	3	Cooper T56	1:11.041	6	7	5.911	0.124	83.06
14	98	Nick Finburgh	E1	8	Lotus 22	1:11.093	5	7	5.963	0.052	83.00
15	69	Andrew Turvey	E1	9	Lola Mk5A	1:11.492	5	7	6.362	0.399	82.53
16	147	Clinton McCarthy	C1	1	Lotus 18	1:11.502	6	8	6.372	0.010	82.52
17	43	Ian Simmonds	C2	4	Envoy Mk1	1:11.724	5	8	6.594	0.222	82.27
18	45	Peter Mullen	C2	5	Kieft	1:13.741	6	6	8.611	2.017	80.02
19	60	Roger Fowler	G1	1	Lola T60	1:15.340	4	7	10.210	1.599	78.32
20	97	Hans Ciers	D2	4	Lotus 20	1:15.907	4	7	10.777	0.567	77.73
21	65	Richard Ferris	E1	10	Donford FJ	1:17.840	4	7	12.710	1.933	75.80
22	35	Tim Bishop	C2	6	Sauter	1:18.173	2	7	13.043	0.333	75.48
23	44	Tony Steele	C1	2	Lotus 18	1:18.308	5	7	13.178	0.135	75.35
24	34	Jeremy Bouckley	C2	7	Cooper T56	1:18.339	4	6	13.209	0.031	75.32
25	39	David Walker	C1	3	Lotus 18	1:19.256	4	7	14.126	0.917	74.45

Cars 79 & 93 require working transponders - Regulation Q12.2.1 refers.  
A 30 second penalty will be applied if not working in the race.

*Session Start: 10:40:26 - Finish: 10:49:32*  
*Weather/Track Conditions: Bright/Dry*  
*Circuit: Silverstone National*  
*Track Length: 2.638 Km - 1.6390 miles*

These results are provisional until the conclusion of any judicial and technical matters.

Clerk of the Course:  <div style="text-align: right;">Ian Danaher</div>	Timekeeper:  <div style="text-align: right;">Nick Palmer</div>	Issued at:
---	--	------------

# Silverstone Finals Historic Race Meeting - 20 - 21 Oct 2018

## HSCC/FJHRA Silverline Historic Formula Junior Rear Engine

### Qualifying for Race 6 - Sector Analysis

1 Peter de la Roche (D2)						Lola Mk3					
lap	Sect-1	Speed	Sect-2	Speed	Laptime Pit	lap	Sect-1	Speed	Sect-2	Speed	Laptime Pit
1	41.564	109.5	27.484	111.3	1:09.048	5	39.232	113.4	Pit In		1:13.570
2	39.294	116.9	27.878	109.6	1:07.172	6	Pit Out	117.1	27.315	112.2	1:58.179
3	39.419	114.7	28.093	111.8	1:07.512	7	39.874	116.5	27.142	112.0	1:07.016
4	39.190	116.9	27.444	112.0	1:06.634	8					

14 Crispian Besley (C2)						Cooper T56					
lap	Sect-1	Speed	Sect-2	Speed	Laptime Pit	lap	Sect-1	Speed	Sect-2	Speed	Laptime Pit
1	44.458	106.4	29.288	104.1	1:13.746	5	41.498	107.0	28.905	103.1	1:10.403
2	41.463	101.8	29.248	103.9	1:10.711	6	41.165	100.0	29.642	101.0	1:10.807
3	41.283	107.9	29.307	103.9	1:10.590	7	45.241	106.5	28.743	102.9	1:13.984
4	41.914	107.4	28.573	102.9	1:10.487	8	42.369	107.0	28.236	102.0	1:10.605

34 Jeremy Bouckley (C2)						Cooper T56					
lap	Sect-1	Speed	Sect-2	Speed	Laptime Pit	lap	Sect-1	Speed	Sect-2	Speed	Laptime Pit
1	50.253	96.8	31.861	94.9	1:22.114	4	46.779	92.1	31.560	96.3	1:18.339
2	49.267	86.7	32.858	95.3	1:22.125	5	46.953	94.1	31.726	95.5	1:18.679
3	48.338	95.7	32.159	96.1	1:20.497	6	48.588	92.4	31.521	95.9	1:20.109

35 Tim Bishop (C2)						Sauter					
lap	Sect-1	Speed	Sect-2	Speed	Laptime Pit	lap	Sect-1	Speed	Sect-2	Speed	Laptime Pit
1	51.267	95.5	31.374	93.6	1:22.641	5	47.483	94.1	33.175	82.5	1:20.658
2	45.996	98.7	32.177	87.3	1:18.173	6	50.672	92.1	32.782	84.4	1:23.454
3	47.599	96.4	31.608	88.5	1:19.207	7	56.839	52.8	Pit In		1:47.029
4	46.848	96.4	31.956	87.8	1:18.804	8					

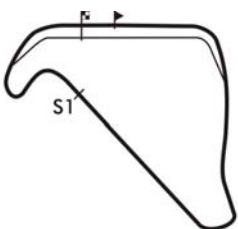
37 Andrew Taylor (C2)						Cooper T56					
lap	Sect-1	Speed	Sect-2	Speed	Laptime Pit	lap	Sect-1	Speed	Sect-2	Speed	Laptime Pit
1	45.959	104.0	29.523	102.1	1:15.482	5	42.292	104.5	29.750	102.3	1:12.042
2	42.175	106.4	28.990	103.6	1:11.165	6	41.917	107.4	29.000	102.9	1:10.917
3	42.320	106.4	29.491	101.3	1:11.811	7	45.721	105.4	29.525	102.1	1:15.246
4	43.077	104.5	29.852	102.3	1:12.929	8	43.592	104.2	29.491	104.6	1:13.083

39 David Walker (C1)						Lotus 18					
lap	Sect-1	Speed	Sect-2	Speed	Laptime Pit	lap	Sect-1	Speed	Sect-2	Speed	Laptime Pit
1	49.156	94.1	34.122	88.9	1:23.278	5	46.431	97.5	33.713	87.0	1:20.144
2	47.432	93.5	34.201	95.3	1:21.633	6	51.357	94.5	32.817	97.9	1:24.174
3	47.036	98.8	33.005	96.7	1:20.041	7	47.728	97.3	32.892	92.0	1:20.620
4	46.458	93.5	32.798	96.0	1:19.256	8					

43 Ian Simmonds (C2)						Envoy Mk1					
lap	Sect-1	Speed	Sect-2	Speed	Laptime Pit	lap	Sect-1	Speed	Sect-2	Speed	Laptime Pit
1	46.756	97.0	30.789	105.6	1:17.545	5	42.212	108.2	29.512	106.8	1:11.724
2	42.426	104.5	30.955	104.9	1:13.381	6	42.034	107.2	29.808	106.1	1:11.842
3	44.400	104.7	30.587	105.7	1:14.987	7	42.181	109.5	30.048	105.6	1:12.229
4	42.176	109.8	29.796	104.7	1:11.972	8	43.251	111.3	29.155	106.8	1:12.406

44 Tony Steele (C1)						Lotus 18					
lap	Sect-1	Speed	Sect-2	Speed	Laptime Pit	lap	Sect-1	Speed	Sect-2	Speed	Laptime Pit
1	49.287	85.5	33.622	93.3	1:22.909	5	45.330	93.6	32.978	97.9	1:18.308
2	46.639	89.0	33.152	96.4	1:19.791	6	48.350	89.5	32.872	92.9	1:21.222
3	46.530	91.4	32.873	95.9	1:19.403	7	47.844	90.3	31.558	99.8	1:19.402
4	47.672	98.8	32.074	97.9	1:19.746	8					

45 Peter Mullen (C2)						Kieft					
lap	Sect-1	Speed	Sect-2	Speed	Laptime Pit	lap	Sect-1	Speed	Sect-2	Speed	Laptime Pit
1	49.856	87.4	31.996	99.2	1:21.852	4	43.959	93.7			1:25.089
2	45.223	99.3	30.791	103.4	1:16.014	5	Pit Out	98.5	30.384	103.7	2:38.570
3	43.624	102.5	30.413	99.2	1:14.037	6	43.909	99.7	29.832	103.1	1:13.741



Session Start: 10:40:26 - Finish: 10:49:32

Weather/Track Conditions: Bright/Dry

Circuit: Silverstone National

Track Length: 2.638 Km - 1.6390 miles

Printed: 20-10-2018 - 11:02

# Silverstone Finals Historic Race Meeting - 20 - 21 Oct 2018

## HSCC/FJHRA Silverline Historic Formula Junior Rear Engine

### Qualifying for Race 6 - Sector Analysis

48 Jim Blockley (D2)						Caravelle Mk2					
lap	Sect-1	Speed	Sect-2	Speed	Laptime Pit	lap	Sect-1	Speed	Sect-2	Speed	Laptime Pit
1	42.647	104.2	29.401	109.1	1:12.048	5	39.952	114.7	27.837	110.7	1:07.789
2	41.698	111.8	28.788	108.3	1:10.486	6	40.216	116.7	27.759	110.5	1:07.975
3	40.972	112.4	28.540	110.2	1:09.512	7	40.909	108.4	28.906	110.5	1:09.815
4	41.401	113.4	28.274	110.5	1:09.675	8	42.433	116.5	28.365	111.1	1:10.798

56 Jeremy Deeley (C2)						Cooper T56					
lap	Sect-1	Speed	Sect-2	Speed	Laptime Pit	lap	Sect-1	Speed	Sect-2	Speed	Laptime Pit
1	49.137	87.6	30.694	101.2	1:19.831	5	42.641	103.9	29.360	100.6	1:12.001
2	43.842	101.7	29.227	103.6	1:13.069	6	42.573	103.9	28.468	106.2	1:11.041
3	43.896	99.3	29.681	102.1	1:13.577	7	44.266	106.0	28.163	103.1	1:12.429
4	42.790	104.7	29.132	101.2	1:11.922	8					

58 Richard Smeeton (E1)						Wainer 63					
lap	Sect-1	Speed	Sect-2	Speed	Laptime Pit	lap	Sect-1	Speed	Sect-2	Speed	Laptime Pit
1	45.103	100.0	30.042	100.3	1:15.145	5	40.090	117.9	27.430	113.4	1:07.520
2	40.597	108.8	28.969	93.7	1:09.566	6	39.048	117.1	27.760	112.6	1:06.808
3	40.244	116.9	27.958	108.9	1:08.202	7	39.792	116.3	27.998	107.8	1:07.790
4	39.476	118.1	27.591	112.6	1:07.067	8	40.991	110.0	28.333	110.3	1:09.324

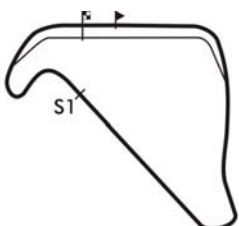
60 Roger Fowler (G1)						Lola T60					
lap	Sect-1	Speed	Sect-2	Speed	Laptime Pit	lap	Sect-1	Speed	Sect-2	Speed	Laptime Pit
1	52.716	84.6	33.978	92.6	1:26.694	5	44.925	90.2	31.627	97.3	1:16.552
2	50.401	79.6	32.049	96.4	1:22.450	6	46.572	92.6	31.200	99.3	1:17.772
3	46.343	82.6	31.429	96.7	1:17.772	7	46.043	91.2	30.259	97.9	1:16.302
4	44.743	92.1	30.597	98.5	1:15.340	8					

65 Richard Ferris (E1)						Donford FJ					
lap	Sect-1	Speed	Sect-2	Speed	Laptime Pit	lap	Sect-1	Speed	Sect-2	Speed	Laptime Pit
1	48.774	91.9	31.958	83.6	1:20.732	5	47.281	97.4	32.591	70.4	1:19.872
2	47.531	92.6	32.737	76.2	1:20.268	6	52.880	83.6	32.715	81.6	1:25.595
3	48.572	89.4	31.963	77.4	1:20.535	7	49.584	80.9	31.332	88.6	1:20.916
4	46.597	97.7	31.243	77.9	1:17.840	8					

69 Andrew Turvey (E1)						Lola Mk5A					
lap	Sect-1	Speed	Sect-2	Speed	Laptime Pit	lap	Sect-1	Speed	Sect-2	Speed	Laptime Pit
1	48.272	90.3	30.873	94.9	1:19.145	5	41.884	107.2	29.608	102.0	1:11.492
2	44.125	100.0	30.255	97.6	1:14.380	6	42.897	100.3	30.080	103.6	1:12.977
3	43.476	99.3	29.881	100.9	1:13.357	7	42.988	108.6	28.891	104.4	1:11.879
4	43.102	106.5	29.372	102.6	1:12.474	8					

76 Simon Durling (E1)						Lotus 22					
lap	Sect-1	Speed	Sect-2	Speed	Laptime Pit	lap	Sect-1	Speed	Sect-2	Speed	Laptime Pit
1	45.674	94.5	29.432	106.8	1:15.106	5	41.220	108.1	29.149	106.4	1:10.369
2	41.656	105.8	29.363	106.9	1:11.019	6	41.564	101.2	29.111	108.3	1:10.675
3	42.602	103.6	29.055	109.1	1:11.657	7	42.096	108.9	30.047	107.8	1:12.143
4	42.058	104.4	29.157	108.3	1:11.215	8					

79 Andrew Hibberd (E1)						Lotus 22					
lap	Sect-1	Speed	Sect-2	Speed	Laptime Pit	lap	Sect-1	Speed	Sect-2	Speed	Laptime Pit
1					1:08.261	5					1:07.015
2					1:06.349	6					1:05.801
3					1:05.130	7					1:05.364
4					1:05.739	8					1:09.474



Session Start: 10:40:26 - Finish: 10:49:32

Weather/Track Conditions: Bright/Dry

Circuit: Silverstone National

Track Length: 2.638 Km - 1.6390 miles

Printed: 20-10-2018 - 11:02

# Silverstone Finals Historic Race Meeting - 20 - 21 Oct 2018

## HSCC/FJHRA Silverline Historic Formula Junior Rear Engine

### Qualifying for Race 6 - Sector Analysis

80 Nick Fennell (E1)						Lotus 27					
lap	Sect-1	Speed	Sect-2	Speed	Laptime Pit	lap	Sect-1	Speed	Sect-2	Speed	Laptime Pit
1	43.674	112.0	27.829	112.6	1:11.503	5	39.048	118.8	28.999	115.6	1:08.047
2	40.097	120.1	27.007	115.0	1:07.104	6	39.041	122.5	26.777	112.0	1:05.818
3	39.001	121.1	26.837	116.4	1:05.838	7	38.662	123.1	26.529	116.8	1:05.191
4	40.775	120.9	27.062	115.2	1:07.837	8	44.546	117.7	27.217	116.2	1:11.763

85 John Chisholm (D2)						Gemini Mk3A					
lap	Sect-1	Speed	Sect-2	Speed	Laptime Pit	lap	Sect-1	Speed	Sect-2	Speed	Laptime Pit
1	45.578	108.2	28.598	108.0	1:14.176	4	42.240	110.6	29.632	102.4	1:11.872
2	43.083	110.9	28.714	101.0	1:11.797	5	40.802	113.7	27.776	109.6	1:08.578
3	41.929	110.7	28.773	109.6	1:10.702	6					

93 Rudolf Ernst (E1)						Lotus 22					
lap	Sect-1	Speed	Sect-2	Speed	Laptime Pit	lap	Sect-1	Speed	Sect-2	Speed	Laptime Pit
1					1:10.379	5					1:07.938
2					1:08.718	6					1:09.622
3					1:08.880	7					1:10.703
4					1:08.117	8					

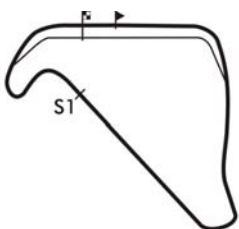
97 Hans Ciers (D2)						Lotus 20					
lap	Sect-1	Speed	Sect-2	Speed	Laptime Pit	lap	Sect-1	Speed	Sect-2	Speed	Laptime Pit
1	50.902	81.0	34.087	89.2	1:24.989	5	45.050	101.7	30.934	93.8	1:15.984
2	47.006	99.9	32.139	90.0	1:19.145	6	47.374	96.4	33.223	90.8	1:20.597
3	46.444	91.1	31.632	95.0	1:18.076	7	46.104	93.7	31.420	92.1	1:17.524
4	44.804	102.3	31.103	94.5	1:15.907	8					

98 Nick Finburgh (E1)						Lotus 22					
lap	Sect-1	Speed	Sect-2	Speed	Laptime Pit	lap	Sect-1	Speed	Sect-2	Speed	Laptime Pit
1	47.700	91.1	29.980	102.6	1:17.680	5	42.360	105.4	28.733	102.9	1:11.093
2	42.562	105.0	29.682	99.9	1:12.244	6	42.565	105.4	28.927	101.8	1:11.492
3	42.446	106.7	29.457	102.0	1:11.903	7	42.716	105.5	28.881	102.3	1:11.597
4	43.364	104.7	29.296	102.3	1:12.660	8					

122 Adrian Russell (E1)						Lotus 22					
lap	Sect-1	Speed	Sect-2	Speed	Laptime Pit	lap	Sect-1	Speed	Sect-2	Speed	Laptime Pit
1	41.424	113.7	27.664	111.1	1:09.088	5	39.222	118.8	27.638	109.8	1:06.860
2	40.014	115.5	27.160	110.9	1:07.174	6	39.355	114.1	26.799	111.5	1:06.154
3	39.377	114.9	27.143	112.2	1:06.520	7	39.175	116.3	27.604	110.9	1:06.779
4	39.272	118.4	27.371	110.9	1:06.643	8	39.317	116.1	27.157	111.5	1:06.474

147 Clinton McCarthy (C1)						Lotus 18					
lap	Sect-1	Speed	Sect-2	Speed	Laptime Pit	lap	Sect-1	Speed	Sect-2	Speed	Laptime Pit
1	46.599	89.2	30.563	104.7	1:17.162	5	42.592	102.0	29.361	105.1	1:11.953
2	42.437	103.1	30.392	104.7	1:12.829	6	42.489	108.8	29.013	105.4	1:11.502
3	44.244	101.5	29.839	104.4	1:14.083	7	42.773	111.3	29.859	103.6	1:12.632
4	43.393	106.9	29.670	105.9	1:13.063	8	43.024	107.5	29.227	105.2	1:12.251

166 George McDonald (E1)						Brabham BT6					
lap	Sect-1	Speed	Sect-2	Speed	Laptime Pit	lap	Sect-1	Speed	Sect-2	Speed	Laptime Pit
1	42.395	111.1	28.677	110.2	1:11.072	5	39.127	117.5	27.321	111.8	1:06.448
2	41.042	101.7	28.567	111.1	1:09.609	6	39.505	116.5	27.084	112.4	1:06.589
3	40.605	114.3	28.100	113.0	1:08.705	7	43.001	113.9	28.181	111.7	1:11.182
4	40.053	115.7	27.415	111.3	1:07.468	8	41.405	116.9	27.193	110.5	1:08.598



Session Start: 10:40:26 - Finish: 10:49:32

Weather/Track Conditions: Bright/Dry

Circuit: Silverstone National

Track Length: 2.638 Km - 1.6390 miles

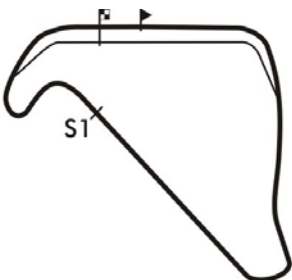
Printed: 20-10-2018 - 11:02

# Silverstone Finals Historic Race Meeting - 20 - 21 Oct 2018

## HSCC/FJHRA Silverline Historic Formula Junior Rear Engine

### Qualifying for Race 6 - Best Sector Times

	SECTOR 1			SECTOR 2			IDEAL / BEST LAP COMPARISON					
	NO	TIME	LAP	NO	TIME	LAP	NO	NAME	BEST	IN	IDEAL	DIFF
1	80	38.662	7	80	26.529	7	79	Andrew Hibberd	1:05.130	3		+
2	58	39.048	6	122	26.799	6	80	Nick Fennell	1:05.191	7	1:05.191	+0.000
3	166	39.127	5	166	27.084	6	122	Adrian Russell	1:06.154	6	1:05.974	+0.180
4	122	39.175	7	1	27.142	7	166	George McDonald	1:06.448	5	1:06.211	+0.237
5	1	39.190	4	58	27.430	5	1	Peter de la Roche	1:06.634	4	1:06.332	+0.302
6	48	39.952	5	48	27.759	6	58	Richard Smeeton	1:06.808	6	1:06.478	+0.330
7	85	40.802	5	85	27.776	5	48	Jim Blockley	1:07.789	5	1:07.711	+0.078
8	14	41.165	6	56	28.163	7	93	Rudolf Ernst	1:07.938	5		+
9	76	41.220	5	14	28.236	8	85	John Chisholm	1:08.578	5	1:08.578	+0.000
10	69	41.884	5	98	28.733	5	76	Simon Durling	1:10.369	5	1:10.275	+0.094
11	37	41.917	6	69	28.891	7	14	Crispian Besley	1:10.403	5	1:09.401	+1.002
12	43	42.034	6	37	28.990	2	37	Andrew Taylor	1:10.917	6	1:10.907	+0.010
13	98	42.360	5	147	29.013	6	56	Jeremy Deeley	1:11.041	6	1:10.736	+0.305
14	147	42.437	2	76	29.055	3	98	Nick Finburgh	1:11.093	5	1:11.093	+0.000
15	56	42.573	6	43	29.155	8	69	Andrew Turvey	1:11.492	5	1:10.775	+0.717
16	45	43.624	3	45	29.832	6	147	Clinton McCarthy	1:11.502	6	1:11.450	+0.052
17	60	44.743	4	60	30.259	7	43	Ian Simmonds	1:11.724	5	1:11.189	+0.535
18	97	44.804	4	97	30.934	5	45	Peter Mullen	1:13.741	6	1:13.456	+0.285
19	44	45.330	5	65	31.243	4	60	Roger Fowler	1:15.340	4	1:15.002	+0.338
20	35	45.996	2	35	31.374	1	97	Hans Ciers	1:15.907	4	1:15.738	+0.169
21	39	46.431	5	34	31.521	6	65	Richard Ferris	1:17.840	4	1:17.840	+0.000
22	65	46.597	4	44	31.558	7	35	Tim Bishop	1:18.173	2	1:17.370	+0.803
23	34	46.779	4	39	32.798	4	44	Tony Steele	1:18.308	5	1:16.888	+1.420
24	79			79			34	Jeremy Bouckley	1:18.339	4	1:18.300	+0.039
25	93			93			39	David Walker	1:19.256	4	1:19.229	+0.027



Session Start: 10:40:26 - Finish: 10:49:32

Weather/Track Conditions: Bright/Dry

Circuit: Silverstone National

Track Length: 2.638 Km - 1.6390 miles

Printed: 20-10-2018 - 11:02

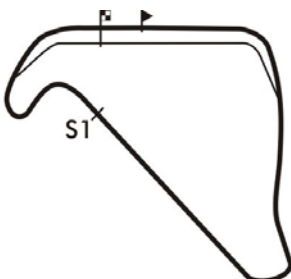


# Silverstone Finals Historic Race Meeting - 20 - 21 Oct 2018

## HSCC/FJHRA Silverline Historic Formula Junior Rear Engine

### Qualifying for Race 6 - Best Sector Speeds

	NO	SECTOR 1	MPH	NO	SECTOR 2	MPH
1	80	Nick Fennell	123.1	80	Nick Fennell	116.8
2	122	Adrian Russell	118.8	58	Richard Smeeton	113.4
3	58	Richard Smeeton	118.1	166	George McDonald	113.0
4	166	George McDonald	117.5	1	Peter de la Roche	112.2
5	1	Peter de la Roche	117.1	122	Adrian Russell	112.2
6	48	Jim Blockley	116.7	48	Jim Blockley	111.1
7	85	John Chisholm	113.7	85	John Chisholm	109.6
8	43	Ian Simmonds	111.3	76	Simon Durling	109.1
9	147	Clinton McCarthy	111.3	43	Ian Simmonds	106.8
10	76	Simon Durling	108.9	56	Jeremy Deeley	106.2
11	69	Andrew Turvey	108.6	147	Clinton McCarthy	105.9
12	14	Crispian Besley	107.9	37	Andrew Taylor	104.6
13	37	Andrew Taylor	107.4	69	Andrew Turvey	104.4
14	98	Nick Finburgh	106.7	14	Crispian Besley	104.1
15	56	Jeremy Deeley	106.0	45	Peter Mullen	103.7
16	45	Peter Mullen	102.5	98	Nick Finburgh	102.9
17	97	Hans Ciers	102.3	44	Tony Steele	99.8
18	39	David Walker	98.8	60	Roger Fowler	99.3
19	44	Tony Steele	98.8	39	David Walker	97.9
20	35	Tim Bishop	98.7	34	Jeremy Bouckley	96.3
21	65	Richard Ferris	97.7	97	Hans Ciers	95.0
22	34	Jeremy Bouckley	96.8	35	Tim Bishop	93.6
23	60	Roger Fowler	92.6	65	Richard Ferris	92.9
24	79	Andrew Hibberd	0.0	79	Andrew Hibberd	0.0
25	93	Rudolf Ernst	0.0	93	Rudolf Ernst	0.0



**Session Start: 10:40:26 - Finish: 10:49:32**

**Weather/Track Conditions: Bright/Dry**

**Circuit: Silverstone National**

**Track Length: 2.638 Km - 1.6390 miles**

**Printed: 20-10-2018 - 11:03**



# Silverstone Finals Historic Race Meeting - 20 - 21 Oct 2018

## HSCC/FJHRA Silverline Historic Formula Junior Rear Engine

### Race 6 - Starting Grid - AMENDED

Sheet No:

*Start Time : 15:35 - Heat Duration : 15 Minutes*

12		24 <b>39</b> David Walker		23 <b>34</b> Jeremy Bouckley
11		22 <b>44</b> Tony Steele		21 <b>65</b> Richard Ferris
10		20 <b>97</b> Hans Ciers		19 <b>60</b> Roger Fowler
9		18 <b>45</b> Peter Mullen		17 <b>43</b> Ian Simmonds
8		16 <b>147</b> Clinton McCarthy		15 <b>69</b> Andrew Turvey
7		14 <b>98</b> Nick Finburgh		13 <b>56</b> Jeremy Deeley
6		12 <b>37</b> Andrew Taylor		11 <b>14</b> Crispian Besley
5		10 <b>76</b> Simon Durling		9 <b>85</b> John Chisholm
4		8 <b>93</b> Rudolf Ernst		7 <b>48</b> Jim Blockley
3		6 <b>58</b> Richard Smeeton		5 <b>1</b> Peter de la Roche
2		4 <b>166</b> George McDonald		3 <b>122</b> Adrian Russell
1		2 <b>80</b> Nick Fennell		1 <b>79</b> Andrew Hibberd
ROW		Pole Left		

Car 35 withdrawn.

*Circuit: Silverstone National  
Track Length: 2.638 Km - 1.6390 miles*

These results are provisional until the conclusion of any judicial and technical matters.

Clerk of the Course:

Timekeeper:

Issued at:

Ian Danaher

Nick Fielding



Printed : 20-10-2018 - 12:38

Results: [www.mstworld.com](http://www.mstworld.com). Live Timing: <https://livetiming.getraceresults.com/mst>. Email: [timing@mstworld.com](mailto:timing@mstworld.com)

# Silverstone Finals Historic Race Meeting - 20 - 21 Oct 2018

## HSCC/FJHRA Silverline Historic Formula Junior Rear Engine

### Race 6 - Classification

Sheet No:

POS	NO	DRIVER/S	CLASS	CLASS POS	CAR MAKE / MODEL	TIME	LAPS	GAP	DIFF	MPH	BEST	ON
1	1	Peter de la Roche	D2	1	Lola Mk3	15:40.185	14	-- 14 laps		87.86	1:05.953	5
2	122	Adrian Russell	E1	1	Lotus 22	15:41.278	14	1.093	1.093	87.76	1:06.236	4
3	166	George McDonald	E1	2	Brabham BT6	15:43.555	14	3.370	2.277	87.54	1:05.822	4
4	79	Andrew Hibberd	E1	3	Lotus 22	15:59.947	14	19.762	16.392	86.05	1:04.764	5
5	80	Nick Fennell	E1	4	Lotus 27	16:01.898	14	21.713	1.951	85.87	1:04.414	4
6	48	Jim Blockley	D2	2	Caravelle Mk2	16:08.520	14	28.335	6.622	85.29	1:07.732	6
7	93	Rudolf Ernst	E1	5	Lotus 22	16:10.787	14	30.602	2.267	85.09	1:07.721	5
8	58	Richard Smeeton	E1	6	Wainer 63	16:26.516	14	46.331	15.729	83.73	1:06.381	5
9	98	Nick Finburgh	E1	7	Lotus 22	16:39.090	14	58.905	12.574	82.68	1:09.660	6
10	69	Andrew Turvey	E1	8	Lola Mk5A	16:45.082	14	1:04.897	5.992	82.18	1:09.922	6
11	45	Peter Mullen	C2	1	Kieft	16:50.766	14	1:10.581	5.684	81.72	1:10.296	6
12	56	Jeremy Deeley	C2	2	Cooper T56	16:51.499	14	1:11.314	0.733	81.66	1:10.975	11
13	43	Ian Simmonds	C2	3	Envoy Mk1	15:43.736	13	-- 13 laps	3.873	81.28	1:10.772	3
14	147	Clinton McCarthy	C1	1	Lotus 18	15:45.028	13	1.292	1.292	81.16	1:10.932	6
15	37	Andrew Taylor	C2	4	Cooper T56	15:48.898	13	5.162	3.870	80.83	1:10.719	6
16	76	Simon Durling	E1	9	Lotus 22	15:52.032	13	8.296	3.134	80.57	1:09.618	6
17	65	Richard Ferris	E1	10	Donford FJ	16:25.418	13	41.682	33.386	77.84	1:13.991	9
18	60	Roger Fowler	G1	1	Lola T60	16:29.803	13	46.067	4.385	77.49	1:13.212	6
19	97	Hans Ciers	D2	3	Lotus 20	16:30.634	13	46.898	0.831	77.43	1:13.701	9
20	39	David Walker	C1	2	Lotus 18	15:58.723	12	-- 12 laps	45.509	73.85	1:16.174	7
21	44	Tony Steele	C1	3	Lotus 18	15:43.603	11	-- 11 laps	1:05.958	68.78	1:19.447	4

#### ----- FASTEST LAP SUMMARY -----

NO	DRIVER/S	CLASS	CAR MAKE / MODEL	FASTEST LAP	ON	MPH
80	Nick Fennell	E1	Lotus 27	1:04.414	4	91.60
1	Peter de la Roche	D2	Lola Mk3	1:05.953	5	89.46
45	Peter Mullen	C2	Kieft	1:10.296	6	83.94
147	Clinton McCarthy	C1	Lotus 18	1:10.932	6	83.18
60	Roger Fowler	G1	Lola T60	1:13.212	6	80.59

Cars 14, 34 & 85 - non starters.

Session Start: 15:28:30 - Finish: 15:44:10

Weather/Track Conditions: Bright/Dry

Circuit: Silverstone National

Track Length: 2.638 Km - 1.6390 miles

These results are provisional until the conclusion of any judicial and technical matters.

Clerk of the Course:  <div style="text-align: right;">Ian Danaher</div>	Timekeeper:  <div style="text-align: right;">Nick Palmer</div>	Issued at:
---	--	------------



Printed: 20-10-2018 - 15:47

Results: [www.mstworld.com](http://www.mstworld.com). Live Timing: <https://livetiming.getraceresults.com/mst>. Email: [timing@mstworld.com](mailto:timing@mstworld.com)

# Silverstone Finals Historic Race Meeting - 20 - 21 Oct 2018

## HSCC/FJHRA Silverline Historic Formula Junior Rear Engine

### Race 6 - Sector Analysis

1 Peter de la Roche (D2)						Lola Mk3					
lap	Sect-1	Speed	Sect-2	Speed	Laptime Pit	lap	Sect-1	Speed	Sect-2	Speed	Laptime Pit
1		116.9	27.198	112.2	1:10.639	8	39.466	117.1	28.230	111.3	1:07.696
2	39.138	116.3	27.303	112.2	1:06.441	9	38.829	117.9	27.835	113.0	1:06.664
3	39.241	116.7	27.258	112.0	1:06.499	10	39.613	117.1	27.844	112.4	1:07.457
4	38.913	117.5	27.109	112.2	1:06.022	11	39.278	117.1	27.541	112.4	1:06.819
5	38.773	116.5	27.180	113.0	1:05.953	12	39.104	117.1	27.417	110.9	1:06.521
6	39.118	118.4	27.343	113.0	1:06.461	13	40.615	117.1	27.921	109.8	1:08.536
7	39.036	116.3	27.669	112.0	1:06.705	14	39.857	117.7	27.915	112.2	1:07.772

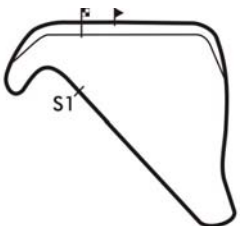
37 Andrew Taylor (C2)						Cooper T56					
lap	Sect-1	Speed	Sect-2	Speed	Laptime Pit	lap	Sect-1	Speed	Sect-2	Speed	Laptime Pit
1		105.5	29.398	103.2	1:16.704	8	42.588	105.4	30.371	101.2	1:12.959
2	42.440	102.3	29.497	103.1	1:11.937	9	43.012	107.5	30.489	103.4	1:13.501
3	42.186	105.4	29.523	104.2	1:11.709	10	43.579	106.9	29.534	102.3	1:13.113
4	42.692	104.7	29.392	104.2	1:12.084	11	43.240	106.5	29.992	102.0	1:13.232
5	41.872	105.8	29.991	105.1	1:11.863	12	44.078	103.2	30.417	101.8	1:14.495
6	41.898	108.6	28.821	104.4	1:10.719	13	44.818	104.7	30.828	97.0	1:15.646
7	41.851	107.9	29.085	102.8	1:10.936	14					

39 David Walker (C1)						Lotus 18					
lap	Sect-1	Speed	Sect-2	Speed	Laptime Pit	lap	Sect-1	Speed	Sect-2	Speed	Laptime Pit
1		101.5	32.480	96.6	1:27.859	7	44.927	102.8	31.247	98.5	1:16.174
2	45.517	94.5	31.853	96.1	1:17.370	8	46.841	100.6	32.576	97.7	1:19.417
3	45.476	98.3	31.614	98.3	1:17.090	9	47.429	88.7	35.500	87.0	1:22.929
4	45.351	97.3	31.644	98.2	1:16.995	10	48.139	88.3	32.863	95.6	1:21.002
5	45.320	99.3	31.812	96.9	1:17.132	11	47.349	89.6	36.288	88.6	1:23.637
6	45.481	90.8	32.559	97.4	1:18.040	12	48.906	92.8	32.172	96.9	1:21.078

43 Ian Simmonds (C2)						Envoy Mk1					
lap	Sect-1	Speed	Sect-2	Speed	Laptime Pit	lap	Sect-1	Speed	Sect-2	Speed	Laptime Pit
1		106.0	30.118	105.6	1:19.076	8	42.300	108.6	30.388	105.9	1:12.688
2	42.906	109.8	29.327	106.9	1:12.233	9	42.589	110.4	30.094	104.6	1:12.683
3	41.465	107.9	29.307	106.2	1:10.772	10	42.149	109.7	30.721	101.5	1:12.870
4	41.885	108.1	29.544	106.2	1:11.429	11	43.008	110.9	30.167	102.3	1:13.175
5	41.705	110.4	29.253	106.8	1:10.958	12	42.818	109.1	30.390	103.1	1:13.208
6	42.056	111.8	28.769	107.8	1:10.825	13	42.451	112.0	30.024	101.3	1:12.475
7	41.686	112.2	29.658	106.1	1:11.344	14					

44 Tony Steele (C1)						Lotus 18					
lap	Sect-1	Speed	Sect-2	Speed	Laptime Pit	lap	Sect-1	Speed	Sect-2	Speed	Laptime Pit
1		98.8	1:18.193	91.3	2:11.204	7	48.139	88.5	33.437	96.4	1:21.576
2	49.865	83.3	34.641	94.9	1:24.506	8	48.804	95.7	33.212	96.9	1:22.016
3	46.932	84.7	34.149	97.3	1:21.081	9	46.406	93.1	33.110	97.3	1:19.516
4	46.153	94.8	33.294	95.6	1:19.447	10	46.417	90.7	33.187	96.0	1:19.604
5	45.932	92.1	33.794	96.7	1:19.726	11	47.695	87.6	34.472	95.3	1:22.167
6	47.635	84.6	35.125	93.2	1:22.760	12					

45 Peter Mullen (C2)						Kieft					
lap	Sect-1	Speed	Sect-2	Speed	Laptime Pit	lap	Sect-1	Speed	Sect-2	Speed	Laptime Pit
1		104.7	29.702	105.2	1:19.713	8	41.674	107.4	31.690	102.9	1:13.364
2	42.844	99.0	30.019	105.6	1:12.863	9	42.195	108.4	29.189	105.4	1:11.384
3	42.666	108.1	29.165	104.1	1:11.831	10	42.274	109.1	29.888	102.1	1:12.162
4	42.186	109.7	29.133	103.9	1:11.319	11	41.946	106.9	29.198	104.6	1:11.144
5	41.979	107.4	28.967	105.6	1:10.946	12	42.195	107.7	29.240	100.3	1:11.435
6	41.615	110.7	28.681	104.6	1:10.296	13	42.098	109.8	29.254	100.9	1:11.352
7	42.066	108.8	29.060	105.4	1:11.126	14	42.536	108.6	29.295	101.3	1:11.831



Session Start: 15:28:30 - Finish: 15:44:10

Weather/Track Conditions: Bright/Dry

Circuit: Silverstone National

Track Length: 2.638 Km - 1.6390 miles

Printed: 20-10-2018 - 15:48

# Silverstone Finals Historic Race Meeting - 20 - 21 Oct 2018

## HSCC/FJHRA Silverline Historic Formula Junior Rear Engine

### Race 6 - Sector Analysis

48 Jim Blockley (D2)						Caravelle Mk2					
lap	Sect-1	Speed	Sect-2	Speed	Laptime Pit	lap	Sect-1	Speed	Sect-2	Speed	Laptime Pit
1		112.8	28.373	110.5	1:12.142	8	40.291	114.3	28.166	110.2	1:08.457
2	41.137	113.2	27.962	110.2	1:09.099	9	41.268	113.6	28.237	110.3	1:09.505
3	40.520	114.3	28.014	109.2	1:08.534	10	40.547	114.3	28.657	108.9	1:09.204
4	40.344	114.5	27.924	110.0	1:08.268	11	41.332	113.6	28.493	110.3	1:09.825
5	40.225	113.7	27.951	110.2	1:08.176	12	41.207	115.1	28.829	106.2	1:10.036
6	40.188	113.9	27.544	110.5	1:07.732	13	40.552	114.1	28.234	108.0	1:08.786
7	40.452	112.0	28.721	108.0	1:09.173	14	41.257	112.2	28.326	102.4	1:09.583

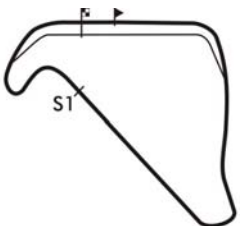
56 Jeremy Deeley (C2)						Cooper T56					
lap	Sect-1	Speed	Sect-2	Speed	Laptime Pit	lap	Sect-1	Speed	Sect-2	Speed	Laptime Pit
1		105.0	29.817	105.2	1:18.159	8	42.165	104.7	29.696	102.9	1:11.861
2	42.299	104.0	29.423	104.4	1:11.722	9	42.085	106.4	29.212	104.1	1:11.297
3	42.314	105.4	29.220	104.6	1:11.534	10	42.833	105.7	29.610	103.4	1:12.443
4	42.390	105.7	28.926	99.8	1:11.316	11	42.219	105.2	28.756	103.6	1:10.975
5	42.059	104.9	29.148	98.5	1:11.207	12	43.188	103.9	29.502	101.2	1:12.690
6	42.519	106.2	30.029	100.3	1:12.548	13	42.479	105.2	28.958	104.9	1:11.437
7	43.229	106.0	29.445	103.6	1:12.674	14	42.676	106.2	28.960	104.9	1:11.636

58 Richard Smeeton (E1)						Wainer 63					
lap	Sect-1	Speed	Sect-2	Speed	Laptime Pit	lap	Sect-1	Speed	Sect-2	Speed	Laptime Pit
1		114.7	27.563	113.6	1:12.498	8	39.044	117.1	27.667	113.0	1:06.711
2	40.011	117.1	27.327	113.8	1:07.338	9	40.818	116.9	28.997	107.6	1:09.815
3	38.968	118.1	27.499	112.6	1:06.467	10	39.616	113.2	29.435	103.7	1:09.051
4	39.073	117.5	27.389	113.8	1:06.462	11	39.493	117.1	27.997	112.8	1:07.490
5	39.055	116.9	27.326	113.4	1:06.381	12	39.086	117.1	53.157	101.0	1:32.243
6	43.086	114.9	27.512	112.4	1:10.598	13	41.671	116.3	29.809	97.0	1:11.480
7	39.347	116.9	27.790	113.0	1:07.137	14	44.208	115.9	28.637	106.4	1:12.845

60 Roger Fowler (G1)						Lola T60					
lap	Sect-1	Speed	Sect-2	Speed	Laptime Pit	lap	Sect-1	Speed	Sect-2	Speed	Laptime Pit
1		94.1	30.549	98.5	1:22.832	8	44.761	94.0	30.770	92.0	1:15.531
2	44.070	91.8	31.162	97.6	1:15.232	9	45.828	94.3	30.616	94.0	1:16.444
3	44.380	97.3	30.825	96.6	1:15.205	10	45.204	100.8	30.460	96.7	1:15.664
4	43.863	100.9	29.921	98.7	1:13.784	11	46.373	91.8	31.618	97.1	1:17.991
5	43.910	102.1	29.560	99.6	1:13.470	12	44.922	94.4	32.504	94.6	1:17.426
6	43.125	102.9	30.087	99.9	1:13.212	13	45.474	102.6	30.857	98.3	1:16.331
7	44.230	101.5	32.451	96.1	1:16.681	14					

65 Richard Ferris (E1)						Donford FJ					
lap	Sect-1	Speed	Sect-2	Speed	Laptime Pit	lap	Sect-1	Speed	Sect-2	Speed	Laptime Pit
1		99.6	29.779	97.7	1:23.654	8	44.436	98.1	30.354	97.4	1:14.790
2	44.471	91.2	31.886	88.2	1:16.357	9	43.894	99.6	30.097	90.2	1:13.991
3	45.894	93.1	30.813	89.4	1:16.707	10	44.256	100.0	29.776	98.0	1:14.032
4	46.689	88.2	29.780	96.1	1:16.469	11	43.800	97.1	30.598	99.5	1:14.398
5	43.668	98.8	30.519	89.5	1:14.187	12	44.523	99.4	29.827	95.7	1:14.350
6	44.320	98.4	32.236	81.2	1:16.556	13	44.682	97.4	29.666	95.6	1:14.348
7	45.580	100.0	29.999	92.5	1:15.579	14					

69 Andrew Turvey (E1)						Lola Mk5A					
lap	Sect-1	Speed	Sect-2	Speed	Laptime Pit	lap	Sect-1	Speed	Sect-2	Speed	Laptime Pit
1		110.4	28.970	107.1	1:17.665	8	42.123	108.8	29.517	101.8	1:11.640
2	41.998	109.8	29.129	107.8	1:11.127	9	41.706	110.4	29.064	104.7	1:10.770
3	41.912	107.5	28.737	106.9	1:10.649	10	43.113	103.6	29.272	101.6	1:12.385
4	42.592	106.0	29.790	108.3	1:12.382	11	41.727	106.4	28.932	103.7	1:10.659
5	41.432	108.4	28.704	108.3	1:10.136	12	42.051	110.6	29.002	104.7	1:11.053
6	41.226	110.7	28.696	106.9	1:09.922	13	42.573	109.3	29.506	105.7	1:12.079
7	41.711	106.7	31.677	99.3	1:13.388	14	42.112	107.2	29.115	105.7	1:11.227



Session Start: 15:28:30 - Finish: 15:44:10

Weather/Track Conditions: Bright/Dry

Circuit: Silverstone National

Track Length: 2.638 Km - 1.6390 miles

Printed: 20-10-2018 - 15:48

# Silverstone Finals Historic Race Meeting - 20 - 21 Oct 2018

## HSCC/FJHRA Silverline Historic Formula Junior Rear Engine

### Race 6 - Sector Analysis

76 Simon Durling (E1)						Lotus 22					
lap	Sect-1	Speed	Sect-2	Speed	Laptime Pit	lap	Sect-1	Speed	Sect-2	Speed	Laptime Pit
1		106.4	29.588	105.2	1:17.109	8	42.296	110.4	30.547	104.9	1:12.843
2	42.491	101.7	30.137	107.5	1:12.628	9	41.923	101.1	30.950	105.6	1:12.873
3	41.610	104.2	29.393	102.1	1:11.003	10	42.903	105.0	30.859	100.7	1:13.762
4	41.901	108.8	29.004	107.5	1:10.905	11	42.417	110.7	29.343	105.6	1:11.760
5	41.205	107.2	28.846	108.0	1:10.051	12	41.701	110.4	29.032	106.2	1:10.733
6	41.116	109.7	28.502	108.2	1:09.618	13	42.049	109.8	29.052	108.2	1:11.101
7	41.160	110.9	46.486	98.3	1:27.646	14					

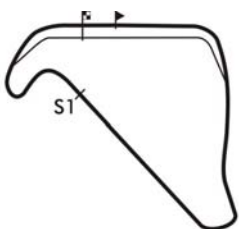
79 Andrew Hibberd (E1)						Lotus 22					
lap	Sect-1	Speed	Sect-2	Speed	Laptime Pit	lap	Sect-1	Speed	Sect-2	Speed	Laptime Pit
1		117.5	26.717	113.0	1:08.244	8	38.661	119.6	27.326	113.4	1:05.987
2	39.113	117.5	26.798	113.6	1:05.911	9	38.065	121.1	27.353	115.2	1:05.418
3	38.997	117.7	26.566	113.4	1:05.563	10	39.230	119.4	27.201	116.6	1:06.431
4	38.492	118.1	26.908	115.2	1:05.400	11	39.675	118.6	27.263	114.2	1:06.938
5	38.214	122.2	26.550	116.6	1:04.764	12	39.564	118.1	27.556	111.3	1:07.120
6	38.214	119.8	26.634	114.6	1:04.848	13	39.859	117.7	27.547	112.2	1:07.406
7	38.093	121.4	1:01.734	110.9	1:39.827	14	39.063	118.4	27.027	114.0	1:06.090

80 Nick Fennell (E1)						Lotus 27					
lap	Sect-1	Speed	Sect-2	Speed	Laptime Pit	lap	Sect-1	Speed	Sect-2	Speed	Laptime Pit
1		119.6	26.609	116.8	1:08.712	8	38.620	119.8	27.371	115.4	1:05.991
2	38.806	117.7	26.851	116.8	1:05.657	9	38.504	120.7	27.109	116.4	1:05.613
3	39.300	121.4	26.622	116.0	1:05.922	10	39.573	120.9	27.132	116.4	1:06.705
4	38.103	123.6	26.311	116.0	1:04.414	11	40.018	122.9	27.992	112.2	1:08.010
5	38.507	119.8	26.486	116.2	1:04.993	12	40.021	120.9	27.326	111.1	1:07.347
6	37.963	120.3	26.688	116.0	1:04.651	13	41.101	119.8	27.028	114.2	1:08.129
7	38.265	121.1	1:01.299	112.6	1:39.564	14	38.843	121.1	27.347	109.8	1:06.190

93 Rudolf Ernst (E1)						Lotus 22					
lap	Sect-1	Speed	Sect-2	Speed	Laptime Pit	lap	Sect-1	Speed	Sect-2	Speed	Laptime Pit
1		113.4	28.100	108.9	1:13.606	8	40.083	117.9	28.802	106.6	1:08.885
2	40.273	110.4	28.427	110.3	1:08.700	9	41.301	114.3	28.320	107.5	1:09.621
3	40.228	112.6	28.021	109.8	1:08.249	10	40.482	114.1	28.576	108.3	1:09.058
4	40.435	115.5	27.907	108.2	1:08.342	11	41.471	106.2	28.664	108.7	1:10.135
5	40.128	115.1	27.593	109.8	1:07.721	12	40.782	114.9	28.432	107.3	1:09.214
6	40.254	113.2	27.633	108.5	1:07.887	13	40.646	116.1	28.799	106.1	1:09.445
7	40.211	114.7	28.885	107.8	1:09.096	14	41.471	113.4	29.357	102.6	1:10.828

97 Hans Ciers (D2)						Lotus 20					
lap	Sect-1	Speed	Sect-2	Speed	Laptime Pit	lap	Sect-1	Speed	Sect-2	Speed	Laptime Pit
1		99.3	31.046	97.3	1:22.229	8	45.655	102.9	30.247	98.6	1:15.902
2	45.285	95.6	32.891	90.0	1:18.176	9	43.416	97.3	30.285	97.3	1:13.701
3	44.519	100.9	31.103	93.8	1:15.622	10	44.775	104.0	30.071	100.4	1:14.846
4	44.519	99.9	30.715	98.0	1:15.234	11	43.297	98.8	30.853	97.6	1:14.150
5	43.652	106.2	30.200	98.9	1:13.852	12	43.360	104.7	31.856	94.4	1:15.216
6	43.545	101.1	30.930	94.1	1:14.475	13	46.064	102.6	31.356	96.1	1:17.420
7	44.709	89.7	35.102	91.7	1:19.811	14					

98 Nick Finburgh (E1)						Lotus 22					
lap	Sect-1	Speed	Sect-2	Speed	Laptime Pit	lap	Sect-1	Speed	Sect-2	Speed	Laptime Pit
1		108.6	29.827	104.7	1:18.393	8	42.005	106.0	28.967	102.6	1:10.972
2	42.501	107.4	29.225	103.7	1:11.726	9	41.657	105.7	28.816	102.4	1:10.473
3	42.664	105.5	29.172	104.4	1:11.836	10	41.876	105.8	28.526	103.4	1:10.402
4	42.234	107.7	29.119	101.2	1:11.353	11	41.725	104.9	28.754	101.6	1:10.479
5	41.505	107.4	28.959	103.7	1:10.464	12	41.423	104.9	28.893	103.2	1:10.316
6	41.329	105.2	28.331	104.2	1:09.660	13	41.755	103.2	28.391	101.3	1:10.146
7	41.314	105.8	31.079	100.1	1:12.393	14	41.738	105.0	28.739	104.2	1:10.477



Session Start: 15:28:30 - Finish: 15:44:10

Weather/Track Conditions: Bright/Dry

Circuit: Silverstone National

Track Length: 2.638 Km - 1.6390 miles

Printed: 20-10-2018 - 15:48

# Silverstone Finals Historic Race Meeting - 20 - 21 Oct 2018

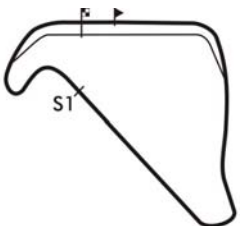
## HSCC/FJHRA Silverline Historic Formula Junior Rear Engine

### Race 6 - Sector Analysis

122 Adrian Russell (E1)						Lotus 22					
lap	Sect-1	Speed	Sect-2	Speed	Laptime Pit	lap	Sect-1	Speed	Sect-2	Speed	Laptime Pit
1		116.7	27.143	112.8	1:09.927	8	39.549	114.7	28.016	111.1	1:07.565
2	39.138	115.7	27.103	111.8	1:06.241	9	39.466	116.3	27.784	109.6	1:07.250
3	39.154	115.7	27.158	111.8	1:06.312	10	39.750	115.5	27.810	110.5	1:07.560
4	39.208	115.7	27.028	111.1	1:06.236	11	40.004	115.7	27.812	111.1	1:07.816
5	39.290	113.2	27.253	110.7	1:06.543	12	39.315	114.9	27.318	110.9	1:06.633
6	39.332	114.7	27.151	111.1	1:06.483	13	39.739	116.5	27.962	110.7	1:07.701
7	39.077	114.9	27.309	110.7	1:06.386	14	40.349	115.9	28.276	111.7	1:08.625

147 Clinton McCarthy (C1)						Lotus 18					
lap	Sect-1	Speed	Sect-2	Speed	Laptime Pit	lap	Sect-1	Speed	Sect-2	Speed	Laptime Pit
1		102.3	30.477	104.9	1:19.027	8	42.812	104.9	29.456	104.9	1:12.268
2	43.283	102.0	29.526	106.2	1:12.809	9	42.945	108.4	29.418	106.2	1:12.363
3	41.952	110.7	29.085	105.2	1:11.037	10	42.515	103.2	29.671	106.1	1:12.186
4	42.116	108.2	29.753	106.1	1:11.869	11	42.966	99.3	29.944	100.4	1:12.910
5	42.001	107.5	29.052	105.4	1:11.053	12	43.754	110.7	29.406	105.6	1:13.160
6	42.055	107.9	28.877	106.8	1:10.932	13	43.155	102.1	29.603	105.1	1:12.758
7	42.816	108.4	29.840	102.6	1:12.656	14					

166 George McDonald (E1)						Brabham BT6					
lap	Sect-1	Speed	Sect-2	Speed	Laptime Pit	lap	Sect-1	Speed	Sect-2	Speed	Laptime Pit
1		117.7	27.376	112.2	1:11.051	8	39.116	112.6	29.086	109.8	1:08.202
2	39.530	114.3	27.360	112.0	1:06.890	9	39.632	116.3	27.999	110.9	1:07.631
3	39.276	116.3	26.894	112.2	1:06.170	10	39.194	116.5	27.726	111.7	1:06.920
4	38.949	117.7	26.873	112.6	1:05.822	11	39.030	118.4	27.791	113.0	1:06.821
5	38.972	116.9	27.208	112.2	1:06.180	12	39.442	116.7	27.824	110.3	1:07.266
6	39.138	117.3	27.003	113.2	1:06.141	13	40.685	115.9	27.832	111.8	1:08.517
7	39.141	117.1	27.777	111.8	1:06.918	14	40.696	115.3	28.330	104.1	1:09.026



Session Start: 15:28:30 - Finish: 15:44:10

Weather/Track Conditions: Bright/Dry

Circuit: Silverstone National

Track Length: 2.638 Km - 1.6390 miles

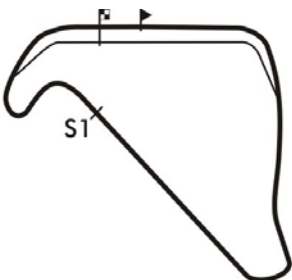
Printed: 20-10-2018 - 15:48

# Silverstone Finals Historic Race Meeting - 20 - 21 Oct 2018

## HSCC/FJHRA Silverline Historic Formula Junior Rear Engine

### Race 6 - Best Sector Times

	SECTOR 1			SECTOR 2			IDEAL / BEST LAP COMPARISON					
	NO	TIME	LAP	NO	TIME	LAP	NO	NAME	BEST	IN	IDEAL	DIFF
1	80	37.963	6	80	26.311	4	80	Nick Fennell	1:04.414	4	1:04.274	+0.140
2	79	38.065	9	79	26.550	5	79	Andrew Hibberd	1:04.764	5	1:04.615	+0.149
3	1	38.773	5	166	26.873	4	166	George McDonald	1:05.822	4	1:05.822	+0.000
4	166	38.949	4	122	27.028	4	1	Peter de la Roche	1:05.953	5	1:05.882	+0.071
5	58	38.968	3	1	27.109	4	122	Adrian Russell	1:06.236	4	1:06.105	+0.131
6	122	39.077	7	58	27.326	5	58	Richard Smeeton	1:06.381	5	1:06.294	+0.087
7	93	40.083	8	48	27.544	6	93	Rudolf Ernst	1:07.721	5	1:07.676	+0.045
8	48	40.188	6	93	27.593	5	48	Jim Blockley	1:07.732	6	1:07.732	+0.000
9	76	41.116	6	98	28.331	6	76	Simon Durling	1:09.618	6	1:09.618	+0.000
10	69	41.226	6	76	28.502	6	98	Nick Finburgh	1:09.660	6	1:09.645	+0.015
11	98	41.314	7	45	28.681	6	69	Andrew Turvey	1:09.922	6	1:09.922	+0.000
12	43	41.465	3	69	28.696	6	45	Peter Mullen	1:10.296	6	1:10.296	+0.000
13	45	41.615	6	56	28.756	11	37	Andrew Taylor	1:10.719	6	1:10.672	+0.047
14	37	41.851	7	43	28.769	6	43	Ian Simmonds	1:10.772	3	1:10.234	+0.538
15	147	41.952	3	37	28.821	6	147	Clinton McCarthy	1:10.932	6	1:10.829	+0.103
16	56	42.059	5	147	28.877	6	56	Jeremy Deeley	1:10.975	11	1:10.815	+0.160
17	60	43.125	6	60	29.560	5	60	Roger Fowler	1:13.212	6	1:12.685	+0.527
18	97	43.297	11	65	29.666	13	97	Hans Ciers	1:13.701	9	1:13.368	+0.333
19	65	43.668	5	97	30.071	10	65	Richard Ferris	1:13.991	9	1:13.334	+0.657
20	39	44.927	7	39	31.247	7	39	David Walker	1:16.174	7	1:16.174	+0.000
21	44	45.932	5	44	33.110	9	44	Tony Steele	1:19.447	4	1:19.042	+0.405



**Session Start: 15:28:30 - Finish: 15:44:10**

**Weather/Track Conditions: Bright/Dry**

**Circuit: Silverstone National**

**Track Length: 2.638 Km - 1.6390 miles**

**Printed: 20-10-2018 - 15:48**

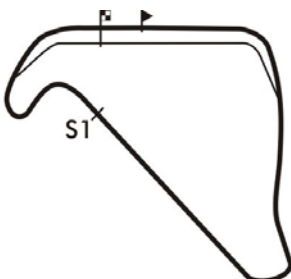


# Silverstone Finals Historic Race Meeting - 20 - 21 Oct 2018

## HSCC/FJHRA Silverline Historic Formula Junior Rear Engine

### Race 6 - Best Sector Speeds

	NO	SECTOR 1	MPH	NO	SECTOR 2	MPH
1	80	Nick Fennell	123.6	80	Nick Fennell	116.8
2	79	Andrew Hibberd	122.2	79	Andrew Hibberd	116.6
3	1	Peter de la Roche	118.4	58	Richard Smeeton	113.8
4	166	George McDonald	118.4	166	George McDonald	113.2
5	58	Richard Smeeton	118.1	1	Peter de la Roche	113.0
6	93	Rudolf Ernst	117.9	122	Adrian Russell	112.8
7	122	Adrian Russell	116.7	48	Jim Blockley	110.5
8	48	Jim Blockley	115.1	93	Rudolf Ernst	110.3
9	43	Ian Simmonds	112.2	69	Andrew Turvey	108.3
10	76	Simon Durling	110.9	76	Simon Durling	108.2
11	45	Peter Mullen	110.7	43	Ian Simmonds	107.8
12	69	Andrew Turvey	110.7	147	Clinton McCarthy	106.8
13	147	Clinton McCarthy	110.7	45	Peter Mullen	105.6
14	37	Andrew Taylor	108.6	56	Jeremy Deeley	105.2
15	98	Nick Finburgh	108.6	37	Andrew Taylor	105.1
16	56	Jeremy Deeley	106.4	98	Nick Finburgh	104.7
17	97	Hans Ciers	106.2	97	Hans Ciers	100.4
18	60	Roger Fowler	102.9	60	Roger Fowler	99.9
19	39	David Walker	102.8	65	Richard Ferris	99.5
20	65	Richard Ferris	100.0	39	David Walker	98.5
21	44	Tony Steele	98.8	44	Tony Steele	97.3



**Session Start: 15:28:30 - Finish: 15:44:10**

**Weather/Track Conditions: Bright/Dry**

**Circuit: Silverstone National**

**Track Length: 2.638 Km - 1.6390 miles**

**Printed: 20-10-2018 - 15:49**



# Silverstone Finals Historic Race Meeting - 20 - 21 Oct 2018

## HSCC/FJHRA Silverline Historic Formula Junior Rear Engine

### Race 6 - Lap Chart

Lap 1			Lap 2			Lap 3			Lap 4			Lap 5			Lap 6		
NO	Behind	Laptime	NO	Behind	Laptime	NO	Behind	Laptime	NO	Behind	Laptime	NO	Behind	Laptime	NO	Behind	Laptime
79		1:08.244	79		1:05.911	79		1:05.563	80		1:04.414	80		1:04.993	80		1:04.651
80	0.468	1:08.712	80	0.214	1:05.657	80	0.573	1:05.922	79	0.413	1:05.400	79	0.184	1:04.764	79	0.381	1:04.848
122	1.683	1:09.927	122	2.013	1:06.241	122	2.762	1:06.312	122	4.011	1:06.236	122	5.561	1:06.543	39	1 LAP	1:17.132
1	2.395	1:10.639	1	2.925	1:06.441	1	3.861	1:06.499	1	4.896	1:06.022	1	5.856	1:05.953	122	7.393	1:06.483
166	2.807	1:11.051	166	3.786	1:06.890	166	4.393	1:06.170	166	5.228	1:05.822	166	6.415	1:06.180	1	7.666	1:06.461
48	3.898	1:12.142	58	5.681	1:07.338	58	6.585	1:06.467	58	8.060	1:06.462	58	9.448	1:06.381	166	7.905	1:06.141
58	4.254	1:12.498	48	7.086	1:09.099	48	10.057	1:08.534	48	13.338	1:08.268	48	16.521	1:08.176	58	15.395	1:10.598
93	5.362	1:13.606	93	8.151	1:08.700	93	10.837	1:08.249	93	14.192	1:08.342	93	16.920	1:07.721	48	19.602	1:07.732
37	8.460	1:16.704	37	14.486	1:11.937	44	1 LAP	1:24.506	76	26.940	1:10.905	76	31.998	1:10.051	93	20.156	1:07.887
76	8.865	1:17.109	69	14.637	1:11.127	69	19.723	1:10.649	69	27.118	1:12.382	69	32.261	1:10.136	76	36.965	1:09.618
69	9.421	1:17.665	76	15.582	1:12.628	37	20.632	1:11.709	37	27.729	1:12.084	98	34.074	1:10.464	69	37.532	1:09.922
56	9.915	1:18.159	56	15.726	1:11.722	76	21.022	1:11.003	56	28.026	1:11.316	56	34.240	1:11.207	98	39.083	1:09.660
98	10.149	1:18.393	98	15.964	1:11.726	56	21.697	1:11.534	98	28.603	1:11.353	37	34.599	1:11.863	37	40.667	1:10.719
147	10.783	1:19.027	43	17.154	1:12.233	98	22.237	1:11.836	43	28.805	1:11.429	43	34.770	1:10.958	43	40.944	1:10.825
43	10.832	1:19.076	147	17.681	1:12.809	43	22.363	1:10.772	147	30.037	1:11.869	147	36.097	1:11.053	56	42.137	1:12.548
45	11.469	1:19.713	45	18.421	1:12.863	147	23.155	1:11.037	45	31.021	1:11.319	45	36.974	1:10.946	147	42.378	1:10.932
97	13.985	1:22.229	60	23.909	1:15.232	45	24.689	1:11.831	44	1 LAP	1:21.081	44	1 LAP	1:19.447	45	42.619	1:10.296
60	14.588	1:22.832	65	25.856	1:16.357	60	33.551	1:15.205	60	42.348	1:13.784	60	50.825	1:13.470	60	59.386	1:13.212
65	15.410	1:23.654	97	26.250	1:18.176	97	36.309	1:15.622	97	46.556	1:15.234	97	55.415	1:13.852	44	1 LAP	1:19.726
39	19.615	1:27.859	39	31.074	1:17.370	65	37.000	1:16.707	65	48.482	1:16.469	65	57.676	1:14.187	97	1:05.239	1:14.475
44	1:02.960	2:11.204				39	42.601	1:17.090	39	54.609	1:16.995				65	1:09.581	1:16.556

**Session Start: 15:28:30 - Finish: 15:44:10**

**Weather/Track Conditions: Bright/Dry**

**Circuit: Silverstone National**

**Track Length: 2.638 Km - 1.6390 miles**

**Printed: 20-10-2018 - 15:49**

# Silverstone Finals Historic Race Meeting - 20 - 21 Oct 2018

## HSCC/FJHRA Silverline Historic Formula Junior Rear Engine

### Race 6 - Lap Chart

Lap 7			Lap 8			Lap 9			Lap 10			Lap 11			Lap 12		
NO	Behind	Laptime	NO	Behind	Laptime	NO	Behind	Laptime	NO	Behind	Laptime	NO	Behind	Laptime	NO	Behind	Laptime
122		1:06.386	122		1:07.565	122		1:07.250	122		1:07.560	1		1:06.819	1		1:06.521
1	0.592	1:06.705	1	0.723	1:07.696	1	0.137	1:06.664	1	0.034	1:07.457	122	0.963	1:07.816	122	1.075	1:06.633
166	1.044	1:06.918	166	1.681	1:08.202	166	2.062	1:07.631	166	1.422	1:06.920	76	1 LAP	1:13.762	166	2.135	1:07.266
39	1 LAP	1:18.040	44	2 LAPS	1:22.760	60	1 LAP	1:15.531	60	1 LAP	1:16.444	166	1.390	1:06.821	76	1 LAP	1:11.760
58	8.753	1:07.137	97	1 LAP	1:19.811	58	10.464	1:09.815	58	11.955	1:09.051	58	12.592	1:07.490	79	22.574	1:07.120
48	14.996	1:09.173	65	1 LAP	1:15.579	65	1 LAP	1:14.790	65	1 LAP	1:13.991	60	1 LAP	1:15.664	80	23.702	1:07.347
93	15.473	1:09.096	58	7.899	1:06.711	97	1 LAP	1:15.902	97	1 LAP	1:13.701	79	21.975	1:06.938	48	26.274	1:10.036
80	25.785	1:39.564	39	1 LAP	1:16.174	44	2 LAPS	1:21.576	48	19.787	1:09.204	48	22.759	1:09.825	93	26.637	1:09.214
79	26.429	1:39.827	48	15.888	1:08.457	48	18.143	1:09.505	93	20.662	1:09.058	80	22.876	1:08.010	60	1 LAP	1:17.991
69	37.141	1:13.388	93	16.793	1:08.885	93	19.164	1:09.621	80	21.719	1:06.705	93	23.944	1:10.135	65	1 LAP	1:14.398
98	37.697	1:12.393	80	24.211	1:05.991	80	22.574	1:05.613	79	21.890	1:06.431	65	1 LAP	1:14.032	97	1 LAP	1:14.150
37	37.824	1:10.936	79	24.851	1:05.987	79	23.019	1:05.418	44	2 LAPS	1:22.016	97	1 LAP	1:14.846	58	38.314	1:32.243
43	38.509	1:11.344	98	41.104	1:10.972	39	1 LAP	1:19.417	39	1 LAP	1:22.929	44	2 LAPS	1:19.516	98	54.590	1:10.316
45	39.966	1:11.126	69	41.216	1:11.640	98	44.327	1:10.473	98	47.169	1:10.402	98	50.795	1:10.479	44	2 LAPS	1:19.604
56	41.032	1:12.674	37	43.218	1:12.959	69	44.736	1:10.770	69	49.561	1:12.385	69	53.367	1:10.659	69	57.899	1:11.053
147	41.255	1:12.656	43	43.632	1:12.688	43	49.065	1:12.683	56	54.258	1:12.443	39	1 LAP	1:21.002	45	1:03.706	1:11.435
76	50.832	1:27.646	56	45.328	1:11.861	56	49.375	1:11.297	43	54.375	1:12.870	56	58.380	1:10.975	56	1:04.549	1:12.690
60	1:02.288	1:16.681	45	45.765	1:13.364	37	49.469	1:13.501	45	54.501	1:12.162	45	58.792	1:11.144	43	1:07.384	1:13.208
			147	45.958	1:12.268	45	49.899	1:11.384	37	55.022	1:13.113	43	1:00.697	1:13.175	147	1:08.393	1:13.160
			76	56.110	1:12.843	147	51.071	1:12.363	147	55.697	1:12.186	37	1:01.401	1:13.232			
						76	1:01.733	1:12.873				147	1:01.754	1:12.910			

Session Start: 15:28:30 - Finish: 15:44:10

Weather/Track Conditions: Bright/Dry

Circuit: Silverstone National

Track Length: 2.638 Km - 1.6390 miles

Printed: 20-10-2018 - 15:49

# Silverstone Finals Historic Race Meeting - 20 - 21 Oct 2018

## HSCC/FJHRA Silverline Historic Formula Junior Rear Engine

### Race 6 - Lap Chart

Lap 13			Lap 14		
NO	Behind	Laptime	NO	Behind	Laptime
1		1:08.536	1		1:07.772
122	0.240	1:07.701	122	1.093	1:08.625
37	1 LAP	1:14.495	166	3.370	1:09.026
166	2.116	1:08.517	44	3 LAPS	1:22.167
39	2 LAPS	1:23.637	43	1 LAP	1:12.475
76	1 LAP	1:10.733	147	1 LAP	1:12.758
79	21.444	1:07.406	37	1 LAP	1:15.646
80	23.295	1:08.129	76	1 LAP	1:11.101
48	26.524	1:08.786	39	2 LAPS	1:21.078
93	27.546	1:09.445	79	19.762	1:06.090
65	1 LAP	1:14.350	80	21.713	1:06.190
97	1 LAP	1:15.216	48	28.335	1:09.583
60	1 LAP	1:17.426	93	30.602	1:10.828
58	41.258	1:11.480	65	1 LAP	1:14.348
98	56.200	1:10.146	58	46.331	1:12.845
69	1:01.442	1:12.079	60	1 LAP	1:16.331
45	1:06.522	1:11.352	97	1 LAP	1:17.420
56	1:07.450	1:11.437	98	58.905	1:10.477
			69	1:04.897	1:11.227
			45	1:10.581	1:11.831
			56	1:11.314	1:11.636

Session Start: 15:28:30 - Finish: 15:44:10

Weather/Track Conditions: Bright/Dry

Circuit: Silverstone National

Track Length: 2.638 Km - 1.6390 miles

Printed: 20-10-2018 - 15:49

# Silverstone Finals Historic Race Meeting - 20 - 21 Oct 2018

## HSCC/FJHRA Silverline Historic Formula Junior Rear Engine

### Race 14 - Starting Grid

Sheet No:

Start Time : 12:45 - Heat Duration : 15 Minutes

10			19 <b>66</b> Cameron Jackson
9	18 <b>39</b> David Walker		17 <b>44</b> Tony Steele
8	16 <b>65</b> Richard Ferris		15 <b>97</b> Hans Ciers
7	14 <b>60</b> Roger Fowler		13 <b>45</b> Peter Mullen
6	12 <b>43</b> Ian Simmonds		11 <b>147</b> Clinton McCarthy
5	10 <b>69</b> Andrew Turvey		9 <b>56</b> Jeremy Deeley
4	8 <b>93</b> Rudolf Ernst		7 <b>48</b> Jim Blockley
3	6 <b>58</b> Richard Smeeton		5 <b>1</b> Peter de la Roche
2	4 <b>166</b> George McDonald		3 <b>122</b> Adrian Russell
1	2 <b>80</b> Nick Fennell		1 <b>79</b> Andrew Hibberd
ROW	Pole Left		

These results are provisional until the conclusion of any judicial and technical matters.		<i>Circuit: Silverstone National</i>
		<i>Track Length: 2.638 Km - 1.6390 miles</i>
Clerk of the Course:	Timekeeper:	Issued at:
Julian Floyd	Nick Palmer	

# Silverstone Finals Historic Race Meeting - 20 - 21 Oct 2018

## HSCC/FJHRA Silverline Historic Formula Junior Rear Engine

### Race 14 - Classification

Sheet No:

POS	NO	DRIVER/S	CLASS	CLASS POS	CAR MAKE / MODEL	TIME	LAPS	GAP	DIFF	MPH	BEST	ON
1	66	Cameron Jackson	E1	1	Brabham BT2	15:11.568	14	-- 14 laps		90.61	1:04.189	9
2	80	Nick Fennell	E1	2	Lotus 27	15:13.696	14	2.128	2.128	90.40	1:04.434	8
3	79	Andrew Hibberd	E1	3	Lotus 22	15:13.923	14	2.355	0.227	90.38	1:04.407	5
4	122	Adrian Russell	E1	4	Lotus 22	15:35.359	14	23.791	21.436	88.31	1:06.264	5
5	1	Peter de la Roche	D2	1	Lola Mk3	15:36.094	14	24.526	0.735	88.24	1:06.104	9
6	58	Richard Smeeton	E1	5	Wainer 63	15:56.401	14	44.833	20.307	86.37	1:07.043	9
7	48	Jim Blockley	D2	2	Caravelle Mk2	16:10.503	14	58.935	14.102	85.12	1:07.996	14
8	93	Rudolf Ernst	E1	6	Lotus 22	16:12.610	14	1:01.042	2.107	84.93	1:07.669	3
9	69	Andrew Turvey	E1	7	Lola Mk5A	15:30.952	13	-- 13 laps	27.493	82.39	1:10.224	3
10	56	Jeremy Deeley	C2	1	Cooper T56	15:38.759	13	7.807	7.807	81.70	1:11.048	8
11	147	Clinton McCarthy	C1	1	Lotus 18	15:45.383	13	14.431	6.624	81.13	1:11.538	3
12	60	Roger Fowler	G1	1	Lola T60	15:59.324	13	28.372	13.941	79.95	1:12.022	6
13	65	Richard Ferris	E1	8	Donford FJ	15:14.148	12	-- 12 laps	29.216	77.45	1:14.197	10
14	97	Hans Ciers	D2	3	Lotus 20	15:16.901	12	2.753	2.753	77.22	1:14.305	11
15	39	David Walker	C1	2	Lotus 18	16:00.138	12	45.990	43.237	73.74	1:16.678	11
16	44	Tony Steele	C1	3	Lotus 18	16:02.271	12	48.123	2.133	73.58	1:17.941	9
----- NOT CLASSIFIED -----												
DNF 166	George McDonald	E1	Brabham BT6	5:34.666	5	-- 5 laps --				88.15	1:05.976	2
DNF 43	Ian Simmonds	C2	Envoy Mk1	1:16.105	1	-- 1 laps --			6.239	77.53	1:16.105	1

#### ----- FASTEST LAP SUMMARY -----

NO	DRIVER/S	CLASS	CAR MAKE / MODEL	FASTEST LAP	ON	MPH
66	Cameron Jackson	E1	Brabham BT2	1:04.189	9	91.92
1	Peter de la Roche	D2	Lola Mk3	1:06.104	9	89.26
56	Jeremy Deeley	C2	Cooper T56	1:11.048	8	83.05
147	Clinton McCarthy	C1	Lotus 18	1:11.538	3	82.48
60	Roger Fowler	G1	Lola T60	1:12.022	6	81.92

Session Start: 12:43:42 - Finish: 12:58:52

Weather/Track Conditions: Sun/Dry

Circuit: Silverstone National

Track Length: 2.638 Km - 1.6390 miles

These results are provisional until the conclusion of any judicial and technical matters.

Clerk of the Course:

Julian Floyd

Timekeeper:

Nick Palmer

Issued at:



Printed: 21-10-2018 - 13:00

Results: [www.mstworld.com](http://www.mstworld.com). Live Timing: <https://livetiming.getraceresults.com/mst>. Email: [timing@mstworld.com](mailto:timing@mstworld.com)

# Silverstone Finals Historic Race Meeting - 20 - 21 Oct 2018

## HSCC/FJHRA Silverline Historic Formula Junior Rear Engine

### Race 14 - Sector Analysis

1 Peter de la Roche (D2)						Lola Mk3					
lap	Sect-1	Speed	Sect-2	Speed	Laptime Pit	lap	Sect-1	Speed	Sect-2	Speed	Laptime Pit
1		109.5	27.694	112.0	1:10.625	8	39.514	117.3	27.767	113.2	1:07.281
2	39.137	102.6	27.695	112.4	1:06.832	9	38.951	117.7	27.153	113.0	1:06.104
3	38.794	114.1	27.468	112.2	1:06.262	10	38.927	114.3	27.392	112.6	1:06.319
4	38.900	114.3	27.390	113.4	1:06.290	11	39.130	117.9	27.094	112.4	1:06.224
5	39.169	111.7	27.412	112.4	1:06.581	12	38.987	113.7	27.967	112.0	1:06.954
6	39.148	116.3	27.235	112.8	1:06.383	13	39.246	116.5	27.597	113.2	1:06.843
7	39.162	107.5	27.487	113.2	1:06.649	14	39.394	117.5	27.353	104.1	1:06.747

39 David Walker (C1)						Lotus 18					
lap	Sect-1	Speed	Sect-2	Speed	Laptime Pit	lap	Sect-1	Speed	Sect-2	Speed	Laptime Pit
1		91.8	32.804	92.4	1:28.683	7	45.950	101.4	32.594	97.4	1:18.544
2	46.450	80.4	33.607	94.4	1:20.057	8	46.534	93.9	32.229	95.9	1:18.763
3	46.308	90.8	32.513	95.6	1:18.821	9	47.683	99.4	31.153	98.2	1:18.836
4	46.627	97.8	31.906	95.6	1:18.533	10	45.487	95.1	32.333	97.4	1:17.820
5	47.678	84.6	35.220	88.4	1:22.898	11	44.843	102.1	31.835	93.2	1:16.678
6	48.198	95.1	34.043	93.4	1:22.241	12	45.560	98.7	32.704	94.4	1:18.264

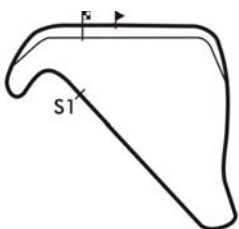
43 Ian Simmonds (C2)						Envoy Mk1					
lap	Sect-1	Speed	Sect-2	Speed	Laptime Pit	lap	Sect-1	Speed	Sect-2	Speed	Laptime Pit
1		112.2	29.505		1:16.105	2					

44 Tony Steele (C1)						Lotus 18					
lap	Sect-1	Speed	Sect-2	Speed	Laptime Pit	lap	Sect-1	Speed	Sect-2	Speed	Laptime Pit
1		89.2	34.161	96.4	1:31.185	7	46.520	95.7	32.744	98.7	1:19.264
2	46.752	94.9	32.930	97.9	1:19.682	8	46.222	92.1	32.717	98.3	1:18.939
3	46.398	95.3	32.745	99.0	1:19.143	9	46.024	99.9	31.917	98.6	1:17.941
4	46.631	95.7	33.275	94.4	1:19.906	10	46.124	95.7	32.455	99.9	1:18.579
5	46.476	90.4	32.846	91.6	1:19.322	11	46.037	92.3	33.203	97.3	1:19.240
6	47.421	98.5	32.927	95.2	1:20.348	12	46.376	98.8	32.346	97.4	1:18.722

48 Jim Blockley (D2)						Caravelle Mk2					
lap	Sect-1	Speed	Sect-2	Speed	Laptime Pit	lap	Sect-1	Speed	Sect-2	Speed	Laptime Pit
1		112.0	28.670	109.8	1:12.835	8	40.937	116.5	28.763	109.1	1:09.700
2	41.723	114.3	28.163	109.6	1:09.886	9	40.390	114.5	27.736	110.3	1:08.126
3	41.110	114.1	28.140	109.4	1:09.250	10	40.117	115.1	28.224	110.0	1:08.341
4	40.916	114.7	29.126	110.5	1:10.042	11	40.425	112.0	28.779	109.6	1:09.204
5	40.527	115.7	28.137	109.4	1:08.664	12	40.892	115.3	28.059	109.1	1:08.951
6	39.965	115.7	28.405	101.3	1:08.370	13	40.303	115.1	27.908	109.6	1:08.211
7	40.629	115.9	30.298	102.6	1:10.927	14	40.070	115.3	27.926	108.7	1:07.996

56 Jeremy Deeley (C2)						Cooper T56					
lap	Sect-1	Speed	Sect-2	Speed	Laptime Pit	lap	Sect-1	Speed	Sect-2	Speed	Laptime Pit
1		105.7	28.880	105.1	1:16.515	8	42.390	105.2	28.658	101.0	1:11.048
2	43.218	99.3	29.099	105.1	1:12.317	9	42.897	104.9	28.800	105.2	1:11.697
3	43.007	104.4	28.735	101.5	1:11.742	10	42.692	105.4	29.540	102.9	1:12.232
4	43.003	104.7	28.678	104.4	1:11.681	11	42.500	104.9	29.148	103.1	1:11.648
5	43.192	102.6	28.855	103.9	1:12.047	12	42.923	104.2	28.913	103.1	1:11.836
6	42.610	103.6	28.865	100.4	1:11.475	13	43.483	105.2	29.210	102.6	1:12.693
7	43.229	104.5	28.599	103.7	1:11.828	14					

58 Richard Smeeton (E1)						Wainer 63					
lap	Sect-1	Speed	Sect-2	Speed	Laptime Pit	lap	Sect-1	Speed	Sect-2	Speed	Laptime Pit
1		111.7	28.540	112.4	1:13.007	8	39.573	117.5	27.532	113.0	1:07.105
2	40.434	116.1	27.862	112.4	1:08.296	9	39.133	118.1	27.910	97.7	1:07.043
3	39.875	117.1	27.736	112.6	1:07.611	10	41.425	115.3	27.989	110.3	1:09.414
4	39.846	117.3	27.830	112.8	1:07.676	11	40.085	117.7	27.634	112.4	1:07.719
5	39.922	116.5	27.289	113.0	1:07.211	12	39.818	117.3	27.421	113.0	1:07.239
6	39.461	116.9	27.819	110.2	1:07.280	13	39.621	117.9	27.875	110.7	1:07.496
7	42.034	116.3	28.014	112.4	1:10.048	14	40.724	112.8	28.532	111.1	1:09.256



Session Start: 12:43:42 - Finish: 12:58:52

Weather/Track Conditions: Sun/Dry

Circuit: Silverstone National

Track Length: 2.638 Km - 1.6390 miles

Printed: 21-10-2018 - 13:01

# Silverstone Finals Historic Race Meeting - 20 - 21 Oct 2018

## HSCC/FJHRA Silverline Historic Formula Junior Rear Engine

### Race 14 - Sector Analysis

60 Roger Fowler (G1)						Lola T60					
lap	Sect-1	Speed	Sect-2	Speed	Laptime Pit	lap	Sect-1	Speed	Sect-2	Speed	Laptime Pit
1		98.5	29.614		1:20.636	8	44.050	102.9	31.364		1:15.414
2	43.268	99.7	29.645		1:12.913	9	44.660	102.8	29.481		1:14.141
3	42.983	103.1	29.237		1:12.220	10	43.821	94.7	30.202		1:14.023
4	43.068	100.3	29.085		1:12.153	11	43.427	94.3	29.645		1:13.072
5	43.253	102.3	29.245		1:12.498	12	43.545	102.0	29.711		1:13.256
6	42.856	103.1	29.166		1:12.022	13	43.918	104.0	30.474		1:14.392
7	43.411	103.2	29.173		1:12.584	14					

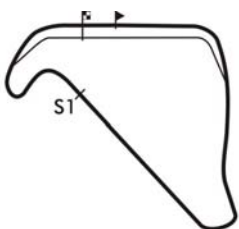
65 Richard Ferris (E1)						Donford FJ					
lap	Sect-1	Speed	Sect-2	Speed	Laptime Pit	lap	Sect-1	Speed	Sect-2	Speed	Laptime Pit
1		91.6	31.862	94.6	1:24.866	7	45.585	97.4	30.211	93.4	1:15.796
2	45.701	97.3	29.891	92.9	1:15.592	8	45.377	98.4	30.266	93.3	1:15.643
3	45.726	96.0	29.904	92.9	1:15.630	9	45.851	91.8	30.572	95.3	1:16.423
4	45.589	97.0	29.873	94.4	1:15.462	10	44.632	98.4	29.565	94.1	1:14.197
5	46.043	97.1	30.091	93.3	1:16.134	11	44.770	97.8	29.969	94.4	1:14.739
6	45.199	97.4	29.667	93.6	1:14.866	12	44.942	97.5	29.858	94.0	1:14.800

66 Cameron Jackson (E1)						Brabham BT2					
lap	Sect-1	Speed	Sect-2	Speed	Laptime Pit	lap	Sect-1	Speed	Sect-2	Speed	Laptime Pit
1		121.6	27.195	114.8	1:12.053	8	37.935	121.8	26.507	116.0	1:04.442
2	38.023	122.0	26.499	117.0	1:04.522	9	37.724	123.1	26.465	115.8	1:04.189
3	38.116	120.9	26.534	115.4	1:04.650	10	37.722	121.1	26.469	115.2	1:04.191
4	37.793	121.6	26.583	115.8	1:04.376	11	38.259	119.6	27.047	113.8	1:05.306
5	37.959	122.2	26.482	116.4	1:04.441	12	38.208	119.6	26.556	114.0	1:04.764
6	38.257	122.9	26.500	119.1	1:04.757	13	38.007	119.8	26.543	114.8	1:04.550
7	37.885	120.9	26.413	116.4	1:04.298	14	38.014	120.5	27.015	112.0	1:05.029

69 Andrew Turvey (E1)						Lola Mk5A					
lap	Sect-1	Speed	Sect-2	Speed	Laptime Pit	lap	Sect-1	Speed	Sect-2	Speed	Laptime Pit
1		110.4	29.030	105.6	1:15.953	8	41.799	108.6	28.729	106.9	1:10.528
2	42.073	108.1	29.181	106.9	1:11.254	9	41.789	107.4	29.780	104.9	1:11.569
3	41.641	111.7	28.583	105.9	1:10.224	10	42.351	108.1	29.298	102.9	1:11.649
4	42.356	111.1	29.325	106.1	1:11.681	11	42.662	110.2	29.179	105.6	1:11.841
5	42.209	110.2	28.841	106.1	1:11.050	12	41.723	110.7	28.757	105.4	1:10.480
6	42.713	107.7	29.941	96.6	1:12.654	13	41.536	110.2	29.101	103.1	1:10.637
7	42.327	107.5	29.105	105.7	1:11.432	14					

79 Andrew Hibberd (E1)						Lotus 22					
lap	Sect-1	Speed	Sect-2	Speed	Laptime Pit	lap	Sect-1	Speed	Sect-2	Speed	Laptime Pit
1		117.5	26.609	113.8	1:08.276	8	38.074	119.4	26.485	114.0	1:04.559
2	38.742	117.5	26.517	113.6	1:05.259	9	38.218	119.2	26.800	115.6	1:05.018
3	38.265	118.6	26.580	113.6	1:04.845	10	38.176	120.7	27.079	117.0	1:05.255
4	38.114	119.0	26.543	113.4	1:04.657	11	39.110	121.1	26.463	116.4	1:05.573
5	37.922	118.8	26.485	113.8	1:04.407	12	38.739	121.1	26.559	114.6	1:05.298
6	39.612	119.0	26.426	114.0	1:06.038	13	37.943	117.1	26.708	114.6	1:04.651
7	38.465	118.8	26.500	113.8	1:04.965	14	38.086	122.5	27.036	114.8	1:05.122

80 Nick Fennell (E1)						Lotus 27					
lap	Sect-1	Speed	Sect-2	Speed	Laptime Pit	lap	Sect-1	Speed	Sect-2	Speed	Laptime Pit
1		120.1	27.044	115.0	1:09.093	8	37.947	124.5	26.487	117.9	1:04.434
2	38.757	120.7	26.802	116.6	1:05.559	9	37.979	123.8	26.521	117.9	1:04.500
3	38.644	121.6	26.700	116.4	1:05.344	10	38.006	123.4	26.626	116.8	1:04.632
4	38.303	120.5	26.664	116.4	1:04.967	11	39.099	121.1	26.448	116.8	1:05.547
5	38.221	121.4	26.445	115.8	1:04.666	12	38.257	122.2	26.789	116.4	1:05.046
6	38.354	122.2	26.708	117.2	1:05.062	13	38.324	122.9	26.636	116.2	1:04.960
7	38.339	123.6	26.464	117.2	1:04.803	14	38.186	123.1	26.897	115.8	1:05.083



Session Start: 12:43:42 - Finish: 12:58:52

Weather/Track Conditions: Sun/Dry

Circuit: Silverstone National

Track Length: 2.638 Km - 1.6390 miles

Printed: 21-10-2018 - 13:01

# Silverstone Finals Historic Race Meeting - 20 - 21 Oct 2018

## HSCC/FJHRA Silverline Historic Formula Junior Rear Engine

### Race 14 - Sector Analysis

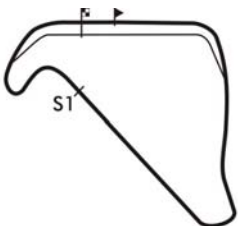
93 Rudolf Ernst (E1)						Lotus 22					
lap	Sect-1	Speed	Sect-2	Speed	Laptime Pit	lap	Sect-1	Speed	Sect-2	Speed	Laptime Pit
1		114.1	28.157	108.3	1:13.781	8	40.465	114.5	31.323	106.8	1:11.788
2	42.878	113.0	27.946	108.5	1:10.824	9	40.299	114.5	27.858	108.9	1:08.157
3	40.093	114.9	27.576	110.7	1:07.669	10	40.408	113.7	27.920	108.0	1:08.328
4	40.770	115.9	28.643	106.9	1:09.413	11	39.880	115.5	28.388	106.6	1:08.268
5	40.214	113.6	27.551	105.7	1:07.765	12	40.624	116.5	28.107	106.8	1:08.731
6	40.267	113.9	28.774	103.6	1:09.041	13	40.531	115.7	28.098	108.5	1:08.629
7	40.345	114.9	30.720	99.2	1:11.065	14	40.611	116.5	28.540	107.5	1:09.151

97 Hans Ciers (D2)						Lotus 20					
lap	Sect-1	Speed	Sect-2	Speed	Laptime Pit	lap	Sect-1	Speed	Sect-2	Speed	Laptime Pit
1		92.6	32.926	88.0	1:25.551	7	44.979	97.4	30.551	94.6	1:15.530
2	45.080	92.7	31.487	97.0	1:16.567	8	44.023	93.6	31.209	91.3	1:15.232
3	44.463	90.2	30.737	99.9	1:15.200	9	44.589	100.3	31.340	92.8	1:15.929
4	43.709	103.1	31.502	94.4	1:15.211	10	44.393	88.1	31.802	92.2	1:16.195
5	44.516	103.1	30.794	88.9	1:15.310	11	43.982	107.5	30.323	98.5	1:14.305
6	45.782	94.0	30.738	95.2	1:16.520	12	43.765	93.2	31.586	95.6	1:15.351

122 Adrian Russell (E1)						Lotus 22					
lap	Sect-1	Speed	Sect-2	Speed	Laptime Pit	lap	Sect-1	Speed	Sect-2	Speed	Laptime Pit
1		116.3	27.153	112.8	1:09.773	8	39.369	115.3	27.199	111.3	1:06.568
2	39.222	115.7	27.405	113.2	1:06.627	9	39.000	114.1	27.324	111.7	1:06.324
3	39.408	116.3	26.988	113.0	1:06.396	10	39.027	114.1	27.363	111.3	1:06.390
4	39.585	116.3	27.344	112.4	1:06.929	11	39.141	115.3	27.262	111.5	1:06.403
5	39.232	114.7	27.032	112.0	1:06.264	12	38.854	116.7	27.649	111.7	1:06.503
6	39.051	116.3	27.442	111.5	1:06.493	13	39.530	115.5	27.295	111.5	1:06.825
7	39.344	114.1	27.406	111.3	1:06.750	14	39.723	114.5	27.391	110.7	1:07.114

147 Clinton McCarthy (C1)						Lotus 18					
lap	Sect-1	Speed	Sect-2	Speed	Laptime Pit	lap	Sect-1	Speed	Sect-2	Speed	Laptime Pit
1		103.7	29.409	105.2	1:17.548	8	42.363	108.8	29.229	105.6	1:11.592
2	42.889	92.6	30.149	104.7	1:13.038	9	43.146	97.1	30.669	105.7	1:13.815
3	42.220	102.6	29.318	106.1	1:11.538	10	42.546	109.8	29.556	104.4	1:12.102
4	42.626	109.5	29.266	105.6	1:11.892	11	43.120	109.3	29.495	103.2	1:12.615
5	42.721	110.2	29.563	105.7	1:12.284	12	43.224	109.7	29.147	105.2	1:12.371
6	42.244	109.5	29.533	102.3	1:11.777	13	42.775	108.6	30.043	102.8	1:12.818
7	42.588	110.7	29.405	105.1	1:11.993	14					

166 George McDonald (E1)						Brabham BT6					
lap	Sect-1	Speed	Sect-2	Speed	Laptime Pit	lap	Sect-1	Speed	Sect-2	Speed	Laptime Pit
1		116.7	27.172	114.0	1:09.866	4	39.104	116.7	27.266	111.8	1:06.370
2	39.129	117.3	26.847	112.4	1:05.976	5	38.987	116.3	26.997	111.7	1:05.984
3	38.936	115.9	27.534	112.4	1:06.470	6					



Session Start: 12:43:42 - Finish: 12:58:52

Weather/Track Conditions: Sun/Dry

Circuit: Silverstone National

Track Length: 2.638 Km - 1.6390 miles

Printed: 21-10-2018 - 13:01

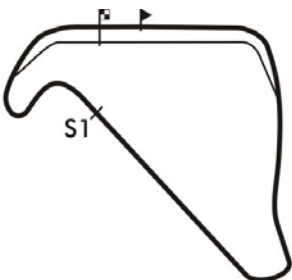


# Silverstone Finals Historic Race Meeting - 20 - 21 Oct 2018

## HSCC/FJHRA Silverline Historic Formula Junior Rear Engine

### Race 14 - Best Sector Times

	SECTOR 1			SECTOR 2			IDEAL / BEST LAP COMPARISON					
	NO	TIME	LAP	NO	TIME	LAP	NO	NAME	BEST	IN	IDEAL	DIFF
1	66	37.722	10	66	26.413	7	66	Cameron Jackson	1:04.189	9	1:04.135	+0.054
2	79	37.922	5	79	26.426	6	79	Andrew Hibberd	1:04.407	5	1:04.348	+0.059
3	80	37.947	8	80	26.445	5	80	Nick Fennell	1:04.434	8	1:04.392	+0.042
4	1	38.794	3	166	26.847	2	1	Peter de la Roche	1:06.104	9	1:05.888	+0.216
5	122	38.854	12	122	26.988	3	122	Adrian Russell	1:06.264	5	1:05.842	+0.422
6	166	38.936	3	1	27.094	11	58	Richard Smeeton	1:07.043	9	1:06.422	+0.621
7	58	39.133	9	58	27.289	5	93	Rudolf Ernst	1:07.669	3	1:07.431	+0.238
8	93	39.880	11	93	27.551	5	48	Jim Blockley	1:07.996	14	1:07.701	+0.295
9	48	39.965	6	48	27.736	9	69	Andrew Turvey	1:10.224	3	1:10.119	+0.105
10	69	41.536	13	69	28.583	3	56	Jeremy Deeley	1:11.048	8	1:10.989	+0.059
11	147	42.220	3	56	28.599	7	147	Clinton McCarthy	1:11.538	3	1:11.367	+0.171
12	56	42.390	8	60	29.085	4	60	Roger Fowler	1:12.022	6	1:11.941	+0.081
13	60	42.856	6	147	29.147	12	65	Richard Ferris	1:14.197	10	1:14.197	+0.000
14	97	43.709	4	43	29.505	1	97	Hans Ciers	1:14.305	11	1:14.032	+0.273
15	43	44.095	2	65	29.565	10	39	David Walker	1:16.678	11	1:15.996	+0.682
16	65	44.632	10	97	30.323	11	44	Tony Steele	1:17.941	9	1:17.941	+0.000
17	39	44.843	11	39	31.153	9	166	George McDonald	1:05.976	2	1:05.783	+0.193
18	44	46.024	9	44	31.917	9	43	Ian Simmonds	1:16.105	1	1:13.600	+2.505



**Session Start: 12:43:42 - Finish: 12:58:52**

**Weather/Track Conditions: Sun/Dry**

**Circuit: Silverstone National**

**Track Length: 2.638 Km - 1.6390 miles**

**Printed: 21-10-2018 - 13:02**

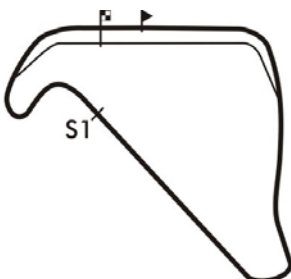


# Silverstone Finals Historic Race Meeting - 20 - 21 Oct 2018

## HSCC/FJHRA Silverline Historic Formula Junior Rear Engine

### Race 14 - Best Sector Speeds

	NO	SECTOR 1	MPH	NO	SECTOR 2	MPH
1	80	Nick Fennell	124.5	66	Cameron Jackson	119.1
2	66	Cameron Jackson	123.1	80	Nick Fennell	117.9
3	79	Andrew Hibberd	122.5	79	Andrew Hibberd	117.0
4	58	Richard Smeeton	118.1	166	George McDonald	114.0
5	1	Peter de la Roche	117.9	1	Peter de la Roche	113.4
6	166	George McDonald	117.3	122	Adrian Russell	113.2
7	122	Adrian Russell	116.7	58	Richard Smeeton	113.0
8	48	Jim Blockley	116.5	93	Rudolf Ernst	110.7
9	93	Rudolf Ernst	116.5	48	Jim Blockley	110.5
10	43	Ian Simmonds	112.2	69	Andrew Turvey	106.9
11	69	Andrew Turvey	111.7	147	Clinton McCarthy	106.1
12	147	Clinton McCarthy	110.7	56	Jeremy Deeley	105.2
13	97	Hans Ciers	107.5	44	Tony Steele	99.9
14	56	Jeremy Deeley	105.7	97	Hans Ciers	99.9
15	60	Roger Fowler	104.0	39	David Walker	98.2
16	39	David Walker	102.1	65	Richard Ferris	95.3
17	44	Tony Steele	99.9	43	Ian Simmonds	0.0
18	65	Richard Ferris	98.4	60	Roger Fowler	0.0



Session Start: 12:43:42 - Finish: 12:58:52

Weather/Track Conditions: Sun/Dry

Circuit: Silverstone National

Track Length: 2.638 Km - 1.6390 miles

Printed: 21-10-2018 - 13:03

# Silverstone Finals Historic Race Meeting - 20 - 21 Oct 2018

## HSCC/FJHRA Silverline Historic Formula Junior Rear Engine

### Race 14 - Lap Chart

Lap 1			Lap 2			Lap 3			Lap 4			Lap 5			Lap 6		
NO	Behind	Laptime	NO	Behind	Laptime	NO	Behind	Laptime	NO	Behind	Laptime	NO	Behind	Laptime	NO	Behind	Laptime
79		1:08.276	79		1:05.259	79		1:04.845	79		1:04.657	79		1:04.407	79		1:06.038
80	0.817	1:09.093	80	1.117	1:05.559	80	1.616	1:05.344	80	1.926	1:04.967	80	2.185	1:04.666	80	1.209	1:05.062
122	1.497	1:09.773	166	2.307	1:05.976	66	2.845	1:04.650	66	2.564	1:04.376	44	1 LAP	1:19.906	66	1.317	1:04.757
166	1.590	1:09.866	122	2.865	1:06.627	166	3.932	1:06.470	166	5.645	1:06.370	66	2.598	1:04.441	122	9.000	1:06.493
1	2.349	1:10.625	66	3.040	1:04.522	122	4.416	1:06.396	122	6.688	1:06.929	166	7.222	1:05.984	1	9.491	1:06.383
66	3.777	1:12.053	1	3.922	1:06.832	1	5.339	1:06.262	1	6.972	1:06.290	122	8.545	1:06.264	39	1 LAP	1:22.898
48	4.559	1:12.835	58	7.768	1:08.296	58	10.534	1:07.611	58	13.553	1:07.676	1	9.146	1:06.581	44	1 LAP	1:19.322
58	4.731	1:13.007	48	9.186	1:09.886	48	13.591	1:09.250	93	18.650	1:09.413	58	16.357	1:07.211	58	17.599	1:07.280
93	5.505	1:13.781	93	11.070	1:10.824	93	13.894	1:07.669	48	18.976	1:10.042	93	22.008	1:07.765	93	25.011	1:09.041
69	7.677	1:15.953	69	13.672	1:11.254	69	19.051	1:10.224	69	26.075	1:11.681	48	23.233	1:08.664	48	25.565	1:08.370
43	7.829	1:16.105	56	15.297	1:12.317	56	22.194	1:11.742	56	29.218	1:11.681	69	32.718	1:11.050	69	39.334	1:12.654
56	8.239	1:16.515	147	17.051	1:13.038	147	23.744	1:11.538	147	30.979	1:11.892	56	36.858	1:12.047	56	42.295	1:11.475
147	9.272	1:17.548	60	20.014	1:12.913	60	27.389	1:12.220	60	34.885	1:12.153	147	38.856	1:12.284	147	44.595	1:11.777
60	12.360	1:20.636	65	26.923	1:15.592	65	37.708	1:15.630	65	48.513	1:15.462	60	42.976	1:12.498	60	48.960	1:12.022
65	16.590	1:24.866	97	28.583	1:16.567	97	38.938	1:15.200	97	49.492	1:15.211	65	1:00.240	1:16.134			
97	17.275	1:25.551	39	35.205	1:20.057	39	49.181	1:18.821	39	1:03.057	1:18.533	97	1:00.395	1:15.310			
39	20.407	1:28.683	44	37.332	1:19.682	44	51.630	1:19.143									
44	22.909	1:31.185															

Session Start: 12:43:42 - Finish: 12:58:52

Weather/Track Conditions: Sun/Dry

Circuit: Silverstone National

Track Length: 2.638 Km - 1.6390 miles

Printed: 21-10-2018 - 13:03

# Silverstone Finals Historic Race Meeting - 20 - 21 Oct 2018

## HSCC/FJHRA Silverline Historic Formula Junior Rear Engine

### Race 14 - Lap Chart

Lap 7			Lap 8			Lap 9			Lap 10			Lap 11			Lap 12		
NO	Behind	Laptime	NO	Behind	Laptime	NO	Behind	Laptime	NO	Behind	Laptime	NO	Behind	Laptime	NO	Behind	Laptime
79		1:04.965	79		1:04.559	66		1:04.189	66		1:04.191	66		1:05.306	66		1:04.764
66	0.650	1:04.298	66	0.533	1:04.442	79	0.296	1:05.018	80	1.141	1:04.632	69	1 LAP	1:11.649	80	1.664	1:05.046
80	1.047	1:04.803	80	0.922	1:04.434	80	0.700	1:04.500	79	1.360	1:05.255	80	1.382	1:05.547	79	2.161	1:05.298
65	1 LAP	1:14.866	122	12.794	1:06.568	60	1 LAP	1:15.414	147	1 LAP	1:13.815	79	1.627	1:05.573	69	1 LAP	1:11.841
97	1 LAP	1:16.520	1	13.897	1:07.281	122	14.396	1:06.324	60	1 LAP	1:14.141	56	1 LAP	1:12.232	56	1 LAP	1:11.648
122	10.785	1:06.750	65	1 LAP	1:15.796	1	15.279	1:06.104	122	16.595	1:06.390	44	2 LAPS	1:17.941	147	1 LAP	1:12.615
1	11.175	1:06.649	97	1 LAP	1:15.530	65	1 LAP	1:15.643	1	17.407	1:06.319	39	2 LAPS	1:18.836	122	19.431	1:06.503
58	22.682	1:10.048	58	25.228	1:07.105	97	1 LAP	1:15.232	58	32.772	1:09.414	147	1 LAP	1:12.102	1	20.515	1:06.954
93	31.111	1:11.065	48	36.668	1:09.700	58	27.549	1:07.043	65	1 LAP	1:16.423	122	17.692	1:06.403	44	2 LAPS	1:18.579
44	1 LAP	1:20.348	93	38.340	1:11.788	48	40.072	1:08.126	97	1 LAP	1:15.929	1	18.325	1:06.224	39	2 LAPS	1:17.820
48	31.527	1:10.927	44	1 LAP	1:19.264	93	41.775	1:08.157	48	44.222	1:08.341	60	1 LAP	1:14.023	60	1 LAP	1:13.072
39	1 LAP	1:22.241	39	1 LAP	1:18.544	69	58.617	1:11.569	93	45.912	1:08.328	58	35.185	1:07.719	58	37.660	1:07.239
69	45.801	1:11.432	69	51.770	1:10.528	44	1 LAP	1:18.939				65	1 LAP	1:14.197	48	52.307	1:08.951
56	49.158	1:11.828	56	55.647	1:11.048	39	1 LAP	1:18.763				48	48.120	1:09.204	93	52.841	1:08.731
147	51.623	1:11.993	147	58.656	1:11.592	56	1:02.622	1:11.697				93	48.874	1:08.268	65	1 LAP	1:14.739
60	56.579	1:12.584										97	1 LAP	1:16.195	97	1 LAP	1:14.305

**Session Start: 12:43:42 - Finish: 12:58:52**

**Weather/Track Conditions: Sun/Dry**

**Circuit: Silverstone National**

**Track Length: 2.638 Km - 1.6390 miles**

**Printed: 21-10-2018 - 13:03**

# Silverstone Finals Historic Race Meeting - 20 - 21 Oct 2018

## HSCC/FJHRA Silverline Historic Formula Junior Rear Engine

### Race 14 - Lap Chart

Lap 13			Lap 14		
NO	Behind	Laptime	NO	Behind	Laptime
66		1:04.550	66		1:05.029
80	2.074	1:04.960	80	2.128	1:05.083
79	2.262	1:04.651	79	2.355	1:05.122
69	1 LAP	1:10.480	65	2 LAPS	1:14.800
56	1 LAP	1:11.836	97	2 LAPS	1:15.351
122	21.706	1:06.825	69	1 LAP	1:10.637
1	22.808	1:06.843	122	23.791	1:07.114
147	1 LAP	1:12.371	1	24.526	1:06.747
39	2 LAPS	1:16.678	56	1 LAP	1:12.693
44	2 LAPS	1:19.240	147	1 LAP	1:12.818
60	1 LAP	1:13.256	58	44.833	1:09.256
58	40.606	1:07.496	60	1 LAP	1:14.392
48	55.968	1:08.211	39	2 LAPS	1:18.264
93	56.920	1:08.629	44	2 LAPS	1:18.722
			48	58.935	1:07.996
			93	1:01.042	1:09.151

Session Start: 12:43:42 - Finish: 12:58:52

Weather/Track Conditions: Sun/Dry

Circuit: Silverstone National

Track Length: 2.638 Km - 1.6390 miles

Printed: 21-10-2018 - 13:03