



CHICHESTER CUP

A 25-minute race for rear-engined, disc-braked Formula Juniors of a type that raced up to 1963



**Goodwood Revival Meeting
Goodwood Motor Circuit
8th /10th September 2023**



Timing & Results Provided by Timing Solutions Ltd

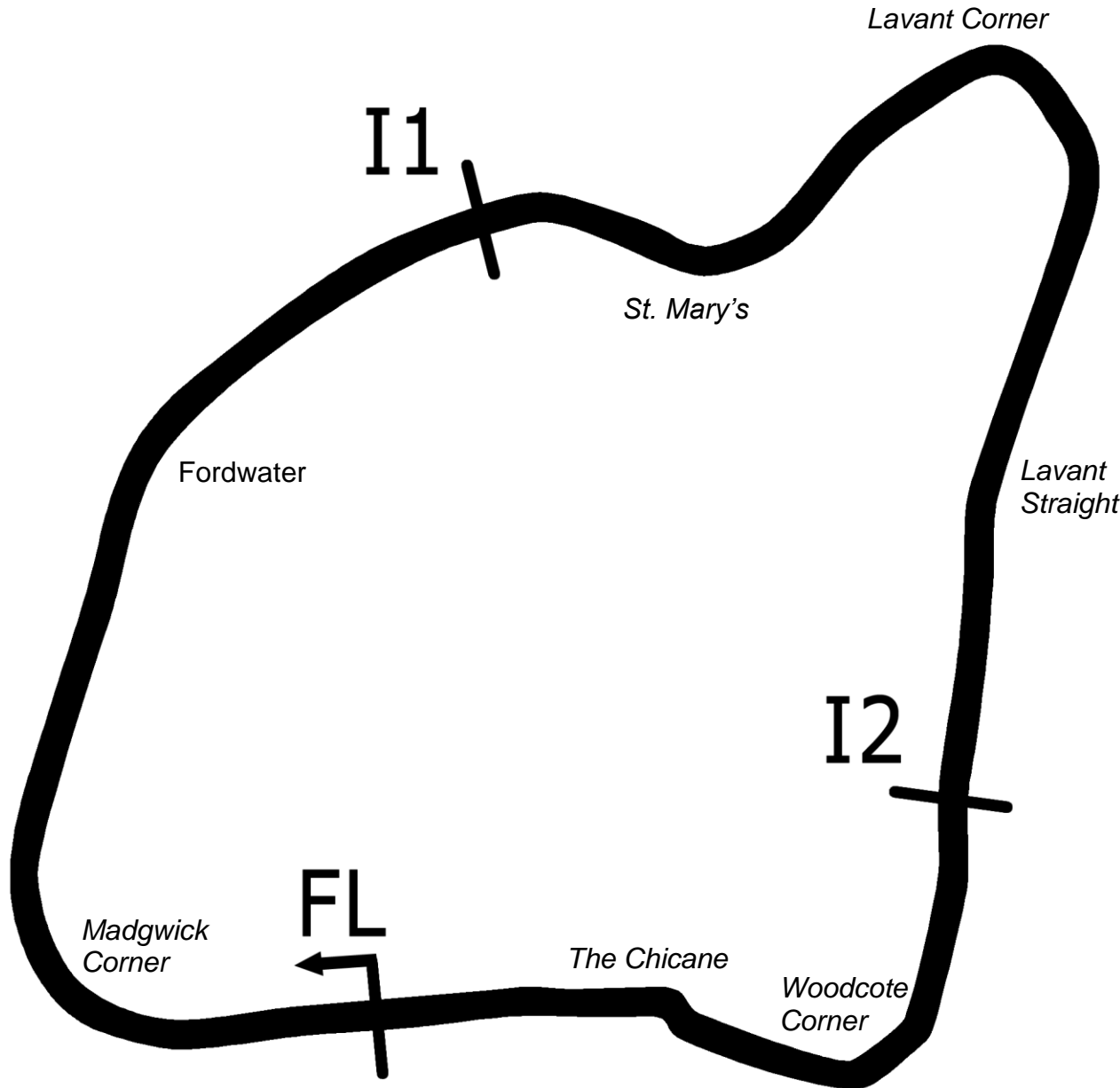
www.tsl-timing.com

Goodwood



SPORTS TIMING

TIMING SOLUTIONS LTD



Length	2.3800 miles	3830 m	
FL		50.89795 N	0.75262 W
I1	1344m	50.85752 N	0.76445 W
I2	2935m	50.86335 N	0.75671 W
Pit Entry	3677m	50.89216 N	0.75302 W
Pit Exit	0m before FL	N	W
Pit Entry-Pit Exit 135m, 9.7s @50kph, 8.1s @60kph			

All results available at www.tsl-timing.com



Chichester Cup

OFFICIAL PRACTICE - RACE 9 - CLASSIFICATION

POS	NO	NAME	ENTRY	TIME	ON	LAPS	GAP	DIFF	MPH
1	68	Horatio FITZ-SIMON	Lotus-Ford 22 - 1962	1:23.616	9	13			102.46
2	53	Sam WILSON	Lotus-Ford 20/22 - 1962	1:23.763	12	12	0.147	0.147	102.28
3	175	Chris GOODWIN	Lotus-Ford 22 - 1962	1:24.533	10	13	0.917	0.770	101.35
4	194	Clive RICHARDS	Lotus-Ford 22 - 1962	1:24.575	13	13	0.959	0.042	101.30
5	4	Andrew HIBBERD	Lotus-Ford 22 - 1962	1:24.762	10	13	1.146	0.187	101.08
6	5	Alex BRUNDLE	Lotus-Ford 27 - 1963	1:25.976	9	12	2.360	1.214	99.65
7	29	Nick FENNELL	Lotus-Ford 27 - 1963	1:26.191	11	12	2.575	0.215	99.40
8	84	Mark WOODHOUSE	Lotus-Ford 20/22 - 1961	1:26.415	12	12	2.799	0.224	99.14
9	69	Stuart ROACH	Alexis-Ford Mk4 - 1962	1:26.934	6	12	3.318	0.519	98.55
10	50	Philipp BUHOFER	Lotus-Ford 27 - 1963	1:26.942	12	12	3.326	0.008	98.54
11	3	Marco WERNER	Lotus-Ford 22 - 1962	1:27.029	6	11	3.413	0.087	98.44
12	76	Tim CHILD	Lotus-Ford 22 - 1962	1:27.145	11	12	3.529	0.116	98.31
13	180	Lee MOWLE	Lotus-Ford 22 - 1962	1:27.220	10	12	3.604	0.075	98.23
14	87	Stephane REY	Lola-Ford Mk5A - 1963	1:27.625	12	12	4.009	0.405	97.78
15	17	George DIFFEY	Lotus-Ford 20/22 - 1962	1:27.627	8	11	4.011	0.002	97.77
16	992	Roberto TONETTI	Brabham BT6 - 1963	1:27.951	12	12	4.335	0.324	97.41
17	99	Mark SHAW	Brabham-Ford BT6 - 1963	1:28.211	11	11	4.595	0.260	97.13
18	122	Adrian RUSSELL	Lotus-Ford 22 - 1962	1:28.391	11	11	4.775	0.180	96.93
19	36	Danny BAKER	Lotus-Ford 27 - 1963	1:28.401	8	11	4.785	0.010	96.92
20	61	Andrew BEAUMONT	Lotus-Ford 22 - 1962	1:29.163	12	12	5.547	0.762	96.09
21	55	Robin LONGDON	Lola-Ford Mk5A - 1963	1:30.131	8	11	6.515	0.968	95.06
22	80	Serge KRIKNOFF	Lotus-Ford 22 - 1963	1:30.359	12	12	6.743	0.228	94.82
23	2	Geoff UNDERWOOD	Brabham BT2 - 1962	1:31.460	8	11	7.844	1.101	93.68
24	73	Peter ANSTISS	Lotus-Ford 20/22 - 1961	1:32.555	11	12	8.939	1.095	92.57
25	67	Anthony BINNINGTON	Cooper-Ford T67 - 1963	1:32.918	11	11	9.302	0.363	92.21
26	66	Petter HUSE	Focus MkIV - 1962	1:33.672	7	7	10.056	0.754	91.46
27	27	Chris LOCKE	Lotus-Ford 27 - 1963	1:33.690	10	11	10.074	0.018	91.45
28	72	Peter LAIER	Brabham BT2 - 1962	1:34.307	10	11	10.691	0.617	90.85
29	993	Piero Enrico TONETTI	De Tomaso-Ford - 1963	1:35.649	3	3	12.033	1.342	89.57
30	126*	Peter STRAUSS	Brabham-Ford BT6 - 1963	1:37.920	10	10	14.304	2.271	87.50

No. 126 - 1 Lap time disallowed; exceeding track limits.

Weather / Track : Sunny / Dry

These results are provisional until the conclusion of any judicial and technical matters.

Goodwood: 2.3800 miles

Date: 08/09/2023 Start: 15:27 Finish: 15:45

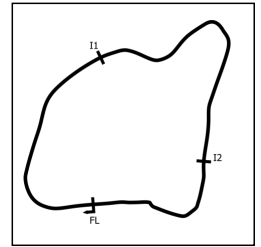
Clerk Of Course : David Cartwright

Stewards :

Timekeeper : Sarah Evans

Chichester Cup

OFFICIAL PRACTICE - RACE 9 - SECTOR ANALYSIS



SECTOR 1 = FL to I1, SECTOR 2 = I1 to I2, SECTOR 3 = I2 to FL, DIFF = Difference To Personal Best Lap, P = Crossed Finish Line in Pit Lane, D = Time Disallowed

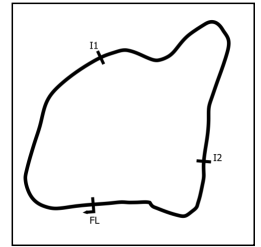
P1 68		Horatio FITZ-SIMON				Lotus-Ford 22 - 1962			
IDEAL LAP TIME : 1:23.616		BEST LAP TIME : 1:23.616		DIFFERENCE : 0.000					
LAP	SECTOR 1	SECTOR 2		SECTOR 3		LAP TIME	MPH	DIFF	TIME OF DAY
1 -		38.687	121.3	24.504	102.9				15:29:30.800
2 -	27.614	37.180	125.6	23.577	105.0	1:28.371	96.95	4.755	15:30:59.171
3 -	27.251	36.607	131.8	23.301	104.2	1:27.159	98.30	3.543	15:32:26.330
4 -	26.383	35.681	131.0	23.070	105.5	1:25.134	100.64	1.518	15:33:51.464
5 -	27.875	39.053	127.0	24.370	105.0	1:31.298	93.84	7.682	15:35:22.762
6 -	27.914	35.768	134.2	23.181	104.5	1:26.863	98.63	3.247	15:36:49.625
7 -	26.217	36.085	132.8	22.472	104.2	1:24.774	101.06	1.158	15:38:14.399
8 -	26.216	38.649	124.9	23.693	105.6	1:28.558	96.75	4.942	15:39:42.957
9 -	26.106	35.148	133.4	22.362	105.1	1:23.616 (1)	102.46		15:41:06.573
10 -	26.463	35.491	132.3	22.469	104.8	1:24.423 (3)	101.48	0.807	15:42:30.996
11 -	26.407	36.281	132.3	23.274	106.3	1:25.962	99.67	2.346	15:43:56.958
12 -	26.428	35.403	131.8	22.590	105.8	1:24.421 (2)	101.49	0.805	15:45:21.379
13 -	27.119	36.171	131.3	22.721	103.4	1:26.011	99.61	2.395	15:46:47.390

P2 53		Sam WILSON				Lotus-Ford 20/22 - 1962			
IDEAL LAP TIME : 1:23.763		BEST LAP TIME : 1:23.763		DIFFERENCE : 0.000					
LAP	SECTOR 1	SECTOR 2		SECTOR 3		LAP TIME	MPH	DIFF	TIME OF DAY
1 -		37.717	130.8	23.383	104.6				15:29:56.494
2 -	26.425	37.305	132.8	22.781	105.3	1:26.511	99.03	2.748	15:31:23.005
3 -	26.214	36.585	132.3	23.596	107.5	1:26.395	99.17	2.632	15:32:49.400
4 -	26.384	36.001	131.8	22.705	106.1	1:25.090	100.69	1.327	15:34:14.490
5 -	26.571	35.766	131.8	22.639	106.5	1:24.976 (3)	100.82	1.213	15:35:39.466
6 -	26.197	36.445	132.8	22.430	105.5	1:25.072	100.71	1.309	15:37:04.538
7 -	27.365	36.790	126.1	23.771	104.0	1:27.926	97.44	4.163	15:38:32.464
8 -	27.014	36.308	133.6	23.502	105.6	1:26.824	98.68	3.061	15:39:59.288
9 -	26.176	35.772	133.6	22.413	106.6	1:24.361 (2)	101.56	0.598	15:41:23.649
10 -	26.230	37.942	122.9	24.602	102.9	1:28.774	96.51	5.011	15:42:52.423
11 -	27.244	35.925	129.0	22.605	106.0	1:25.774	99.89	2.011	15:44:18.197
12 -	26.154	35.460	132.1	22.149	107.0	1:23.763 (1)	102.28		15:45:41.960

P3 175		Chris GOODWIN				Lotus-Ford 22 - 1962			
IDEAL LAP TIME : 1:24.261		BEST LAP TIME : 1:24.533		DIFFERENCE : 0.272					
LAP	SECTOR 1	SECTOR 2		SECTOR 3		LAP TIME	MPH	DIFF	TIME OF DAY
1 -		38.010	130.3	23.973	104.2				15:29:32.394
2 -	27.224	36.947	132.1	23.510	105.0	1:27.681	97.71	3.148	15:31:00.075
3 -	27.749	36.927	131.8	23.351	105.1	1:28.027	97.33	3.494	15:32:28.102
4 -	26.857	36.368	133.1	24.362	103.5	1:27.587	97.82	3.054	15:33:55.689
5 -	26.685	38.118	132.1	24.215	104.8	1:29.018	96.25	4.485	15:35:24.707
6 -	27.572	36.196	132.1	23.771	102.7	1:27.539	97.87	3.006	15:36:52.246
7 -	27.429	36.358	130.8	22.605	105.0	1:26.392	99.17	1.859	15:38:18.638
8 -	26.512	35.960	133.6	23.386	106.0	1:25.858	99.79	1.325	15:39:44.496
9 -	26.379	36.112	135.2	22.421	105.0	1:24.912	100.90	0.379	15:41:09.408
10 -	26.381	35.798	132.1	22.354	105.1	1:24.533 (1)	101.35		15:42:33.941
11 -	26.281	36.054	133.4	22.571	106.0	1:24.906 (3)	100.91	0.373	15:43:58.847
12 -	26.829	35.825	134.2	22.763	106.6	1:25.417	100.30	0.884	15:45:24.264
13 -	26.109	36.066	133.4	22.424	105.0	1:24.599 (2)	101.27	0.066	15:46:48.863

Chichester Cup

OFFICIAL PRACTICE - RACE 9 - SECTOR ANALYSIS



SECTOR 1 = FL to I1, SECTOR 2 = I1 to I2, SECTOR 3 = I2 to FL, DIFF = Difference To Personal Best Lap, P = Crossed Finish Line in Pit Lane, D = Time Disallowed

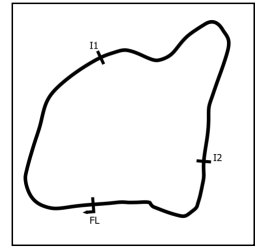
P4		194		Clive RICHARDS		Lotus-Ford 22 - 1962			
IDEAL LAP TIME : 1:24.515		BEST LAP TIME : 1:24.575		DIFFERENCE : 0.060					
LAP	SECTOR 1	SECTOR 2		SECTOR 3		LAP TIME	MPH	DIFF	TIME OF DAY
1 -		38.322	121.7	24.581	102.4				15:29:31.489
2 -	27.230	37.170	130.8	23.650	105.0	1:28.050	97.30	3.475	15:30:59.539
3 -	27.098	36.525	131.8	23.404	105.1	1:27.027	98.45	2.452	15:32:26.566
4 -	28.238	36.122	129.8	23.295	104.5	1:27.655	97.74	3.080	15:33:54.221
5 -	26.775	37.795	126.6	24.414	105.0	1:28.984	96.28	4.409	15:35:23.205
6 -	26.852	35.921	131.5	22.548	105.6	1:25.321	100.42	0.746	15:36:48.526
7 -	26.530	35.832	130.5	23.697	98.9	1:26.059	99.55	1.484	15:38:14.585
8 -	26.787	37.731	127.5	22.616	104.2	1:27.134	98.33	2.559	15:39:41.719
9 -	26.577	35.939	129.8	22.536	106.0	1:25.052 (3)	100.73	0.477	15:41:06.771
10 -	26.403	35.785	132.3	22.441	106.1	1:24.629 (2)	101.24	0.054	15:42:31.400
11 -	27.641	35.781	133.1	22.513	106.6	1:25.935	99.70	1.360	15:43:57.335
12 -	27.502	36.089	132.3	22.373	105.0	1:25.964	99.66	1.389	15:45:23.299
13 -	26.417	35.827	131.5	22.331	106.0	1:24.575 (1)	101.30		15:46:47.874

P5		4		Andrew HIBBERD		Lotus-Ford 22 - 1962			
IDEAL LAP TIME : 1:24.374		BEST LAP TIME : 1:24.762		DIFFERENCE : 0.388					
LAP	SECTOR 1	SECTOR 2		SECTOR 3		LAP TIME	MPH	DIFF	TIME OF DAY
1 -		38.645	125.9	24.556	101.0				15:29:30.429
2 -	27.666	37.218	127.5	23.646	102.9	1:28.530	96.78	3.768	15:30:58.959
3 -	27.166	36.506	128.8	22.739	103.8	1:26.411	99.15	1.649	15:32:25.370
4 -	26.659	36.166	131.5	22.676	103.0	1:25.501	100.20	0.739	15:33:50.871
5 -	28.173	38.673	126.6	23.499	102.9	1:30.345	94.83	5.583	15:35:21.216
6 -	26.766	36.586	128.0	22.818	103.2	1:26.170	99.43	1.408	15:36:47.386
7 -	26.896	35.991	129.0	22.474	103.7	1:25.361 (3)	100.37	0.599	15:38:12.747
8 -	27.386	37.621	128.8	22.637	102.6	1:27.644	97.75	2.882	15:39:40.391
9 -	26.636	35.775	129.0	22.418	103.5	1:24.829 (2)	101.00	0.067	15:41:05.220
10 -	26.476	35.758	130.8	22.528	105.0	1:24.762 (1)	101.08		15:42:29.982
11 -	26.401	36.242	129.0	23.176	102.2	1:25.819	99.83	1.057	15:43:55.801
12 -	26.787	35.555	128.5	23.089	102.7	1:25.431	100.29	0.669	15:45:21.232
13 -	26.851	35.835	129.0	22.785	102.9	1:25.471	100.24	0.709	15:46:46.703

P6		5		Alex BRUNDLE		Lotus-Ford 27 - 1963			
IDEAL LAP TIME :		BEST LAP TIME : 1:25.976		DIFFERENCE :					
LAP	SECTOR 1	SECTOR 2		SECTOR 3		LAP TIME	MPH	DIFF	TIME OF DAY
1 -									15:30:53.922
2 -						1:29.618	95.60	3.642	15:32:23.540
3 -						1:27.624	97.78	1.648	15:33:51.164
4 -						1:30.329	94.85	4.353	15:35:21.493
5 -						1:26.574 (3)	98.96	0.598	15:36:48.067
6 -						1:26.723	98.79	0.747	15:38:14.790
7 -						1:28.674	96.62	2.698	15:39:43.464
8 -						1:26.278 (2)	99.30	0.302	15:41:09.742
9 -						1:25.976 (1)	99.65		15:42:35.718
10 -						1:26.657	98.87	0.681	15:44:02.375
11 -						1:27.749	97.64	1.773	15:45:30.124
12 -						1:27.242	98.20	1.266	15:46:57.366

Chichester Cup

OFFICIAL PRACTICE - RACE 9 - SECTOR ANALYSIS



SECTOR 1 = FL to I1, SECTOR 2 = I1 to I2, SECTOR 3 = I2 to FL, DIFF = Difference To Personal Best Lap, P = Crossed Finish Line in Pit Lane, D = Time Disallowed

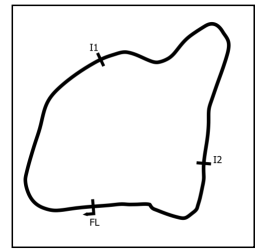
P7 29		Nick FENNELL				Lotus-Ford 27 - 1963			
IDEAL LAP TIME : 1:26.128		BEST LAP TIME : 1:26.191		DIFFERENCE : 0.063					
LAP	SECTOR 1	SECTOR 2		SECTOR 3		LAP TIME	MPH	DIFF	TIME OF DAY
1 -		39.912	129.0	24.741	103.4				15:29:39.458
2 -	28.036	37.575	129.3	23.636	104.2	1:29.247	96.00	3.056	15:31:08.705
3 -	27.149	36.702	130.0	23.786	103.7	1:27.637	97.76	1.446	15:32:36.342
4 -	27.102	36.511	130.0	23.044	104.8	1:26.657	98.87	0.466	15:34:02.999
5 -	27.018	36.676	130.5	23.638	105.0	1:27.332	98.10	1.141	15:35:30.331
6 -	27.176	37.532	130.0	23.869	106.5	1:28.577	96.72	2.386	15:36:58.908
7 -	27.852	36.378	131.8	23.325	105.6	1:27.555	97.85	1.364	15:38:26.463
8 -	27.361	36.374	131.8	23.392	106.3	1:27.127	98.33	0.936	15:39:53.590
9 -	26.896	36.462	130.5	23.032	105.1	1:26.390 (3)	99.17	0.199	15:41:19.980
10 -	27.042	36.617	129.8	23.076	104.5	1:26.735	98.78	0.544	15:42:46.715
11 -	26.940	36.393	130.3	22.858	104.5	1:26.191 (1)	99.40		15:44:12.906
12 -	26.916	36.398	130.5	22.899	105.1	1:26.213 (2)	99.38	0.022	15:45:39.119

P8 84		Mark WOODHOUSE				Lotus-Ford 20/22 - 1961			
IDEAL LAP TIME : 1:26.415		BEST LAP TIME : 1:26.415		DIFFERENCE : 0.000					
LAP	SECTOR 1	SECTOR 2		SECTOR 3		LAP TIME	MPH	DIFF	TIME OF DAY
1 -		41.100	124.2	25.524	101.3				15:29:44.473
2 -	28.326	38.185	127.3	24.148	100.9	1:30.659	94.50	4.244	15:31:15.132
3 -	28.250	37.822	129.0	24.189	101.5	1:30.261	94.92	3.846	15:32:45.393
4 -	27.681	37.109	128.3	23.850	101.0	1:28.640	96.66	2.225	15:34:14.033
5 -	27.925	37.152	128.0	24.383	100.6	1:29.460	95.77	3.045	15:35:43.493
6 -	27.558	37.167	130.0	24.158	102.2	1:28.883	96.39	2.468	15:37:12.376
7 -	27.220	37.172	130.5	23.987	102.7	1:28.379	96.94	1.964	15:38:40.755
8 -	27.187	36.929	130.5	23.800	101.0	1:27.916 (3)	97.45	1.501	15:40:08.671
9 -	27.155	37.939	121.5	25.318	97.6	1:30.412	94.76	3.997	15:41:39.083
10 -	27.476	36.845	130.3	23.823	100.3	1:28.144	97.20	1.729	15:43:07.227
11 -	26.973	37.005	129.5	23.662	100.9	1:27.640 (2)	97.76	1.225	15:44:34.867
12 -	26.833	36.445	130.5	23.137	102.7	1:26.415 (1)	99.14		15:46:01.282

P9 69		Stuart ROACH				Alexis-Ford Mk4 - 1962			
IDEAL LAP TIME : 1:26.631		BEST LAP TIME : 1:26.934		DIFFERENCE : 0.303					
LAP	SECTOR 1	SECTOR 2		SECTOR 3		LAP TIME	MPH	DIFF	TIME OF DAY
1 -		39.698	125.4	23.889	101.0				15:29:59.083
2 -	27.170	38.103	126.3	24.097	101.9	1:29.370	95.87	2.436	15:31:28.453
3 -	28.201	37.127	124.7	23.772	99.1	1:29.100	96.16	2.166	15:32:57.553
4 -	27.511	37.487	124.2	23.890	99.5	1:28.888	96.39	1.954	15:34:26.441
5 -	27.273	37.026	124.9	23.277	99.8	1:27.576	97.83	0.642	15:35:54.017
6 -	27.073	36.777	125.9	23.084	101.0	1:26.934 (1)	98.55		15:37:20.951
7 -	26.964	37.904	125.9	22.941	101.3	1:27.809	97.57	0.875	15:38:48.760
8 -	26.913	37.389	128.8	25.235	98.9	1:29.537	95.69	2.603	15:40:18.297
9 -	28.792	36.992	124.5	23.394	100.3	1:29.178	96.07	2.244	15:41:47.475
10 -	27.157	36.870	124.9	23.077	100.7	1:27.104 (2)	98.36	0.170	15:43:14.579
11 -	27.093	38.353	123.5	23.276	100.7	1:28.722	96.57	1.788	15:44:43.301
12 -	27.251	36.872	124.2	23.012	99.8	1:27.135 (3)	98.33	0.201	15:46:10.436

Chichester Cup

OFFICIAL PRACTICE - RACE 9 - SECTOR ANALYSIS



SECTOR 1 = FL to I1, SECTOR 2 = I1 to I2, SECTOR 3 = I2 to FL, DIFF = Difference To Personal Best Lap, P = Crossed Finish Line in Pit Lane, D = Time Disallowed

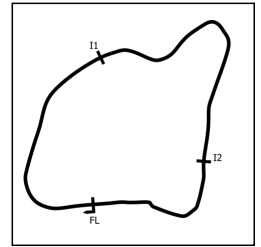
P10 50		Philipp BUHOFER				Lotus-Ford 27 - 1963			
IDEAL LAP TIME : 1:26.726		BEST LAP TIME : 1:26.942		DIFFERENCE : 0.216					
LAP	SECTOR 1	SECTOR 2		SECTOR 3		LAP TIME	MPH	DIFF	TIME OF DAY
1 -		37.942	124.9	23.967	100.1				15:29:34.762
2 -	27.162	37.447	125.4	23.252	101.0	1:27.861	97.51	0.919	15:31:02.623
3 -	27.180	37.283	126.3	23.211	101.5	1:27.674	97.72	0.732	15:32:30.297
4 -	27.022	37.142	125.9	23.741	101.5	1:27.905	97.46	0.963	15:33:58.202
5 -	28.441	36.933	124.7	24.020	102.1	1:29.394	95.84	2.452	15:35:27.596
6 -	27.631	38.478	128.3	25.015	102.1	1:31.124	94.02	4.182	15:36:58.720
7 -	27.580	36.974	118.7	24.247	101.8	1:28.801	96.48	1.859	15:38:27.521
8 -	27.278	36.901	125.9	23.311	101.6	1:27.490 (3)	97.93	0.548	15:39:55.011
9 -	27.313	36.679	128.3	23.248	102.7	1:27.240 (2)	98.21	0.298	15:41:22.251
10 -	27.298	38.122	125.6	23.057	102.1	1:28.477	96.83	1.535	15:42:50.728
11 -	27.708	37.159	124.9	24.286	100.7	1:29.153	96.10	2.211	15:44:19.881
12 -	27.236	36.647	124.5	23.059	101.3	1:26.942 (1)	98.54		15:45:46.823

P11 3		Marco WERNER				Lotus-Ford 22 - 1962			
IDEAL LAP TIME : 1:26.866		BEST LAP TIME : 1:27.029		DIFFERENCE : 0.163					
LAP	SECTOR 1	SECTOR 2		SECTOR 3		LAP TIME	MPH	DIFF	TIME OF DAY
1 -		39.962	123.5	24.699	99.8				15:29:57.692
2 -	27.958	39.427	125.4	23.994	100.0	1:31.379	93.76	4.350	15:31:29.071
3 -	29.290	38.075	124.5	23.534	99.7	1:30.899	94.25	3.870	15:32:59.970
4 -	27.452	37.178	124.9	23.324	99.7	1:27.954	97.41	0.925	15:34:27.924
5 -	27.271	36.980	125.4	23.033	100.4	1:27.284 (2)	98.16	0.255	15:35:55.208
6 -	27.114	36.792	126.1	23.123	99.7	1:27.029 (1)	98.44		15:37:22.237
7 -	27.110	39.037	109.8	25.896	99.5	1:32.043	93.08	5.014	15:38:54.280
8 -	27.372	36.870	124.9	23.111	99.8	1:27.353	98.08	0.324	15:40:21.633
9 -	28.882	38.936	107.2	25.339	99.5	1:33.157	91.97	6.128	15:41:54.790
10 -	27.375	36.962	124.5	22.964	100.1	1:27.301 (3)	98.14	0.272	15:43:22.091
11 -	27.202	36.866	124.7	23.379	99.1	1:27.447	97.97	0.418	15:44:49.538

P12 76		Tim CHILD				Lotus-Ford 22 - 1962			
IDEAL LAP TIME : 1:27.135		BEST LAP TIME : 1:27.145		DIFFERENCE : 0.010					
LAP	SECTOR 1	SECTOR 2		SECTOR 3		LAP TIME	MPH	DIFF	TIME OF DAY
1 -		40.156	126.3	25.461	101.0				15:29:38.854
2 -	29.022	38.037	128.5	24.390	101.8	1:31.449	93.69	4.304	15:31:10.303
3 -	27.699	37.509	127.8	23.994	102.1	1:29.202	96.05	2.057	15:32:39.505
4 -	27.422	37.024	127.5	23.816	101.9	1:28.262	97.07	1.117	15:34:07.767
5 -	27.600	37.272	127.0	23.581	102.7	1:28.453	96.86	1.308	15:35:36.220
6 -	27.572	40.331	127.8	24.196	100.4	1:32.099	93.03	4.954	15:37:08.319
7 -	27.487	37.795	127.0	23.802	101.9	1:29.084	96.17	1.939	15:38:37.403
8 -	27.506	36.925	128.8	23.629	103.2	1:28.060 (3)	97.29	0.915	15:40:05.463
9 -	29.463	38.684	124.5	24.151	102.6	1:32.298	92.82	5.153	15:41:37.761
10 -	27.380	37.344	127.3	23.416	102.6	1:28.140	97.20	0.995	15:43:05.901
11 -	27.050	36.790	127.5	23.305	102.7	1:27.145 (1)	98.31		15:44:33.046
12 -	27.139	36.780	128.0	23.383	103.4	1:27.302 (2)	98.14	0.157	15:46:00.348

Chichester Cup

OFFICIAL PRACTICE - RACE 9 - SECTOR ANALYSIS



SECTOR 1 = FL to I1, SECTOR 2 = I1 to I2, SECTOR 3 = I2 to FL, DIFF = Difference To Personal Best Lap, P = Crossed Finish Line in Pit Lane, D = Time Disallowed

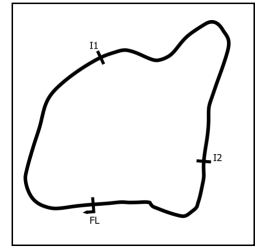
P13 180		Lee MOWLE		Lotus-Ford 22 - 1962					
IDEAL LAP TIME : 1:26.839		BEST LAP TIME : 1:27.220		DIFFERENCE : 0.381					
LAP	SECTOR 1	SECTOR 2		SECTOR 3		LAP TIME	MPH	DIFF	TIME OF DAY
1 -		40.810	126.8	26.287	102.6				15:29:48.504
2 -	29.621	38.360	128.5	24.037	101.8	1:32.018	93.11	4.798	15:31:20.522
3 -	28.244	37.791	131.3	23.661	104.8	1:29.696	95.52	2.476	15:32:50.218
4 -	27.912	37.317	130.3	25.598	97.1	1:30.827	94.33	3.607	15:34:21.045
5 -	28.148	37.503	128.3	23.859	102.6	1:29.510	95.72	2.290	15:35:50.555
6 -	27.832	37.531	128.3	23.159	103.5	1:28.522 (3)	96.78	1.302	15:37:19.077
7 -	27.667	37.593	128.5	23.513	102.9	1:28.773	96.51	1.553	15:38:47.850
8 -	27.438	37.556	129.5	25.635	103.5	1:30.629	94.53	3.409	15:40:18.479
9 -	29.130	37.327	129.8	23.270	104.3	1:29.727	95.48	2.507	15:41:48.206
10 -	27.276	36.800	130.0	23.144	104.2	1:27.220 (1)	98.23		15:43:15.426
11 -	26.895	37.841	124.9	23.836	105.0	1:28.572	96.73	1.352	15:44:43.998
12 -	27.150	37.208	129.3	23.657	102.9	1:28.015 (2)	97.34	0.795	15:46:12.013

P14 87		Stephane REY		Lola-Ford Mk5A - 1963					
IDEAL LAP TIME : 1:27.603		BEST LAP TIME : 1:27.625		DIFFERENCE : 0.022					
LAP	SECTOR 1	SECTOR 2		SECTOR 3		LAP TIME	MPH	DIFF	TIME OF DAY
1 -		45.491	101.6	27.724	100.0				15:30:24.636
2 -	29.126	41.741	118.3	27.132	97.3	1:37.999	87.42	10.374	15:32:02.635
3 -	28.372	37.863	126.6	24.503	101.2	1:30.738	94.42	3.113	15:33:33.373
4 -	27.624	37.813	125.9	24.347	102.1	1:29.784	95.42	2.159	15:35:03.157
5 -	27.465	37.910	126.3	24.039	101.0	1:29.414	95.82	1.789	15:36:32.571
6 -	27.936	37.764	125.6	24.192	100.9	1:29.892	95.31	2.267	15:38:02.463
7 -	27.470	37.469	127.3	23.752	101.8	1:28.691	96.60	1.066	15:39:31.154
8 -	27.047	37.410	127.3	23.508	101.0	1:27.965 (2)	97.40	0.340	15:40:59.119
9 -	27.365	37.694	128.5	23.509	103.0	1:28.568 (3)	96.73	0.943	15:42:27.687
10 -	27.844	37.379	120.9	23.742	100.3	1:28.965	96.30	1.340	15:43:56.652
11 -	29.571	37.238	128.5	23.703	101.6	1:30.512	94.66	2.887	15:45:27.164
12 -	26.992	37.103	127.8	23.530	102.4	1:27.625 (1)	97.78		15:46:54.789

P15 17		George DIFFEY		Lotus-Ford 20/22 - 1962					
IDEAL LAP TIME : 1:27.180		BEST LAP TIME : 1:27.627		DIFFERENCE : 0.447					
LAP	SECTOR 1	SECTOR 2		SECTOR 3		LAP TIME	MPH	DIFF	TIME OF DAY
1 -		42.046	123.3	26.029	95.8				15:29:53.894
2 -	28.776	39.911	116.1	28.065	86.9	1:36.752	88.55	9.125	15:31:30.646
3 -	29.359	40.174	98.9	26.501	98.1	1:36.034	89.21	8.407	15:33:06.680
4 -	28.891	39.624	119.6	24.863	102.7	1:33.378	91.75	5.751	15:34:40.058
5 -	28.510	37.758	127.8	23.935	102.1	1:30.203	94.98	2.576	15:36:10.261
6 -	27.288	37.574	128.0	23.069	101.3	1:27.931 (2)	97.44	0.304	15:37:38.192
7 -	27.608	37.230	127.5	23.365	101.3	1:28.203 (3)	97.13	0.576	15:39:06.395
8 -	27.456	36.823	128.0	23.348	101.5	1:27.627 (1)	97.77		15:40:34.022
9 -	29.937	38.385	125.2	23.680	101.2	1:32.002	93.12	4.375	15:42:06.024
10 -	28.811	38.841	126.6	23.718	100.1	1:31.370	93.77	3.743	15:43:37.394
11 -	27.731	37.185	125.4	24.108	101.0	1:29.024	96.24	1.397	15:45:06.418

Chichester Cup

OFFICIAL PRACTICE - RACE 9 - SECTOR ANALYSIS



SECTOR 1 = FL to I1, SECTOR 2 = I1 to I2, SECTOR 3 = I2 to FL, DIFF = Difference To Personal Best Lap, P = Crossed Finish Line in Pit Lane, D = Time Disallowed

P16 992		Roberto TONETTI				Brabham BT6 - 1963			
IDEAL LAP TIME : 1:27.951		BEST LAP TIME : 1:27.951				DIFFERENCE : 0.000			
LAP	SECTOR 1	SECTOR 2		SECTOR 3		LAP TIME	MPH	DIFF	TIME OF DAY
1 -		40.718	117.3	27.239	102.2				15:30:05.297
2 -	29.809	38.731	118.7	25.987	103.2	1:34.527	90.64	6.576	15:31:39.824
3 -	29.105	38.372	130.3	25.864	103.4	1:33.341	91.79	5.390	15:33:13.165
4 -	29.186	38.251	130.8	25.250	101.6	1:32.687	92.44	4.736	15:34:45.852
5 -	28.588	38.157	131.0	24.868	103.5	1:31.613	93.52	3.662	15:36:17.465
6 -	27.609	37.597	130.5	24.811	103.8	1:30.017	95.18	2.066	15:37:47.482
7 -	27.658	38.108	130.0	24.142	102.7	1:29.908	95.29	1.957	15:39:17.390
8 -	27.524	38.396	130.5	24.310	103.7	1:30.230	94.95	2.279	15:40:47.620
9 -	27.372	37.923	131.3	24.078	103.0	1:29.373	95.86	1.422	15:42:16.993
10 -	27.411	37.373	130.3	23.866	103.5	1:28.650 (2)	96.64	0.699	15:43:45.643
11 -	27.299	37.595	131.0	23.760	103.8	1:28.654 (3)	96.64	0.703	15:45:14.297
12 -	26.873	37.327	131.5	23.751	104.3	1:27.951 (1)	97.41		15:46:42.248

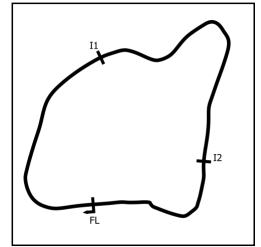
P17 99		Mark SHAW				Brabham-Ford BT6 - 1963			
IDEAL LAP TIME : 1:28.073		BEST LAP TIME : 1:28.211				DIFFERENCE : 0.138			
LAP	SECTOR 1	SECTOR 2		SECTOR 3		LAP TIME	MPH	DIFF	TIME OF DAY
1 -		40.245	124.7	26.048	103.7				15:29:51.472
2 -	28.090	37.946	129.0	33.699	60.5	1:39.735	85.90	11.524	15:31:31.207
3 -	31.795	38.550	127.8	23.941	103.0	1:34.286	90.87	6.075	15:33:05.493
4 -	27.834	38.685	127.3	23.622	102.2	1:30.141	95.05	1.930	15:34:35.634
5 -	27.458	37.555	127.5	23.442	101.5	1:28.455 (2)	96.86	0.244	15:36:04.089
6 -	27.740	37.678	127.5	23.538	101.2	1:28.956	96.31	0.745	15:37:33.045
7 -	27.525	37.257	125.9	23.875	101.6	1:28.657 (3)	96.64	0.446	15:39:01.702
8 -	27.937	39.825	118.1	26.494	100.0	1:34.256	90.90	6.045	15:40:35.958
9 -	28.804	39.377	113.3	IN PIT		2:40.767 P	53.29	1:12.556	15:43:16.725
10 -	OUTLAP	42.659	103.4	25.980	101.5	1:43.340	82.91	15.129	15:45:00.065
11 -	27.398	37.395	127.5	23.418	101.6	1:28.211 (1)	97.13		15:46:28.276

P18 122		Adrian RUSSELL				Lotus-Ford 22 - 1962			
IDEAL LAP TIME : 1:27.907		BEST LAP TIME : 1:28.391				DIFFERENCE : 0.484			
LAP	SECTOR 1	SECTOR 2		SECTOR 3		LAP TIME	MPH	DIFF	TIME OF DAY
1 -		40.536	124.0	25.611	102.9				15:29:47.974
2 -	28.998	37.627	127.5	24.641	103.0	1:31.266	93.87	2.875	15:31:19.240
3 -	27.957	37.675	127.0	24.410	103.7	1:30.042	95.15	1.651	15:32:49.282
4 -	28.123	37.169	127.0	IN PIT		3:34.233 P	39.99	2:05.842	15:36:23.515
5 -	OUTLAP	37.946	125.9	24.306	100.4	1:34.273	90.88	5.882	15:37:57.788
6 -	27.866	37.520	126.6	23.960	102.9	1:29.346	95.89	0.955	15:39:27.134
7 -	27.397	37.460	127.0	23.967	103.2	1:28.824 (2)	96.46	0.433	15:40:55.958
8 -	27.938	37.386	126.1	23.776	102.9	1:29.100	96.16	0.709	15:42:25.058
9 -	27.629	37.434	121.3	23.945	102.6	1:29.008 (3)	96.26	0.617	15:43:54.066
10 -	29.478	37.155	128.0	23.491	102.9	1:30.124	95.06	1.733	15:45:24.190
11 -	27.655	37.019	128.0	23.717	100.7	1:28.391 (1)	96.93		15:46:52.581

P19 36		Danny BAKER				Lotus-Ford 27 - 1963			
IDEAL LAP TIME : 1:28.309		BEST LAP TIME : 1:28.401				DIFFERENCE : 0.092			
LAP	SECTOR 1	SECTOR 2		SECTOR 3		LAP TIME	MPH	DIFF	TIME OF DAY
1 -		45.108	103.4	27.283	98.6				15:30:42.598
2 -	29.836	39.207	125.4	25.154	101.6	1:34.197	90.95	5.796	15:32:16.795
3 -	29.574	38.605	125.2	24.041	100.3	1:32.220	92.90	3.819	15:33:49.015
4 -	29.651	40.410	114.1	25.356	102.1	1:35.417	89.79	7.016	15:35:24.432
5 -	28.195	37.858	126.6	23.583	101.6	1:29.636 (3)	95.58	1.235	15:36:54.068
6 -	27.572	38.887	125.2	24.040	101.3	1:30.499	94.67	2.098	15:38:24.567
7 -	27.565	37.629	125.6	23.611	101.5	1:28.805 (2)	96.48	0.404	15:39:53.372
8 -	27.638	37.337	126.6	23.426	102.2	1:28.401 (1)	96.92		15:41:21.773
9 -	27.546	39.551	113.5	25.323	101.0	1:32.420	92.70	4.019	15:42:54.193
10 -	27.704	37.909	127.0	24.558	103.2	1:30.171	95.01	1.770	15:44:24.364
11 -	28.941	39.074	124.0	25.257	102.7	1:33.272	91.86	4.871	15:45:57.636

Chichester Cup

OFFICIAL PRACTICE - RACE 9 - SECTOR ANALYSIS



SECTOR 1 = FL to I1, SECTOR 2 = I1 to I2, SECTOR 3 = I2 to FL, DIFF = Difference To Personal Best Lap, P = Crossed Finish Line in Pit Lane, D = Time Disallowed

P20 61		Andrew BEAUMONT		Lotus-Ford 22 - 1962					
IDEAL LAP TIME : 1:29.144		BEST LAP TIME : 1:29.163		DIFFERENCE : 0.019					
LAP	SECTOR 1	SECTOR 2	SECTOR 3	LAP TIME	MPH	DIFF	TIME OF DAY		
1 -		42.632	109.8	26.936	101.3				15:29:52.583
2 -	28.920	40.844	126.1	25.848	101.8	1:35.612	89.61	6.449	15:31:28.195
3 -	30.911	39.214	125.2	25.645	101.9	1:35.770	89.46	6.607	15:33:03.965
4 -	28.662	39.964	128.8	24.498	102.1	1:33.124	92.00	3.961	15:34:37.089
5 -	28.232	38.677	127.3	24.596	101.9	1:31.505	93.63	2.342	15:36:08.594
6 -	28.199	38.384	122.4	24.930	100.9	1:31.513	93.62	2.350	15:37:40.107
7 -	28.433	38.707	127.0	24.563	101.6	1:31.703	93.43	2.540	15:39:11.810
8 -	28.220	38.454	127.3	24.132	101.6	1:30.806 (3)	94.35	1.643	15:40:42.616
9 -	27.832	39.600	121.3	24.950	101.6	1:32.382	92.74	3.219	15:42:14.998
10 -	28.067	39.092	124.2	24.381	102.2	1:31.540	93.59	2.377	15:43:46.538
11 -	27.732	38.306	127.3	24.403	101.0	1:30.441 (2)	94.73	1.278	15:45:16.979
12 -	27.751	37.441	127.5	23.971	102.4	1:29.163 (1)	96.09		15:46:46.142

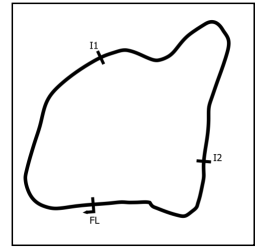
P21 55		Robin LONGDON		Lola-Ford Mk5A - 1963					
IDEAL LAP TIME : 1:29.759		BEST LAP TIME : 1:30.131		DIFFERENCE : 0.372					
LAP	SECTOR 1	SECTOR 2	SECTOR 3	LAP TIME	MPH	DIFF	TIME OF DAY		
1 -		43.709	110.0	28.694	96.1				15:30:26.386
2 -	28.688	41.191	114.9	27.786	98.8	1:37.665	87.72	7.534	15:32:04.051
3 -	29.100	39.699	127.3	25.370	99.2	1:34.169	90.98	4.038	15:33:38.220
4 -	28.309	38.071	126.8	24.186	100.7	1:30.566 (3)	94.60	0.435	15:35:08.786
5 -	27.777	37.897	129.3	24.561	101.2	1:30.235 (2)	94.95	0.104	15:36:39.021
6 -	28.046	38.658	129.8	24.953	100.3	1:31.657	93.47	1.526	15:38:10.678
7 -	29.178	39.537	116.3	25.003	102.6	1:33.718	91.42	3.587	15:39:44.396
8 -	27.809	38.237	129.5	24.085	101.2	1:30.131 (1)	95.06		15:41:14.527
9 -	28.040	44.960	124.2	24.904	100.6	1:37.904	87.51	7.773	15:42:52.431
10 -	28.695	38.019	130.3	24.931	102.4	1:31.645	93.49	1.514	15:44:24.076
11 -	28.783	39.409	126.3	25.216	100.7	1:33.408	91.72	3.277	15:45:57.484

P22 80		Serge KRIKNOFF		Lotus-Ford 22 - 1963					
IDEAL LAP TIME : 1:30.224		BEST LAP TIME : 1:30.359		DIFFERENCE : 0.135					
LAP	SECTOR 1	SECTOR 2	SECTOR 3	LAP TIME	MPH	DIFF	TIME OF DAY		
1 -		43.679	116.7	26.844	100.6				15:30:03.308
2 -	30.383	40.016	119.4	26.748	100.6	1:37.147	88.19	6.788	15:31:40.455
3 -	29.775	38.782	124.9	25.283	102.2	1:33.840	91.30	3.481	15:33:14.295
4 -	29.766	38.774	126.3	24.674	100.4	1:33.214	91.91	2.855	15:34:47.509
5 -	29.103	38.830	126.1	24.472	102.6	1:32.405	92.72	2.046	15:36:19.914
6 -	28.817	38.630	125.9	24.524	101.0	1:31.971	93.15	1.612	15:37:51.885
7 -	28.540	38.120	127.3	24.115	101.2	1:30.775 (2)	94.38	0.416	15:39:22.660
8 -	29.293	38.447	124.9	24.714	100.0	1:32.454	92.67	2.095	15:40:55.114
9 -	29.504	38.234	126.8	24.314	101.5	1:32.052	93.07	1.693	15:42:27.166
10 -	29.143	38.109	127.8	24.171	101.2	1:31.423	93.71	1.064	15:43:58.589
11 -	29.198	37.782	127.5	24.106	102.2	1:31.086 (3)	94.06	0.727	15:45:29.675
12 -	28.371	37.917	125.4	24.071	101.0	1:30.359 (1)	94.82		15:47:00.034

P23 2		Geoff UNDERWOOD		Brabham BT2 - 1962					
IDEAL LAP TIME : 1:31.434		BEST LAP TIME : 1:31.460		DIFFERENCE : 0.026					
LAP	SECTOR 1	SECTOR 2	SECTOR 3	LAP TIME	MPH	DIFF	TIME OF DAY		
1 -		43.802	112.5	26.251	96.8				15:30:18.650
2 -	32.584	41.121	123.5	25.232	100.4	1:38.937	86.60	7.477	15:31:57.587
3 -	29.773	38.728	123.1	25.146	100.7	1:33.647	91.49	2.187	15:33:31.234
4 -	28.753	38.602	122.6	26.071	100.1	1:33.426	91.70	1.966	15:35:04.660
5 -	29.152	38.446	124.5	25.336	99.4	1:32.934 (2)	92.19	1.474	15:36:37.594
6 -	29.130	38.857	122.9	25.931	100.0	1:33.918	91.22	2.458	15:38:11.512
7 -	29.952	38.926	124.7	25.300	101.3	1:34.178	90.97	2.718	15:39:45.690
8 -	28.295	38.315	125.4	24.850	101.6	1:31.460 (1)	93.68		15:41:17.150
9 -	28.535	39.696	124.0	25.011	99.8	1:33.242	91.88	1.782	15:42:50.392
10 -	29.635	38.720	124.7	24.824	98.8	1:33.179 (3)	91.95	1.719	15:44:23.571
11 -	30.535	39.210	124.2	24.950	102.6	1:34.695	90.47	3.235	15:45:58.266

Chichester Cup

OFFICIAL PRACTICE - RACE 9 - SECTOR ANALYSIS



SECTOR 1 = FL to I1, SECTOR 2 = I1 to I2, SECTOR 3 = I2 to FL, DIFF = Difference To Personal Best Lap, P = Crossed Finish Line in Pit Lane, D = Time Disallowed

P24 73		Peter ANSTISS		Lotus-Ford 20/22 - 1961					
IDEAL LAP TIME : 1:32.123		BEST LAP TIME : 1:32.555		DIFFERENCE : 0.432					
LAP	SECTOR 1	SECTOR 2		SECTOR 3		LAP TIME	MPH	DIFF	TIME OF DAY
1 -		42.093	121.1	26.931	96.9				15:29:47.546
2 -	32.385	40.273	121.3	26.183	95.8	1:38.841	86.68	6.286	15:31:26.387
3 -	32.117	39.675	121.1	26.443	99.1	1:38.235	87.21	5.680	15:33:04.622
4 -	30.616	39.472	122.6	24.968	99.7	1:35.056	90.13	2.501	15:34:39.678
5 -	30.272	39.463	123.1	24.767	99.1	1:34.502	90.66	1.947	15:36:14.180
6 -	29.867	39.454	122.2	24.864	99.4	1:34.185	90.96	1.630	15:37:48.365
7 -	29.670	38.489	123.5	24.879	99.1	1:33.038 (3)	92.09	0.483	15:39:21.403
8 -	30.865	39.915	122.0	24.922	99.5	1:35.702	89.52	3.147	15:40:57.105
9 -	29.574	38.660	123.5	24.536	97.2	1:32.770 (2)	92.35	0.215	15:42:29.875
10 -	30.329	38.507	124.5	24.778	99.4	1:33.614	91.52	1.059	15:44:03.489
11 -	29.098	38.790	120.9	24.667	99.7	1:32.555 (1)	92.57		15:45:36.044
12 -	32.816	39.795	120.6	25.457	97.9	1:38.068	87.36	5.513	15:47:14.112

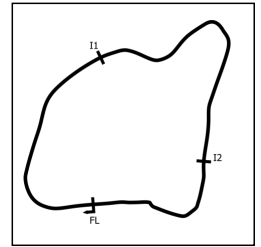
P25 67		Anthony BINNINGTON		Cooper-Ford T67 - 1963					
IDEAL LAP TIME : 1:32.107		BEST LAP TIME : 1:32.918		DIFFERENCE : 0.811					
LAP	SECTOR 1	SECTOR 2		SECTOR 3		LAP TIME	MPH	DIFF	TIME OF DAY
1 -		45.539	98.2	29.230	89.0				15:30:21.287
2 -	32.114	42.702	119.1	27.749	93.3	1:42.565	83.53	9.647	15:32:03.852
3 -	30.881	39.124	120.6	25.785	97.5	1:35.790	89.44	2.872	15:33:39.642
4 -	28.657	50.473	115.7	25.590	96.2	1:44.720	81.81	11.802	15:35:24.362
5 -	30.035	38.814	120.2	25.279	97.8	1:34.128	91.02	1.210	15:36:58.490
6 -	29.579	38.489	121.3	25.314	95.8	1:33.382	91.75	0.464	15:38:31.872
7 -	29.564	38.392	122.0	25.058	96.8	1:33.014 (2)	92.11	0.096	15:40:04.886
8 -	29.825	38.860	120.4	25.359	96.8	1:34.044	91.10	1.126	15:41:38.930
9 -	29.170	38.769	121.1	25.167	96.8	1:33.106 (3)	92.02	0.188	15:43:12.036
10 -	28.990	39.297	116.5	26.527	92.1	1:34.814	90.36	1.896	15:44:46.850
11 -	29.017	38.392	121.1	25.509	93.8	1:32.918 (1)	92.21		15:46:19.768

P26 66		Petter HUSE		Focus MkIV - 1962					
IDEAL LAP TIME : 1:33.672		BEST LAP TIME : 1:33.672		DIFFERENCE : 0.000					
LAP	SECTOR 1	SECTOR 2		SECTOR 3		LAP TIME	MPH	DIFF	TIME OF DAY
1 -		44.389	98.5	29.006	94.2				15:30:21.552
2 -	31.488	42.216	119.6	27.219	96.1	1:40.923	84.89	7.251	15:32:02.475
3 -	30.345	40.489	116.5	25.775	97.6	1:36.609	88.68	2.937	15:33:39.084
4 -	29.562	41.367	118.7	25.885	96.9	1:36.814	88.49	3.142	15:35:15.898
5 -	29.618	40.325	119.4	25.727	96.6	1:35.670 (3)	89.55	1.998	15:36:51.568
6 -	29.325	39.889	119.1	25.007	97.5	1:34.221 (2)	90.93	0.549	15:38:25.789
7 -	29.175	39.528	121.1	24.969	88.6	1:33.672 (1)	91.46		15:39:59.461

P27 27		Chris LOCKE		Lotus-Ford 27 - 1963					
IDEAL LAP TIME :		BEST LAP TIME : 1:33.690		DIFFERENCE :					
LAP	SECTOR 1	SECTOR 2		SECTOR 3		LAP TIME	MPH	DIFF	TIME OF DAY
1 -				IN PIT			P		15:30:35.304
2 -	OUTLAP					1:41.150	84.70	7.460	15:32:16.454
3 -						1:40.604	85.16	6.914	15:33:57.058
4 -						1:36.352	88.92	2.662	15:35:33.410
5 -						1:34.890	90.29	1.200	15:37:08.300
6 -						1:35.196	90.00	1.506	15:38:43.496
7 -						1:36.194	89.07	2.504	15:40:19.690
8 -						1:36.517	88.77	2.827	15:41:56.207
9 -						1:33.763 (2)	91.37	0.073	15:43:29.970
10 -						1:33.690 (1)	91.45		15:45:03.660
11 -						1:33.819 (3)	91.32	0.129	15:46:37.479

Chichester Cup

OFFICIAL PRACTICE - RACE 9 - SECTOR ANALYSIS



SECTOR 1 = FL to I1, SECTOR 2 = I1 to I2, SECTOR 3 = I2 to FL, DIFF = Difference To Personal Best Lap, P = Crossed Finish Line in Pit Lane, D = Time Disallowed

P28 72		Peter LAIER		Brabham BT2 - 1962					
IDEAL LAP TIME : 1:33.793		BEST LAP TIME : 1:34.307		DIFFERENCE : 0.514					
LAP	SECTOR 1	SECTOR 2	SECTOR 3	LAP TIME	MPH	DIFF	TIME OF DAY		
1 -		46.154	116.7	30.060	90.6				15:30:15.714
2 -	34.722	43.915	118.5	28.378	92.0	1:47.015	80.06	12.708	15:32:02.729
3 -	32.652	40.948	122.9	26.508	95.0	1:40.108	85.58	5.801	15:33:42.837
4 -	30.524	41.498	121.7	26.780	92.9	1:38.802	86.71	4.495	15:35:21.639
5 -	32.538	42.037	121.1	26.529	94.7	1:41.104	84.74	6.797	15:37:02.743
6 -	30.832	41.433	121.5	26.072	94.6	1:38.337	87.12	4.030	15:38:41.080
7 -	30.057	42.679	117.5	27.016	93.4	1:39.752	85.89	5.445	15:40:20.832
8 -	30.496	39.827	123.5	26.412	95.5	1:36.735	88.57	2.428	15:41:57.567
9 -	29.126	39.879	123.1	25.661	93.5	1:34.666 (2)	90.50	0.359	15:43:32.233
10 -	29.200	39.905	122.0	25.202	93.2	1:34.307 (1)	90.85		15:45:06.540
11 -	29.599	39.465	122.6	26.086	93.7	1:35.150 (3)	90.04	0.843	15:46:41.690

P29 993		Piero Enrico TONETTI		De Tomaso-Ford - 1963					
IDEAL LAP TIME : 1:35.020		BEST LAP TIME : 1:35.649		DIFFERENCE : 0.629					
LAP	SECTOR 1	SECTOR 2	SECTOR 3	LAP TIME	MPH	DIFF	TIME OF DAY		
1 -		40.435	119.6	26.467	98.2				15:29:51.315
2 -	29.787	39.655	124.5	26.286	97.8	1:35.728 (2)	89.50	0.079	15:31:27.043
3 -	29.949	40.098	125.4	25.602	96.6	1:35.649 (1)	89.57		15:33:02.692

P30 126		Peter STRAUSS		Brabham-Ford BT6 - 1963					
IDEAL LAP TIME : 1:37.594		BEST LAP TIME : 1:37.920		DIFFERENCE : 0.326					
LAP	SECTOR 1	SECTOR 2	SECTOR 3	LAP TIME	MPH	DIFF	TIME OF DAY		
1 -		45.890	106.0	29.651	93.9				15:30:16.465
2 -	34.829	44.132	106.0	30.301	94.1	1:49.262	78.41	11.342	15:32:05.727
3 -	32.606	41.819	116.9	27.651	96.8	1:42.076	83.93	4.156	15:33:47.803
4 -	33.692	41.891	115.7	27.213	94.7	1:42.796	83.34	4.876	15:35:30.599
5 -	32.740	43.113	115.7	27.721	95.0	1:43.574 D	82.72	5.654	15:37:14.173
6 -	32.386	42.196	107.0	27.303	96.1	1:41.885	84.09	3.965	15:38:56.058
7 -	32.107	41.159	112.2	27.789	96.8	1:41.055	84.78	3.135	15:40:37.113
8 -	31.711	41.089	118.7	26.840	96.9	1:39.640 (3)	85.98	1.720	15:42:16.753
9 -	31.960	41.293	117.9	25.721	99.4	1:38.974 (2)	86.56	1.054	15:43:55.727
10 -	32.037	40.169	121.5	25.714	97.6	1:37.920 (1)	87.50		15:45:33.647

Chichester Cup

OFFICIAL PRACTICE - RACE 9 - BEST SECTORS

SECTOR 1			SECTOR 2			SECTOR 3			IDEAL / BEST COMPARISON						
POS	NO	NAME	TIME	NO	NAME	TIME	NO	NAME	TIME	POS	NO	NAME	IDEAL	BEST	DIFF
													PERFECT LAP	1:23.403	
1	68	FITZ-SIMON	26.106	68	FITZ-SIMON	35.148	53	WILSON	22.149	1	68	FITZ-SIMON	1:23.616	1:23.616	0.000
2	175	GOODWIN	26.109	53	WILSON	35.460	194	RICHARDS	22.331	2	53	WILSON	1:23.763	1:23.763	0.000
3	53	WILSON	26.154	4	HIBBERD	35.555	175	GOODWIN	22.354	3	175	GOODWIN	1:24.261	1:24.533	0.272
4	4	HIBBERD	26.401	194	RICHARDS	35.781	68	FITZ-SIMON	22.362	4	4	HIBBERD	1:24.374	1:24.762	0.388
5	194	RICHARDS	26.403	175	GOODWIN	35.798	4	HIBBERD	22.418	5	194	RICHARDS	1:24.515	1:24.575	0.060
6	84	WOODHOUSE	26.833	29	FENNELL	36.374	29	FENNELL	22.858	6	29	FENNELL	1:26.128	1:26.191	0.063
7	992	TONETTI	26.873	84	WOODHOUSE	36.445	69	ROACH	22.941	7	84	WOODHOUSE	1:26.415	1:26.415	0.000
8	180	MOWLE	26.895	50	BUHOFER	36.647	3	WERNER	22.964	8	69	ROACH	1:26.631	1:26.934	0.303
9	29	FENNELL	26.896	69	ROACH	36.777	50	BUHOFER	23.057	9	50	BUHOFER	1:26.726	1:26.942	0.216
10	69	ROACH	26.913	76	CHILD	36.780	17	DIFFEY	23.069	10	180	MOWLE	1:26.839	1:27.220	0.381
11	87	REY	26.992	3	WERNER	36.792	84	WOODHOUSE	23.137	11	3	WERNER	1:26.866	1:27.029	0.163
12	50	BUHOFER	27.022	180	MOWLE	36.800	180	MOWLE	23.144	12	76	CHILD	1:27.135	1:27.145	0.010
13	76	CHILD	27.050	17	DIFFEY	36.823	76	CHILD	23.305	13	17	DIFFEY	1:27.180	1:27.627	0.447
14	3	WERNER	27.110	122	RUSSELL	37.019	99	SHAW	23.418	14	87	REY	1:27.603	1:27.625	0.022
15	17	DIFFEY	27.288	87	REY	37.103	36	BAKER	23.426	15	122	RUSSELL	1:27.907	1:28.391	0.484
16	122	RUSSELL	27.397	99	SHAW	37.257	122	RUSSELL	23.491	16	992	TONETTI	1:27.951	1:27.951	0.000
17	99	SHAW	27.398	992	TONETTI	37.327	87	REY	23.508	17	99	SHAW	1:28.073	1:28.211	0.138
18	36	BAKER	27.546	36	BAKER	37.337	992	TONETTI	23.751	18	36	BAKER	1:28.309	1:28.401	0.092
19	61	BEAUMONT	27.732	61	BEAUMONT	37.441	61	BEAUMONT	23.971	19	61	BEAUMONT	1:29.144	1:29.163	0.019
20	55	LONGDON	27.777	80	KRIKNOFF	37.782	80	KRIKNOFF	24.071	20	55	LONGDON	1:29.759	1:30.131	0.372
21	2	UNDERWOOD	28.295	55	LONGDON	37.897	55	LONGDON	24.085	21	80	KRIKNOFF	1:30.224	1:30.359	0.135
22	80	KRIKNOFF	28.371	2	UNDERWOOD	38.315	73	ANSTISS	24.536	22	2	UNDERWOOD	1:31.434	1:31.460	0.026
23	67	BINNINGTON	28.657	67	BINNINGTON	38.392	2	UNDERWOOD	24.824	23	67	BINNINGTON	1:32.107	1:32.918	0.811
24	73	ANSTISS	29.098	73	ANSTISS	38.489	66	HUSE	24.969	24	73	ANSTISS	1:32.123	1:32.555	0.432
25	72	LAIER	29.126	72	LAIER	39.465	67	BINNINGTON	25.058	25	66	HUSE	1:33.672	1:33.672	0.000
26	66	HUSE	29.175	66	HUSE	39.528	72	LAIER	25.202	26	72	LAIER	1:33.793	1:34.307	0.514
27	993	TONETTI	29.763	993	TONETTI	39.655	993	TONETTI	25.602	27	993	TONETTI	1:35.020	1:35.649	0.629
28	126	STRAUSS	31.711	126	STRAUSS	40.169	126	STRAUSS	25.714	28	126	STRAUSS	1:37.594	1:37.920	0.326
29										29	27	LOCKE		1:33.690	
30										30	5	BRUNDLE		1:25.976	

Chichester Cup

OFFICIAL PRACTICE - RACE 9 - BEST SPEEDS

POS	INTERMEDIATE 1			INTERMEDIATE 2			FINISH LINE		
	NO	NAME	MPH	NO	NAME	MPH	NO	NAME	MPH
1				175	GOODWIN	135.2	53	WILSON	107.5
2				68	FITZ-SIMON	134.2	175	GOODWIN	106.6
3				53	WILSON	133.6	194	RICHARDS	106.6
4				194	RICHARDS	133.1	29	FENNELL	106.5
5				29	FENNELL	131.8	68	FITZ-SIMON	106.3
6				4	HIBBERD	131.5	4	HIBBERD	105.0
7				992	TONETTI	131.5	180	MOWLE	105.0
8				180	MOWLE	131.3	992	TONETTI	104.3
9				84	WOODHOUSE	130.5	99	SHAW	103.7
10				55	LONGDON	130.3	122	RUSSELL	103.7
11				99	SHAW	129.0	76	CHILD	103.4
12				69	ROACH	128.8	36	BAKER	103.2
13				76	CHILD	128.8	87	REY	103.0
14				61	BEAUMONT	128.8	84	WOODHOUSE	102.7
15				87	REY	128.5	50	BUHOFER	102.7
16				50	BUHOFER	128.3	17	DIFFEY	102.7
17				17	DIFFEY	128.0	55	LONGDON	102.6
18				122	RUSSELL	128.0	80	KRIKNOFF	102.6
19				80	KRIKNOFF	127.8	2	UNDERWOOD	102.6
20				36	BAKER	127.0	61	BEAUMONT	102.4
21				3	WERNER	126.1	69	ROACH	101.9
22				2	UNDERWOOD	125.4	3	WERNER	100.4
23				993	TONETTI	125.4	73	ANSTISS	99.7
24				73	ANSTISS	124.5	126	STRAUSS	99.4
25				72	LAIER	123.5	993	TONETTI	98.2
26				67	BINNINGTON	122.0	67	BINNINGTON	97.8
27				126	STRAUSS	121.5	66	HUSE	97.6
28				66	HUSE	121.1	72	LAIER	95.5
29									
30									

Chichester Cup

OFFICIAL PRACTICE - RACE 9 - STATISTICS

Competitors Started 30
Planned Start 2023-09-08 @ 14:55:00.000
Actual Start 2023-09-08 @ 15:27:39.221
Finish Time 2023-09-08 @ 15:45:55.805
Track Length 2.3800mi.
Total Laps 338
Total Distance Covered 804.4402mi.

Session Fastest Lap History

NO	NAME	LAP TIME	TIME OF DAY	LAP	VEHICLE
4	Andrew HIBBERD	1:28.530	15:30:58.972	2	Lotus-Ford 22
68	Horatio FITZ-SIMON	1:28.371	15:30:59.192	2	Lotus-Ford 22
194	Clive RICHARDS	1:28.050	15:30:59.561	2	Lotus-Ford 22
175	Chris GOODWIN	1:27.681	15:31:00.091	2	Lotus-Ford 22
53	Sam WILSON	1:26.511	15:31:23.014	2	Lotus-Ford 20/22
4	Andrew HIBBERD	1:26.411	15:32:25.383	3	Lotus-Ford 22
53	Sam WILSON	1:26.395	15:32:49.400	3	Lotus-Ford 20/22
4	Andrew HIBBERD	1:25.501	15:33:50.884	4	Lotus-Ford 22
68	Horatio FITZ-SIMON	1:25.134	15:33:51.486	4	Lotus-Ford 22
53	Sam WILSON	1:25.090	15:34:14.503	4	Lotus-Ford 20/22
53	Sam WILSON	1:24.976	15:35:39.474	5	Lotus-Ford 20/22
68	Horatio FITZ-SIMON	1:24.774	15:38:14.421	7	Lotus-Ford 22
68	Horatio FITZ-SIMON	1:23.616	15:41:06.595	9	Lotus-Ford 22

Flag History

TYPE	TIME OF DAY
GREEN	15:27:39.221
FINISH	15:45:55.805

Flag Statistics

TYPE	COUNT	TOTAL LAPS	TOTAL TIME
Green	1	13	20:51.424
Red	0	0	0.000
Safety Car	0	0	0.000
FCY	0	0	0.000



Chichester Cup

RACE 9 - GRID (25 minutes)

ROW 12	29	1:35.649	993 Piero Enrico TONETTI	30	1:37.920	126 Peter STRAUSS
ROW 11	26	1:33.672	66 Petter HUSE	27	1:33.690	27 Chris LOCKE
	28	1:34.307	72 Peter LAIER			
ROW 10	24	1:32.555	73 Peter ANSTISS	25	1:32.918	67 Anthony BINNINGTON
ROW 9	21	1:30.131	55 Robin LONGDON	22	1:30.359	80 Serge KRIKNOFF
	23	1:31.460	2 Geoff UNDERWOOD			
ROW 8	19	1:28.401	36 Danny BAKER	20	1:29.163	61 Andrew BEAUMONT
ROW 7	16	1:27.951	992 Roberto TONETTI	17	1:28.211	99 Mark SHAW
	18	1:28.391	122 Adrian RUSSELL			
ROW 6	14	1:27.625	87 Stephane REY	15	1:27.627	17 George DIFFEY
ROW 5	11	1:27.029	3 Marco WERNER	12	1:27.145	76 Tim CHILD
	13	1:27.220	180 Lee MOWLE			
ROW 4	9	1:26.934	69 Stuart ROACH	10	1:26.942	50 Philipp BUHOFER
ROW 3	6	1:25.976	5 Alex BRUNDLE	7	1:26.191	29 Nick FENNELL
	8	1:26.415	84 Mark WOODHOUSE			
ROW 2	4	1:24.575	194 Clive RICHARDS	5	1:24.762	4 Andrew HIBBERD
ROW 1	1	1:23.616	68 Horatio FITZ-SIMON	2	1:23.763	53 Sam WILSON
	3	1:24.533	175 Chris GOODWIN			
			Pole			

Goodwood: 2.3800 miles

These results are provisional until the conclusion of any judicial and technical matters.

Clerk Of Course : David Cartwright

Stewards :

Timekeeper : Sarah Evans



Chichester Cup

RACE 9 - CLASSIFICATION

POS	NO	NAME	ENTRY	LAPS	TIME	GAP	DIFF	MPH	BEST	ON
1	68	Horatio FITZ-SIMON	Lotus-Ford 22 - 1962	18	28:40.292			89.64	1:23.773	8
2	53	Sam WILSON	Lotus-Ford 20/22 - 1962	18	28:40.470	0.178	0.178	89.64	1:23.279	18
3	194	Clive RICHARDS	Lotus-Ford 22 - 1962	18	28:53.362	13.070	12.892	88.97	1:24.340	7
4	5	Alex BRUNDLE	Lotus-Ford 27 - 1963	18	28:55.570	15.278	2.208	88.86	1:24.848	8
5	4	Andrew HIBBERD	Lotus-Ford 22 - 1962	18	29:05.167	24.875	9.597	88.37	1:23.985	10
6	29	Nick FENNELL	Lotus-Ford 27 - 1963	18	29:15.836	35.544	10.669	87.83	1:25.631	7
7	84	Mark WOODHOUSE	Lotus-Ford 20/22 - 1961	18	29:24.678	44.386	8.842	87.39	1:26.953	17
8	50	Philipp BUHOFER	Lotus-Ford 27 - 1963	18	29:25.426	45.134	0.748	87.35	1:26.392	17
9	76	Tim CHILD	Lotus-Ford 22 - 1962	18	29:25.708	45.416	0.282	87.34	1:26.094	17
10	992	Roberto TONETTI	Brabham BT6 - 1963	18	29:31.781	51.489	6.073	87.04	1:26.351	10
11	3	Marco WERNER	Lotus-Ford 22 - 1962	18	29:32.069	51.777	0.288	87.03	1:26.642	9
12	122	Adrian RUSSELL	Lotus-Ford 22 - 1962	18	29:34.231	53.939	2.162	86.92	1:26.933	11
13	180	Lee MOWLE	Lotus-Ford 22 - 1962	18	29:37.153	56.861	2.922	86.78	1:26.559	12
14	36	Danny BAKER	Lotus-Ford 27 - 1963	18	29:43.833	1:03.541	6.680	86.45	1:27.238	14
15	87	Stephane REY	Lola-Ford Mk5A - 1963	18	29:53.706	1:13.414	9.873	85.98	1:27.299	18
16	17	George DIFFEY	Lotus-Ford 20/22 - 1962	18	29:54.335	1:14.043	0.629	85.95	1:26.292	11
17	99	Mark SHAW	Brabham-Ford BT6 - 1963	18	29:57.624	1:17.332	3.289	85.79	1:27.098	15
18	55	Robin LONGDON	Lola-Ford Mk5A - 1963	18	29:57.987	1:17.695	0.363	85.77	1:27.694	15
19	2	Geoff UNDERWOOD	Brabham BT2 - 1962	18	30:03.424	1:23.132	5.437	85.51	1:28.631	14
20	80	Serge KRIKNOFF	Lotus-Ford 22 - 1963	18	30:04.236	1:23.944	0.812	85.47	1:28.854	14
21	61	Andrew BEAUMONT	Lotus-Ford 22 - 1962	18	30:10.424	1:30.132	6.188	85.18	1:29.282	14
22	66	Petter HUSE	Focus MkIV - 1962	17	29:21.852	1 Lap	1 Lap	82.67	1:32.546	11
23	73	Peter ANSTISS	Lotus-Ford 20/22 - 1961	17	29:24.949	1 Lap	3.097	82.52	1:32.459	7
24	27	Chris LOCKE	Lotus-Ford 27 - 1963	17	29:39.805	1 Lap	14.856	81.83	1:31.457	17
25	126	Peter STRAUSS	Brabham-Ford BT6 - 1963	17	30:10.465	1 Lap	30.660	80.45	1:35.691	14

NOT CLASSIFIED

DNF	67	Anthony BINNINGTON	Cooper-Ford T67 - 1963	14	24:31.284	4 Laps	3 Laps	81.52	1:30.801	11
DNF	69	Stuart ROACH	Alexis-Ford Mk4 - 1962	13	22:44.757	5 Laps	1 Lap	81.61	1:26.506	7
DNF	175	Chris GOODWIN	Lotus-Ford 22 - 1962	8	14:42.471	10 Laps	5 Laps	77.67	1:25.499	7
DNF	993	Piero Enrico TONETTI	De Tomaso-Ford - 1963	6	12:08.850	12 Laps	2 Laps	70.53	1:32.377	6
DNF	72	Peter LAIER	Brabham BT2 - 1962	0						

FASTEST LAP

53	Sam WILSON	Lotus-Ford 20/22 - 1962	18	1:23.279	102.88 mph	165.57 kph
----	------------	-------------------------	----	----------	------------	------------

Race Distance: 18 Laps / 42.84 miles

Goodwood: 2.3800 miles

Date: 10/09/2023 Start: 09:30 Finish: 09:59

Weather / Track : Sunny / Dry

These results are provisional until the conclusion of any judicial and technical matters.

Clerk Of Course : David Cartwright

Stewards :

Timekeeper : Sarah Evans

Chichester Cup

RACE 9 - LAP CHART

LAP 1 @ 09:32:01.561			LAP 2 @ 09:33:38.034			LAP 3 @ 09:36:01.616			LAP 4 @ 09:38:24.425			LAP 5 @ 09:40:53.540		
NO	BEHIND	LAP TIME	NO	BEHIND	LAP TIME	NO	BEHIND	LAP TIME	NO	BEHIND	LAP TIME	NO	BEHIND	LAP TIME
68		1:31.246	68		1:36.473	68		2:23.582	68		2:22.809	68		2:29.115
53	0.260	1:31.506	53	4.028	1:40.241	53	2.174	2:21.728	53	2.143	2:22.778	53	0.488	2:27.460
194	0.848	1:32.094	194	4.450	1:40.075	194	2.543	2:21.675	194	2.720	2:22.986	194	0.838	2:27.233
175	1.186	1:32.432	5	4.880	1:39.830	5	3.158	2:21.860	5	3.237	2:22.888	5	1.395	2:27.273
5	1.523	1:32.769	175	5.272	1:40.559	175	4.009	2:22.319	175	3.937	2:22.737	175	2.190	2:27.368
4	1.878	1:33.124	4	6.692	1:41.287	4	4.727	2:21.617	4	5.248	2:23.330	4	2.752	2:26.619
29	2.200	1:33.446	29	7.452	1:41.725	29	5.320	2:21.450	29	6.078	2:23.567	29	3.424	2:26.461
84	2.866	1:34.112	84	8.563	1:42.170	84	6.176	2:21.195	84	7.544	2:24.177	84	3.833	2:25.404
50	3.944	1:35.190	50	9.197	1:41.726	50	7.026	2:21.411	50	8.504	2:24.287	50	4.588	2:25.199
69	4.095	1:35.341	69	9.713	1:42.091	69	7.353	2:21.222	69	8.849	2:24.305	69	4.868	2:25.134
99	4.492	1:35.738	99	10.284	1:42.265	99	8.487	2:21.785	99	9.955	2:24.277	99	5.396	2:24.556
76	4.920	1:36.166	76	11.664	1:43.217	76	9.099	2:21.017	76	10.451	2:24.161	76	6.115	2:24.779
180	5.236	1:36.482	180	12.125	1:43.362	180	9.652	2:21.109	180	11.116	2:24.273	180	6.398	2:24.397
17	5.577	1:36.823	17	13.412	1:44.308	17	10.451	2:20.621	17	11.739	2:24.097	17	7.337	2:24.713
122	6.470	1:37.716	122	14.003	1:44.006	122	11.269	2:20.848	122	12.311	2:23.851	122	7.645	2:24.449
992	6.985	1:38.231	992	14.736	1:44.224	992	11.887	2:20.733	992	13.400	2:24.322	992	8.847	2:24.562
3	7.264	1:38.510	3	15.846	1:45.055	3	12.257	2:19.993	3	13.907	2:24.459	3	9.369	2:24.577
55	8.922	1:40.168	55	17.031	1:44.582	55	13.221	2:19.772	55	14.932	2:24.520	55	9.986	2:24.169
61	10.281	1:41.527	61	18.224	1:44.416	61	14.100	2:19.458	61	15.717	2:24.426	61	10.699	2:24.097
2	11.046	1:42.292	2	19.501	1:44.928	2	14.826	2:18.907	2	16.154	2:24.137	2	11.303	2:24.264
80	11.866	1:43.112	80	21.463	1:46.070	80	15.951	2:18.070	80	17.028	2:23.886	80	11.562	2:23.649
67	11.893	1:43.139	36	23.852	1:48.115	36	17.441	2:17.171	36	18.481	2:23.849	36	11.893	2:22.527
36	12.210	1:43.456	67	26.486	1:51.066	67	18.055	2:15.151	67	19.189	2:23.943	67	12.847	2:22.773
993	15.088	1:46.334	993	26.811	1:48.196	993	18.807	2:15.578	993	19.960	2:23.962	993	13.248	2:22.403
73	15.688	1:46.934	87	27.335	1:47.977	87	19.076	2:15.323	87	20.573	2:24.306	87	13.609	2:22.151
87	15.831	1:47.077	73	28.326	1:49.111	73	20.158	2:15.414	73	21.469	2:24.120	73	14.534	2:22.180
66	17.764	1:49.010	66	29.257	1:47.966	66	20.666	2:14.991	66	22.108	2:24.251	66	15.189	2:22.196
27	21.386	1:52.632	126	29.901	1:44.355	126	21.667	2:15.348	126	23.446	2:24.588	126	16.664	2:22.333
126	22.019	1:53.265	27	30.957	1:46.044	27	23.002	2:15.627	27	25.607	2:25.414	27	17.274	2:20.782
						SC1	2 Laps	2:22.774						

Chichester Cup

RACE 9 - LAP CHART

LAP 6 @ 09:42:18.093			LAP 7 @ 09:43:42.138			LAP 8 @ 09:45:05.911			LAP 9 @ 09:46:30.185			LAP 10 @ 09:47:54.748		
NO	BEHIND	LAP TIME	NO	BEHIND	LAP TIME	NO	BEHIND	LAP TIME	NO	BEHIND	LAP TIME	NO	BEHIND	LAP TIME
68		1:24.553	68		1:24.045	68		1:23.773	68		1:24.274	68		1:24.563
53	0.146	1:24.211	53	0.292	1:24.191	53	0.165	1:23.646	53	0.021	1:24.130	53	0.484	1:25.026
194	1.098	1:24.813	194	1.393	1:24.340	194	2.209	1:24.589	194	2.920	1:24.985	194	2.992	1:24.635
5	2.504	1:25.662	5	3.754	1:25.295	5	4.829	1:24.848	5	5.535	1:24.980	5	5.914	1:24.942
175	3.619	1:25.982	175	5.073	1:25.499	4	6.491	1:24.738	4	6.630	1:24.413	4	6.052	1:23.985
4	4.044	1:25.845	4	5.526	1:25.527	175	6.875	1:25.575	29	10.641	1:26.165	29	12.141	1:26.063
29	5.196	1:26.325	29	6.782	1:25.631	29	8.750	1:25.741	69	16.658	1:27.776	69	19.036	1:26.941
84	6.471	1:27.191	84	9.471	1:27.045	84	12.840	1:27.142	84	17.001	1:28.435	84	19.867	1:27.429
50	7.181	1:27.146	69	10.035	1:26.506	69	13.156	1:26.894	180	21.342	1:27.108	180	23.632	1:26.853
69	7.574	1:27.259	180	14.857	1:28.836	180	18.508	1:27.424	76	22.089	1:27.298	76	24.179	1:26.653
99	8.018	1:27.175	76	15.138	1:30.370	76	19.065	1:27.700	50	22.700	1:27.319	50	25.327	1:27.190
76	8.813	1:27.251	50	15.653	1:32.517	50	19.655	1:27.775	122	23.058	1:27.271	122	25.980	1:27.485
180	10.066	1:28.221	122	16.312	1:28.476	122	20.061	1:27.522	17	23.733	1:26.865	17	26.149	1:26.979
122	11.881	1:28.789	17	17.041	1:28.895	17	21.142	1:27.874	3	24.142	1:26.642	3	26.473	1:26.894
17	12.191	1:29.407	992	17.323	1:28.808	3	21.774	1:27.878	992	25.478	1:27.810	992	27.266	1:26.351
992	12.560	1:28.266	3	17.669	1:28.598	992	21.942	1:28.392	36	31.034	1:28.361	36	34.622	1:28.151
3	13.116	1:28.300	55	20.089	1:29.671	55	25.976	1:29.660	55	36.166	1:34.464	55	42.617	1:31.014
55	14.463	1:29.030	61	22.270	1:30.070	36	26.947	1:28.088	61	36.575	1:31.678	61	43.008	1:30.996
61	16.245	1:30.099	36	22.632	1:28.981	61	29.171	1:30.674	2	36.954	1:31.636	87	43.067	1:30.403
2	17.348	1:30.598	2	23.659	1:30.356	2	29.592	1:29.706	87	37.227	1:30.431	2	43.599	1:31.208
36	17.696	1:30.356	80	24.948	1:30.127	80	30.664	1:29.489	80	37.625	1:31.235	80	43.838	1:30.776
80	18.866	1:31.857	87	26.956	1:29.770	87	31.070	1:27.887	67	46.972	1:32.249	99	51.275	1:28.728
993	21.072	1:32.377	67	30.537	1:32.601	67	38.997	1:32.233	99	47.110	1:29.429	67	54.118	1:31.709
87	21.231	1:32.175	73	31.915	1:32.459	73	41.298	1:33.156	73	51.301	1:34.277	73	1:00.980	1:34.242
67	21.981	1:33.687	66	36.145	1:34.108	99	41.955	1:27.980	66	54.766	1:33.391	66	1:03.701	1:33.498
73	23.501	1:33.520	99	37.748	1:53.775	66	45.649	1:33.277	27	1:11.375	1:35.109	27	1:21.500	1:34.688
66	26.082	1:35.446	126	44.212	1:40.078	27	1:00.540	1:39.699	126	1:13.446	1:37.153			
126	28.179	1:36.068	27	44.614	1:39.771	126	1:00.567	1:40.128						
27	28.888	1:36.167												

Chichester Cup

RACE 9 - LAP CHART

LAP 11 @ 09:49:20.683			LAP 12 @ 09:50:45.054			LAP 13 @ 09:52:08.991			LAP 14 @ 09:53:33.731			LAP 15 @ 09:54:58.294		
NO	BEHIND	LAP TIME	NO	BEHIND	LAP TIME	NO	BEHIND	LAP TIME	NO	BEHIND	LAP TIME	NO	BEHIND	LAP TIME
68		1:25.935	68		1:24.371	68		1:23.937	68		1:24.740	68		1:24.563
53	0.022	1:25.473	53	0.568	1:24.917	53	0.269	1:23.638	53	0.204	1:24.675	53	1.264	1:25.623
126	1 Lap	1:37.638	4	6.396	1:26.359	4	6.858	1:24.399	73	1 Lap	1:35.232	67	1 Lap	1:38.221
194	1.969	1:24.912	5	6.522	1:25.968	5	8.407	1:25.822	66	1 Lap	1:35.213	4	6.650	1:24.569
4	4.408	1:24.291	194	6.652	1:29.054	194	8.541	1:25.826	4	6.644	1:24.526	194	10.051	1:26.223
5	4.925	1:24.946	27	1 Lap	1:35.716	27	1 Lap	1:33.143	194	8.391	1:24.590	5	10.177	1:26.055
29	13.510	1:27.304	126	1 Lap	1:37.855	29	19.462	1:27.374	5	8.685	1:25.018	66	1 Lap	1:33.259
69	19.795	1:26.694	29	16.025	1:26.886	126	1 Lap	1:38.159	29	21.782	1:27.060	73	1 Lap	1:35.247
84	21.036	1:27.104	69	22.019	1:26.595	84	28.560	1:28.217	27	1 Lap	1:33.604	29	24.297	1:27.078
180	24.454	1:26.757	84	24.280	1:27.615	76	29.926	1:26.798	84	31.385	1:27.565	27	1 Lap	1:32.579
76	24.895	1:26.651	180	26.642	1:26.559	50	31.531	1:26.514	76	33.869	1:28.683	84	34.031	1:27.209
50	25.821	1:26.429	76	27.065	1:26.541	122	34.453	1:28.668	50	33.999	1:27.208	50	36.742	1:27.306
17	26.506	1:26.292	17	28.450	1:26.315	992	35.164	1:28.634	122	37.452	1:27.739	76	37.198	1:27.892
122	26.978	1:26.933	50	28.954	1:27.504	3	35.534	1:29.453	3	37.926	1:27.132	122	40.425	1:27.536
3	27.240	1:26.702	122	29.722	1:27.115	180	40.853	1:38.148	992	38.988	1:28.564	3	40.729	1:27.366
992	28.224	1:26.893	3	30.018	1:27.149	36	44.072	1:28.168	126	1 Lap	1:37.792	992	41.375	1:26.950
36	36.512	1:27.825	992	30.467	1:26.614	87	54.738	1:28.177	180	43.899	1:27.786	180	46.991	1:27.655
87	46.609	1:29.477	36	39.841	1:27.700	17	56.675	1:52.162	36	46.570	1:27.238	36	50.452	1:28.445
55	47.419	1:30.737	87	50.498	1:28.260	55	57.145	1:29.389	87	58.835	1:28.837	126	1 Lap	1:35.691
61	47.970	1:30.897	55	51.693	1:28.645	2	57.935	1:28.920	17	1:00.276	1:28.341	87	1:01.864	1:27.592
2	48.275	1:30.611	2	52.952	1:29.048	80	59.542	1:29.551	55	1:00.906	1:28.501	17	1:02.718	1:27.005
80	48.519	1:30.616	61	53.796	1:30.197	99	59.747	1:27.508	2	1:01.826	1:28.631	55	1:04.037	1:27.694
99	53.309	1:27.969	80	53.928	1:29.780	61	1:00.827	1:30.968	99	1:02.246	1:27.239	99	1:04.781	1:27.098
67	58.984	1:30.801	99	56.176	1:27.238	69	1:06.081	2:07.999 P	80	1:03.656	1:28.854	2	1:06.234	1:28.971
73	1:08.384	1:33.339	67	1:06.148	1:31.535	67	1:14.387	1:32.176	61	1:05.369	1:29.282	80	1:08.589	1:29.496
66	1:10.312	1:32.546	73	1:18.050	1:34.037							61	1:10.221	1:29.415
			66	1:18.610	1:32.669									

Chichester Cup

RACE 9 - LAP CHART

LAP 16 @ 09:56:22.353			LAP 17 @ 09:57:46.578			LAP 18 @ 09:59:10.607		
NO	BEHIND	LAP TIME	NO	BEHIND	LAP TIME	NO	BEHIND	LAP TIME
68		1:24.059	68		1:24.225	68		1:24.029
53	0.984	1:23.779	53	0.928	1:24.169	53	0.178	1:23.279
4	7.598	1:25.007	194	12.090	1:24.978	194	13.070	1:25.009
194	11.337	1:25.345	5	13.690	1:26.258	5	15.278	1:25.617
5	11.657	1:25.539	4	21.416	1:38.043	4	24.875	1:27.488
66	1 Lap	1:33.791	29	31.625	1:28.176	29	35.544	1:27.948
73	1 Lap	1:34.111	66	1 Lap	1:33.376	66	1 Lap	1:32.864
29	27.674	1:27.436	73	1 Lap	1:33.559	84	44.386	1:27.377
84	38.310	1:28.338	84	41.038	1:26.953	73	1 Lap	1:34.011
50	39.470	1:26.787	50	41.637	1:26.392	50	45.134	1:27.526
76	40.601	1:27.462	76	42.470	1:26.094	76	45.416	1:26.975
27	1 Lap	1:34.276	3	47.961	1:27.713	992	51.489	1:26.700
122	44.169	1:27.803	992	48.818	1:27.814	3	51.777	1:27.845
3	44.473	1:27.803	122	49.848	1:29.904	122	53.939	1:28.120
992	45.229	1:27.913	27	1 Lap	1:33.097	180	56.861	1:27.066
180	50.275	1:27.343	180	53.824	1:27.774	27	1 Lap	1:31.457
36	54.087	1:27.694	36	59.967	1:30.105	36	1:03.541	1:27.603
126	1 Lap	1:37.595	87	1:10.144	1:28.271	87	1:13.414	1:27.299
87	1:06.098	1:28.293	17	1:11.537	1:28.374	17	1:14.043	1:26.535
17	1:07.388	1:28.729	99	1:12.652	1:27.869	99	1:17.332	1:28.709
55	1:08.930	1:28.952	55	1:13.751	1:29.046	55	1:17.695	1:27.973
99	1:09.008	1:28.286	2	1:18.252	1:30.749	2	1:23.132	1:28.909
2	1:11.728	1:29.553	80	1:18.390	1:28.975	80	1:23.944	1:29.583
80	1:13.640	1:29.110	126	1 Lap	1:36.621	61	1:30.132	1:31.280
61	1:17.228	1:31.066	61	1:22.881	1:29.878	126	1 Lap	1:35.798

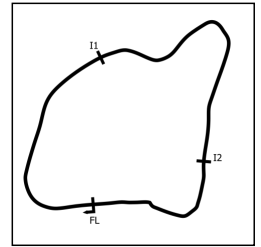
Chichester Cup

RACE 9 - POSITION CHART

No	Name	Lap Pos	1	2	3	4	5	6	7	8	9	10	11	12	13	14	15	16	17	18
			68	FITZ-SIMON	1	68	68	68	68	68	68	68	68	68	68	68	68	68	68	68
53	WILSON	2	53	53	53	53	53	53	53	53	53	53	53	53	53	53	53	53	53	53
175	GOODWIN	3	194	194	194	194	194	194	194	194	194	194	4	4	4	4	4	4	194	194
194	RICHARDS	4	175	5	5	5	5	5	5	5	5	4	5	5	194	194	194	5	5	5
4	HIBBERD	5	5	175	175	175	175	175	175	4	4	4	5	194	194	5	5	5	4	4
5	BRUNDLE	6	4	4	4	4	4	4	4	175	29	29	29	29	29	29	29	29	29	29
29	FENNELL	7	29	29	29	29	29	29	29	69	69	69	69	84	84	84	84	84	84	84
84	WOODHOUSE	8	84	84	84	84	84	84	84	84	84	84	84	84	76	76	50	50	50	50
69	ROACH	9	50	50	50	50	50	50	69	69	180	180	180	180	50	50	76	76	76	76
50	BUHOFER	10	69	69	69	69	69	69	180	180	76	76	76	76	122	122	122	122	3	992
3	WERNER	11	99	99	99	99	99	99	76	76	50	50	50	17	992	3	3	3	992	3
76	CHILD	12	76	76	76	76	76	76	76	50	50	122	122	17	50	3	992	992	992	122
180	MOWLE	13	180	180	180	180	180	180	180	122	122	17	17	122	122	180	180	180	180	180
87	REY	14	17	17	17	17	17	17	122	17	17	3	3	3	3	36	36	36	36	36
17	DIFFEY	15	122	122	122	122	122	122	17	992	3	992	992	992	992	87	87	87	87	87
992	TONETTI	16	992	992	992	992	992	992	3	992	36	36	36	36	17	17	17	17	17	17
99	SHAW	17	3	3	3	3	3	3	3	55	55	55	55	87	87	55	55	55	55	99
122	RUSSELL	18	55	55	55	55	55	55	61	36	61	61	55	55	2	2	99	99	55	55
36	BAKER	19	61	61	61	61	61	61	36	61	2	87	61	2	80	99	2	2	2	2
61	BEAUMONT	20	2	2	2	2	2	2	2	2	87	2	2	61	99	80	80	80	80	80
55	LONGDON	21	80	80	80	80	80	80	36	80	80	80	80	80	61	61	61	61	61	61
80	KRIKNOFF	22	67	36	36	36	36	36	80	87	87	67	99	99	99	69	67	66	66	66
2	UNDERWOOD	23	36	67	67	67	67	67	993	67	67	99	67	67	67	67	66	73	73	73
73	ANSTISS	24	993	993	993	993	993	993	87	73	73	73	73	73	73	73	27	27	27	27
67	BINNINGTON	25	73	87	87	87	87	87	67	66	99	66	66	66	66	66	27	126	126	126
66	HUSE	26	87	73	73	73	73	73	73	99	66	27	27	27	27	27	126			
27	LOCKE	27	66	66	66	66	66	66	66	126	27	126	126	126	126	126				
72	LAIER	28	27	126	126	126	126	126	126	27	126									
993	TONETTI	29	126	27	27	27	27	27	27											
126	STRAUSS	30	SC1																	

Chichester Cup

RACE 9 - SECTOR ANALYSIS



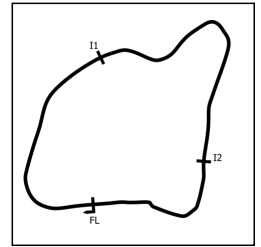
SECTOR 1 = FL to I1, SECTOR 2 = I1 to I2, SECTOR 3 = I2 to FL, DIFF = Difference To Personal Best Lap, P = Crossed Finish Line in Pit Lane, D = Time Disallowed

P1 68		Horatio FITZ-SIMON				Lotus-Ford 22 - 1962			
IDEAL LAP TIME : 1:23.665		BEST LAP TIME : 1:23.773		DIFFERENCE : 0.108					
LAP	SECTOR 1	SECTOR 2		SECTOR 3		LAP TIME	MPH	DIFF	TIME OF DAY
1 -		36.170	126.8	23.094	102.9	1:31.246	93.89	7.473	09:32:01.561
2 -	26.863	43.065	103.0	26.545	93.0	1:36.473	88.81	12.700	09:33:38.034
3 -	46.242	1:00.986	71.0	36.354	62.8	2:23.582	59.67	59.809	09:36:01.616
4 -	45.643	1:00.917	63.8	36.249	66.5	2:22.809	59.99	59.036	09:38:24.425
5 -	46.232	1:09.681	64.2	33.202	104.5	2:29.115	57.45	1:05.342	09:40:53.540
6 -	26.344	35.611	129.0	22.598	105.0	1:24.553	101.33	0.780	09:42:18.093
7 -	26.309	35.467	129.3	22.269	105.0	1:24.045	101.94	0.272	09:43:42.138
8 -	26.115	35.420	130.0	22.238	105.6	1:23.773 (1)	102.27		09:45:05.911
9 -	26.317	35.634	130.3	22.323	105.3	1:24.274	101.66	0.501	09:46:30.185
10 -	26.443	35.683	130.5	22.437	105.3	1:24.563	101.32	0.790	09:47:54.748
11 -	26.271	35.621	131.3	24.043	103.5	1:25.935	99.70	2.162	09:49:20.683
12 -	26.533	35.628	130.0	22.210	105.3	1:24.371	101.55	0.598	09:50:45.054
13 -	26.275	35.505	130.8	22.157	105.6	1:23.937 (2)	102.07	0.164	09:52:08.991
14 -	26.153	36.294	129.5	22.293	105.6	1:24.740	101.10	0.967	09:53:33.731
15 -	26.483	35.916	130.8	22.164	106.0	1:24.563	101.32	0.790	09:54:58.294
16 -	26.283	35.646	129.8	22.130	105.8	1:24.059	101.92	0.286	09:56:22.353
17 -	26.248	35.629	130.0	22.348	105.6	1:24.225	101.72	0.452	09:57:46.578
18 -	26.255	35.443	131.3	22.331	106.1	1:24.029 (3)	101.96	0.256	09:59:10.607

P2 53		Sam WILSON				Lotus-Ford 20/22 - 1962			
IDEAL LAP TIME :		BEST LAP TIME : 1:23.279		DIFFERENCE :					
LAP	SECTOR 1	SECTOR 2		SECTOR 3		LAP TIME	MPH	DIFF	TIME OF DAY
1 -						1:31.506	93.63	8.227	09:32:01.821
2 -						1:40.241	85.47	16.962	09:33:42.062
3 -						2:21.728	60.45	58.449	09:36:03.790
4 -						2:22.778	60.00	59.499	09:38:26.568
5 -						2:27.460	58.10	1:04.181	09:40:54.028
6 -						1:24.211	101.74	0.932	09:42:18.239
7 -						1:24.191	101.76	0.912	09:43:42.430
8 -						1:23.646 (3)	102.43	0.367	09:45:06.076
9 -						1:24.130	101.84	0.851	09:46:30.206
10 -						1:25.026	100.76	1.747	09:47:55.232
11 -						1:25.473	100.24	2.194	09:49:20.705
12 -						1:24.917	100.89	1.638	09:50:45.622
13 -						1:23.638 (2)	102.44	0.359	09:52:09.260
14 -						1:24.675	101.18	1.396	09:53:33.935
15 -						1:25.623	100.06	2.344	09:54:59.558
16 -						1:23.779	102.26	0.500	09:56:23.337
17 -						1:24.169	101.79	0.890	09:57:47.506
18 -						1:23.279 (1)	102.88		09:59:10.785

Chichester Cup

RACE 9 - SECTOR ANALYSIS



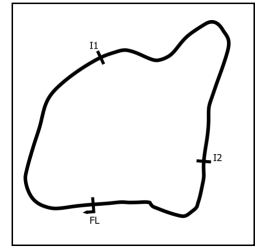
SECTOR 1 = FL to I1, SECTOR 2 = I1 to I2, SECTOR 3 = I2 to FL, DIFF = Difference To Personal Best Lap, P = Crossed Finish Line in Pit Lane, D = Time Disallowed

P3		194		Clive RICHARDS		Lotus-Ford 22 - 1962			
IDEAL LAP TIME : 1:24.227		BEST LAP TIME : 1:24.340		DIFFERENCE : 0.113					
LAP	SECTOR 1	SECTOR 2		SECTOR 3		LAP TIME	MPH	DIFF	TIME OF DAY
1 -		36.870	127.8	22.725	105.3	1:32.094	93.03	7.754	09:32:02.409
2 -	26.828	44.342	92.1	28.905	78.0	1:40.075	85.61	15.735	09:33:42.484
3 -	43.167	1:00.998	75.4	37.510	66.7	2:21.675	60.47	57.335	09:36:04.159
4 -	45.352	1:01.429	64.6	36.205	57.9	2:22.986	59.92	58.646	09:38:27.145
5 -	45.247	1:08.556	69.0	33.430	105.5	2:27.233	58.19	1:02.893	09:40:54.378
6 -	26.582	35.858	130.8	22.373	105.3	1:24.813	101.02	0.473	09:42:19.191
7 -	26.531	35.519	130.8	22.290	105.3	1:24.340 (1)	101.58		09:43:43.531
8 -	26.549	35.654	130.3	22.386	105.1	1:24.589 (2)	101.28	0.249	09:45:08.120
9 -	26.655	35.871	127.8	22.459	105.0	1:24.985	100.81	0.645	09:46:33.105
10 -	26.694	35.726	130.3	22.215	105.0	1:24.635	101.23	0.295	09:47:57.740
11 -	26.641	36.031	129.8	22.240	105.5	1:24.912	100.90	0.572	09:49:22.652
12 -	29.134	36.427	131.0	23.493	101.8	1:29.054	96.21	4.714	09:50:51.706
13 -	26.540	36.300	130.3	22.986	107.3	1:25.826	99.82	1.486	09:52:17.532
14 -	26.558	35.855	130.5	22.177	105.6	1:24.590 (3)	101.28	0.250	09:53:42.122
15 -	26.564	37.293	130.8	22.366	105.5	1:26.223	99.37	1.883	09:55:08.345
16 -	26.709	36.055	129.0	22.581	105.1	1:25.345	100.39	1.005	09:56:33.690
17 -	26.674	35.992	128.5	22.312	105.3	1:24.978	100.82	0.638	09:57:58.668
18 -	26.635	35.930	128.5	22.444	104.5	1:25.009	100.78	0.669	09:59:23.677

P4		5		Alex BRUNDLE		Lotus-Ford 27 - 1963			
IDEAL LAP TIME : 1:24.406		BEST LAP TIME : 1:24.848		DIFFERENCE : 0.442					
LAP	SECTOR 1	SECTOR 2		SECTOR 3		LAP TIME	MPH	DIFF	TIME OF DAY
1 -		37.015	129.5	23.102	105.5	1:32.769	92.35	7.921	09:32:03.084
2 -	26.928	43.946	93.9	28.956	81.2	1:39.830	85.82	14.982	09:33:42.914
3 -	43.323	1:01.180	71.0	37.357	65.2	2:21.860	60.39	57.012	09:36:04.774
4 -	45.442	1:01.216	64.3	36.230	58.6	2:22.888	59.96	58.040	09:38:27.662
5 -	45.326	1:08.331	70.5	33.616	104.3	2:27.273	58.17	1:02.425	09:40:54.935
6 -	26.706	36.070	130.5	22.886	101.8	1:25.662	100.02	0.814	09:42:20.597
7 -	26.756	36.156	128.8	22.383	104.5	1:25.295	100.45	0.447	09:43:45.892
8 -	26.569	36.026	129.0	22.253	104.6	1:24.848 (1)	100.98		09:45:10.740
9 -	26.636	36.203	129.0	22.141	105.0	1:24.980	100.82	0.132	09:46:35.720
10 -	26.498	36.029	129.0	22.415	103.8	1:24.942 (2)	100.86	0.094	09:48:00.662
11 -	26.966	35.906	131.5	22.074	106.0	1:24.946 (3)	100.86	0.098	09:49:25.608
12 -	26.463	36.217	133.9	23.288	104.8	1:25.968	99.66	1.120	09:50:51.576
13 -	26.553	36.381	129.0	22.888	104.6	1:25.822	99.83	0.974	09:52:17.398
14 -	26.747	36.022	132.8	22.249	106.0	1:25.018	100.77	0.170	09:53:42.416
15 -	26.426	37.124	128.5	22.505	108.0	1:26.055	99.56	1.207	09:55:08.471
16 -	26.624	36.557	129.3	22.358	106.1	1:25.539	100.16	0.691	09:56:34.010
17 -	26.456	37.400	127.5	22.402	104.8	1:26.258	99.32	1.410	09:58:00.268
18 -	26.754	36.409	128.0	22.454	103.8	1:25.617	100.07	0.769	09:59:25.885

Chichester Cup

RACE 9 - SECTOR ANALYSIS



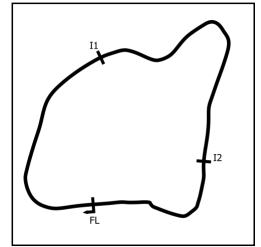
SECTOR 1 = FL to I1, SECTOR 2 = I1 to I2, SECTOR 3 = I2 to FL, DIFF = Difference To Personal Best Lap, P = Crossed Finish Line in Pit Lane, D = Time Disallowed

P5		4		Andrew HIBBERD		Lotus-Ford 22 - 1962			
IDEAL LAP TIME : 1:23.828		BEST LAP TIME : 1:23.985		DIFFERENCE : 0.157					
LAP	SECTOR 1	SECTOR 2		SECTOR 3		LAP TIME	MPH	DIFF	TIME OF DAY
1 -		36.930	129.0	23.350	105.3	1:33.124	92.00	9.139	09:32:03.439
2 -	27.090	44.175	88.4	30.022	73.4	1:41.287	84.59	17.302	09:33:44.726
3 -	42.631	1:01.668	74.0	37.318	60.2	2:21.617	60.50	57.632	09:36:06.343
4 -	44.877	1:01.746	63.4	36.707	68.5	2:23.330	59.77	59.345	09:38:29.673
5 -	45.096	1:07.661	67.9	33.862	103.4	2:26.619	58.43	1:02.634	09:40:56.292
6 -	26.752	36.448	130.8	22.645	106.0	1:25.845	99.80	1.860	09:42:22.137
7 -	26.364	36.391	132.3	22.772	106.3	1:25.527	100.17	1.542	09:43:47.664
8 -	26.331	36.009	132.6	22.398	105.1	1:24.738	101.11	0.753	09:45:12.402
9 -	26.445	35.713	131.8	22.255	104.8	1:24.413	101.50	0.428	09:46:36.815
10 -	26.353	35.477	132.6	22.155	106.8	1:23.985 (1)	102.01		09:48:00.800
11 -	26.711	35.560	130.5	22.020	105.5	1:24.291 (2)	101.64	0.306	09:49:25.091
12 -	26.810	36.353	131.3	23.196	103.8	1:26.359	99.21	2.374	09:50:51.450
13 -	26.589	35.508	130.3	22.302	105.0	1:24.399 (3)	101.51	0.414	09:52:15.849
14 -	26.489	35.532	130.8	22.505	104.2	1:24.526	101.36	0.541	09:53:40.375
15 -	26.637	35.664	130.0	22.268	105.3	1:24.569	101.31	0.584	09:55:04.944
16 -	26.834	35.761	129.5	22.412	103.4	1:25.007	100.79	1.022	09:56:29.951
17 -	26.538	48.142	123.8	23.363	102.4	1:38.043	87.39	14.058	09:58:07.994
18 -	26.963	36.672	125.2	23.853	96.1	1:27.488	97.93	3.503	09:59:35.482

P6		29		Nick FENNELL		Lotus-Ford 27 - 1963			
IDEAL LAP TIME : 1:25.379		BEST LAP TIME : 1:25.631		DIFFERENCE : 0.252					
LAP	SECTOR 1	SECTOR 2		SECTOR 3		LAP TIME	MPH	DIFF	TIME OF DAY
1 -		36.858	130.8	23.304	106.1	1:33.446	91.68	7.815	09:32:03.761
2 -	27.054	44.396	90.4	30.275	73.1	1:41.725	84.22	16.094	09:33:45.486
3 -	42.566	1:02.327	75.0	36.557	56.6	2:21.450	60.57	55.819	09:36:06.936
4 -	44.666	1:02.429	68.1	36.472	68.4	2:23.567	59.67	57.936	09:38:30.503
5 -	44.903	1:07.438	73.9	34.120	105.0	2:26.461	58.50	1:00.830	09:40:56.964
6 -	26.907	36.509	132.1	22.909	105.8	1:26.325	99.25	0.694	09:42:23.289
7 -	26.720	35.989	133.1	22.922	105.6	1:25.631 (1)	100.05		09:43:48.920
8 -	26.791	35.979	132.6	22.971	105.6	1:25.741 (2)	99.92	0.110	09:45:14.661
9 -	26.926	36.559	131.8	22.680	105.3	1:26.165	99.43	0.534	09:46:40.826
10 -	26.983	36.149	131.3	22.931	105.1	1:26.063 (3)	99.55	0.432	09:48:06.889
11 -	27.111	37.107	130.5	23.086	105.0	1:27.304	98.13	1.673	09:49:34.193
12 -	27.062	36.565	130.8	23.259	105.8	1:26.886	98.61	1.255	09:51:01.079
13 -	27.842	36.617	131.0	22.915	105.6	1:27.374	98.06	1.743	09:52:28.453
14 -	27.066	36.735	130.3	23.259	104.5	1:27.060	98.41	1.429	09:53:55.513
15 -	27.088	36.690	130.5	23.300	105.5	1:27.078	98.39	1.447	09:55:22.591
16 -	27.267	36.606	131.0	23.563	104.6	1:27.436	97.99	1.805	09:56:50.027
17 -	27.371	36.994	125.2	23.811	103.8	1:28.176	97.16	2.545	09:58:18.203
18 -	27.239	37.159	129.5	23.550	103.7	1:27.948	97.42	2.317	09:59:46.151

Chichester Cup

RACE 9 - SECTOR ANALYSIS



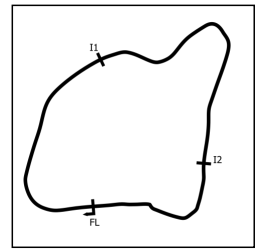
SECTOR 1 = FL to I1, SECTOR 2 = I1 to I2, SECTOR 3 = I2 to FL, DIFF = Difference To Personal Best Lap, P = Crossed Finish Line in Pit Lane, D = Time Disallowed

P7 84		Mark WOODHOUSE				Lotus-Ford 20/22 - 1961			
IDEAL LAP TIME : 1:26.591		BEST LAP TIME : 1:26.953		DIFFERENCE : 0.362					
LAP	SECTOR 1	SECTOR 2		SECTOR 3		LAP TIME	MPH	DIFF	TIME OF DAY
1 -		37.104	130.0	23.376	104.3	1:34.112	91.04	7.159	09:32:04.427
2 -	27.934	44.570	80.9	29.666	67.7	1:42.170	83.86	15.217	09:33:46.597
3 -	42.263	1:03.003	69.3	35.929	55.5	2:21.195	60.68	54.242	09:36:07.792
4 -	45.627	1:01.698	65.2	36.852	59.7	2:24.177	59.42	57.224	09:38:31.969
5 -	45.055	1:06.774	71.1	33.575	103.8	2:25.404	58.92	58.451	09:40:57.373
6 -	27.332	36.739	130.5	23.120	103.7	1:27.191	98.26	0.238	09:42:24.564
7 -	27.195	36.770	130.8	23.080	102.2	1:27.045 (2)	98.43	0.092	09:43:51.609
8 -	27.182	36.610	130.8	23.350	102.9	1:27.142	98.32	0.189	09:45:18.751
9 -	27.421	37.094	131.3	23.920	104.3	1:28.435	96.88	1.482	09:46:47.186
10 -	27.464	36.507	131.5	23.458	103.2	1:27.429	97.99	0.476	09:48:14.615
11 -	27.004	36.642	131.3	23.458	102.6	1:27.104 (3)	98.36	0.151	09:49:41.719
12 -	27.261	36.667	130.0	23.687	101.9	1:27.615	97.79	0.662	09:51:09.334
13 -	27.244	36.761	130.8	24.212	103.7	1:28.217	97.12	1.264	09:52:37.551
14 -	27.405	36.836	129.8	23.324	102.7	1:27.565	97.84	0.612	09:54:05.116
15 -	27.174	36.634	130.5	23.401	103.4	1:27.209	98.24	0.256	09:55:32.325
16 -	27.533	36.984	126.1	23.821	102.7	1:28.338	96.99	1.385	09:57:00.663
17 -	27.018	36.817	129.5	23.118	102.7	1:26.953 (1)	98.53		09:58:27.616
18 -	27.021	36.923	131.5	23.433	104.3	1:27.377	98.05	0.424	09:59:54.993

P8 50		Philipp BUHOFER				Lotus-Ford 27 - 1963			
IDEAL LAP TIME : 1:25.898		BEST LAP TIME : 1:26.392		DIFFERENCE : 0.494					
LAP	SECTOR 1	SECTOR 2		SECTOR 3		LAP TIME	MPH	DIFF	TIME OF DAY
1 -		37.369	128.8	23.743	100.7	1:35.190	90.00	8.798	09:32:05.505
2 -	27.734	43.903	82.9	30.089	62.8	1:41.726	84.22	15.334	09:33:47.231
3 -	42.702	1:03.025	72.4	35.684	51.7	2:21.411	60.58	55.019	09:36:08.642
4 -	45.814	1:01.737	68.6	36.736	55.3	2:24.287	59.38	57.895	09:38:32.929
5 -	44.778	1:06.395	67.6	34.026	102.1	2:25.199	59.00	58.807	09:40:58.128
6 -	27.463	36.675	128.3	23.008	102.1	1:27.146	98.31	0.754	09:42:25.274
7 -	27.244	42.095	128.0	23.178	103.2	1:32.517	92.61	6.125	09:43:57.791
8 -	27.317	37.291	128.0	23.167	102.7	1:27.775	97.61	1.383	09:45:25.566
9 -	27.002	37.124	130.0	23.193	102.7	1:27.319	98.12	0.927	09:46:52.885
10 -	27.516	36.549	128.3	23.125	102.1	1:27.190	98.26	0.798	09:48:20.075
11 -	27.270	36.595	128.8	22.564	103.4	1:26.429 (2)	99.13	0.037	09:49:46.504
12 -	27.316	37.031	129.8	23.157	103.5	1:27.504	97.91	1.112	09:51:14.008
13 -	27.255	36.467	128.0	22.792	103.2	1:26.514 (3)	99.03	0.122	09:52:40.522
14 -	27.296	37.091	128.8	22.821	104.6	1:27.208	98.24	0.816	09:54:07.730
15 -	27.254	36.643	125.9	23.409	102.9	1:27.306	98.13	0.914	09:55:35.036
16 -	27.150	36.774	126.1	22.863	102.7	1:26.787	98.72	0.395	09:57:01.823
17 -	26.867	36.698	126.6	22.827	103.4	1:26.392 (1)	99.17		09:58:28.215
18 -	26.982	37.015	128.5	23.529	102.6	1:27.526	97.89	1.134	09:59:55.741

Chichester Cup

RACE 9 - SECTOR ANALYSIS



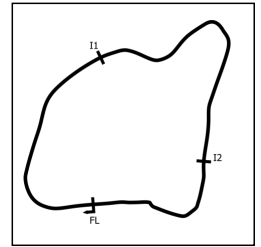
SECTOR 1 = FL to I1, SECTOR 2 = I1 to I2, SECTOR 3 = I2 to FL, DIFF = Difference To Personal Best Lap, P = Crossed Finish Line in Pit Lane, D = Time Disallowed

P9 76		Tim CHILD				Lotus-Ford 22 - 1962			
IDEAL LAP TIME : 1:25.733		BEST LAP TIME : 1:26.094		DIFFERENCE : 0.361					
LAP	SECTOR 1	SECTOR 2		SECTOR 3		LAP TIME	MPH	DIFF	TIME OF DAY
1 -		37.716	129.0	23.997	104.5	1:36.166	89.09	10.072	09:32:06.481
2 -	28.955	43.768	89.1	30.494	78.5	1:43.217	83.00	17.123	09:33:49.698
3 -	42.038	1:03.346	64.8	35.633	57.0	2:21.017	60.75	54.923	09:36:10.715
4 -	46.007	1:01.660	64.8	36.494	59.1	2:24.161	59.43	58.067	09:38:34.876
5 -	44.735	1:06.444	64.2	33.600	102.2	2:24.779	59.17	58.685	09:40:59.655
6 -	27.408	36.869	131.5	22.974	104.5	1:27.251	98.19	1.157	09:42:26.906
7 -	27.031	39.653	128.8	23.686	104.8	1:30.370	94.81	4.276	09:43:57.276
8 -	27.473	37.171	131.0	23.056	104.2	1:27.700	97.69	1.606	09:45:24.976
9 -	27.333	37.026	130.5	22.939	104.5	1:27.298	98.14	1.204	09:46:52.274
10 -	26.914	36.847	130.8	22.892	104.5	1:26.653	98.87	0.559	09:48:18.927
11 -	27.057	36.997	131.0	22.597	105.3	1:26.651 (3)	98.87	0.557	09:49:45.578
12 -	27.071	36.650	132.1	22.820	104.8	1:26.541 (2)	99.00	0.447	09:51:12.119
13 -	26.997	36.318	132.1	23.483	102.6	1:26.798	98.71	0.704	09:52:38.917
14 -	28.646	36.979	128.3	23.058	101.2	1:28.683	96.61	2.589	09:54:07.600
15 -	27.417	36.684	131.3	23.791	97.8	1:27.892	97.48	1.798	09:55:35.492
16 -	27.365	36.644	125.9	23.453	102.4	1:27.462	97.96	1.368	09:57:02.954
17 -	27.037	36.306	129.8	22.751	104.5	1:26.094 (1)	99.51		09:58:29.048
18 -	26.830	36.349	130.8	23.796	104.6	1:26.975	98.51	0.881	09:59:56.023

P10 992		Roberto TONETTI				Brabham BT6 - 1963			
IDEAL LAP TIME : 1:26.088		BEST LAP TIME : 1:26.351		DIFFERENCE : 0.263					
LAP	SECTOR 1	SECTOR 2		SECTOR 3		LAP TIME	MPH	DIFF	TIME OF DAY
1 -		38.158	131.3	24.310	104.5	1:38.231	87.22	11.880	09:32:08.546
2 -	29.673	45.981	99.4	28.570	101.2	1:44.224	82.20	17.873	09:33:52.770
3 -	40.809	1:04.914	65.9	35.010	50.9	2:20.733	60.88	54.382	09:36:13.503
4 -	47.481	1:01.833	71.7	35.008	57.6	2:24.322	59.36	57.971	09:38:37.825
5 -	45.830	1:05.101	50.0	33.631	101.8	2:24.562	59.26	58.211	09:41:02.387
6 -	27.630	37.163	133.1	23.473	106.0	1:28.266	97.07	1.915	09:42:30.653
7 -	27.329	37.783	132.6	23.696	106.1	1:28.808	96.47	2.457	09:43:59.461
8 -	27.403	36.322	133.9	24.667	99.1	1:28.392	96.93	2.041	09:45:27.853
9 -	27.688	36.803	135.0	23.319	104.5	1:27.810	97.57	1.459	09:46:55.663
10 -	26.730	36.530	135.0	23.091	106.1	1:26.351 (1)	99.22		09:48:22.014
11 -	26.710	36.663	134.7	23.520	105.0	1:26.893	98.60	0.542	09:49:48.907
12 -	26.730	36.430	136.6	23.454	105.8	1:26.614 (2)	98.92	0.263	09:51:15.521
13 -	27.994	36.842	132.8	23.798	106.0	1:28.634	96.66	2.283	09:52:44.155
14 -	26.819	37.074	130.0	24.671	105.5	1:28.564	96.74	2.213	09:54:12.719
15 -	26.675	36.788	134.4	23.487	105.3	1:26.950	98.53	0.599	09:55:39.669
16 -	26.831	36.943	115.5	24.139	105.5	1:27.913	97.46	1.562	09:57:07.582
17 -	26.772	37.293	119.1	23.749	105.0	1:27.814	97.56	1.463	09:58:35.396
18 -	26.942	36.471	132.8	23.287	105.3	1:26.700 (3)	98.82	0.349	10:00:02.096

Chichester Cup

RACE 9 - SECTOR ANALYSIS



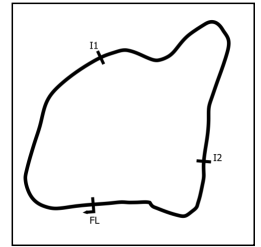
SECTOR 1 = FL to I1, SECTOR 2 = I1 to I2, SECTOR 3 = I2 to FL, DIFF = Difference To Personal Best Lap, P = Crossed Finish Line in Pit Lane, D = Time Disallowed

P11		3		Marco WERNER		Lotus-Ford 22 - 1962			
IDEAL LAP TIME : 1:25.920		BEST LAP TIME : 1:26.642		DIFFERENCE : 0.722					
LAP	SECTOR 1	SECTOR 2		SECTOR 3		LAP TIME	MPH	DIFF	TIME OF DAY
1 -		38.693	127.8	23.916	101.0	1:38.510	86.97	11.868	09:32:08.825
2 -	30.114	45.839	100.6	29.102	96.5	1:45.055	81.55	18.413	09:33:53.880
3 -	40.414	1:04.730	64.7	34.849	51.3	2:19.993	61.20	53.351	09:36:13.873
4 -	47.766	1:01.930	72.7	34.763	57.2	2:24.459	59.31	57.817	09:38:38.332
5 -	46.203	1:04.742	50.1	33.632	98.1	2:24.577	59.26	57.935	09:41:02.909
6 -	27.529	37.355	128.3	23.416	100.7	1:28.300	97.03	1.658	09:42:31.209
7 -	27.247	37.819	129.3	23.532	101.8	1:28.598	96.70	1.956	09:43:59.807
8 -	27.380	36.464	130.8	24.034	97.9	1:27.878	97.49	1.236	09:45:27.685
9 -	27.602	36.315	129.0	22.725	101.8	1:26.642 (1)	98.88		09:46:54.327
10 -	26.880	36.837	131.0	23.177	103.4	1:26.894 (3)	98.60	0.252	09:48:21.221
11 -	27.125	36.513	131.0	23.064	102.1	1:26.702 (2)	98.82	0.060	09:49:47.923
12 -	27.104	36.896	129.5	23.149	102.2	1:27.149	98.31	0.507	09:51:15.072
13 -	28.288	37.123	129.0	24.042	101.5	1:29.453	95.78	2.811	09:52:44.525
14 -	27.045	37.102	128.8	22.985	102.1	1:27.132	98.33	0.490	09:54:11.657
15 -	27.167	36.877	127.8	23.322	101.5	1:27.366	98.07	0.724	09:55:39.023
16 -	27.282	36.990	121.1	23.531	101.8	1:27.803	97.58	1.161	09:57:06.826
17 -	27.321	37.429	124.7	22.963	100.7	1:27.713	97.68	1.071	09:58:34.539
18 -	27.533	36.878	125.6	23.434	101.5	1:27.845	97.53	1.203	10:00:02.384

P12		122		Adrian RUSSELL		Lotus-Ford 22 - 1962			
IDEAL LAP TIME : 1:26.775		BEST LAP TIME : 1:26.933		DIFFERENCE : 0.158					
LAP	SECTOR 1	SECTOR 2		SECTOR 3		LAP TIME	MPH	DIFF	TIME OF DAY
1 -		37.786	130.5	24.277	103.4	1:37.716	87.68	10.783	09:32:08.031
2 -	29.904	45.771	97.9	28.331	86.9	1:44.006	82.37	17.073	09:33:52.037
3 -	41.006	1:04.406	65.0	35.436	50.7	2:20.848	60.83	53.915	09:36:12.885
4 -	47.230	1:01.655	69.3	34.966	55.0	2:23.851	59.56	56.918	09:38:36.736
5 -	45.500	1:05.844	53.4	33.105	103.5	2:24.449	59.31	57.516	09:41:01.185
6 -	27.905	37.352	130.0	23.532	104.0	1:28.789	96.49	1.856	09:42:29.974
7 -	27.194	37.881	131.5	23.401	104.6	1:28.476	96.83	1.543	09:43:58.450
8 -	27.090	37.105	128.0	23.327	104.0	1:27.522	97.89	0.589	09:45:25.972
9 -	27.051	36.898	129.3	23.322	104.8	1:27.271 (3)	98.17	0.338	09:46:53.243
10 -	27.439	36.843	131.0	23.203	103.5	1:27.485	97.93	0.552	09:48:20.728
11 -	26.936	36.694	131.3	23.303	104.2	1:26.933 (1)	98.55		09:49:47.661
12 -	26.985	36.985	131.0	23.145	105.1	1:27.115 (2)	98.35	0.182	09:51:14.776
13 -	28.409	36.965	128.5	23.294	105.1	1:28.668	96.63	1.735	09:52:43.444
14 -	27.281	37.216	126.1	23.242	103.5	1:27.739	97.65	0.806	09:54:11.183
15 -	27.250	36.893	128.3	23.393	103.5	1:27.536	97.87	0.603	09:55:38.719
16 -	27.211	37.066	128.5	23.526	104.5	1:27.803	97.58	0.870	09:57:06.522
17 -	27.441	37.992	116.7	24.471	100.7	1:29.904	95.30	2.971	09:58:36.426
18 -	27.207	36.979	128.3	23.934	102.6	1:28.120	97.23	1.187	10:00:04.546

Chichester Cup

RACE 9 - SECTOR ANALYSIS



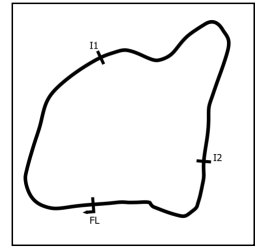
SECTOR 1 = FL to I1, SECTOR 2 = I1 to I2, SECTOR 3 = I2 to FL, DIFF = Difference To Personal Best Lap, P = Crossed Finish Line in Pit Lane, D = Time Disallowed

P13 180		Lee MOWLE		Lotus-Ford 22 - 1962					
IDEAL LAP TIME : 1:25.818		BEST LAP TIME : 1:26.559		DIFFERENCE : 0.741					
LAP	SECTOR 1	SECTOR 2		SECTOR 3		LAP TIME	MPH	DIFF	TIME OF DAY
1 -		37.809	131.8	23.931	105.5	1:36.482	88.80	9.923	09:32:06.797
2 -	29.107	43.697	93.9	30.558	85.8	1:43.362	82.89	16.803	09:33:50.159
3 -	41.920	1:03.320	67.7	35.869	62.4	2:21.109	60.71	54.550	09:36:11.268
4 -	46.093	1:01.531	67.1	36.649	53.9	2:24.273	59.38	57.714	09:38:35.541
5 -	44.676	1:06.046	64.2	33.675	104.8	2:24.397	59.33	57.838	09:40:59.938
6 -	28.042	36.992	131.8	23.187	103.2	1:28.221	97.11	1.662	09:42:28.159
7 -	27.134	38.300	130.3	23.402	103.5	1:28.836	96.44	2.277	09:43:56.995
8 -	27.538	37.130	129.0	22.756	104.0	1:27.424	98.00	0.865	09:45:24.419
9 -	27.334	36.983	129.5	22.791	104.2	1:27.108	98.36	0.549	09:46:51.527
10 -	27.376	36.833	129.3	22.644	104.2	1:26.853 (3)	98.64	0.294	09:48:18.380
11 -	27.357	36.706	129.0	22.694	104.8	1:26.757 (2)	98.75	0.198	09:49:45.137
12 -	27.256	36.737	129.5	22.566	104.5	1:26.559 (1)	98.98		09:51:11.696
13 -	27.117	36.342	130.8	34.689	103.7	1:38.148	87.29	11.589	09:52:49.844
14 -	28.046	36.833	129.3	22.907	104.2	1:27.786	97.60	1.227	09:54:17.630
15 -	27.358	37.269	128.3	23.028	104.8	1:27.655	97.74	1.096	09:55:45.285
16 -	27.470	36.815	129.3	23.058	103.0	1:27.343	98.09	0.784	09:57:12.628
17 -	27.404	37.414	129.5	22.956	105.5	1:27.774	97.61	1.215	09:58:40.402
18 -	26.910	37.091	129.3	23.065	103.7	1:27.066	98.40	0.507	10:00:07.468

P14 36		Danny BAKER		Lotus-Ford 27 - 1963					
IDEAL LAP TIME : 1:27.025		BEST LAP TIME : 1:27.238		DIFFERENCE : 0.213					
LAP	SECTOR 1	SECTOR 2		SECTOR 3		LAP TIME	MPH	DIFF	TIME OF DAY
1 -		39.487	123.1	25.058	103.2	1:43.456	82.81	16.218	09:32:13.771
2 -	31.666	47.652	89.9	28.797	93.4	1:48.115	79.24	20.877	09:34:01.886
3 -	36.937	1:05.394	68.8	34.840	69.1	2:17.171	62.46	49.933	09:36:19.057
4 -	47.596	1:03.421	72.9	32.832	75.0	2:23.849	59.56	56.611	09:38:42.906
5 -	45.850	1:04.479	66.6	32.198	102.9	2:22.527	60.11	55.289	09:41:05.433
6 -	28.505	37.923	128.5	23.928	103.5	1:30.356	94.82	3.118	09:42:35.789
7 -	27.770	37.808	128.0	23.403	103.5	1:28.981	96.29	1.743	09:44:04.770
8 -	28.014	37.103	128.0	22.971	102.6	1:28.088	97.26	0.850	09:45:32.858
9 -	27.140	38.196	126.8	23.025	102.9	1:28.361	96.96	1.123	09:47:01.219
10 -	27.288	37.619	127.0	23.244	101.3	1:28.151	97.19	0.913	09:48:29.370
11 -	27.433	37.347	126.3	23.045	102.1	1:27.825	97.55	0.587	09:49:57.195
12 -	27.348	37.287	126.3	23.065	102.7	1:27.700	97.69	0.462	09:51:24.895
13 -	27.364	37.490	126.6	23.314	100.9	1:28.168	97.17	0.930	09:52:53.063
14 -	27.353	37.004	127.0	22.881	102.9	1:27.238 (1)	98.21		09:54:20.301
15 -	27.221	38.026	124.9	23.198	102.4	1:28.445	96.87	1.207	09:55:48.746
16 -	27.423	37.105	126.8	23.166	102.1	1:27.694 (3)	97.70	0.456	09:57:16.440
17 -	27.467	39.158	125.6	23.480	102.4	1:30.105	95.08	2.867	09:58:46.545
18 -	27.261	37.146	126.1	23.196	102.1	1:27.603 (2)	97.80	0.365	10:00:14.148

Chichester Cup

RACE 9 - SECTOR ANALYSIS



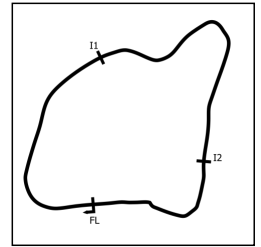
SECTOR 1 = FL to I1, SECTOR 2 = I1 to I2, SECTOR 3 = I2 to FL, DIFF = Difference To Personal Best Lap, P = Crossed Finish Line in Pit Lane, D = Time Disallowed

P15 87		Stephane REY		Lola-Ford Mk5A - 1963					
IDEAL LAP TIME : 1:26.900		BEST LAP TIME : 1:27.299		DIFFERENCE : 0.399					
LAP	SECTOR 1	SECTOR 2		SECTOR 3		LAP TIME	MPH	DIFF	TIME OF DAY
1 -		47.373	128.8	23.722	103.8	1:47.077	80.01	19.778	09:32:17.392
2 -	30.276	46.354	89.4	31.347	96.6	1:47.977	79.35	20.678	09:34:05.369
3 -	34.932	1:05.270	71.2	35.121	67.6	2:15.323	63.31	48.024	09:36:20.692
4 -	47.639	1:03.221	65.2	33.446	81.0	2:24.306	59.37	57.007	09:38:44.998
5 -	45.456	1:04.094	68.6	32.601	102.6	2:22.151	60.27	54.852	09:41:07.149
6 -	28.320	39.052	121.3	24.803	104.6	1:32.175	92.95	4.876	09:42:39.324
7 -	28.695	37.574	130.0	23.501	103.8	1:29.770	95.44	2.471	09:44:09.094
8 -	26.809	36.984	128.8	24.094	105.0	1:27.887 (3)	97.48	0.588	09:45:36.981
9 -	27.520	38.025	123.1	24.886	104.8	1:30.431	94.74	3.132	09:47:07.412
10 -	27.900	38.272	130.8	24.231	103.0	1:30.403	94.77	3.104	09:48:37.815
11 -	27.348	38.427	127.3	23.702	103.8	1:29.477	95.75	2.178	09:50:07.292
12 -	27.278	37.219	127.5	23.763	100.7	1:28.260	97.07	0.961	09:51:35.552
13 -	27.378	37.223	127.5	23.576	102.1	1:28.177	97.16	0.878	09:53:03.729
14 -	27.254	37.630	125.6	23.953	101.0	1:28.837	96.44	1.538	09:54:32.566
15 -	27.066	37.230	126.8	23.296	101.3	1:27.592 (2)	97.81	0.293	09:56:00.158
16 -	27.207	37.314	127.0	23.772	103.7	1:28.293	97.04	0.994	09:57:28.451
17 -	27.240	37.440	126.3	23.591	103.2	1:28.271	97.06	0.972	09:58:56.722
18 -	27.051	37.141	127.3	23.107	101.8	1:27.299 (1)	98.14		10:00:24.021

P16 17		George DIFFEY		Lotus-Ford 20/22 - 1962					
IDEAL LAP TIME : 1:25.956		BEST LAP TIME : 1:26.292		DIFFERENCE : 0.336					
LAP	SECTOR 1	SECTOR 2		SECTOR 3		LAP TIME	MPH	DIFF	TIME OF DAY
1 -		37.741	127.0	23.908	103.0	1:36.823	88.49	10.531	09:32:07.138
2 -	30.014	45.259	100.7	29.035	88.3	1:44.308	82.14	18.016	09:33:51.446
3 -	41.092	1:03.809	65.3	35.720	56.2	2:20.621	60.92	54.329	09:36:12.067
4 -	46.588	1:02.008	72.3	35.501	55.5	2:24.097	59.45	57.805	09:38:36.164
5 -	45.521	1:05.687	57.5	33.505	101.2	2:24.713	59.20	58.421	09:41:00.877
6 -	27.834	37.826	109.2	23.747	103.8	1:29.407	95.83	3.115	09:42:30.284
7 -	27.304	37.550	132.1	24.041	99.8	1:28.895	96.38	2.603	09:43:59.179
8 -	26.989	36.542	125.9	24.343	95.7	1:27.874	97.50	1.582	09:45:27.053
9 -	27.129	36.316	131.8	23.420	99.2	1:26.865	98.63	0.573	09:46:53.918
10 -	26.967	36.784	130.8	23.228	104.0	1:26.979	98.50	0.687	09:48:20.897
11 -	27.141	36.373	132.6	22.778	102.6	1:26.292 (1)	99.29		09:49:47.189
12 -	26.862	36.553	129.8	22.900	103.2	1:26.315 (2)	99.26	0.023	09:51:13.504
13 -	49.106	38.718	127.8	24.338	100.1	1:52.162	76.38	25.870	09:53:05.666
14 -	28.047	36.642	127.5	23.652	99.8	1:28.341	96.98	2.049	09:54:34.007
15 -	27.186	36.579	128.0	23.240	98.1	1:27.005	98.47	0.713	09:56:01.012
16 -	27.328	37.661	117.5	23.740	100.1	1:28.729	96.56	2.437	09:57:29.741
17 -	27.824	37.086	127.0	23.464	101.2	1:28.374	96.95	2.082	09:58:58.115
18 -	27.073	36.545	128.0	22.917	101.6	1:26.535 (3)	99.01	0.243	10:00:24.650

Chichester Cup

RACE 9 - SECTOR ANALYSIS



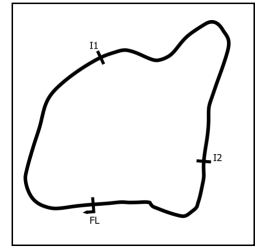
SECTOR 1 = FL to I1, SECTOR 2 = I1 to I2, SECTOR 3 = I2 to FL, DIFF = Difference To Personal Best Lap, P = Crossed Finish Line in Pit Lane, D = Time Disallowed

P17 99		Mark SHAW				Brabham-Ford BT6 - 1963			
IDEAL LAP TIME : 1:26.366		BEST LAP TIME : 1:27.098		DIFFERENCE : 0.732					
LAP	SECTOR 1	SECTOR 2		SECTOR 3		LAP TIME	MPH	DIFF	TIME OF DAY
1 -		37.600	131.3	23.651	104.0	1:35.738	89.49	8.640	09:32:06.053
2 -	28.412	44.201	89.0	29.652	65.2	1:42.265	83.78	15.167	09:33:48.318
3 -	42.996	1:03.345	66.9	35.444	56.9	2:21.785	60.42	54.687	09:36:10.103
4 -	46.127	1:01.789	66.7	36.361	55.5	2:24.277	59.38	57.179	09:38:34.380
5 -	44.858	1:06.027	68.6	33.671	103.2	2:24.556	59.27	57.458	09:40:58.936
6 -	27.271	36.962	131.5	22.942	104.6	1:27.175 (2)	98.28	0.077	09:42:26.111
7 -	27.121	1:02.932	127.5	23.722	102.9	1:53.775	75.30	26.677	09:44:19.886
8 -	27.239	37.379	129.0	23.362	103.5	1:27.980	97.38	0.882	09:45:47.866
9 -	27.915	37.356	128.8	24.158	102.7	1:29.429	95.80	2.331	09:47:17.295
10 -	27.612	37.597	126.6	23.519	102.1	1:28.728	96.56	1.630	09:48:46.023
11 -	27.550	37.170	127.8	23.249	103.5	1:27.969	97.39	0.871	09:50:13.992
12 -	27.258	36.825	128.5	23.155	103.8	1:27.238 (3)	98.21	0.140	09:51:41.230
13 -	26.837	37.286	130.8	23.385	105.1	1:27.508	97.91	0.410	09:53:08.738
14 -	26.853	36.659	131.0	23.727	103.7	1:27.239	98.21	0.141	09:54:35.977
15 -	27.010	37.218	129.5	22.870	104.3	1:27.098 (1)	98.37		09:56:03.075
16 -	26.965	37.827	122.4	23.494	103.5	1:28.286	97.04	1.188	09:57:31.361
17 -	27.159	37.109	128.0	23.601	103.5	1:27.869	97.50	0.771	09:58:59.230
18 -	27.088	37.197	125.4	24.424	93.8	1:28.709	96.58	1.611	10:00:27.939

P18 55		Robin LONGDON				Lola-Ford Mk5A - 1963			
IDEAL LAP TIME : 1:27.328		BEST LAP TIME : 1:27.694		DIFFERENCE : 0.366					
LAP	SECTOR 1	SECTOR 2		SECTOR 3		LAP TIME	MPH	DIFF	TIME OF DAY
1 -		39.157	129.0	24.442	100.7	1:40.168	85.53	12.474	09:32:10.483
2 -	29.418	46.978	91.6	28.186	95.0	1:44.582	81.92	16.888	09:33:55.065
3 -	39.858	1:05.319	57.7	34.595	51.1	2:19.772	61.29	52.078	09:36:14.837
4 -	48.024	1:02.444	69.9	34.052	58.8	2:24.520	59.28	56.826	09:38:39.357
5 -	45.839	1:04.940	45.2	33.390	100.9	2:24.169	59.43	56.475	09:41:03.526
6 -	27.781	37.684	130.0	23.565	102.7	1:29.030	96.23	1.336	09:42:32.556
7 -	27.941	37.796	130.0	23.934	101.6	1:29.671	95.54	1.977	09:44:02.227
8 -	27.779	37.813	129.3	24.068	101.6	1:29.660	95.56	1.966	09:45:31.887
9 -	27.865	42.052	126.3	24.547	101.8	1:34.464	90.70	6.770	09:47:06.351
10 -	27.921	38.454	128.0	24.639	100.4	1:31.014	94.13	3.320	09:48:37.365
11 -	27.648	38.777	124.5	24.312	102.2	1:30.737	94.42	3.043	09:50:08.102
12 -	27.338	37.356	129.3	23.951	98.6	1:28.645	96.65	0.951	09:51:36.747
13 -	27.564	37.156	131.3	24.669	95.7	1:29.389	95.85	1.695	09:53:06.136
14 -	27.801	37.414	130.3	23.286	103.0	1:28.501 (3)	96.81	0.807	09:54:34.637
15 -	27.156	37.029	130.0	23.509	101.9	1:27.694 (1)	97.70		09:56:02.331
16 -	27.304	37.648	124.9	24.000	101.3	1:28.952	96.32	1.258	09:57:31.283
17 -	28.275	37.344	129.8	23.427	102.2	1:29.046	96.21	1.352	09:59:00.329
18 -	27.013	37.646	130.3	23.314	99.7	1:27.973 (2)	97.39	0.279	10:00:28.302

Chichester Cup

RACE 9 - SECTOR ANALYSIS



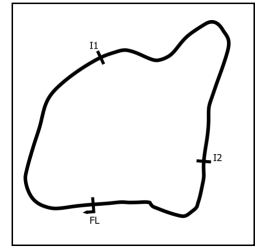
SECTOR 1 = FL to I1, SECTOR 2 = I1 to I2, SECTOR 3 = I2 to FL, DIFF = Difference To Personal Best Lap, P = Crossed Finish Line in Pit Lane, D = Time Disallowed

P19		2		Geoff UNDERWOOD		Brabham BT2 - 1962			
IDEAL LAP TIME : 1:28.166		BEST LAP TIME : 1:28.631		DIFFERENCE : 0.465					
LAP	SECTOR 1	SECTOR 2		SECTOR 3		LAP TIME	MPH	DIFF	TIME OF DAY
1 -		39.530	125.4	24.358	102.9	1:42.292	83.75	13.661	09:32:12.607
2 -	30.587	45.994	77.9	28.347	99.1	1:44.928	81.65	16.297	09:33:57.535
3 -	38.931	1:04.895	54.9	35.081	64.9	2:18.907	61.68	50.276	09:36:16.442
4 -	48.154	1:02.171	61.5	33.812	64.5	2:24.137	59.44	55.506	09:38:40.579
5 -	46.090	1:04.456	47.2	33.718	102.2	2:24.264	59.39	55.633	09:41:04.843
6 -	28.451	38.256	128.8	23.891	102.6	1:30.598	94.57	1.967	09:42:35.441
7 -	27.774	38.385	125.6	24.197	103.0	1:30.356	94.82	1.725	09:44:05.797
8 -	27.718	37.807	126.1	24.181	103.5	1:29.706	95.51	1.075	09:45:35.503
9 -	28.456	38.357	124.7	24.823	103.7	1:31.636	93.50	3.005	09:47:07.139
10 -	28.751	37.999	125.4	24.458	103.5	1:31.208	93.93	2.577	09:48:38.347
11 -	28.544	37.643	127.8	24.424	104.5	1:30.611	94.55	1.980	09:50:08.958
12 -	27.838	37.365	129.0	23.845	101.3	1:29.048	96.21	0.417	09:51:38.006
13 -	27.597	37.483	128.8	23.840	102.2	1:28.920 (3)	96.35	0.289	09:53:06.926
14 -	27.630	37.180	129.5	23.821	103.7	1:28.631 (1)	96.67		09:54:35.557
15 -	27.368	37.985	129.0	23.618	103.0	1:28.971	96.30	0.340	09:56:04.528
16 -	27.674	37.943	127.3	23.936	102.2	1:29.553	95.67	0.922	09:57:34.081
17 -	27.775	37.532	123.5	25.442	101.5	1:30.749	94.41	2.118	09:59:04.830
18 -	27.844	37.311	126.8	23.754	102.6	1:28.909 (2)	96.36	0.278	10:00:33.739

P20		80		Serge KRIKNOFF		Lotus-Ford 22 - 1963			
IDEAL LAP TIME : 1:28.243		BEST LAP TIME : 1:28.854		DIFFERENCE : 0.611					
LAP	SECTOR 1	SECTOR 2		SECTOR 3		LAP TIME	MPH	DIFF	TIME OF DAY
1 -		40.166	120.2	24.871	102.4	1:43.112	83.09	14.258	09:32:13.427
2 -	30.802	46.098	82.0	29.170	95.5	1:46.070	80.77	17.216	09:33:59.497
3 -	38.492	1:05.409	65.0	34.169	68.6	2:18.070	62.05	49.216	09:36:17.567
4 -	47.964	1:03.272	71.6	32.650	70.4	2:23.886	59.54	55.032	09:38:41.453
5 -	46.184	1:04.282	56.4	33.183	101.8	2:23.649	59.64	54.795	09:41:05.102
6 -	28.912	38.886	124.5	24.059	102.1	1:31.857	93.27	3.003	09:42:36.959
7 -	28.093	37.832	127.3	24.202	101.3	1:30.127	95.06	1.273	09:44:07.086
8 -	27.940	37.607	129.0	23.942	101.8	1:29.489	95.74	0.635	09:45:36.575
9 -	28.053	38.255	124.2	24.927	100.4	1:31.235	93.91	2.381	09:47:07.810
10 -	28.346	37.890	127.5	24.540	102.4	1:30.776	94.38	1.922	09:48:38.586
11 -	28.643	37.794	130.3	24.179	103.5	1:30.616	94.55	1.762	09:50:09.202
12 -	27.865	37.562	129.3	24.353	101.9	1:29.780	95.43	0.926	09:51:38.982
13 -	28.065	37.874	128.5	23.612	101.2	1:29.551	95.67	0.697	09:53:08.533
14 -	27.883	37.148	128.8	23.823	101.9	1:28.854 (1)	96.42		09:54:37.387
15 -	27.874	37.361	129.3	24.261	101.5	1:29.496	95.73	0.642	09:56:06.883
16 -	28.096	37.418	127.0	23.596	101.8	1:29.110 (3)	96.15	0.256	09:57:35.993
17 -	27.544	37.103	128.5	24.328	107.0	1:28.975 (2)	96.29	0.121	09:59:04.968
18 -	28.141	37.532	128.0	23.910	100.3	1:29.583	95.64	0.729	10:00:34.551

Chichester Cup

RACE 9 - SECTOR ANALYSIS



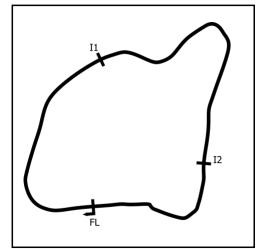
SECTOR 1 = FL to I1, SECTOR 2 = I1 to I2, SECTOR 3 = I2 to FL, DIFF = Difference To Personal Best Lap, P = Crossed Finish Line in Pit Lane, D = Time Disallowed

P21 61		Andrew BEAUMONT				Lotus-Ford 22 - 1962			
IDEAL LAP TIME : 1:28.877		BEST LAP TIME : 1:29.282				DIFFERENCE : 0.405			
LAP	SECTOR 1	SECTOR 2		SECTOR 3		LAP TIME	MPH	DIFF	TIME OF DAY
1 -		39.557	128.0	24.533	102.4	1:41.527	84.39	12.245	09:32:11.842
2 -	31.027	45.595	85.7	27.794	98.1	1:44.416	82.05	15.134	09:33:56.258
3 -	39.591	1:05.082	56.2	34.785	61.4	2:19.458	61.43	50.176	09:36:15.716
4 -	48.178	1:02.293	63.9	33.955	57.8	2:24.426	59.32	55.144	09:38:40.142
5 -	45.835	1:04.669	47.0	33.593	101.9	2:24.097	59.45	54.815	09:41:04.239
6 -	28.430	37.818	129.8	23.851	103.2	1:30.099	95.09	0.817	09:42:34.338
7 -	27.820	38.239	129.3	24.011	102.9	1:30.070	95.12	0.788	09:44:04.408
8 -	28.356	38.311	130.0	24.007	102.4	1:30.674	94.49	1.392	09:45:35.082
9 -	28.476	38.369	124.0	24.833	103.0	1:31.678	93.45	2.396	09:47:06.760
10 -	28.016	38.462	129.3	24.518	101.8	1:30.996	94.15	1.714	09:48:37.756
11 -	28.664	37.748	128.3	24.485	103.0	1:30.897	94.26	1.615	09:50:08.653
12 -	27.608	37.655	129.3	24.934	102.7	1:30.197	94.99	0.915	09:51:38.850
13 -	27.959	38.390	127.0	24.619	102.4	1:30.968	94.18	1.686	09:53:09.818
14 -	27.919	37.744	129.3	23.619	103.4	1:29.282 (1)	95.96		09:54:39.100
15 -	27.692	37.839	129.0	23.884	103.0	1:29.415 (2)	95.82	0.133	09:56:08.515
16 -	27.824	38.487	119.8	24.755	103.5	1:31.066	94.08	1.784	09:57:39.581
17 -	28.002	38.262	127.3	23.614	103.4	1:29.878 (3)	95.32	0.596	09:59:09.459
18 -	28.088	38.012	127.5	25.180	100.9	1:31.280	93.86	1.998	10:00:40.739

P22 66		Petter HUSE				Focus MkIV - 1962			
IDEAL LAP TIME : 1:31.889		BEST LAP TIME : 1:32.546				DIFFERENCE : 0.657			
LAP	SECTOR 1	SECTOR 2		SECTOR 3		LAP TIME	MPH	DIFF	TIME OF DAY
1 -		42.476	120.0	25.561	97.6	1:49.010	78.59	16.464	09:32:19.325
2 -	31.264	45.482	90.5	31.220	92.1	1:47.966	79.35	15.420	09:34:07.291
3 -	34.619	1:05.104	82.2	35.268	69.2	2:14.991	63.47	42.445	09:36:22.282
4 -	47.679	1:03.850	71.0	32.722	82.6	2:24.251	59.39	51.705	09:38:46.533
5 -	45.865	1:03.700	67.0	32.631	97.3	2:22.196	60.25	49.650	09:41:08.729
6 -	30.003	39.831	121.1	25.612	97.3	1:35.446	89.76	2.900	09:42:44.175
7 -	29.026	39.751	120.9	25.331	96.5	1:34.108	91.04	1.562	09:44:18.283
8 -	28.882	39.532	121.5	24.863	97.3	1:33.277	91.85	0.731	09:45:51.560
9 -	28.706	39.529	120.6	25.156	97.5	1:33.391	91.74	0.845	09:47:24.951
10 -	29.403	39.353	120.2	24.742	97.1	1:33.498	91.63	0.952	09:48:58.449
11 -	28.819	38.963	120.6	24.764	97.6	1:32.546 (1)	92.58		09:50:30.995
12 -	28.539	39.356	120.6	24.774	99.4	1:32.669 (2)	92.45	0.123	09:52:03.664
13 -	29.963	40.447	121.3	24.803	98.6	1:35.213	89.98	2.667	09:53:38.877
14 -	29.230	39.642	120.9	24.387	98.3	1:33.259	91.87	0.713	09:55:12.136
15 -	28.868	40.132	117.5	24.791	92.3	1:33.791	91.35	1.245	09:56:45.927
16 -	28.912	39.759	117.7	24.705	96.9	1:33.376	91.75	0.830	09:58:19.303
17 -	28.598	39.304	119.1	24.962	95.7	1:32.864 (3)	92.26	0.318	09:59:52.167

Chichester Cup

RACE 9 - SECTOR ANALYSIS



SECTOR 1 = FL to I1, SECTOR 2 = I1 to I2, SECTOR 3 = I2 to FL, DIFF = Difference To Personal Best Lap, P = Crossed Finish Line in Pit Lane, D = Time Disallowed

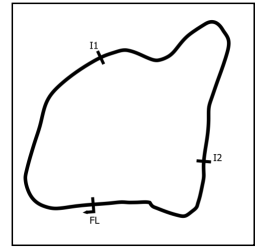
P23 73		Peter ANSTISS		Lotus-Ford 20/22 - 1961					
IDEAL LAP TIME : 1:32.285		BEST LAP TIME : 1:32.459		DIFFERENCE : 0.174					
LAP	SECTOR 1	SECTOR 2	SECTOR 3	LAP TIME	MPH	DIFF	TIME OF DAY		
1 -		40.546	120.9	26.297	97.1	1:46.934	80.12	14.475	09:32:17.249
2 -	32.689	45.743	93.0	30.679	91.3	1:49.111	78.52	16.652	09:34:06.360
3 -	34.705	1:05.110	79.9	35.599	67.9	2:15.414	63.27	42.955	09:36:21.774
4 -	47.428	1:03.465	72.7	33.227	75.4	2:24.120	59.45	51.661	09:38:45.894
5 -	45.285	1:04.345	67.2	32.550	96.0	2:22.180	60.26	49.721	09:41:08.074
6 -	30.214	38.712	124.5	24.594	99.5	1:33.520	91.61	1.061	09:42:41.594
7 -	29.116	38.682	124.5	24.661	99.2	1:32.459 (1)	92.66		09:44:14.053
8 -	29.404	38.928	123.1	24.824	97.5	1:33.156 (2)	91.97	0.697	09:45:47.209
9 -	30.323	39.192	122.6	24.762	98.6	1:34.277	90.88	1.818	09:47:21.486
10 -	29.918	39.455	122.4	24.869	99.1	1:34.242	90.91	1.783	09:48:55.728
11 -	29.602	39.184	122.4	24.553	99.4	1:33.339 (3)	91.79	0.880	09:50:29.067
12 -	29.560	39.524	121.5	24.953	98.3	1:34.037	91.11	1.578	09:52:03.104
13 -	30.311	40.344	121.7	24.577	98.2	1:35.232	89.96	2.773	09:53:38.336
14 -	30.721	40.039	124.0	24.487	98.9	1:35.247	89.95	2.788	09:55:13.583
15 -	29.967	39.619	119.6	24.525	98.9	1:34.111	91.04	1.652	09:56:47.694
16 -	29.667	39.230	122.2	24.662	98.3	1:33.559	91.57	1.100	09:58:21.253
17 -	29.707	39.085	121.7	25.219	95.1	1:34.011	91.13	1.552	09:59:55.264

P24 27		Chris LOCKE		Lotus-Ford 27 - 1963					
IDEAL LAP TIME : 1:31.278		BEST LAP TIME : 1:31.457		DIFFERENCE : 0.179					
LAP	SECTOR 1	SECTOR 2	SECTOR 3	LAP TIME	MPH	DIFF	TIME OF DAY		
1 -		43.189	126.8	26.973	96.8	1:52.632	76.07	21.175	09:32:22.947
2 -	31.093	45.487	102.4	29.464	98.2	1:46.044	80.79	14.587	09:34:08.991
3 -	34.549	1:05.395	76.1	35.683	84.0	2:15.627	63.17	44.170	09:36:24.618
4 -	47.180	1:04.065	82.2	34.169	87.3	2:25.414	58.92	53.957	09:38:50.032
5 -	44.469	1:02.700	67.6	33.613	102.6	2:20.782	60.86	49.325	09:41:10.814
6 -	30.803	39.586	123.5	25.778	104.5	1:36.167	89.09	4.710	09:42:46.981
7 -	30.155	41.813	120.6	27.803	101.3	1:39.771	85.87	8.314	09:44:26.752
8 -	31.570	41.407	116.7	26.722	103.8	1:39.699	85.93	8.242	09:46:06.451
9 -	29.716	39.361	128.8	26.032	103.2	1:35.109	90.08	3.652	09:47:41.560
10 -	29.242	39.654	128.8	25.792	103.5	1:34.688	90.48	3.231	09:49:16.248
11 -	28.749	40.962	130.3	26.005	88.0	1:35.716	89.51	4.259	09:50:51.964
12 -	28.997	38.671	129.0	25.475	103.5	1:33.143	91.98	1.686	09:52:25.107
13 -	28.538	39.925	129.5	25.141	100.1	1:33.604	91.53	2.147	09:53:58.711
14 -	28.221	38.735	129.3	25.623	103.5	1:32.579 (2)	92.54	1.122	09:55:31.290
15 -	29.598	39.853	121.3	24.825	103.8	1:34.276	90.88	2.819	09:57:05.566
16 -	28.208	39.666	122.6	25.223	101.0	1:33.097 (3)	92.03	1.640	09:58:38.663
17 -	27.782	38.791	130.5	24.884	101.5	1:31.457 (1)	93.68		10:00:10.120

P25 126		Peter STRAUSS		Brabham-Ford BT6 - 1963					
IDEAL LAP TIME : 1:35.096		BEST LAP TIME : 1:35.691		DIFFERENCE : 0.595					
LAP	SECTOR 1	SECTOR 2	SECTOR 3	LAP TIME	MPH	DIFF	TIME OF DAY		
1 -		43.582	111.6	27.549	97.8	1:53.265	75.64	17.574	09:32:23.580
2 -	32.054	42.707	111.2	29.594	90.5	1:44.355	82.10	8.664	09:34:07.935
3 -	34.419	1:05.579	76.1	35.350	84.4	2:15.348	63.30	39.657	09:36:23.283
4 -	47.546	1:03.502	72.1	33.540	90.0	2:24.588	59.25	48.897	09:38:47.871
5 -	45.531	1:03.123	67.3	33.679	97.8	2:22.333	60.19	46.642	09:41:10.204
6 -	30.822	39.762	123.8	25.484	100.1	1:36.068 (3)	89.18	0.377	09:42:46.272
7 -	30.511	41.789	118.1	27.778	97.3	1:40.078	85.61	4.387	09:44:26.350
8 -	31.580	41.483	117.7	27.065	96.0	1:40.128	85.57	4.437	09:46:06.478
9 -	31.126	40.397	123.1	25.630	100.4	1:37.153	88.19	1.462	09:47:43.631
10 -	30.528	40.960	123.1	26.150	94.6	1:37.638	87.75	1.947	09:49:21.269
11 -	30.900	40.578	118.7	26.377	98.3	1:37.855	87.55	2.164	09:50:59.124
12 -	31.133	40.829	122.0	26.197	97.3	1:38.159	87.28	2.468	09:52:37.283
13 -	30.506	40.158	118.5	27.128	100.3	1:37.792	87.61	2.101	09:54:15.075
14 -	30.190	40.168	123.8	25.333	98.8	1:35.691 (1)	89.53		09:55:50.766
15 -	30.188	40.035	117.1	27.372	97.2	1:37.595	87.79	1.904	09:57:28.361
16 -	30.518	40.327	123.5	25.776	98.1	1:36.621	88.67	0.930	09:59:04.982
17 -	30.001	39.941	122.6	25.856	97.9	1:35.798 (2)	89.43	0.107	10:00:40.780

Chichester Cup

RACE 9 - SECTOR ANALYSIS



SECTOR 1 = FL to I1, SECTOR 2 = I1 to I2, SECTOR 3 = I2 to FL, DIFF = Difference To Personal Best Lap, P = Crossed Finish Line in Pit Lane, D = Time Disallowed

P26 67		Anthony BINNINGTON				Cooper-Ford T67 - 1963			
IDEAL LAP TIME : 1:30.647		BEST LAP TIME : 1:30.801		DIFFERENCE : 0.154					
LAP	SECTOR 1	SECTOR 2		SECTOR 3		LAP TIME	MPH	DIFF	TIME OF DAY
1 -		40.074	118.3	25.052	96.5	1:43.139	83.07	12.338	09:32:13.454
2 -	32.561	47.249	84.9	31.256	92.5	1:51.066	77.14	20.265	09:34:04.520
3 -	34.713	1:05.667	74.8	34.771	64.7	2:15.151	63.39	44.350	09:36:19.671
4 -	47.499	1:03.447	66.8	32.997	72.7	2:23.943	59.52	53.142	09:38:43.614
5 -	45.762	1:04.267	73.5	32.744	95.3	2:22.773	60.01	51.972	09:41:06.387
6 -	29.826	39.226	122.6	24.635	97.1	1:33.687	91.45	2.886	09:42:40.074
7 -	28.845	38.962	123.1	24.794	95.4	1:32.601	92.52	1.800	09:44:12.675
8 -	28.377	38.843	118.3	25.013	95.1	1:32.233	92.89	1.432	09:45:44.908
9 -	29.341	38.489	121.5	24.419	98.5	1:32.249	92.87	1.448	09:47:17.157
10 -	28.909	38.472	123.3	24.328	97.9	1:31.709 (3)	93.42	0.908	09:48:48.866
11 -	28.129	38.262	122.2	24.410	97.6	1:30.801 (1)	94.36		09:50:19.667
12 -	28.057	38.994	120.4	24.484	98.6	1:31.535 (2)	93.60	0.734	09:51:51.202
13 -	28.223	38.580	112.7	25.373	77.1	1:32.176	92.95	1.375	09:53:23.378
14 -	30.549	42.531	119.4	25.141	92.0	1:38.221	87.23	7.420	09:55:01.599

P27 69		Stuart ROACH				Alexis-Ford Mk4 - 1962			
IDEAL LAP TIME : 1:26.140		BEST LAP TIME : 1:26.506		DIFFERENCE : 0.366					
LAP	SECTOR 1	SECTOR 2		SECTOR 3		LAP TIME	MPH	DIFF	TIME OF DAY
1 -	OUTLAP	37.562	127.8	23.960	101.2	1:35.341	89.86	8.835	09:32:05.656
2 -	27.342	44.874	85.7	29.875	62.0	1:42.091	83.92	15.585	09:33:47.747
3 -	42.791	1:03.103	71.4	35.328	54.4	2:21.222	60.67	54.716	09:36:08.969
4 -	46.217	1:01.581	67.9	36.507	56.2	2:24.305	59.37	57.799	09:38:33.274
5 -	45.192	1:06.108	66.7	33.834	101.8	2:25.134	59.03	58.628	09:40:58.408
6 -	27.404	36.801	130.5	23.054	102.7	1:27.259	98.19	0.753	09:42:25.667
7 -	26.841	36.644	128.3	23.021	101.8	1:26.506 (1)	99.04		09:43:52.173
8 -	27.003	36.614	129.5	23.277	102.6	1:26.894	98.60	0.388	09:45:19.067
9 -	27.105	37.053	126.6	23.618	101.6	1:27.776	97.61	1.270	09:46:46.843
10 -	27.287	36.510	125.6	23.144	101.9	1:26.941	98.54	0.435	09:48:13.784
11 -	27.206	36.641	125.2	22.847	101.5	1:26.694 (3)	98.83	0.188	09:49:40.478
12 -	27.172	36.634	125.4	22.789	102.6	1:26.595 (2)	98.94	0.089	09:51:07.073
13 -	27.089	37.934	117.7	IN PIT		2:07.999 P	66.93	41.493	09:53:15.072

P28 175		Chris GOODWIN				Lotus-Ford 22 - 1962			
IDEAL LAP TIME : 1:25.071		BEST LAP TIME : 1:25.499		DIFFERENCE : 0.428					
LAP	SECTOR 1	SECTOR 2		SECTOR 3		LAP TIME	MPH	DIFF	TIME OF DAY
1 -		37.016	128.5	23.118	105.3	1:32.432	92.69	6.933	09:32:02.747
2 -	27.509	43.773	89.4	29.277	75.7	1:40.559	85.20	15.060	09:33:43.306
3 -	43.508	1:01.183	70.1	37.628	63.7	2:22.319	60.20	56.820	09:36:05.625
4 -	45.157	1:01.577	61.6	36.003	64.2	2:22.737	60.02	57.238	09:38:28.362
5 -	45.536	1:07.960	67.8	33.872	105.8	2:27.368	58.14	1:01.869	09:40:55.730
6 -	26.755	36.691	131.0	22.536	105.5	1:25.982 (3)	99.64	0.483	09:42:21.712
7 -	26.668	36.415	132.3	22.416	106.0	1:25.499 (1)	100.21		09:43:47.211
8 -	26.418	36.294	132.6	22.863	106.6	1:25.575 (2)	100.12	0.076	09:45:12.786

P29 993		Piero Enrico TONETTI				De Tomaso-Ford - 1963			
IDEAL LAP TIME : 1:32.377		BEST LAP TIME : 1:32.377		DIFFERENCE : 0.000					
LAP	SECTOR 1	SECTOR 2		SECTOR 3		LAP TIME	MPH	DIFF	TIME OF DAY
1 -		40.369	123.8	26.094	98.6	1:46.334 (2)	80.57	13.957	09:32:16.649
2 -	29.833	47.036	87.0	31.327	93.7	1:48.196 (3)	79.18	15.819	09:34:04.845
3 -	34.757	1:05.678	73.9	35.143	66.2	2:15.578	63.19	43.201	09:36:20.423
4 -	47.398	1:03.289	69.9	33.275	75.0	2:23.962	59.51	51.585	09:38:44.385
5 -	45.663	1:04.157	68.2	32.583	100.3	2:22.403	60.16	50.026	09:41:06.788
6 -	28.401	39.135	127.0	24.841	100.0	1:32.377 (1)	92.75		09:42:39.165

Chichester Cup

RACE 9 - BEST SECTORS

SECTOR 1			SECTOR 2			SECTOR 3			IDEAL / BEST COMPARISON						
POS	NO	NAME	TIME	NO	NAME	TIME	NO	NAME	TIME	POS	NO	NAME	IDEAL	BEST	DIFF
													PERFECT LAP	1:23.555	
1	68	FITZ-SIMON	26.115	68	FITZ-SIMON	35.420	4	HIBBERD	22.020	1	68	FITZ-SIMON	1:23.665	1:23.773	0.108
2	4	HIBBERD	26.331	4	HIBBERD	35.477	5	BRUNDLE	22.074	2	4	HIBBERD	1:23.828	1:23.985	0.157
3	175	GOODWIN	26.418	194	RICHARDS	35.519	68	FITZ-SIMON	22.130	3	194	RICHARDS	1:24.227	1:24.340	0.113
4	5	BRUNDLE	26.426	5	BRUNDLE	35.906	194	RICHARDS	22.177	4	5	BRUNDLE	1:24.406	1:24.848	0.442
5	194	RICHARDS	26.531	29	FENNELL	35.979	175	GOODWIN	22.416	5	175	GOODWIN	1:25.071	1:25.499	0.428
6	992	TONETTI	26.675	175	GOODWIN	36.237	50	BUHOFER	22.564	6	29	FENNELL	1:25.379	1:25.631	0.252
7	29	FENNELL	26.720	76	CHILD	36.306	180	MOWLE	22.566	7	76	CHILD	1:25.733	1:26.094	0.361
8	87	REY	26.809	3	WERNER	36.315	76	CHILD	22.597	8	180	MOWLE	1:25.818	1:26.559	0.741
9	76	CHILD	26.830	17	DIFFEY	36.316	29	FENNELL	22.680	9	50	BUHOFER	1:25.898	1:26.392	0.494
10	99	SHAW	26.837	992	TONETTI	36.322	3	WERNER	22.725	10	3	WERNER	1:25.920	1:26.642	0.722
11	69	ROACH	26.841	180	MOWLE	36.342	17	DIFFEY	22.778	11	17	DIFFEY	1:25.956	1:26.292	0.336
12	17	DIFFEY	26.862	50	BUHOFER	36.467	69	ROACH	22.789	12	992	TONETTI	1:26.088	1:26.351	0.263
13	50	BUHOFER	26.867	84	WOODHOUSE	36.507	99	SHAW	22.870	13	69	ROACH	1:26.140	1:26.506	0.366
14	3	WERNER	26.880	69	ROACH	36.510	36	BAKER	22.881	14	99	SHAW	1:26.366	1:27.098	0.732
15	180	MOWLE	26.910	99	SHAW	36.659	84	WOODHOUSE	23.080	15	84	WOODHOUSE	1:26.591	1:26.953	0.362
16	122	RUSSELL	26.936	122	RUSSELL	36.694	992	TONETTI	23.091	16	122	RUSSELL	1:26.775	1:26.933	0.158
17	84	WOODHOUSE	27.004	87	REY	36.984	87	REY	23.107	17	87	REY	1:26.900	1:27.299	0.399
18	55	LONGDON	27.013	36	BAKER	37.004	122	RUSSELL	23.145	18	36	BAKER	1:27.025	1:27.238	0.213
19	36	BAKER	27.140	55	LONGDON	37.029	55	LONGDON	23.286	19	55	LONGDON	1:27.328	1:27.694	0.366
20	2	UNDERWOOD	27.368	80	KRIKNOFF	37.103	80	KRIKNOFF	23.596	20	2	UNDERWOOD	1:28.166	1:28.631	0.465
21	80	KRIKNOFF	27.544	2	UNDERWOOD	37.180	61	BEAUMONT	23.614	21	80	KRIKNOFF	1:28.243	1:28.854	0.611
22	61	BEAUMONT	27.608	61	BEAUMONT	37.655	2	UNDERWOOD	23.618	22	61	BEAUMONT	1:28.877	1:29.282	0.405
23	27	LOCKE	27.782	67	BINNINGTON	38.262	67	BINNINGTON	24.328	23	67	BINNINGTON	1:30.647	1:30.801	0.154
24	67	BINNINGTON	28.057	27	LOCKE	38.671	66	HUSE	24.387	24	27	LOCKE	1:31.278	1:31.457	0.179
25	993	TONETTI	28.401	73	ANSTISS	38.682	73	ANSTISS	24.487	25	66	HUSE	1:31.889	1:32.546	0.657
26	66	HUSE	28.539	66	HUSE	38.963	27	LOCKE	24.825	26	73	ANSTISS	1:32.285	1:32.459	0.174
27	73	ANSTISS	29.116	993	TONETTI	39.135	993	TONETTI	24.841	27	993	TONETTI	1:32.377	1:32.377	0.000
28	126	STRAUSS	30.001	126	STRAUSS	39.762	126	STRAUSS	25.333	28	126	STRAUSS	1:35.096	1:35.691	0.595
29										29	53	WILSON		1:23.279	
30															

Chichester Cup

RACE 9 - BEST SPEEDS

POS	INTERMEDIATE 1			INTERMEDIATE 2			FINISH LINE		
	NO	NAME	MPH	NO	NAME	MPH	NO	NAME	MPH
1				992	TONETTI	136.6	5	BRUNDLE	108.0
2				5	BRUNDLE	133.9	194	RICHARDS	107.3
3				175	GOODWIN	133.4	80	KRIKNOFF	107.0
4				29	FENNELL	133.1	4	HIBBERD	106.8
5				4	HIBBERD	132.6	175	GOODWIN	106.6
6				17	DIFFEY	132.6	68	FITZ-SIMON	106.1
7				76	CHILD	132.1	29	FENNELL	106.1
8				180	MOWLE	131.8	992	TONETTI	106.1
9				84	WOODHOUSE	131.5	180	MOWLE	105.5
10				122	RUSSELL	131.5	76	CHILD	105.3
11				99	SHAW	131.5	122	RUSSELL	105.1
12				68	FITZ-SIMON	131.3	99	SHAW	105.1
13				55	LONGDON	131.3	87	REY	105.0
14				194	RICHARDS	131.0	50	BUHOFER	104.6
15				3	WERNER	131.0	2	UNDERWOOD	104.5
16				87	REY	130.8	27	LOCKE	104.5
17				27	LOCKE	130.5	84	WOODHOUSE	104.3
18				69	ROACH	130.5	17	DIFFEY	104.0
19				80	KRIKNOFF	130.3	36	BAKER	103.5
20				50	BUHOFER	130.0	61	BEAUMONT	103.5
21				61	BEAUMONT	130.0	3	WERNER	103.4
22				2	UNDERWOOD	129.5	55	LONGDON	103.0
23				36	BAKER	128.5	69	ROACH	102.7
24				993	TONETTI	127.0	126	STRAUSS	100.4
25				73	ANSTISS	124.5	993	TONETTI	100.3
26				126	STRAUSS	123.8	73	ANSTISS	99.5
27				67	BINNINGTON	123.3	66	HUSE	99.4
28				66	HUSE	121.5	67	BINNINGTON	98.6
29									
30									

Chichester Cup

RACE 9 - STATISTICS

Competitors Started 30
Planned Start 2023-09-10 @ 09:40:00.000
Actual Start 2023-09-10 @ 09:30:30.314
Finish Time 2023-09-10 @ 09:59:10.606
Track Length 2.3800mi.
Total Laps 488
Total Distance Covered 1161.4403mi.

Session Fastest Lap History

NO	NAME	LAP TIME	TIME OF DAY	LAP	VEHICLE
68	Horatio FITZ-SIMON	1:31.246	09:32:01.583	1	Lotus-Ford 22
68	Horatio FITZ-SIMON	1:24.553	09:42:18.115	6	Lotus-Ford 22
53	Sam WILSON	1:24.211	09:42:18.239	6	Lotus-Ford 20/22
68	Horatio FITZ-SIMON	1:24.045	09:43:42.159	7	Lotus-Ford 22
68	Horatio FITZ-SIMON	1:23.773	09:45:05.932	8	Lotus-Ford 22
53	Sam WILSON	1:23.646	09:45:06.076	8	Lotus-Ford 20/22
53	Sam WILSON	1:23.638	09:52:09.260	13	Lotus-Ford 20/22
53	Sam WILSON	1:23.279	09:59:10.785	18	Lotus-Ford 20/22

Session Leader History

NO	NAME	FROM LAP	LAPS LED	DISTANCE	VEHICLE
68	Horatio FITZ-SIMON	1	18	42.84 miles	Lotus-Ford 22

Flag History

TYPE	TIME OF DAY
GREEN	09:30:30.314
SAFETY	09:32:12.409
GREEN	09:40:49.465
FINISH	09:59:10.606

Flag Statistics

TYPE	COUNT	TOTAL LAPS	TOTAL TIME
Green	2	15	21:52.765
Red	0	0	0.000
Safety Car	1	3	8:37.056
FCY	0	0	0.000