

e1

## FORMULA JUNIOR Qualifying Practice PROVISIONAL PRACTICE RESULTS

CONDICIONES ATMOSFERICAS: **Soleado**ESTADO DE LA PISTA: **Seca**

Ord. #	Piloto	Licencia	Club	Marca	NV	VR	Tiempo	Gap	Intv	VMax
1	88 e1 Alex AMES	GBR		Brabham	10	9	<b>2:04.109</b>	----	----	<b>188,5</b>
2	158 e1 Patrick D'AUBREBY	FRA		Lotus	7	7	<b>2:04.310</b>	0.201	0.201	<b>187,7</b>
3	50 e1 Philipp BUHOFER	SWI		Lotus	12	11	<b>2:04.537</b>	0.428	0.227	<b>188,6</b>
4	80 e1 Lee MOWLE	GBR		Lotus	12	9	<b>2:05.077</b>	0.968	0.540	<b>189,5</b>
5	99 e1 Mark SHAW	GBR		Brabham	11	5	<b>2:05.258</b>	1.149	0.181	<b>187,4</b>
6	187 e1 Stéphane REY	FRA		Lola	12	11	<b>2:05.525</b>	1.416	0.267	<b>186,0</b>
7	27 e1 Richard WILSON	GBR		Lotus	11	11	<b>2:06.425</b>	2.316	0.900	<b>185,4</b>
8	58 e1 Richard SMEETON	GBR		Wainer	12	8	<b>2:06.702</b>	2.593	0.277	<b>188,6</b>
9	61 e1 Andrew BEAUMONT	GBR		Lotus	11	11	<b>2:07.434</b>	3.326	0.733	<b>188,8</b>
10	55 e1 Lukas HALUSA	AUT		Lotus	3	3	<b>2:07.920</b>	3.811	0.485	<b>169,1</b>
11	73 e1 Peter ANSTISS	GBR		Lotus	11	5	<b>2:11.798</b>	7.689	3.878	<b>176,3</b>
12	87 d2 Pierre GUICHARD	DEN		Lynx	11	8	<b>2:14.806</b>	10.697	3.008	<b>180,2</b>
13	3 e1 James HAGAN	GBR		Lynx	4	3	<b>2:16.108</b>	11.999	1.302	<b>0,0</b>
14	97 d2 Hans CIERS	BEL		Lotus	9	2	<b>2:22.828</b>	18.719	6.720	<b>170,9</b>
15	74 a Malcolm WISHART	GBR		Faranda	10	9	<b>2:29.008</b>	24.899	6.180	<b>155,4</b>
16	7 b2 Duncan RABAGLIATI	GBR		Alexis	10	8	<b>2:30.436</b>	26.327	1.428	<b>158,6</b>

Tiempo Mínimo para Clasificar.- 2:41.342

Porcentaje para Clasificar: 130%


Circuito de Jerez, 23 DE OCTUBRE DE 2021

STEWARDS	RACE DIRECTOR	TIMEKEEPER
Hora:	Hora:	RESULTADOS PUBLICADOS A LAS 12:10 HORAS

LiveTiming: [live.crono-jerez.com](http://live.crono-jerez.com)

Pág 1 de 1





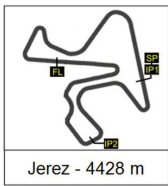
e2

## FORMULA JUNIOR Qualifying Practice LAP BY LAP

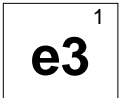
Vuelta	3	7	27	50	55	58	61	73	74	80	87	88
1	2:21.648	2:42.462	2:23.909	2:14.345	PIT EXIT	2:18.130	2:20.749	2:29.378	2:39.854	2:16.303	2:38.158	2:15.018
2	2:19.549	2:30.719	2:10.965	2:07.084	2:19.399	2:10.805	2:10.977	2:14.463	2:33.821	2:07.094	2:20.841	2:05.815
3	2:16.108*	2:30.439	2:08.156	2:06.343	2:07.920*	2:06.932	2:09.662	2:12.585	2:31.405	2:05.518	2:17.640	2:05.208
4	2:16.525	2:32.136	2:10.294	2:06.487		2:08.502	2:09.970	2:13.228	2:32.208	2:05.557	2:16.212	2:04.966
5		2:32.599	2:09.555	2:05.460		2:07.928	2:08.988	2:11.798*	2:31.434	2:07.666	2:16.181	PIT EXIT
6		2:31.805	2:07.467	2:07.928		2:07.248	2:07.979	2:13.445	2:31.330	2:08.808	2:16.588	2:24.584
7		2:31.969	2:07.296	2:05.795		2:06.755	PIT EXIT	2:14.752	2:31.345	2:05.141	2:16.519	2:05.514
8		2:30.436*	2:06.994	2:05.919		2:06.702*	2:16.559	2:15.621	2:33.829	2:05.350	2:14.806*	2:04.420
9		2:30.523	2:11.494	2:05.370		2:06.795	2:09.517	2:12.667	2:29.008*	2:05.077*	2:20.087	2:04.109*
10		2:31.225	2:07.128	2:06.322		2:06.780	2:08.102	2:14.238	2:30.808	2:06.423	2:20.938	2:04.457
11			2:06.425*	2:04.537*		2:07.156	2:07.434*	2:13.045		2:05.536	2:26.915	
12				2:06.690		2:06.828				2:06.812		

Vuelta	97	99	158	187								
1	2:39.924	2:13.651	2:17.987	2:32.728								
2	2:22.828*	2:15.092	2:07.653	2:10.781								
3	2:24.055	2:05.985	2:06.230	2:05.954								
4	2:27.211	2:05.465	PIT EXIT	2:06.568								
5	2:28.950	2:05.258*	2:13.186	2:07.514								
6	2:27.001	PIT EXIT	2:05.093	2:05.831								
7	2:32.625	2:20.366	2:04.310*	2:08.335								
8	2:28.354	2:05.742		2:09.484								
9	2:29.263	2:05.556		2:05.534								
10		2:10.424		2:05.930								
11		2:17.805		2:05.525*								
12				2:06.151								



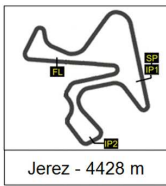


23 - 24 octubre 2021



## FORMULA JUNIOR Qualifying Practice ANALYSIS

Número	3		7		27		50		55		58		61		
	Vta	Sector	Vuelta	Sector	Vuelta	Sector	Vuelta	Sector	Vuelta	Sector	Vuelta	Sector	Vuelta		
1	IP1			1:04.69	1:04.698	54.579	54.579	54.311	54.311	58.207	58.207	55.188	55.188	58.986	58.986
	IP2			44.524	1:49.222	39.276	1:33.855	36.653	1:30.964	43.307	1:41.514	38.371	1:33.559	37.786	1:36.772
	FL	2:21.64	<b>2:21.648</b>	53.240	<b>2:42.462</b>	50.054	<b>2:23.909</b>	43.381	<b>2:14.345</b>	2:41.45	<b>PIT EXIT</b>	44.571	<b>2:18.130</b>	43.977	<b>2:20.749</b>
2	IP1			57.533	57.533	50.542	50.542	48.261	48.261	58.679	58.679	51.088	51.088	49.559	49.559
	IP2			41.835	1:39.368	36.876	1:27.418	36.435	1:24.696	36.887	1:35.566	36.403	1:27.491	38.016	1:27.575
	FL	2:19.54	<b>2:19.549</b>	51.351	<b>2:30.719</b>	43.547	<b>2:10.965</b>	42.388	<b>2:07.084</b>	43.833	<b>2:19.399</b>	43.314	<b>2:10.805</b>	43.403	<b>2:10.977</b>
3	IP1			57.978	57.978	49.157	49.157	48.552	48.552	49.237	49.237	48.451	48.451	49.698	49.698
	IP2			<b>41.628</b>	1:39.606	36.176	1:25.333	35.277	1:23.829	<b>36.179</b>	<b>1:25.416</b>	36.024	1:24.475	36.831	1:26.529
	FL	<b>2:16.10</b>	<b>2:16.108</b>	50.833	<b>2:30.439</b>	42.823	<b>2:08.156</b>	42.514	<b>2:06.343</b>	<b>42.504</b>	<b>2:07.920</b>	42.457	<b>2:06.932</b>	43.133	<b>2:09.662</b>
4	IP1			57.177	57.177	48.957	48.957	48.098	48.098	<b>49.202</b>	<b>49.202</b>	49.698	49.698	50.441	50.441
	IP2			42.416	1:39.593	36.913	1:25.870	35.275	1:23.373	43.436	1:32.638	36.293	1:25.991	36.336	1:26.777
	FL	2:16.52	<b>2:16.525</b>	52.543	<b>2:32.136</b>	44.425	<b>2:10.294</b>	43.114	<b>2:06.487</b>		-----	42.511	<b>2:08.502</b>	43.193	<b>2:09.970</b>
5	IP1			57.868	57.868	49.305	49.305	47.978	47.978			49.154	49.154	49.808	49.808
	IP2			43.165	1:41.033	36.760	1:26.065	34.959	1:22.937			36.062	1:25.216	36.191	1:25.999
	FL		-----	51.566	<b>2:32.599</b>	43.490	<b>2:09.555</b>	42.523	<b>2:05.460</b>			42.712	<b>2:07.928</b>	42.990	<b>2:08.988</b>
6	IP1			<b>56.562</b>	<b>56.562</b>	48.581	48.581	48.599	48.599			48.673	48.673	49.256	49.256
	IP2			41.708	<b>1:38.270</b>	36.303	1:24.884	36.580	1:25.179			35.947	1:24.620	36.385	1:25.641
	FL			53.535	<b>2:31.805</b>	42.583	<b>2:07.467</b>	42.749	<b>2:07.928</b>			42.628	<b>2:07.248</b>	<b>42.338</b>	<b>2:07.979</b>
7	IP1			57.919	57.919	48.661	48.661	48.079	48.079			48.471	48.471	49.645	49.645
	IP2			42.825	1:40.744	<b>35.742</b>	1:24.403	35.134	1:23.213			<b>35.696</b>	1:24.167	36.742	1:26.387
	FL			51.225	<b>2:31.969</b>	42.893	<b>2:07.296</b>	42.583	<b>2:05.795</b>			42.588	<b>2:06.755</b>	2:00.64	<b>PIT EXIT</b>
8	IP1			57.068	57.068	<b>48.218</b>	<b>48.218</b>	48.266	48.266			48.292	48.292	55.965	55.965
	IP2			42.148	1:39.216	35.989	<b>1:24.207</b>	34.963	1:23.229			36.059	1:24.351	37.392	1:33.357
	FL			51.220	<b>2:30.436</b>	42.787	<b>2:06.994</b>	42.690	<b>2:05.919</b>			42.351	<b>2:06.702</b>	43.202	<b>2:16.559</b>
9	IP1			57.254	57.254	52.175	52.175	48.100	48.100			48.413	48.413	49.296	49.296
	IP2			42.334	1:39.588	36.465	1:28.640	34.980	1:23.080			35.760	1:24.173	36.645	1:25.941
	FL			50.936	<b>2:30.523</b>	42.854	<b>2:11.494</b>	42.290	<b>2:05.370</b>			42.623	<b>2:06.795</b>	43.576	<b>2:09.517</b>
10	IP1			57.193	57.193	48.744	48.744	<b>47.939</b>	<b>47.939</b>			<b>48.268</b>	<b>48.268</b>	49.187	49.187
	IP2			43.381	1:40.574	36.033	1:24.777	35.427	1:23.366			36.088	1:24.356	36.040	1:25.227
	FL			<b>50.651</b>	<b>2:31.225</b>	42.351	<b>2:07.128</b>	42.956	<b>2:06.322</b>			42.424	<b>2:06.780</b>	42.875	<b>2:08.102</b>
11	IP1					48.455	48.455	47.946	47.946			48.873	48.873	<b>48.378</b>	<b>48.378</b>
	IP2					35.838	1:24.293	<b>34.595</b>	<b>1:22.541</b>			35.956	1:24.829	<b>35.929</b>	<b>1:24.307</b>
	FL				-----	<b>42.132</b>	<b>2:06.425</b>	<b>41.996</b>	<b>2:04.537</b>			<b>42.327</b>	<b>2:07.156</b>	43.128	<b>2:07.434</b>
12	IP1					53.107	53.107	48.339	48.339			48.288	48.288		
	IP2					41.699	1:34.806	35.454	1:23.793			35.763	<b>1:24.051</b>		
	FL				-----			42.897	<b>2:06.690</b>			42.777	<b>2:06.828</b>		-----

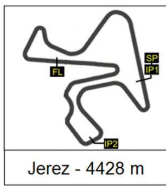


23 - 24 octubre 2021

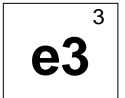
2  
e3

## FORMULA JUNIOR Qualifying Practice ANALYSIS

Número	73		74		80		87		88		97		99		
	Vta	Sector	Vuelta	Sector	Vuelta	Sector	Vuelta	Sector	Vuelta	Sector	Vuelta	Sector	Vuelta		
1	IP1	1:00.65	1:00.659	1:03.63	1:03.634	55.681	55.681	1:03.28	1:03.280	54.082	54.082	1:06.71	1:06.716	54.156	54.156
	IP2	38.720	1:39.379	43.529	1:47.163	36.844	1:32.525	43.324	1:46.604	36.374	1:30.456	44.344	1:51.060	36.600	1:30.756
	FL	49.999	<b>2:29.378</b>	52.691	<b>2:39.854</b>	43.778	<b>2:16.303</b>	51.554	<b>2:38.158</b>	44.562	<b>2:15.018</b>	48.864	<b>2:39.924</b>	42.895	<b>2:13.651</b>
2	IP1	53.255	53.255	57.931	57.931	48.699	48.699	53.549	53.549	48.144	48.144	54.360	54.360	49.502	49.502
	IP2	37.250	1:30.505	42.363	1:40.294	36.306	1:25.005	38.989	1:32.538	35.357	1:23.501	<b>41.575</b>	<b>1:35.935</b>	41.416	1:30.918
	FL	<b>43.958</b>	<b>2:14.463</b>	53.527	<b>2:33.821</b>	42.089	<b>2:07.094</b>	48.303	<b>2:20.841</b>	42.314	<b>2:05.815</b>	<b>46.893</b>	<b>2:22.828</b>	44.174	<b>2:15.092</b>
3	IP1	<b>50.250</b>	<b>50.250</b>	57.132	57.132	47.985	47.985	52.063	52.063	47.727	47.727	<b>54.026</b>	<b>54.026</b>	48.523	48.523
	IP2	37.427	<b>1:27.677</b>	42.055	1:39.187	35.453	1:23.438	39.601	1:31.664	35.090	1:22.817	42.221	1:36.247	35.460	1:23.983
	FL	44.908	<b>2:12.585</b>	52.218	<b>2:31.405</b>	42.080	<b>2:05.518</b>	45.976	<b>2:17.640</b>	42.391	<b>2:05.208</b>	47.808	<b>2:24.055</b>	42.002	<b>2:05.985</b>
4	IP1	51.217	51.217	57.898	57.898	47.739	47.739	51.885	51.885	47.503	47.503	54.671	54.671	48.303	48.303
	IP2	<b>36.746</b>	1:27.963	42.465	1:40.363	35.602	1:23.341	38.609	1:30.494	35.185	1:22.688	42.892	1:37.563	<b>35.375</b>	1:23.678
	FL	45.265	<b>2:13.228</b>	51.846	<b>2:32.208</b>	42.216	<b>2:05.557</b>	45.718	<b>2:16.212</b>	42.278	<b>2:04.966</b>	49.648	<b>2:27.211</b>	<b>41.787</b>	<b>2:05.465</b>
5	IP1	50.699	50.699	57.705	57.705	48.937	48.937	51.985	51.985	52.434	52.434	56.327	56.327	47.928	47.928
	IP2	37.086	1:27.785	42.346	1:40.051	35.985	1:24.922	38.751	1:30.736	36.353	1:28.787	43.836	1:40.163	35.392	<b>1:23.320</b>
	FL	44.013	<b>2:11.798</b>	51.383	<b>2:31.434</b>	42.744	<b>2:07.666</b>	45.445	<b>2:16.181</b>	3:20.92	<b>PIT EXIT</b>	48.787	<b>2:28.950</b>	41.938	<b>2:05.258</b>
6	IP1	51.264	51.264	56.923	56.923	47.709	47.709	52.145	52.145	54.265	54.265	55.804	55.804	48.010	48.010
	IP2	37.285	1:28.549	42.888	1:39.811	36.811	1:24.520	39.230	1:31.375	45.991	1:40.256	41.984	1:37.788	37.602	1:25.612
	FL	44.896	<b>2:13.445</b>	51.519	<b>2:31.330</b>	44.288	<b>2:08.808</b>	<b>45.213</b>	<b>2:16.588</b>	44.328	<b>2:24.584</b>	49.213	<b>2:27.001</b>	2:08.21	<b>PIT EXIT</b>
7	IP1	51.558	51.558	57.057	57.057	48.024	48.024	52.231	52.231	47.504	47.504	57.187	57.187	57.707	57.707
	IP2	37.952	1:29.510	42.322	1:39.379	<b>35.268</b>	1:23.292	38.931	1:31.162	35.040	1:22.544	44.424	1:41.611	36.939	1:34.646
	FL	45.242	<b>2:14.752</b>	51.966	<b>2:31.345</b>	<b>41.849</b>	<b>2:05.141</b>	45.357	<b>2:16.519</b>	42.970	<b>2:05.514</b>	51.014	<b>2:32.625</b>	45.720	<b>2:20.366</b>
8	IP1	52.581	52.581	59.038	59.038	48.017	48.017	<b>51.191</b>	<b>51.191</b>	47.635	47.635	58.466	58.466	48.027	48.027
	IP2	38.139	1:30.720	42.930	1:41.968	35.359	1:23.376	<b>38.374</b>	<b>1:29.565</b>	35.208	1:22.843	41.832	1:40.298	35.567	1:23.594
	FL	44.901	<b>2:15.621</b>	51.861	<b>2:33.829</b>	41.975	<b>2:05.350</b>	45.241	<b>2:14.806</b>	<b>41.577</b>	<b>2:04.420</b>	48.056	<b>2:28.354</b>	42.149	<b>2:05.742</b>
9	IP1	51.126	51.126	56.570	56.570	47.517	47.517	51.507	51.507	<b>47.285</b>	<b>47.285</b>	55.959	55.959	<b>47.823</b>	<b>47.823</b>
	IP2	36.908	1:28.034	<b>41.820</b>	1:38.390	35.373	1:22.890	39.774	1:31.281	<b>34.933</b>	<b>1:22.218</b>	44.921	1:40.880	35.638	1:23.461
	FL	44.633	<b>2:12.667</b>	<b>50.618</b>	<b>2:29.008</b>	42.187	<b>2:05.077</b>	48.806	<b>2:20.087</b>	41.891	<b>2:04.109</b>	48.383	<b>2:29.263</b>	42.095	<b>2:05.556</b>
10	IP1	51.269	51.269	<b>55.740</b>	<b>55.740</b>	47.573	47.573	52.850	52.850	47.570	47.570	58.157	58.157	48.070	48.070
	IP2	38.464	1:29.733	42.066	<b>1:37.806</b>	35.831	1:23.404	40.984	1:33.834	35.005	1:22.575	43.937	1:42.094	36.680	1:24.750
	FL	44.505	<b>2:14.238</b>	53.002	<b>2:30.808</b>	43.019	<b>2:06.423</b>	47.104	<b>2:20.938</b>	41.882	<b>2:04.457</b>	-----	-----	45.674	<b>2:10.424</b>
11	IP1	51.527	51.527			47.764	47.764	54.673	54.673	52.750	52.750			51.247	51.247
	IP2	37.173	1:28.700			35.396	1:23.160	41.305	1:35.978	39.314	1:32.064			41.790	1:33.037
	FL	44.345	<b>2:13.045</b>			42.376	<b>2:05.536</b>	50.937	<b>2:26.915</b>					44.768	<b>2:17.805</b>
12	IP1					<b>47.419</b>	<b>47.419</b>								
	IP2					35.272	<b>1:22.691</b>								
	FL					44.121	<b>2:06.812</b>								

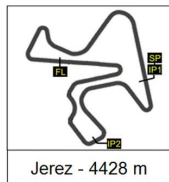


23 - 24 octubre 2021



## FORMULA JUNIOR Qualifying Practice ANALYSIS

Número	158			187		0		0		0		0		0	
Vta	Sector	Vueltas		Sector	Vuelta	Sector	Vuelta	Sector	Vuelta	Sector	Vuelta	Sector	Vuelta	Sector	Vuelta
1	IP1	56.951	56.951		1:04.78	1:04.780									
	IP2	37.448	1:34.399		42.869	1:47.649									
	FL	43.589	<b>2:17.987</b>		45.079	<b>2:32.728</b>									
2	IP1	48.695	48.695		50.810	50.810									
	IP2	36.306	1:25.001		37.354	1:28.164									
	FL	42.652	<b>2:07.653</b>		42.617	<b>2:10.781</b>									
3	IP1	47.700	47.700		48.451	48.451									
	IP2	36.026	1:23.726		35.420	1:23.871									
	FL	42.504	<b>2:06.230</b>		42.083	<b>2:05.954</b>									
4	IP1	47.977	47.977		48.765	48.765									
	IP2	37.476	1:25.453		35.511	1:24.276									
	FL	4:35.78	<b>PIT EXIT</b>		42.292	<b>2:06.568</b>									
5	IP1	54.676	54.676		48.845	48.845									
	IP2	35.918	1:30.594		36.330	1:25.175									
	FL	42.592	<b>2:13.186</b>		42.339	<b>2:07.514</b>									
6	IP1	47.791	47.791		48.224	48.224									
	IP2	<b>34.902</b>	1:22.693		<b>35.360</b>	<b>1:23.584</b>									
	FL	42.400	<b>2:05.093</b>		42.247	<b>2:05.831</b>									
7	IP1	<b>47.395</b>	<b>47.395</b>		48.288	48.288									
	IP2	35.034	<b>1:22.429</b>		35.427	1:23.715									
	FL	<b>41.881</b>	<b>2:04.310</b>		44.620	<b>2:08.335</b>									
8	IP1	49.570	49.570		50.787	50.787									
	IP2	39.264	1:28.834		36.321	1:27.108									
	FL		-----		42.376	<b>2:09.484</b>									
9	IP1				48.305	48.305									
	IP2				35.611	1:23.916									
	FL				<b>41.618</b>	<b>2:05.534</b>									
10	IP1				48.246	48.246									
	IP2				35.723	1:23.969									
	FL				41.961	<b>2:05.930</b>									
11	IP1				<b>47.986</b>	<b>47.986</b>									
	IP2				35.695	1:23.681									
	FL				41.844	<b>2:05.525</b>									
12	IP1				48.318	48.318									
	IP2				35.836	1:24.154									
	FL				41.997	<b>2:06.151</b>									




e4

23 - 24 octubre 2021

## FORMULA JUNIOR Qualifying Practice 40 BEST LAPS

Dorsal	Piloto	Nat	Equipo	Maq.	Hora	Vuelta	Tiempo
88	Alex AMES	GBR		Brabham	11:42:08	9	2:04.109
158	Patrick D'AUBREBY	FRA		Lotus	11:40:44	7	2:04.310
88	Alex AMES	GBR		Brabham	11:40:04	8	2:04.420
88	Alex AMES	GBR		Brabham	11:44:13	10	2:04.457
50	Philipp BUHOFER	SWI		Lotus	11:43:21	11	2:04.537
88	Alex AMES	GBR		Brabham	11:28:40	4	2:04.966
80	Lee MOWLE	GBR		Lotus	11:39:15	9	2:05.077
158	Patrick D'AUBREBY	FRA		Lotus	11:38:40	6	2:05.093
80	Lee MOWLE	GBR		Lotus	11:35:04	7	2:05.141
88	Alex AMES	GBR		Brabham	11:26:35	3	2:05.208
99	Mark SHAW	GBR		Brabham	11:30:53	5	2:05.258
80	Lee MOWLE	GBR		Lotus	11:37:010	8	2:05.350
50	Philipp BUHOFER	SWI		Lotus	11:39:10	9	2:05.370
50	Philipp BUHOFER	SWI		Lotus	11:30:45	5	2:05.460
99	Mark SHAW	GBR		Brabham	11:28:47	4	2:05.465
88	Alex AMES	GBR		Brabham	11:37:60	7	2:05.514
80	Lee MOWLE	GBR		Lotus	11:26:37	3	2:05.518
187	Stéphane REY	FRA		Lola	11:44:05	11	2:05.525
187	Stéphane REY	FRA		Lola	11:39:54	9	2:05.534
80	Lee MOWLE	GBR		Lotus	11:43:27	11	2:05.536
99	Mark SHAW	GBR		Brabham	11:40:58	9	2:05.556
80	Lee MOWLE	GBR		Lotus	11:28:43	4	2:05.557
99	Mark SHAW	GBR		Brabham	11:38:52	8	2:05.742
50	Philipp BUHOFER	SWI		Lotus	11:34:59	7	2:05.795
88	Alex AMES	GBR		Brabham	11:24:30	2	2:05.815
187	Stéphane REY	FRA		Lola	11:33:31	6	2:05.831
50	Philipp BUHOFER	SWI		Lotus	11:37:05	8	2:05.919
187	Stéphane REY	FRA		Lola	11:41:60	10	2:05.930
187	Stéphane REY	FRA		Lola	11:27:11	3	2:05.954
99	Mark SHAW	GBR		Brabham	11:26:42	3	2:05.985
187	Stéphane REY	FRA		Lola	11:46:12	12	2:06.151
158	Patrick D'AUBREBY	FRA		Lotus	11:28:20	3	2:06.230
50	Philipp BUHOFER	SWI		Lotus	11:41:17	10	2:06.322
50	Philipp BUHOFER	SWI		Lotus	11:26:33	3	2:06.343
80	Lee MOWLE	GBR		Lotus	11:41:21	10	2:06.423
27	Richard WILSON	GBR		Lotus	11:44:30	11	2:06.425
50	Philipp BUHOFER	SWI		Lotus	11:28:40	4	2:06.487
187	Stéphane REY	FRA		Lola	11:29:17	4	2:06.568
50	Philipp BUHOFER	SWI		Lotus	11:45:28	12	2:06.690
58	Richard SMEETON	GBR		Wainer	11:37:50	8	2:06.702



e5

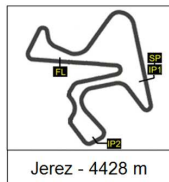
## FORMULA JUNIOR Qualifying Practice TOP FIVE LAPS

Piloto	Nat	Equipo	Top Five Laps				
88 Alex AMES	GBR		<b>2:04.109</b>	2:04.420	2:04.457	2:04.966	2:05.208
158 Patrick D'AUBREBY	FRA		<b>2:04.310</b>	2:05.093	2:06.230	2:07.653	2:13.186
50 Philipp BUHOFER	SWI		<b>2:04.537</b>	2:05.370	2:05.460	2:05.795	2:05.919
80 Lee MOWLE	GBR		<b>2:05.077</b>	2:05.141	2:05.350	2:05.518	2:05.536
99 Mark SHAW	GBR		<b>2:05.258</b>	2:05.465	2:05.556	2:05.742	2:05.985
187 Stéphane REY	FRA		<b>2:05.525</b>	2:05.534	2:05.831	2:05.930	2:05.954
27 Richard WILSON	GBR		<b>2:06.425</b>	2:06.994	2:07.128	2:07.296	2:07.467
58 Richard SMEETON	GBR		<b>2:06.702</b>	2:06.755	2:06.780	2:06.795	2:06.828
61 Andrew BEAUMONT	GBR		<b>2:07.434</b>	2:07.979	2:08.102	2:08.988	2:09.517
55 Lukas HALUSA	AUT		<b>2:07.920</b>	2:19.399	PIT EXIT	PIT EXIT	
73 Peter ANSTISS	GBR		<b>2:11.798</b>	2:12.585	2:12.667	2:13.045	2:13.228
87 Pierre GUICHARD	DEN		<b>2:14.806</b>	2:16.181	2:16.212	2:16.519	2:16.588
3 James HAGAN	GBR		<b>2:16.108</b>	2:16.525	2:19.549	2:21.648	PIT EXIT
97 Hans CIERS	BEL		<b>2:22.828</b>	2:24.055	2:27.001	2:27.211	2:28.354
74 Malcolm WISHART	GBR		<b>2:29.008</b>	2:30.808	2:31.330	2:31.345	2:31.405
7 Duncan RABAGLIATI	GBR		<b>2:30.436</b>	2:30.439	2:30.523	2:30.719	2:31.225

LiveTiming: [live.crono-jerez.com](http://live.crono-jerez.com)

Pág 1 de 1





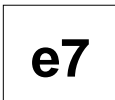
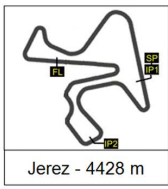
e6

## FORMULA JUNIOR Qualifying Practice 40 BEST MAXIMUM SPEEDS

Dorsal	Piloto	Nat	Equipo	Maq.	Hora	Vuelta	Vmax
80	Lee MOWLE	GBR		Lotus	11:44:14	11	189,5
61	Andrew BEAUMONT	GBR		Lotus	11:44:15	10	188,8
58	Richard SMEETON	GBR		Wainer	11:34:25	6	188,6
80	Lee MOWLE	GBR		Lotus	11:25:19	2	188,6
50	Philipp BUHOFER	SWI		Lotus	11:39:58	9	188,6
88	Alex AMES	GBR		Brabham	11:27:22	3	188,5
58	Richard SMEETON	GBR		Wainer	11:36:32	7	188,4
58	Richard SMEETON	GBR		Wainer	11:25:54	2	188,1
80	Lee MOWLE	GBR		Lotus	11:31:38	5	187,9
58	Richard SMEETON	GBR		Wainer	11:44:59	11	187,9
88	Alex AMES	GBR		Brabham	11:36:42	6	187,8
158	Patrick D'AUBREBY	FRA		Lotus	11:39:27	6	187,7
99	Mark SHAW	GBR		Brabham	11:41:46	9	187,4
99	Mark SHAW	GBR		Brabham	11:29:35	4	187,4
88	Alex AMES	GBR		Brabham	11:38:47	7	187,3
99	Mark SHAW	GBR		Brabham	11:39:40	8	187,3
88	Alex AMES	GBR		Brabham	11:25:17	2	187,1
88	Alex AMES	GBR		Brabham	11:40:51	8	187,0
58	Richard SMEETON	GBR		Wainer	11:28:03	3	187,0
80	Lee MOWLE	GBR		Lotus	11:40:02	9	186,9
58	Richard SMEETON	GBR		Wainer	11:40:45	9	186,9
99	Mark SHAW	GBR		Brabham	11:31:41	5	186,9
58	Richard SMEETON	GBR		Wainer	11:42:53	10	186,9
88	Alex AMES	GBR		Brabham	11:42:56	9	186,9
88	Alex AMES	GBR		Brabham	11:23:12	1	186,9
99	Mark SHAW	GBR		Brabham	11:27:30	3	186,9
58	Richard SMEETON	GBR		Wainer	11:38:38	8	186,7
61	Andrew BEAUMONT	GBR		Lotus	11:29:58	4	186,7
158	Patrick D'AUBREBY	FRA		Lotus	11:37:23	5	186,7
80	Lee MOWLE	GBR		Lotus	11:27:25	3	186,6
158	Patrick D'AUBREBY	FRA		Lotus	11:27:02	2	186,6
58	Richard SMEETON	GBR		Wainer	11:32:18	5	186,5
99	Mark SHAW	GBR		Brabham	11:25:24	2	186,5
99	Mark SHAW	GBR		Brabham	11:37:35	7	186,5
61	Andrew BEAUMONT	GBR		Lotus	11:42:08	9	186,3
80	Lee MOWLE	GBR		Lotus	11:42:09	10	186,3
99	Mark SHAW	GBR		Brabham	11:35:24	6	186,3
80	Lee MOWLE	GBR		Lotus	11:37:57	8	186,2
80	Lee MOWLE	GBR		Lotus	11:33:47	6	186,0
187	Stéphane REY	FRA		Lola	11:44:54	11	186,0




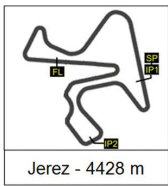




## FORMULA JUNIOR Qualifying Practice TOP FIVE MAXIMUM SPEEDS

Piloto	Nat	Equipo	Top Five Vmax				
80 Lee MOWLE	GBR		189,5	188,6	187,9	186,9	186,6
61 Andrew BEAUMONT	GBR		188,8	186,7	186,3	184,3	182,3
58 Richard SMEETON	GBR		188,6	188,4	188,1	187,9	187,0
50 Philipp BUHOFER	SWI		188,6	185,9	185,3	184,2	184,0
88 Alex AMES	GBR		188,5	187,8	187,3	187,1	187,0
158 Patrick D'AUBREBY	FRA		187,7	186,7	186,6	185,3	184,8
99 Mark SHAW	GBR		187,4	187,4	187,3	186,9	186,9
187 Stéphane REY	FRA		186,0	185,7	185,2	184,9	184,8
27 Richard WILSON	GBR		185,4	183,8	183,1	183,1	183,0
87 Pierre GUICHARD	DEN		180,2	178,3	178,3	178,2	177,7
73 Peter ANSTISS	GBR		176,3	175,1	174,8	173,1	172,6
97 Hans CIERS	BEL		170,9	167,7	166,2	162,0	161,6
55 Lukas HALUSA	AUT		169,1	164,1	154,6	152,9	
7 Duncan RABAGLIATI	GBR		158,6	158,1	157,6	157,2	156,9
74 Malcolm WISHART	GBR		155,4	154,9	153,8	153,7	153,3





## FORMULA JUNIOR Race 1 STARTING GRID



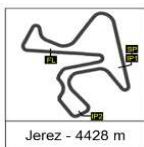
		2	
1	<b>158</b>	Patrick D'AUBREBY	<b>2:04.310</b>
		4	
2	<b>80</b>	Lee MOWLE	<b>2:05.077</b>
		6	
3	<b>187</b>	Stéphane REY	<b>2:05.525</b>
		8	
4	<b>58</b>	Richard SMEETON	<b>2:06.702</b>
		10	
5	<b>55</b>	Lukas HALUSA	<b>2:07.920</b>
		12	
6	<b>87</b>	Pierre GUICHARD	<b>2:14.806</b>
		14	
7	<b>97</b>	Hans CIERS	<b>2:22.828</b>
		16	
8	<b>7</b>	Duncan RABAGLIATI	<b>2:30.436</b>

		1	
<b>88</b>	Alex AMES	<b>2:04.109</b>	
		3	
<b>50</b>	Philipp BUHOFFER	<b>2:04.537</b>	
		5	
<b>99</b>	Mark SHAW	<b>2:05.258</b>	
		7	
<b>27</b>	Richard WILSON	<b>2:06.425</b>	
		9	
<b>61</b>	Andrew BEAUMONT	<b>2:07.435</b>	
		11	
<b>73</b>	Peter ANSTISS	<b>2:11.798</b>	
		13	
<b>3</b>	James HAGAN	<b>2:16.108</b>	
		15	
<b>74</b>	Malcolm WISHART	<b>2:29.008</b>	

STEWARDS

RACE DIRECTOR

TIMEKEEPER



23 - 24 octubre 2021

e22

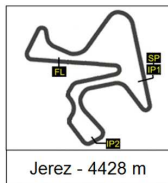
## FORMULA JUNIOR RESULTADOS ENTRENAMIENTOS (2º MEJOR TIEMPO)

Ord.	#	Piloto	Nac.	Equipo	Marca	Tiempo 2	Gap	Intv	V Prom
1	88	e1 Alex AMES	GBR		Brabham	2:04.420	---	---	122,189
2	158	e1 Patrick D'AUBREBY	FRA		Lotus	2:05.093	0,673	0,673	121,532
3	80	e1 Lee MOWLE	GBR		Lotus	2:05.141	0,721	0,048	121,485
4	50	e1 Philipp BUHOFER	SWI		Lotus	2:05.370	0,950	0,229	121,263
5	99	e1 Mark SHAW	GBR		Brabham	2:05.465	1,045	0,095	121,172
6	187	e1 Stéphane REY	FRA		Lola	2:05.534	1,114	0,069	121,105
7	58	e1 Richard SMEETON	GBR		Wainer	2:06.755	2,335	1,221	119,938
8	27	e1 Richard WILSON	GBR		Lotus	2:06.994	2,574	0,239	119,713
9	61	e1 Andrew BEAUMONT	GBR		Lotus	2:07.979	3,559	0,985	118,791
10	73	e1 Peter ANSTISS	GBR		Lotus	2:12.585	8,165	4,606	114,665
11	87	d2 Pierre GUICHARD	DEN		Lynx	2:16.181	11,761	3,596	111,637
12	3	e1 James HAGAN	GBR		Lynx	2:16.525	12,105	0,344	111,355
13	55	e1 Lukas HALUSA	AUT		Lotus	2:19.399	14,979	2,874	109,060
14	97	d2 Hans CIERS	BEL		Lotus	2:24.055	19,635	4,656	105,535
15	7	b2 Duncan RABAGLIATI	GBR		Alexis	2:30.439	26,019	6,384	101,056
16	74	a Malcolm WISHART	GBR		Faranda	2:30.808	26,388	0,369	100,809

Resultados publicados a las 12:15 horas  
LOS COMISARIOS DEPORTIVOS

Circuito de Jerez, 23 de octubre de 2021  
EL JEFE DE CRONOMETRAJE





e23

# FORMULA JUNIOR Race 2 STARTING GRID



		2	
1	<b>158</b>	Patrick D'AUBREBY	
		4	
2	<b>50</b>	Philipp BUHOFER	
		6	
3	<b>187</b>	Stéphane REY	
		8	
4	<b>27</b>	Richard WILSON	
		10	
5	<b>73</b>	Peter ANSTISS	
		12	
6	<b>3</b>	James HAGAN	
		14	
7	<b>7</b>	Duncan RABAGLIATI	
		16	
8	<b>53</b>	Lukas HALUSA	

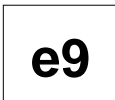
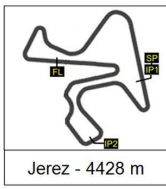
		1	
<b>88</b>	Alex AMES		
		3	
<b>80</b>	Lee MOWLE		
		5	
<b>99</b>	Mark SHAW		
		7	
<b>58</b>	Richard SMEETON		
		9	
<b>61</b>	Andrew BEAUMONT		
		11	
<b>87</b>	Pierre GUICHARD		
		13	
<b>97</b>	Hans CIERS		
		15	
<b>74</b>	Malcolm WISHART		

STEWARDS

RACE DIRECTOR

TIMEKEEPER





## FORMULA JUNIOR Race 1 CLASSIFICATION

CONDICIONES ATMOSFERICAS: **Soleado**

ESTADO DE LA PISTA: **Seca**

Ord. #	Piloto	Club	Marca	Neum NV	Tiempo	Dif	VR	Vta	Ráp.
1	<b>88</b> e1	Alex AMES	Brabham	12	<b>25:01.681</b>	----	10	2:03.978	
2	<b>158</b> e1	Patrick D'AUBREBY	Lotus	12	<b>25:07.874</b>	6.193	8	2:04.144	
3	<b>187</b> e1	Stéphane REY	Lola	12	<b>25:15.351</b>	13.670	9	2:04.141	
4	<b>99</b> e1	Mark SHAW	Brabham	12	<b>25:18.120</b>	16.439	8	2:04.178	
5	<b>80</b> e1	Lee MOWLE	Lotus	12	<b>25:30.251</b>	28.570	10	2:04.632	
6	<b>27</b> e1	Richard WILSON	Lotus	12	<b>25:33.420</b>	31.739	12	2:05.471	
7	<b>58</b> e1	Richard SMEETON	Wainer	12	<b>25:36.218</b>	34.537	9	2:06.454	
8	<b>73</b> e1	Peter ANSTISS	Lotus	12	<b>27:12.772</b>	2:11.091	2	2:12.398	
9	<b>87</b> d2	Pierre GUICHARD	Lynx	11	<b>25:02.833</b>	1 Vuelta	7	2:14.770	
10	<b>97</b> d2	Hans CIERS	Lotus	11	<b>27:05.025</b>	1 Vuelta	8	2:24.488	
11	<b>74</b> a	Malcolm WISHART	Faranda	11	<b>27:24.632</b>	1 Vuelta	9	2:26.636	
12	<b>7</b> b2	Duncan RABAGLIATI	Alexis	11	<b>27:28.024</b>	1 Vuelta	10	2:27.056	
13	<b>3</b> e1	James HAGAN	Lynx	7	<b>25:43.950</b>	5 Vuelta	7	2:08.833	
14	<b>50</b> e1	Philipp BUHOFER	Lotus	6	<b>12:50.919</b>	6 Vuelta	2	2:05.373	
15	<b>61</b> e1	Andrew BEAUMONT	Lotus	5	<b>10:51.419</b>	7 Vuelta	3	2:07.529	

Vuelta rápida realizada por el piloto Nº 88.- Alex AMES en un tiempo de 2:03.978 en la vuelta 10ª.

Provisional

Definitiva

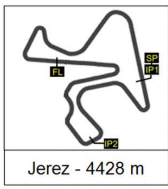
Circuito de Jerez, 23 DE OCTUBRE DE 2021

STEWARDS	RACE DIRECTOR	TIMEKEEPER
Hora:	Hora:	RESULTADOS PUBLICADOS A LAS 17:00 HORAS

LiveTiming: [live.crono-jerez.com](http://live.crono-jerez.com)

Pág 1 de 1





e10

# FORMULA JUNIOR Race 1 - A Class CLASSIFICATION

CONDICIONES ATMOSFERICAS: **Soleado**

ESTADO DE LA PISTA: **Seca**

Ord. #	Piloto	Club	Marca	Neum NV	Tiempo	Dif	VR	Vta Ráp.
1	74 a Malcolm WISHART		Faranda	11	27:24.632	---	9	2:26.636

Vuelta rápida realizada por el piloto Nº 88.- Alex AMES en un tiempo de 2:03.978 en la vuelta 10ª.

Provisional

Definitiva

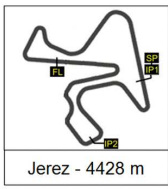
Circuito de Jerez, 23 DE OCTUBRE DE 2021

STEWARDS	RACE DIRECTOR	TIMEKEEPER
Hora:	Hora:	RESULTADOS PUBLICADOS A LAS 17:00 HORAS

LiveTiming: [live.crono-jerez.com](http://live.crono-jerez.com)

Pág 1 de 1





e11

# FORMULA JUNIOR Race 1 - B2 Class CLASSIFICATION

CONDICIONES ATMOSFERICAS: **Soleado**

ESTADO DE LA PISTA: **Seca**

Ord. #	Piloto	Club	Marca	Neum NV	Tiempo	Dif	VR	Vta Ráp.
1	7 b2 Duncan RABAGLIATI		Alexis	11	27:28.024	---	10	2:27.056

Vuelta rápida realizada por el piloto Nº 88.- Alex AMES en un tiempo de 2:03.978 en la vuelta 10ª.

Provisional

Definitiva

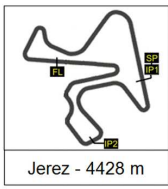
Circuito de Jerez, 23 DE OCTUBRE DE 2021

STEWARDS	RACE DIRECTOR	TIMEKEEPER
Hora:	Hora:	RESULTADOS PUBLICADOS A LAS 17:00 HORAS

LiveTiming: [live.crono-jerez.com](http://live.crono-jerez.com)

Pág 1 de 1





e13

# FORMULA JUNIOR Race 1 - D2 Class CLASSIFICATION

CONDICIONES ATMOSFERICAS: **Soleado**

ESTADO DE LA PISTA: **Seca**

Ord. #	Piloto	Club	Marca	Neum NV	Tiempo	Dif	VR	Vta Ráp.
1	87 d2 Pierre GUICHARD		Lynx	11	25:02.833	---	7	2:14.770
2	97 d2 Hans CIERS		Lotus	11	27:05.025	2:02.192	8	2:24.488

Vuelta rápida realizada por el piloto Nº 88.- Alex AMES en un tiempo de 2:03.978 en la vuelta 10ª.

Provisional

Definitiva

Circuito de Jerez, 23 DE OCTUBRE DE 2021

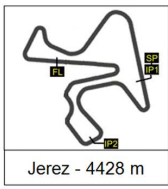
STEWARDS	RACE DIRECTOR	TIMEKEEPER
Hora:	Hora:	RESULTADOS PUBLICADOS A LAS 17:00 HORAS

LiveTiming: [live.crono-jerez.com](http://live.crono-jerez.com)

Pág 1 de 1







e14

# FORMULA JUNIOR Race 1 - E1 Class CLASSIFICATION

CONDICIONES ATMOSFERICAS: **Soleado**

ESTADO DE LA PISTA: **Seca**

Ord. #	Piloto	Club	Marca	Neum NV	Tiempo	Dif	VR	Vta Ráp.
1	<b>88</b> e1 Alex AMES		Brabham	12	<b>25:01.681</b>	----	10	2:03.978
2	<b>158</b> e1 Patrick D'AUBREBY		Lotus	12	<b>25:07.874</b>	6.193	8	2:04.144
3	<b>187</b> e1 Stéphane REY		Lola	12	<b>25:15.351</b>	13.670	9	2:04.141
4	<b>99</b> e1 Mark SHAW		Brabham	12	<b>25:18.120</b>	16.439	8	2:04.178
5	<b>80</b> e1 Lee MOWLE		Lotus	12	<b>25:30.251</b>	28.570	10	2:04.632
6	<b>27</b> e1 Richard WILSON		Lotus	12	<b>25:33.420</b>	31.739	12	2:05.471
7	<b>58</b> e1 Richard SMEETON		Wainer	12	<b>25:36.218</b>	34.537	9	2:06.454
8	<b>73</b> e1 Peter ANSTISS		Lotus	12	<b>27:12.772</b>	2:11.091	2	2:12.398
9	<b>3</b> e1 James HAGAN		Lynx	7	<b>25:43.950</b>	5 Vuelta	7	2:08.833
10	<b>50</b> e1 Philipp BUHOFER		Lotus	6	<b>12:50.919</b>	6 Vuelta	2	2:05.373
11	<b>61</b> e1 Andrew BEAUMONT		Lotus	5	<b>10:51.419</b>	7 Vuelta	3	2:07.529

Vuelta rápida realizada por el piloto Nº 88.- Alex AMES en un tiempo de 2:03.978 en la vuelta 10ª.

Provisional

Definitiva


Circuito de Jerez, 23 DE OCTUBRE DE 2021

STEWARDS	RACE DIRECTOR	TIMEKEEPER
Hora:	Hora:	RESULTADOS PUBLICADOS A LAS 17:00 HORAS

LiveTiming: [live.crono-jerez.com](http://live.crono-jerez.com)

Pág 1 de 1





e15

## FORMULA JUNIOR Race 1 LAP BY LAP

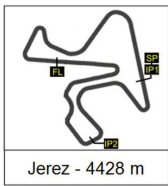
Vuelta	3	7	27	50	58	61	73	74	80	87	88	97
1	2:14.815	2:30.682	2:11.059	2:09.513	2:10.589	2:11.415	2:17.587	2:29.647	2:07.581	2:18.478	2:05.827	2:27.312
2	2:10.839	2:30.836	2:07.208	2:05.373*	2:07.062	2:08.285	2:12.398*	2:29.922	2:06.043	2:15.794	2:05.243	2:27.292
3	PIT EXIT	2:30.032	2:07.415	2:05.705	2:08.110	2:07.529*	2:15.714	2:27.979	2:05.722	2:17.536	2:04.591	2:28.789
4	2:25.485	2:27.938	2:06.832	2:06.676	2:08.122	2:08.270	2:15.550	2:29.154	2:04.911	2:16.566	2:04.468	2:24.940
5	2:12.102	2:29.285	2:06.667	2:09.877	2:07.125	2:09.052	2:15.797	2:29.248	2:05.256	2:16.003	2:04.612	2:25.768
6	2:09.765	2:31.092	2:06.606	2:08.417	2:06.552		2:16.452	2:31.708	2:04.966	2:16.704	2:05.661	2:32.101
7	2:08.833*	2:28.309	2:07.584		2:08.568		2:15.740	2:28.248	2:05.612	2:14.770*	2:04.754	2:25.790
8		2:27.857	2:08.551		2:07.145		2:14.892	2:27.435	2:05.429	2:15.003	2:04.390	2:24.488*
9		2:28.252	2:06.320		2:06.454*		2:15.785	2:26.636*	2:05.763	2:14.923	2:04.421	2:26.389
10		2:27.056*	2:06.531		2:06.928		2:16.256	2:27.464	2:04.632*	2:15.000	2:03.978*	2:25.422
11		2:27.926	2:06.589		2:06.548		2:13.278	2:27.387	2:18.990	2:15.261	2:04.556	2:28.431
12			2:05.471*		2:06.543		2:15.254		2:09.870		2:04.049	

Vuelta	99	158	187									
1	2:09.511	2:07.731	2:09.976									
2	2:05.451	2:05.451	2:05.689									
3	2:05.670	2:04.940	2:05.485									
4	2:06.056	2:04.915	2:05.974									
5	2:05.899	2:04.939	2:06.176									
6	2:04.820	2:04.583	2:04.711									
7	2:05.848	2:06.084	2:05.863									
8	2:04.178*	2:04.144*	2:04.569									
9	2:04.382	2:04.250	2:04.141*									
10	2:04.385	2:04.982	2:04.486									
11	2:10.153	2:05.203	2:05.217									
12	2:05.842	2:05.447	2:07.072									

LiveTiming: [live.crono-jerez.com](http://live.crono-jerez.com)

Pág 1 de 1



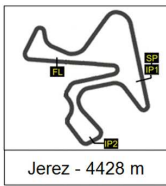


23 - 24 octubre 2021

1  
e16

## FORMULA JUNIOR Race 1 ANALYSIS

Número	3		7		27		50		58		61		73		
	Vta	Sector	Vuelta	Sector	Vuelta	Sector	Vuelta	Sector	Vuelta	Sector	Vuelta	Sector	Vuelta		
1	IP1	52.757	52.757	58.425	58.425	51.456	51.456	50.427	50.427	51.725	51.725	52.345	52.345	53.858	53.858
	IP2	37.267	1:30.024	41.517	1:39.942	36.190	1:27.646	36.002	1:26.429	36.348	1:28.073	36.200	1:28.545	38.077	1:31.935
	FL	44.791	<b>2:14.815</b>	50.740	<b>2:30.682</b>	43.413	<b>2:11.059</b>	43.084	<b>2:09.513</b>	42.516	<b>2:10.589</b>	42.870	<b>2:11.415</b>	45.652	<b>2:17.587</b>
2	IP1	50.135	50.135	57.457	57.457	48.500	48.500	47.970	47.970	48.481	48.481	48.831	48.831	<b>50.873</b>	<b>50.873</b>
	IP2	36.666	1:26.801	42.320	1:39.777	35.936	1:24.436	<b>35.124</b>	1:23.094	36.049	1:24.530	36.573	1:25.404	37.006	<b>1:27.879</b>
	FL	44.038	<b>2:10.839</b>	51.059	<b>2:30.836</b>	42.772	<b>2:07.208</b>	<b>42.279</b>	<b>2:05.373</b>	42.532	<b>2:07.062</b>	42.881	<b>2:08.285</b>	<b>44.519</b>	<b>2:12.398</b>
3	IP1	49.354	49.354	56.872	56.872	48.007	48.007	<b>47.824</b>	<b>47.824</b>	48.370	48.370	<b>48.409</b>	<b>48.409</b>	51.721	51.721
	IP2	1:14.14	2:03.499	41.483	1:38.355	36.078	1:24.085	35.264	<b>1:23.088</b>	35.948	1:24.318	36.423	1:24.832	38.046	1:29.767
	FL	10:09.3	<b>PIT EXIT</b>	51.677	<b>2:30.032</b>	43.330	<b>2:07.415</b>	42.617	<b>2:05.705</b>	43.792	<b>2:08.110</b>	<b>42.697</b>	<b>2:07.529</b>	45.947	<b>2:15.714</b>
4	IP1	1:03.49	1:03.492	56.141	56.141	48.409	48.409	47.951	47.951	49.099	49.099	48.916	48.916	52.804	52.804
	IP2	36.888	1:40.380	41.423	1:37.564	35.689	1:24.098	35.357	1:23.308	36.387	1:25.486	36.524	1:25.440	37.905	1:30.709
	FL	45.105	<b>2:25.485</b>	50.374	<b>2:27.938</b>	42.734	<b>2:06.832</b>	43.368	<b>2:06.676</b>	42.636	<b>2:08.122</b>	42.830	<b>2:08.270</b>	44.841	<b>2:15.550</b>
5	IP1	52.201	52.201	56.478	56.478	47.969	47.969	51.036	51.036	47.998	47.998	48.719	48.719	52.382	52.382
	IP2	<b>36.070</b>	1:28.271	41.724	1:38.202	35.501	1:23.470	35.224	1:26.260	36.461	1:24.459	<b>35.991</b>	<b>1:24.710</b>	37.940	1:30.322
	FL	<b>43.831</b>	<b>2:12.102</b>	51.083	<b>2:29.285</b>	43.197	<b>2:06.667</b>	43.617	<b>2:09.877</b>	42.666	<b>2:07.125</b>	44.342	<b>2:09.052</b>	45.475	<b>2:15.797</b>
6	IP1	49.443	49.443	57.780	57.780	48.267	48.267	49.335	49.335	48.155	48.155			52.896	52.896
	IP2	36.307	1:25.750	42.343	1:40.123	36.009	1:24.276	35.639	1:24.974	<b>35.884</b>	1:24.039			38.359	1:31.255
	FL	44.015	<b>2:09.765</b>	50.969	<b>2:31.092</b>	42.330	<b>2:06.606</b>	43.443	<b>2:08.417</b>	42.513	<b>2:06.552</b>		-----	45.197	<b>2:16.452</b>
7	IP1	<b>48.696</b>	<b>48.696</b>	56.718	56.718	48.360	48.360			48.842	48.842			52.106	52.106
	IP2	36.197	<b>1:24.893</b>	41.226	1:37.944	35.779	1:24.139			35.919	1:24.761			38.225	1:30.331
	FL	43.940	<b>2:08.833</b>	50.365	<b>2:28.309</b>	43.445	<b>2:07.584</b>		-----	43.807	<b>2:08.568</b>			45.409	<b>2:15.740</b>
8	IP1			56.490	56.490	48.581	48.581			48.347	48.347			51.432	51.432
	IP2			41.339	1:37.829	36.104	1:24.685			36.097	1:24.444			38.035	1:29.467
	FL		-----	50.028	<b>2:27.857</b>	43.866	<b>2:08.551</b>			42.701	<b>2:07.145</b>			45.425	<b>2:14.892</b>
9	IP1			56.747	56.747	48.395	48.395			<b>47.980</b>	<b>47.980</b>			52.663	52.663
	IP2			41.275	1:38.022	<b>35.479</b>	1:23.874			36.028	<b>1:24.008</b>			37.680	1:30.343
	FL			50.230	<b>2:28.252</b>	42.446	<b>2:06.320</b>			42.446	<b>2:06.454</b>			45.442	<b>2:15.785</b>
10	IP1			<b>55.962</b>	<b>55.962</b>	47.886	47.886			48.016	48.016			53.708	53.708
	IP2			<b>40.768</b>	<b>1:36.730</b>	36.042	1:23.928			36.283	1:24.299			37.101	1:30.809
	FL			50.326	<b>2:27.056</b>	42.603	<b>2:06.531</b>			42.629	<b>2:06.928</b>			45.447	<b>2:16.256</b>
11	IP1			56.705	56.705	48.213	48.213			48.030	48.030			51.014	51.014
	IP2			41.279	1:37.984	35.609	1:23.822			36.211	1:24.241			<b>36.992</b>	1:28.006
	FL			<b>49.942</b>	<b>2:27.926</b>	42.767	<b>2:06.589</b>			<b>42.307</b>	<b>2:06.548</b>			45.272	<b>2:13.278</b>
12	IP1					<b>47.845</b>	<b>47.845</b>			48.096	48.096			51.613	51.613
	IP2					35.485	<b>1:23.330</b>			35.998	1:24.094			38.613	1:30.226
	FL				-----	<b>42.141</b>	<b>2:05.471</b>			42.449	<b>2:06.543</b>			45.028	<b>2:15.254</b>

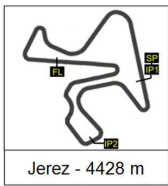


23 - 24 octubre 2021

2  
e16


## FORMULA JUNIOR Race 1 ANALYSIS

Número	74		80		87		88		97		99		158		
	Vta	Sector	Vuelta	Sector	Vuelta	Sector	Vuelta	Sector	Vuelta	Sector	Vuelta	Sector	Vuelta		
1	IP1	57.998	57.998	50.349	50.349	53.906	53.906	48.537	48.537	56.956	56.956	50.716	50.716	50.120	50.120
	IP2	41.093	1:39.091	35.343	1:25.692	37.820	1:31.726	34.928	1:23.465	40.949	1:37.905	35.585	1:26.301	35.296	1:25.416
	FL	50.556	<b>2:29.647</b>	41.889	<b>2:07.581</b>	46.752	<b>2:18.478</b>	42.362	<b>2:05.827</b>	49.407	<b>2:27.312</b>	43.210	<b>2:09.511</b>	42.315	<b>2:07.731</b>
2	IP1	57.525	57.525	48.404	48.404	52.325	52.325	47.983	47.983	56.615	56.615	48.028	48.028	48.018	48.018
	IP2	41.695	1:39.220	35.343	1:23.747	38.259	1:30.584	35.227	1:23.210	41.701	1:38.316	35.323	1:23.351	35.300	1:23.318
	FL	50.702	<b>2:29.922</b>	42.296	<b>2:06.043</b>	45.210	<b>2:15.794</b>	42.033	<b>2:05.240</b>	48.976	<b>2:27.292</b>	42.100	<b>2:05.451</b>	42.133	<b>2:05.451</b>
3	IP1	56.314	56.314	48.147	48.147	51.797	51.797	47.576	47.576	56.866	56.866	48.208	48.208	47.376	47.376
	IP2	40.943	1:37.257	35.314	1:23.461	39.680	1:31.477	35.156	1:22.732	42.523	1:39.389	35.255	1:23.463	35.184	1:22.560
	FL	50.722	<b>2:27.979</b>	42.261	<b>2:05.722</b>	46.059	<b>2:17.536</b>	41.859	<b>2:04.591</b>	49.400	<b>2:28.789</b>	42.207	<b>2:05.670</b>	42.380	<b>2:04.940</b>
4	IP1	56.453	56.453	47.635	47.635	51.979	51.979	47.505	47.505	<b>55.475</b>	<b>55.475</b>	47.776	47.776	47.292	47.292
	IP2	42.280	1:38.733	35.358	1:22.993	38.843	1:30.822	35.167	1:22.672	41.129	<b>1:36.604</b>	35.428	1:23.204	35.107	1:22.399
	FL	50.421	<b>2:29.154</b>	41.918	<b>2:04.911</b>	45.744	<b>2:16.566</b>	41.796	<b>2:04.468</b>	48.336	<b>2:24.940</b>	42.852	<b>2:06.056</b>	42.516	<b>2:04.915</b>
5	IP1	57.213	57.213	47.727	47.727	52.179	52.179	47.829	47.829	55.998	55.998	48.432	48.432	47.297	47.297
	IP2	41.288	1:38.501	35.328	1:23.055	38.169	1:30.348	35.012	1:22.841	41.397	1:37.395	35.325	1:23.757	35.316	1:22.613
	FL	50.747	<b>2:29.248</b>	42.201	<b>2:05.256</b>	45.655	<b>2:16.003</b>	<b>41.771</b>	<b>2:04.612</b>	48.373	<b>2:25.768</b>	42.142	<b>2:05.899</b>	42.326	<b>2:04.939</b>
6	IP1	59.190	59.190	47.773	47.773	52.946	52.946	47.710	47.710	56.748	56.748	47.749	47.749	47.608	47.608
	IP2	41.173	1:40.363	35.250	1:23.023	38.636	1:31.582	35.206	1:22.916	44.955	1:41.703	35.104	1:22.853	<b>34.948</b>	1:22.556
	FL	51.345	<b>2:31.708</b>	41.943	<b>2:04.966</b>	<b>45.122</b>	<b>2:16.704</b>	42.745	<b>2:05.661</b>	50.398	<b>2:32.101</b>	41.967	<b>2:04.820</b>	42.027	<b>2:04.583</b>
7	IP1	56.188	56.188	48.570	48.570	51.428	51.428	47.778	47.778	56.784	56.784	48.604	48.604	49.122	49.122
	IP2	41.174	1:37.362	35.272	1:23.842	37.948	1:29.376	35.078	1:22.856	41.475	1:38.259	35.110	1:23.714	34.951	1:24.073
	FL	50.886	<b>2:28.248</b>	<b>41.770</b>	<b>2:05.612</b>	45.394	<b>2:14.770</b>	41.898	<b>2:04.754</b>	<b>47.531</b>	<b>2:25.790</b>	42.134	<b>2:05.848</b>	42.011	<b>2:06.084</b>
8	IP1	<b>56.027</b>	<b>56.027</b>	48.122	48.122	51.760	51.760	47.672	47.672	56.019	56.019	47.666	47.666	<b>46.993</b>	<b>46.993</b>
	IP2	40.950	1:36.977	35.196	1:23.318	37.844	1:29.604	34.752	1:22.424	<b>40.663</b>	1:36.682	35.086	1:22.752	35.193	<b>1:22.186</b>
	FL	50.458	<b>2:27.435</b>	42.111	<b>2:05.429</b>	45.399	<b>2:15.003</b>	41.966	<b>2:04.390</b>	47.806	<b>2:24.488</b>	<b>41.426</b>	<b>2:04.178</b>	<b>41.958</b>	<b>2:04.144</b>
9	IP1	56.177	56.177	47.564	47.564	51.399	51.399	47.517	47.517	55.884	55.884	<b>47.312</b>	<b>47.312</b>	47.108	47.108
	IP2	<b>40.563</b>	<b>1:36.740</b>	36.219	1:23.783	37.900	1:29.299	35.059	1:22.576	41.745	1:37.629	35.104	<b>1:22.416</b>	35.097	1:22.205
	FL	<b>49.896</b>	<b>2:26.636</b>	41.980	<b>2:05.763</b>	45.624	<b>2:14.923</b>	41.845	<b>2:04.421</b>	48.760	<b>2:26.389</b>	41.966	<b>2:04.382</b>	42.045	<b>2:04.250</b>
10	IP1	56.111	56.111	47.585	47.585	52.073	52.073	47.416	47.416	56.027	56.027	47.719	47.719	47.380	47.380
	IP2	41.264	1:37.375	35.076	1:22.661	<b>37.732</b>	1:29.805	34.714	1:22.130	41.075	1:37.102	34.919	1:22.638	35.252	1:22.632
	FL	50.089	<b>2:27.464</b>	41.971	<b>2:04.632</b>	45.195	<b>2:15.000</b>	41.848	<b>2:03.978</b>	48.320	<b>2:25.422</b>	41.747	<b>2:04.385</b>	42.350	<b>2:04.982</b>
11	IP1	56.543	56.543	<b>47.450</b>	<b>47.450</b>	<b>51.334</b>	<b>51.334</b>	47.692	47.692	55.667	55.667	47.714	47.714	47.729	47.729
	IP2	40.690	1:37.233	<b>35.060</b>	<b>1:22.510</b>	37.942	<b>1:29.276</b>	35.003	1:22.695	43.800	1:39.467	<b>34.861</b>	1:22.575	35.121	1:22.850
	FL	50.154	<b>2:27.387</b>	56.480	<b>2:18.990</b>	45.985	<b>2:15.261</b>	41.861	<b>2:04.556</b>	48.964	<b>2:28.431</b>	47.578	<b>2:10.153</b>	42.353	<b>2:05.203</b>
12	IP1			48.424	48.424			<b>47.389</b>	<b>47.389</b>			48.504	48.504	47.535	47.535
	IP2			35.667	1:24.091			<b>34.579</b>	<b>1:21.968</b>			35.283	1:23.787	35.404	1:22.939
	FL			45.779	<b>2:09.870</b>			42.081	<b>2:04.049</b>			42.055	<b>2:05.842</b>	42.508	<b>2:05.447</b>



## FORMULA JUNIOR Race 1 ANALYSIS

Número	187			0		0		0		0		0		0	
Vta	Sector	Vuelta		Sector	Vuelta	Sector	Vuelta	Sector	Vuelta	Sector	Vuelta	Sector	Vuelta	Sector	Vuelta
1	IP1	51.121	51.121												
	IP2	35.801	1:26.922												
	FL	43.054	<b>2:09.976</b>												
2	IP1	48.141	48.141												
	IP2	35.396	1:23.537												
	FL	42.152	<b>2:05.689</b>												
3	IP1	48.007	48.007												
	IP2	35.607	1:23.614												
	FL	41.871	<b>2:05.485</b>												
4	IP1	47.754	47.754												
	IP2	35.318	1:23.072												
	FL	42.902	<b>2:05.974</b>												
5	IP1	48.820	48.820												
	IP2	35.444	1:24.264												
	FL	41.912	<b>2:06.176</b>												
6	IP1	47.690	47.690												
	IP2	35.150	1:22.840												
	FL	41.871	<b>2:04.711</b>												
7	IP1	48.466	48.466												
	IP2	35.250	1:23.716												
	FL	42.147	<b>2:05.863</b>												
8	IP1	47.838	47.838												
	IP2	35.224	1:23.062												
	FL	<b>41.507</b>	<b>2:04.569</b>												
9	IP1	<b>47.476</b>	<b>47.476</b>												
	IP2	<b>35.140</b>	<b>1:22.616</b>												
	FL	41.525	<b>2:04.141</b>												
10	IP1	47.631	47.631												
	IP2	35.171	1:22.802												
	FL	41.684	<b>2:04.486</b>												
11	IP1	47.664	47.664												
	IP2	35.447	1:23.111												
	FL	42.106	<b>2:05.217</b>												
12	IP1	48.182	48.182												
	IP2	36.158	1:24.340												
	FL	42.732	<b>2:07.072</b>												




e17

## FORMULA JUNIOR

### Race 1

### 40 BEST LAPS


Dorsal	Piloto	Nat	Equipo	Maq.	Hora	Vuelta	Tiempo
88	Alex AMES	GBR		Brabham	16:38:53	10	2:03.978
88	Alex AMES	GBR		Brabham	16:43:02	12	2:04.049
187	Stéphane REY	FRA		Lola	16:36:59	9	2:04.141
158	Patrick D'AUBREBY	FRA		Lotus	16:34:48	8	2:04.144
99	Mark SHAW	GBR		Brabham	16:34:53	8	2:04.178
158	Patrick D'AUBREBY	FRA		Lotus	16:36:52	9	2:04.250
99	Mark SHAW	GBR		Brabham	16:36:58	9	2:04.382
99	Mark SHAW	GBR		Brabham	16:39:02	10	2:04.385
88	Alex AMES	GBR		Brabham	16:34:45	8	2:04.390
88	Alex AMES	GBR		Brabham	16:36:49	9	2:04.421
88	Alex AMES	GBR		Brabham	16:26:25	4	2:04.468
187	Stéphane REY	FRA		Lola	16:39:03	10	2:04.486
88	Alex AMES	GBR		Brabham	16:40:58	11	2:04.556
187	Stéphane REY	FRA		Lola	16:34:54	8	2:04.569
158	Patrick D'AUBREBY	FRA		Lotus	16:30:38	6	2:04.583
88	Alex AMES	GBR		Brabham	16:24:21	3	2:04.591
88	Alex AMES	GBR		Brabham	16:28:30	5	2:04.612
80	Lee MOWLE	GBR		Lotus	16:39:01	10	2:04.632
187	Stéphane REY	FRA		Lola	16:30:44	6	2:04.711
88	Alex AMES	GBR		Brabham	16:32:40	7	2:04.754
99	Mark SHAW	GBR		Brabham	16:30:43	6	2:04.820
80	Lee MOWLE	GBR		Lotus	16:26:30	4	2:04.911
158	Patrick D'AUBREBY	FRA		Lotus	16:26:28	4	2:04.915
158	Patrick D'AUBREBY	FRA		Lotus	16:28:33	5	2:04.939
158	Patrick D'AUBREBY	FRA		Lotus	16:24:23	3	2:04.940
80	Lee MOWLE	GBR		Lotus	16:30:40	6	2:04.966
158	Patrick D'AUBREBY	FRA		Lotus	16:38:57	10	2:04.982
158	Patrick D'AUBREBY	FRA		Lotus	16:41:02	11	2:05.203
187	Stéphane REY	FRA		Lola	16:41:08	11	2:05.217
88	Alex AMES	GBR		Brabham	16:22:16	2	2:05.243
80	Lee MOWLE	GBR		Lotus	16:28:35	5	2:05.256
50	Philipp BUHOFER	SWI		Lotus	16:22:20	2	2:05.373
80	Lee MOWLE	GBR		Lotus	16:34:51	8	2:05.429
158	Patrick D'AUBREBY	FRA		Lotus	16:43:08	12	2:05.447
99	Mark SHAW	GBR		Brabham	16:22:21	2	2:05.451
158	Patrick D'AUBREBY	FRA		Lotus	16:22:18	2	2:05.451
27	Richard WILSON	GBR		Lotus	16:43:33	12	2:05.471
187	Stéphane REY	FRA		Lola	16:24:27	3	2:05.485
80	Lee MOWLE	GBR		Lotus	16:32:46	7	2:05.612
88	Alex AMES	GBR		Brabham	16:30:36	6	2:05.661



e18

## FORMULA JUNIOR Race 1 TOP FIVE LAPS

Piloto	Nat	Equipo	Top Five Laps				
88 Alex AMES	GBR		2:03.978	2:04.049	2:04.390	2:04.421	2:04.468
187 Stéphane REY	FRA		2:04.141	2:04.486	2:04.569	2:04.711	2:05.217
158 Patrick D'AUBREBY	FRA		2:04.144	2:04.250	2:04.583	2:04.915	2:04.939
99 Mark SHAW	GBR		2:04.178	2:04.382	2:04.385	2:04.820	2:05.451
80 Lee MOWLE	GBR		2:04.632	2:04.911	2:04.966	2:05.256	2:05.429
50 Philipp BUHOFER	SWI		2:05.373	2:05.705	2:06.676	2:08.417	2:09.513
27 Richard WILSON	GBR		2:05.471	2:06.320	2:06.531	2:06.589	2:06.606
58 Richard SMEETON	GBR		2:06.454	2:06.543	2:06.548	2:06.552	2:06.928
61 Andrew BEAUMONT	GBR		2:07.529	2:08.270	2:08.285	2:09.052	2:11.415
3 James HAGAN	GBR		2:08.833	2:09.765	2:10.839	2:12.102	2:14.815
73 Peter ANSTISS	GBR		2:12.398	2:13.278	2:14.892	2:15.254	2:15.550
87 Pierre GUICHARD	DEN		2:14.770	2:14.923	2:15.000	2:15.003	2:15.261
97 Hans CIERS	BEL		2:24.488	2:24.940	2:25.422	2:25.768	2:25.790
74 Malcolm WISHART	GBR		2:26.636	2:27.387	2:27.435	2:27.464	2:27.979
7 Duncan RABAGLIATI	GBR		2:27.056	2:27.857	2:27.926	2:27.938	2:28.252



e19

## FORMULA JUNIOR

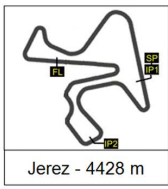
### Race 1

### 40 BEST MAXIMUM SPEEDS

Dorsal	Piloto	Nat	Equipo	Maq.	Hora	Vuelta	Vmax
58	Richard SMEETON	GBR		Wainer	16:18:58	0	190,9
99	Mark SHAW	GBR		Brabham	16:25:14	3	190,3
158	Patrick D'AUBREBY	FRA		Lotus	16:31:27	6	189,9
99	Mark SHAW	GBR		Brabham	16:35:41	8	189,8
99	Mark SHAW	GBR		Brabham	16:37:46	9	189,8
58	Richard SMEETON	GBR		Wainer	16:35:58	8	189,6
27	Richard WILSON	GBR		Lotus	16:23:13	2	189,5
80	Lee MOWLE	GBR		Lotus	16:18:56	0	189,4
158	Patrick D'AUBREBY	FRA		Lotus	16:35:35	8	189,3
80	Lee MOWLE	GBR		Lotus	16:31:29	6	189,1
99	Mark SHAW	GBR		Brabham	16:23:09	2	189,1
58	Richard SMEETON	GBR		Wainer	16:38:04	9	189,1
99	Mark SHAW	GBR		Brabham	16:39:50	10	189,1
99	Mark SHAW	GBR		Brabham	16:21:04	1	189,0
158	Patrick D'AUBREBY	FRA		Lotus	16:29:21	5	188,9
80	Lee MOWLE	GBR		Lotus	16:21:02	1	188,8
80	Lee MOWLE	GBR		Lotus	16:37:44	9	188,8
187	Stéphane REY	FRA		Lola	16:35:42	8	188,8
187	Stéphane REY	FRA		Lola	16:31:33	6	188,7
58	Richard SMEETON	GBR		Wainer	16:40:11	10	188,6
99	Mark SHAW	GBR		Brabham	16:31:32	6	188,6
99	Mark SHAW	GBR		Brabham	16:33:37	7	188,6
80	Lee MOWLE	GBR		Lotus	16:35:39	8	188,6
99	Mark SHAW	GBR		Brabham	16:18:57	0	188,5
158	Patrick D'AUBREBY	FRA		Lotus	16:33:31	7	188,5
58	Richard SMEETON	GBR		Wainer	16:29:36	5	188,4
187	Stéphane REY	FRA		Lola	16:25:15	3	188,4
158	Patrick D'AUBREBY	FRA		Lotus	16:37:40	9	188,4
99	Mark SHAW	GBR		Brabham	16:29:26	5	188,3
80	Lee MOWLE	GBR		Lotus	16:39:49	10	188,3
58	Richard SMEETON	GBR		Wainer	16:25:21	3	188,2
27	Richard WILSON	GBR		Lotus	16:21:06	1	188,0
158	Patrick D'AUBREBY	FRA		Lotus	16:39:45	10	188,0
27	Richard WILSON	GBR		Lotus	16:31:41	6	187,9
58	Richard SMEETON	GBR		Wainer	16:33:51	7	187,9
158	Patrick D'AUBREBY	FRA		Lotus	16:23:06	2	187,8
187	Stéphane REY	FRA		Lola	16:39:51	10	187,8
88	Alex AMES	GBR		Brabham	16:31:23	6	187,7
58	Richard SMEETON	GBR		Wainer	16:27:28	4	187,7
80	Lee MOWLE	GBR		Lotus	16:29:23	5	187,7





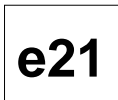
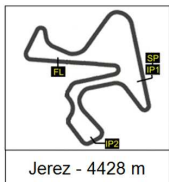


e20

# FORMULA JUNIOR Race 1 TOP FIVE MAXIMUM SPEEDS

Piloto	Nat	Equipo	Top Five Vmax				
58 Richard SMEETON	GBR		190,9	189,6	189,1	188,6	188,4
99 Mark SHAW	GBR		190,3	189,8	189,8	189,1	189,1
158 Patrick D'AUBREBY	FRA		189,9	189,3	188,9	188,5	188,4
27 Richard WILSON	GBR		189,5	188,0	187,9	187,2	186,7
80 Lee MOWLE	GBR		189,4	189,1	188,8	188,8	188,6
187 Stéphane REY	FRA		188,8	188,7	188,4	187,8	187,5
88 Alex AMES	GBR		187,7	187,3	186,8	186,7	186,2
61 Andrew BEAUMONT	GBR		186,9	186,9	186,7	184,8	184,0
50 Philipp BUHOFER	SWI		185,8	185,6	185,2	185,0	184,9
87 Pierre GUICHARD	DEN		184,8	184,0	184,0	184,0	182,8
3 James HAGAN	GBR		183,9	181,6	180,5	179,4	179,4
73 Peter ANSTISS	GBR		176,1	175,3	174,1	172,3	171,6
97 Hans CIERS	BEL		173,2	170,9	170,9	168,8	168,1
7 Duncan RABAGLIATI	GBR		160,6	160,5	159,8	159,6	159,6
74 Malcolm WISHART	GBR		157,0	156,8	156,1	156,0	156,0






# FORMULA JUNIOR

## Race 1

### PLANNING

Vta	1	2	3	4	5	6	7	8	9	10	11	12	13	14	15	16
0	88	158	50	80	99	187	58	27	87	61	73	97	7	3	74	
1	88	158	80	50	99	187	58	27	61	3	87	73	97	7	74	
2	88	158	80	50	99	187	58	27	61	3	73	87	97	74	7	
3	88	158	80	50	99	187	58	27	61	73	87	97	74	7	3 <sup>5</sup>	
4	88	158	80	99	50	187	27	58	61	73	87	97	74	7	3 <sup>5</sup>	
5	88	158	80	99	187	50	27	58	64	73	87	97	74 <sup>1</sup>	7 <sup>1</sup>	3 <sup>5</sup>	
6	88	158	80	99	187	50	27	58	73	87	97 <sup>1</sup>	74 <sup>1</sup>	7 <sup>1</sup>	3 <sup>5</sup>		
7	88	158	80	99	187	27	58	73	87	97 <sup>1</sup>	74 <sup>1</sup>	7 <sup>1</sup>	3 <sup>5</sup>			
8	88	158	80	99	187	27	58	73	87	97 <sup>1</sup>	74 <sup>1</sup>	7 <sup>1</sup>				
9	88	158	80	99	187	27	58	73	87	97 <sup>1</sup>	74 <sup>1</sup>	7 <sup>1</sup>				
10	88	158	80	99	187	27	58	73	87	97 <sup>1</sup>	74 <sup>1</sup>	7 <sup>1</sup>				
11	88	158	187	99	80	27	58	73	87 <sup>1</sup>	97 <sup>1</sup>	74 <sup>1</sup>	7 <sup>1</sup>				
12	88	158	187	99	80	27	58	73	87 <sup>1</sup>	97 <sup>1</sup>	74 <sup>1</sup>	7 <sup>1</sup>				





e23

# FORMULA JUNIOR Race 2 CLASSIFICATION

CONDICIONES ATMOSFERICAS: **Soleado**

ESTADO DE LA PISTA: **Seca**

Ord. #	Piloto	Club	Marca	Neum NV	Tiempo	Dif	VR	Vta Ráp.
1	<b>158</b> e1	Patrick D'AUBREBY	Lotus	12	<b>25:09.599</b>	----	6	2:04.203
2	<b>88</b> e1	Alex AMES	Brabham	12	<b>25:13.335</b>	3.736	6	2:04.710
3	<b>80</b> e1	Lee MOWLE	Lotus	12	<b>25:30.430</b>	20.831	5	2:05.837
4	<b>187</b> e1	Stéphane REY	Lola	12	<b>25:33.694</b>	24.095	8	2:05.794
5	<b>50</b> e1	Philipp BUHOFER	Lotus	12	<b>25:35.246</b>	25.647	4	2:05.962
6	<b>99</b> e1	Mark SHAW	Brabham	12	<b>25:37.900</b>	28.301	8	2:06.330
7	<b>27</b> e1	Richard WILSON	Lotus	12	<b>25:38.064</b>	28.465	8	2:06.561
8	<b>58</b> e1	Richard SMEETON	Wainer	12	<b>26:01.155</b>	51.556	6	2:07.596
9	<b>53</b> e1	Lukas HALUSA	Lotus	12	<b>26:15.963</b>	1:06.364	6	2:06.333
10	<b>3</b> e1	James HAGAN	Lynx	12	<b>26:27.187</b>	1:17.589	2	2:09.230
11	<b>73</b> e1	Peter ANSTISS	Lotus	12	<b>27:02.527</b>	1:52.928	2	2:09.934
12	<b>87</b> d2	Pierre GUICHARD	Lynx	11	<b>25:19.619</b>	1 Vuelta	2	2:14.822
13	<b>97</b> d2	Hans CIERS	Lotus	11	<b>26:53.923</b>	1 Vuelta	6	2:22.984
14	<b>74</b> a	Malcolm WISHART	Faranda	11	<b>27:37.019</b>	1 Vuelta	5	2:27.571
15	<b>7</b> b2	Duncan RABAGLIATI	Alexis	10	<b>25:21.264</b>	2 Vueltas	4	2:28.030
16	<b>61</b> e1	Andrew BEAUMONT	Lotus	9	<b>19:30.934</b>	3 Vueltas	6	2:07.917

Vuelta rápida realizada por el piloto N° 158.- Patrick D'AUBREBY en un tiempo de 2:04.203 en la vuelta 6ª.

Provisional

Definitiva

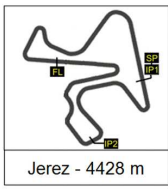
Circuito de Jerez, 24 DE OCTUBRE DE 2021

STEWARDS	RACE DIRECTOR	TIMEKEEPER
Hora:	Hora:	RESULTADOS PUBLICADOS A LAS 15:53 HORAS

LiveTiming: [live.crono-jerez.com](http://live.crono-jerez.com)

Pág 1 de 1





e24

# FORMULA JUNIOR Race 2 - A Class CLASSIFICATION

CONDICIONES ATMOSFERICAS: **Soleado**

ESTADO DE LA PISTA: **Seca**

Ord. #	Piloto	Club	Marca	Neum NV	Tiempo	Dif	VR	Vta Ráp.
1	74 a Malcolm WISHART		Faranda	11	27:37.019	---	5	2:27.571

Vuelta rápida realizada por el piloto N° 158.- Patrick D'AUBREBY en un tiempo de 2:04.203 en la vuelta 6ª.

Provisional

Definitiva

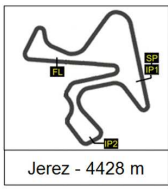
Circuito de Jerez, 24 DE OCTUBRE DE 2021

STEWARDS	RACE DIRECTOR	TIMEKEEPER
Hora:	Hora:	RESULTADOS PUBLICADOS A LAS 15:53 HORAS

LiveTiming: [live.crono-jerez.com](http://live.crono-jerez.com)

Pág 1 de 1





e25

# FORMULA JUNIOR Race 2 - B2 Class CLASSIFICATION

CONDICIONES ATMOSFERICAS: **Soleado**

ESTADO DE LA PISTA: **Seca**

Ord. #	Piloto	Club	Marca	Neum NV	Tiempo	Dif	VR	Vta Ráp.
1	7 b2 Duncan RABAGLIATI		Alexis	10	25:21.264	---	4	2:28.030

Vuelta rápida realizada por el piloto N° 158.- Patrick D'AUBREBY en un tiempo de 2:04.203 en la vuelta 6ª.

Provisional

Definitiva

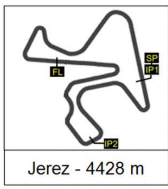
Circuito de Jerez, 24 DE OCTUBRE DE 2021

STEWARDS	RACE DIRECTOR	TIMEKEEPER
Hora:	Hora:	RESULTADOS PUBLICADOS A LAS 15:53 HORAS

LiveTiming: [live.crono-jerez.com](http://live.crono-jerez.com)

Pág 1 de 1





e27

# FORMULA JUNIOR Race 2 - D2 Class CLASSIFICATION

CONDICIONES ATMOSFERICAS: **Soleado**

ESTADO DE LA PISTA: **Seca**

Ord. #	Piloto	Club	Marca	Neum NV	Tiempo	Dif	VR	Vta Ráp.
1	87 d2 Pierre GUICHARD		Lynx	11	25:19.619	----	2	2:14.822
2	97 d2 Hans CIERS		Lotus	11	26:53.923	1:34.304	6	2:22.984

Vuelta rápida realizada por el piloto N° 158.- Patrick D'AUBREBY en un tiempo de 2:04.203 en la vuelta 6ª.

Provisional

Definitiva

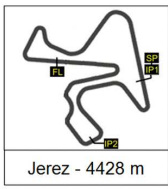
Circuito de Jerez, 24 DE OCTUBRE DE 2021

STEWARDS	RACE DIRECTOR	TIMEKEEPER
Hora:	Hora:	RESULTADOS PUBLICADOS A LAS 15:53 HORAS

LiveTiming: [live.crono-jerez.com](http://live.crono-jerez.com)

Pág 1 de 1





e28

## FORMULA JUNIOR Race 2 - E1 Class CLASSIFICATION

CONDICIONES ATMOSFERICAS: **Soleado**ESTADO DE LA PISTA: **Seca**

Ord. #	Piloto	Club	Marca	Neum NV	Tiempo	Dif	VR	Vta Ráp.
1	<b>158</b> e1	Patrick D'AUBREBY	Lotus	12	<b>25:09.599</b>	----	6	2:04.203
2	<b>88</b> e1	Alex AMES	Brabham	12	<b>25:13.335</b>	3.736	6	2:04.710
3	<b>80</b> e1	Lee MOWLE	Lotus	12	<b>25:30.430</b>	20.831	5	2:05.837
4	<b>187</b> e1	Stéphane REY	Lola	12	<b>25:33.694</b>	24.095	8	2:05.794
5	<b>50</b> e1	Philipp BUHOFER	Lotus	12	<b>25:35.246</b>	25.647	4	2:05.962
6	<b>99</b> e1	Mark SHAW	Brabham	12	<b>25:37.900</b>	28.301	8	2:06.330
7	<b>27</b> e1	Richard WILSON	Lotus	12	<b>25:38.064</b>	28.465	8	2:06.561
8	<b>58</b> e1	Richard SMEETON	Wainer	12	<b>26:01.155</b>	51.556	6	2:07.596
9	<b>53</b> e1	Lukas HALUSA	Lotus	12	<b>26:15.963</b>	1:06.364	6	2:06.333
10	<b>3</b> e1	James HAGAN	Lynx	12	<b>26:27.187</b>	1:17.589	2	2:09.230
11	<b>73</b> e1	Peter ANSTISS	Lotus	12	<b>27:02.527</b>	1:52.928	2	2:09.934
12	<b>61</b> e1	Andrew BEAUMONT	Lotus	9	<b>19:30.934</b>	3 Vuelta	6	2:07.917

Vuelta rápida realizada por el piloto N° 158.- Patrick D'AUBREBY en un tiempo de 2:04.203 en la vuelta 6ª.

 Provisional

 Definitiva


Circuito de Jerez, 24 DE OCTUBRE DE 2021

STEWARDS	RACE DIRECTOR	TIMEKEEPER
Hora:	Hora:	RESULTADOS PUBLICADOS A LAS 15:53 HORAS

LiveTiming: [live.crono-jerez.com](http://live.crono-jerez.com)

Pág 1 de 1





e29

## FORMULA JUNIOR Race 2 LAP BY LAP

Vuelta	3	7	27	50	53	58	61	73	74	80	87	88
1	2:14.054	2:31.499	2:12.030	2:08.935	2:15.516	2:14.494	2:12.759	2:15.645	2:30.947	2:08.672	2:20.014	2:08.162
2	2:09.230*	2:29.579	2:08.120	2:06.706	2:06.571	2:07.832	2:09.020	2:09.934*	2:28.559	2:06.768	2:14.822*	2:05.175
3	2:11.334	2:30.162	2:07.479	2:07.005	2:07.333	2:08.782	2:08.930	2:11.763	2:28.296	2:06.309	2:15.997	2:04.879
4	2:10.997	2:28.030*	2:06.778	2:05.962*	2:07.752	2:10.569	2:09.921	2:13.657	2:28.645	2:06.406	2:15.531	2:05.013
5	2:11.110	2:28.635	2:07.007	2:10.425	2:07.241	2:08.569	2:08.620	2:14.640	2:27.571*	2:05.837*	2:16.444	2:06.493
6	2:10.374	2:33.336	2:06.807	2:06.651	2:06.333*	2:07.596*	2:07.917*	2:14.091	2:29.407	2:06.850	2:17.184	2:04.710*
7	2:10.144	2:32.765	2:07.282	2:09.217	2:06.826	2:08.477	2:08.567	2:13.132	2:28.015	2:06.925	2:18.166	2:05.562
8	2:12.798	2:32.351	2:06.561*	2:06.276	2:07.188	2:09.996	2:09.242	2:14.515	2:29.721	2:07.300	2:18.470	2:05.105
9	2:10.208	2:32.466	2:07.470	2:07.694	2:06.919	2:11.194	2:09.168	2:20.197	2:36.473	2:06.872	2:19.968	2:05.685
10	2:13.812	2:34.462	2:07.756	2:06.989	PIT EXIT	2:08.667		2:15.980	2:32.272	2:07.505	2:17.272	2:05.394
11	2:11.114		2:06.842	2:06.966	2:10.572	2:08.726		2:16.463	2:28.477	2:07.910	2:18.787	2:05.443
12	2:14.975		2:07.364	2:06.695	2:08.893	2:09.742		2:15.562		2:07.504		2:06.270

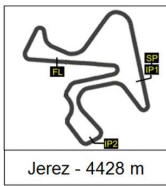
Vuelta	97	99	158	187								
1	2:26.128	2:09.385	2:08.080	2:11.722								
2	2:24.529	2:09.320	2:05.379	2:07.360								
3	2:25.225	2:07.002	2:05.215	2:06.789								
4	2:24.221	2:08.184	2:06.055	2:06.960								
5	2:23.842	2:07.039	2:05.182	2:06.235								
6	2:22.984*	2:06.514	2:04.203*	2:06.202								
7	2:26.796	2:08.097	2:04.673	2:06.888								
8	2:28.511	2:06.330*	2:04.409	2:05.794*								
9	2:30.808	2:07.465	2:04.206	2:07.228								
10	2:25.074	2:07.003	2:06.116	2:06.941								
11	2:28.143	2:07.255	2:04.884	2:07.075								
12		2:07.958	2:06.289	2:07.984								

LiveTiming: [live.crono-jerez.com](http://live.crono-jerez.com)

Pág 1 de 1





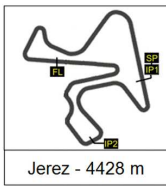


23 - 24 octubre 2021

1  
e30

## FORMULA JUNIOR Race 2 ANALYSIS

Número	3		7		27		50		53		58		61		
	Vta	Sector	Vuelta	Sector	Vuelta	Sector	Vuelta	Sector	Vuelta	Sector	Vuelta	Sector	Vuelta		
1	IP1	53.026	53.026	59.768	59.768	51.356	51.356	50.619	50.619	54.403	54.403	52.003	52.003	52.158	52.158
	IP2	36.568	1:29.594	41.688	1:41.456	37.256	1:28.612	35.604	1:26.223	36.296	1:30.699	37.272	1:29.275	37.139	1:29.297
	FL	44.460	<b>2:14.054</b>	<b>50.043</b>	<b>2:31.499</b>	43.418	<b>2:12.030</b>	42.712	<b>2:08.935</b>	44.818	<b>2:15.516</b>	45.219	<b>2:14.494</b>	43.463	<b>2:12.759</b>
2	IP1	<b>49.348</b>	<b>49.348</b>	57.199	57.199	49.162	49.162	48.560	48.560	48.435	48.435	<b>48.460</b>	<b>48.460</b>	49.178	49.178
	IP2	<b>35.996</b>	<b>1:25.344</b>	41.755	1:38.954	36.249	1:25.411	35.529	1:24.089	35.460	1:23.895	<b>36.142</b>	<b>1:24.602</b>	36.437	1:25.615
	FL	43.886	<b>2:09.230</b>	50.625	<b>2:29.579</b>	42.709	<b>2:08.120</b>	42.617	<b>2:06.706</b>	42.676	<b>2:06.571</b>	43.230	<b>2:07.832</b>	43.405	<b>2:09.020</b>
3	IP1	50.066	50.066	57.730	57.730	48.412	48.412	48.556	48.556	48.522	48.522	48.775	48.775	48.884	48.884
	IP2	36.588	1:26.654	42.030	1:39.760	35.888	1:24.300	35.417	1:23.973	35.670	1:24.192	36.814	1:25.589	36.496	1:25.380
	FL	44.680	<b>2:11.334</b>	50.403	<b>2:30.162</b>	43.179	<b>2:07.479</b>	43.033	<b>2:07.005</b>	43.141	<b>2:07.333</b>	43.193	<b>2:08.782</b>	43.551	<b>2:08.930</b>
4	IP1	49.441	49.441	<b>56.222</b>	<b>56.222</b>	48.340	48.340	48.454	48.454	<b>47.853</b>	<b>47.853</b>	49.742	49.742	49.650	49.650
	IP2	36.572	1:26.013	<b>41.558</b>	<b>1:37.780</b>	35.795	1:24.135	<b>35.233</b>	<b>1:23.687</b>	36.212	1:24.065	37.322	1:27.064	36.507	1:26.157
	FL	44.984	<b>2:10.997</b>	50.250	<b>2:28.030</b>	42.643	<b>2:06.778</b>	<b>42.275</b>	<b>2:05.962</b>	43.687	<b>2:07.752</b>	43.505	<b>2:10.569</b>	43.764	<b>2:09.921</b>
5	IP1	49.768	49.768	56.312	56.312	48.821	48.821	<b>48.269</b>	<b>48.269</b>	48.957	48.957	48.896	48.896	49.414	49.414
	IP2	36.955	1:26.723	42.067	1:38.379	35.684	1:24.505	35.510	1:23.779	35.643	1:24.600	36.520	1:25.416	36.201	1:25.615
	FL	44.388	<b>2:11.110</b>	50.256	<b>2:28.635</b>	42.502	<b>2:07.007</b>	46.646	<b>2:10.425</b>	42.642	<b>2:07.241</b>	43.153	<b>2:08.569</b>	43.005	<b>2:08.620</b>
6	IP1	49.564	49.564	58.439	58.439	48.495	48.495	48.528	48.528	48.286	48.286	48.898	48.898	48.931	48.931
	IP2	36.609	1:26.173	43.211	1:41.650	35.736	1:24.231	35.299	1:23.827	35.443	1:23.729	36.251	1:25.149	<b>35.927</b>	<b>1:24.858</b>
	FL	44.201	<b>2:10.374</b>	51.686	<b>2:33.336</b>	42.576	<b>2:06.807</b>	42.824	<b>2:06.651</b>	<b>42.604</b>	<b>2:06.333</b>	<b>42.448</b>	<b>2:07.596</b>	43.059	<b>2:07.917</b>
7	IP1	49.928	49.928	58.653	58.653	<b>48.308</b>	<b>48.308</b>	50.015	50.015	48.106	48.106	48.558	48.558	<b>48.782</b>	<b>48.782</b>
	IP2	36.320	1:26.248	42.403	1:41.056	35.763	<b>1:24.071</b>	35.906	1:25.921	<b>35.318</b>	<b>1:23.424</b>	36.851	1:25.409	36.712	1:25.494
	FL	43.896	<b>2:10.144</b>	51.709	<b>2:32.765</b>	43.211	<b>2:07.282</b>	43.296	<b>2:09.217</b>	43.402	<b>2:06.826</b>	43.068	<b>2:08.477</b>	43.073	<b>2:08.567</b>
8	IP1	50.059	50.059	57.140	57.140	48.636	48.636	48.523	48.523	48.611	48.611	49.499	49.499	49.699	49.699
	IP2	37.445	1:27.504	42.780	1:39.920	35.716	1:24.352	35.370	1:23.893	35.410	1:24.021	37.676	1:27.175	36.579	1:26.278
	FL	45.294	<b>2:12.798</b>	52.431	<b>2:32.351</b>	<b>42.209</b>	<b>2:06.561</b>	42.383	<b>2:06.276</b>	43.167	<b>2:07.188</b>	42.822	<b>2:09.996</b>	<b>42.964</b>	<b>2:09.242</b>
9	IP1	49.987	49.987	58.354	58.354	49.154	49.154	49.518	49.518	48.246	48.246	51.793	51.793	49.242	49.242
	IP2	36.378	1:26.365	42.758	1:41.112	<b>35.618</b>	1:24.772	35.622	1:25.140	35.938	1:24.184	36.612	1:28.405	36.375	1:25.617
	FL	43.843	<b>2:10.208</b>	51.355	<b>2:32.466</b>	42.698	<b>2:07.470</b>	42.555	<b>2:07.694</b>	42.735	<b>2:06.919</b>	42.789	<b>2:11.194</b>	43.551	<b>2:09.168</b>
10	IP1	50.165	50.165	58.811	58.811	48.643	48.643	48.777	48.777	49.131	49.131	49.043	49.043	50.462	50.462
	IP2	37.094	1:27.259	43.208	1:42.019	35.753	1:24.396	35.306	1:24.083	35.734	1:24.865	36.764	1:25.807	36.286	1:26.748
	FL	46.553	<b>2:13.812</b>	52.443	<b>2:34.462</b>	43.360	<b>2:07.756</b>	42.906	<b>2:06.989</b>	1:09.41	<b>PIT EXIT</b>	42.860	<b>2:08.667</b>		-----
11	IP1	49.587	49.587			48.380	48.380	48.404	48.404	51.630	51.630	48.936	48.936		
	IP2	37.825	1:27.412			35.784	1:24.164	35.718	1:24.122	35.853	1:27.483	36.365	1:25.301		
	FL	<b>43.702</b>	<b>2:11.114</b>		-----	42.678	<b>2:06.842</b>	42.845	<b>2:06.966</b>	43.089	<b>2:10.572</b>	43.425	<b>2:08.726</b>		
12	IP1	50.533	50.533			48.620	48.620	48.411	48.411	49.059	49.059	48.991	48.991		
	IP2	37.012	1:27.545			35.809	1:24.429	35.494	1:23.905	36.033	1:25.092	36.948	1:25.939		
	FL	47.431	<b>2:14.975</b>			42.935	<b>2:07.364</b>	42.790	<b>2:06.695</b>	43.801	<b>2:08.893</b>	43.803	<b>2:09.742</b>		

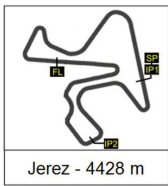


23 - 24 octubre 2021

2  
e30

## FORMULA JUNIOR Race 2 ANALYSIS

Número	73		74		80		87		88		97		99		
	Vta	Sector	Vuelta	Sector	Vuelta	Sector	Vuelta	Sector	Vuelta	Sector	Vuelta	Sector	Vuelta		
1	IP1	54.631	54.631	59.568	59.568	49.829	49.829	55.509	55.509	49.320	49.320	57.549	57.549	50.739	50.739
	IP2	36.807	1:31.438	41.455	1:41.023	35.840	1:25.669	39.270	1:34.779	35.684	1:25.004	41.098	1:38.647	36.249	1:26.988
	FL	44.207	<b>2:15.645</b>	49.925	<b>2:30.947</b>	43.003	<b>2:08.672</b>	45.235	<b>2:20.014</b>	43.158	<b>2:08.162</b>	47.481	<b>2:26.128</b>	42.397	<b>2:09.385</b>
2	IP1	<b>49.935</b>	<b>49.935</b>	57.302	57.302	48.684	48.684	<b>51.223</b>	<b>51.223</b>	47.799	47.799	56.004	56.004	51.051	51.051
	IP2	<b>36.208</b>	<b>1:26.143</b>	41.080	1:38.382	35.515	1:24.199	<b>38.319</b>	<b>1:29.542</b>	34.997	1:22.796	41.238	1:37.242	35.774	1:26.825
	FL	<b>43.791</b>	<b>2:09.934</b>	50.177	<b>2:28.559</b>	42.570	<b>2:06.768</b>	45.280	<b>2:14.822</b>	42.379	<b>2:05.175</b>	47.288	<b>2:24.529</b>	42.495	<b>2:09.320</b>
3	IP1	50.794	50.794	57.464	57.464	<b>48.249</b>	<b>48.249</b>	51.546	51.546	47.856	47.856	55.877	55.877	48.812	48.812
	IP2	36.778	1:27.572	41.381	1:38.845	35.435	<b>1:23.684</b>	39.076	1:30.622	35.138	1:22.994	41.773	1:37.650	35.768	1:24.580
	FL	44.191	<b>2:11.763</b>	<b>49.452</b>	<b>2:28.296</b>	42.625	<b>2:06.309</b>	45.375	<b>2:15.997</b>	41.885	<b>2:04.879</b>	47.575	<b>2:25.225</b>	42.422	<b>2:07.002</b>
4	IP1	51.169	51.169	56.430	56.430	48.604	48.604	51.783	51.783	47.818	47.818	55.597	55.597	48.800	48.800
	IP2	37.294	1:28.463	42.027	1:38.457	<b>35.301</b>	1:23.905	38.664	1:30.447	<b>34.972</b>	<b>1:22.790</b>	41.543	1:37.140	36.871	1:25.671
	FL	45.194	<b>2:13.657</b>	50.188	<b>2:28.645</b>	42.501	<b>2:06.406</b>	<b>45.084</b>	<b>2:15.531</b>	42.223	<b>2:05.013</b>	<b>47.081</b>	<b>2:24.221</b>	42.513	<b>2:08.184</b>
5	IP1	51.975	51.975	56.746	56.746	48.410	48.410	51.932	51.932	48.138	48.138	55.489	55.489	48.824	48.824
	IP2	37.622	1:29.597	<b>40.925</b>	<b>1:37.671</b>	35.309	1:23.719	38.936	1:30.868	36.407	1:24.545	41.163	1:36.652	35.749	1:24.573
	FL	45.043	<b>2:14.640</b>	49.900	<b>2:27.571</b>	<b>42.118</b>	<b>2:05.837</b>	45.576	<b>2:16.444</b>	41.948	<b>2:06.493</b>	47.190	<b>2:23.842</b>	42.466	<b>2:07.039</b>
6	IP1	51.754	51.754	57.087	57.087	48.492	48.492	52.271	52.271	<b>47.713</b>	<b>47.713</b>	<b>54.977</b>	<b>54.977</b>	48.714	48.714
	IP2	37.341	1:29.095	41.751	1:38.838	35.747	1:24.239	39.348	1:31.619	35.289	1:23.002	<b>40.868</b>	<b>1:35.845</b>	<b>35.426</b>	1:24.140
	FL	44.996	<b>2:14.091</b>	50.569	<b>2:29.407</b>	42.611	<b>2:06.850</b>	45.565	<b>2:17.184</b>	<b>41.709</b>	<b>2:04.710</b>	47.139	<b>2:22.984</b>	42.374	<b>2:06.514</b>
7	IP1	51.517	51.517	<b>55.933</b>	<b>55.933</b>	48.531	48.531	53.176	53.176	48.161	48.161	55.872	55.872	48.748	48.748
	IP2	36.859	1:28.376	42.157	1:38.090	35.743	1:24.274	39.067	1:32.243	35.266	1:23.427	42.933	1:38.805	35.931	1:24.679
	FL	44.756	<b>2:13.132</b>	49.925	<b>2:28.015</b>	42.652	<b>2:06.925</b>	45.923	<b>2:18.166</b>	42.135	<b>2:05.562</b>	47.991	<b>2:26.796</b>	43.418	<b>2:08.097</b>
8	IP1	51.699	51.699	56.603	56.603	48.663	48.663	52.755	52.755	47.757	47.757	58.638	58.638	<b>48.511</b>	<b>48.511</b>
	IP2	37.456	1:29.155	41.840	1:38.443	36.007	1:24.670	39.292	1:32.047	35.468	1:23.225	41.887	1:40.525	35.617	<b>1:24.128</b>
	FL	45.360	<b>2:14.515</b>	51.278	<b>2:29.721</b>	42.630	<b>2:07.300</b>	46.423	<b>2:18.470</b>	41.880	<b>2:05.105</b>	47.986	<b>2:28.511</b>	<b>42.202</b>	<b>2:06.330</b>
9	IP1	53.633	53.633	1:02.16	1:02.166	48.529	48.529	55.092	55.092	48.420	48.420	58.529	58.529	49.088	49.088
	IP2	37.836	1:31.469	42.237	1:44.403	35.858	1:24.387	39.010	1:34.102	35.381	1:23.801	41.431	1:39.960	35.747	1:24.835
	FL	48.728	<b>2:20.197</b>	52.070	<b>2:36.473</b>	42.485	<b>2:06.872</b>	45.866	<b>2:19.968</b>	41.884	<b>2:05.685</b>	50.848	<b>2:30.808</b>	42.630	<b>2:07.465</b>
10	IP1	51.990	51.990	57.064	57.064	49.046	49.046	52.609	52.609	48.461	48.461	55.795	55.795	48.756	48.756
	IP2	37.935	1:29.925	42.754	1:39.818	35.769	1:24.815	38.550	1:31.159	35.100	1:23.561	41.138	1:36.933	35.670	1:24.426
	FL	46.055	<b>2:15.980</b>	52.454	<b>2:32.272</b>	42.690	<b>2:07.505</b>	46.113	<b>2:17.272</b>	41.833	<b>2:05.394</b>	48.141	<b>2:25.074</b>	42.577	<b>2:07.003</b>
11	IP1	52.401	52.401	56.864	56.864	48.640	48.640	54.296	54.296	48.085	48.085	55.951	55.951	48.816	48.816
	IP2	38.370	1:30.771	41.667	1:38.531	36.403	1:25.043	38.827	1:33.123	35.520	1:23.605	42.228	1:38.179	35.861	1:24.677
	FL	45.692	<b>2:16.463</b>	49.946	<b>2:28.477</b>	42.867	<b>2:07.910</b>	45.664	<b>2:18.787</b>	41.838	<b>2:05.443</b>	49.964	<b>2:28.143</b>	42.578	<b>2:07.255</b>
12	IP1	51.739	51.739			48.539	48.539			48.212	48.212			48.908	48.908
	IP2	37.911	1:29.650			36.064	1:24.603			35.627	1:23.839			35.964	1:24.872
	FL	45.912	<b>2:15.562</b>			42.901	<b>2:07.504</b>			42.431	<b>2:06.270</b>			43.086	<b>2:07.958</b>

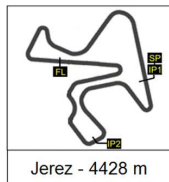


23 - 24 octubre 2021

3  
e30

## FORMULA JUNIOR Race 2 ANALYSIS

Número	158		187		0		0		0		0		0	
Vta	Sector	Vuelta	Sector	Vuelta	Sector	Vuelta	Sector	Vuelta	Sector	Vuelta	Sector	Vuelta	Sector	Vuelta
1	IP1	49.409	49.409	51.500	51.500									
	IP2	35.958	1:25.367	37.516	1:29.016									
	FL	42.713	<b>2:08.080</b>	42.706	<b>2:11.722</b>									
2	IP1	47.684	47.684	48.663	48.663									
	IP2	35.402	1:23.086	36.041	1:24.704									
	FL	42.293	<b>2:05.379</b>	42.656	<b>2:07.360</b>									
3	IP1	47.368	47.368	48.434	48.434									
	IP2	35.408	1:22.776	35.891	1:24.325									
	FL	42.439	<b>2:05.215</b>	42.464	<b>2:06.789</b>									
4	IP1	48.517	48.517	48.655	48.655									
	IP2	35.280	1:23.797	36.095	1:24.750									
	FL	42.259	<b>2:06.055</b>	42.210	<b>2:06.960</b>									
5	IP1	47.631	47.631	48.448	48.448									
	IP2	35.526	1:23.157	35.729	1:24.177									
	FL	42.025	<b>2:05.182</b>	42.058	<b>2:06.235</b>									
6	IP1	47.540	47.540	<b>48.264</b>	<b>48.264</b>									
	IP2	<b>35.071</b>	1:22.611	<b>35.537</b>	<b>1:23.801</b>									
	FL	<b>41.592</b>	<b>2:04.203</b>	42.401	<b>2:06.202</b>									
7	IP1	47.654	47.654	48.685	48.685									
	IP2	35.155	1:22.809	35.821	1:24.506									
	FL	41.864	<b>2:04.673</b>	42.382	<b>2:06.888</b>									
8	IP1	47.271	47.271	48.345	48.345									
	IP2	35.186	1:22.457	35.607	1:23.952									
	FL	41.952	<b>2:04.409</b>	<b>41.842</b>	<b>2:05.794</b>									
9	IP1	47.379	47.379	48.864	48.864									
	IP2	35.083	1:22.462	35.800	1:24.664									
	FL	41.744	<b>2:04.206</b>	42.564	<b>2:07.228</b>									
10	IP1	48.634	48.634	48.823	48.823									
	IP2	35.411	1:24.045	35.745	1:24.568									
	FL	42.071	<b>2:06.116</b>	42.373	<b>2:06.941</b>									
11	IP1	<b>47.250</b>	<b>47.250</b>	48.537	48.537									
	IP2	35.144	<b>1:22.394</b>	35.830	1:24.367									
	FL	42.490	<b>2:04.884</b>	42.708	<b>2:07.075</b>									
12	IP1	47.745	47.745	48.820	48.820									
	IP2	36.106	1:23.851	36.075	1:24.895									
	FL	42.438	<b>2:06.289</b>	43.089	<b>2:07.984</b>									



e31

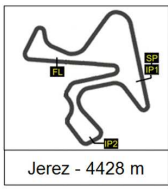
## FORMULA JUNIOR

### Race 2

### 40 BEST LAPS

Dorsal	Piloto	Nat	Equipo	Maq.	Hora	Vuelta	Tiempo
158	Patrick D'AUBREBY	FRA		Lotus	15:38:08	6	2:04.203
158	Patrick D'AUBREBY	FRA		Lotus	15:44:21	9	2:04.206
158	Patrick D'AUBREBY	FRA		Lotus	15:42:17	8	2:04.409
158	Patrick D'AUBREBY	FRA		Lotus	15:40:12	7	2:04.673
88	Alex AMES	GBR		Brabham	15:38:08	6	2:04.710
88	Alex AMES	GBR		Brabham	15:31:52	3	2:04.879
158	Patrick D'AUBREBY	FRA		Lotus	15:48:32	11	2:04.884
88	Alex AMES	GBR		Brabham	15:33:57	4	2:05.013
88	Alex AMES	GBR		Brabham	15:42:19	8	2:05.105
88	Alex AMES	GBR		Brabham	15:29:47	2	2:05.175
158	Patrick D'AUBREBY	FRA		Lotus	15:36:03	5	2:05.182
158	Patrick D'AUBREBY	FRA		Lotus	15:31:52	3	2:05.215
158	Patrick D'AUBREBY	FRA		Lotus	15:29:47	2	2:05.379
88	Alex AMES	GBR		Brabham	15:46:30	10	2:05.394
88	Alex AMES	GBR		Brabham	15:48:36	11	2:05.443
88	Alex AMES	GBR		Brabham	15:40:14	7	2:05.562
88	Alex AMES	GBR		Brabham	15:44:25	9	2:05.685
187	Stéphane REY	FRA		Lola	15:42:33	8	2:05.794
80	Lee MOWLE	GBR		Lotus	15:36:08	5	2:05.837
50	Philipp BUHOFER	SWI		Lotus	15:34:03	4	2:05.962
158	Patrick D'AUBREBY	FRA		Lotus	15:33:58	4	2:06.055
158	Patrick D'AUBREBY	FRA		Lotus	15:46:27	10	2:06.116
187	Stéphane REY	FRA		Lola	15:38:20	6	2:06.202
187	Stéphane REY	FRA		Lola	15:36:14	5	2:06.235
88	Alex AMES	GBR		Brabham	15:50:42	12	2:06.270
50	Philipp BUHOFER	SWI		Lotus	15:42:36	8	2:06.276
158	Patrick D'AUBREBY	FRA		Lotus	15:50:38	12	2:06.289
80	Lee MOWLE	GBR		Lotus	15:31:56	3	2:06.309
99	Mark SHAW	GBR		Brabham	15:42:37	8	2:06.330
53	Lukas HALUSA	AUT		Lotus	15:38:30	6	2:06.333
80	Lee MOWLE	GBR		Lotus	15:34:02	4	2:06.406
88	Alex AMES	GBR		Brabham	15:36:04	5	2:06.493
99	Mark SHAW	GBR		Brabham	15:38:22	6	2:06.514
27	Richard WILSON	GBR		Lotus	15:42:37	8	2:06.561
53	Lukas HALUSA	AUT		Lotus	15:30:01	2	2:06.571
50	Philipp BUHOFER	SWI		Lotus	15:38:20	6	2:06.651
50	Philipp BUHOFER	SWI		Lotus	15:51:04	12	2:06.695
50	Philipp BUHOFER	SWI		Lotus	15:29:50	2	2:06.706
80	Lee MOWLE	GBR		Lotus	15:29:50	2	2:06.768
27	Richard WILSON	GBR		Lotus	15:34:10	4	2:06.778



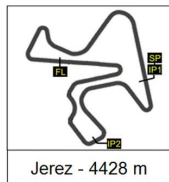


e32

## FORMULA JUNIOR Race 2 TOP FIVE LAPS

Piloto	Nat	Equipo	Top Five Laps				
158 Patrick D'AUBREBY	FRA		2:04.203	2:04.206	2:04.409	2:04.673	2:04.884
88 Alex AMES	GBR		2:04.710	2:04.879	2:05.013	2:05.105	2:05.175
187 Stéphane REY	FRA		2:05.794	2:06.202	2:06.235	2:06.789	2:06.888
80 Lee MOWLE	GBR		2:05.837	2:06.309	2:06.406	2:06.768	2:06.850
50 Philipp BUHOFER	SWI		2:05.962	2:06.276	2:06.651	2:06.695	2:06.706
99 Mark SHAW	GBR		2:06.330	2:06.514	2:07.002	2:07.003	2:07.039
53 Lukas HALUSA	AUT		2:06.333	2:06.571	2:06.826	2:06.919	2:07.188
27 Richard WILSON	GBR		2:06.561	2:06.778	2:06.807	2:06.842	2:07.007
58 Richard SMEETON	GBR		2:07.596	2:07.832	2:08.477	2:08.569	2:08.667
61 Andrew BEAUMONT	GBR		2:07.917	2:08.567	2:08.620	2:08.930	2:09.020
3 James HAGAN	GBR		2:09.230	2:10.144	2:10.208	2:10.374	2:10.997
73 Peter ANSTISS	GBR		2:09.934	2:11.763	2:13.132	2:13.657	2:14.091
87 Pierre GUICHARD	DEN		2:14.822	2:15.531	2:15.997	2:16.444	2:17.184
97 Hans CIERS	BEL		2:22.984	2:23.842	2:24.221	2:24.529	2:25.074
74 Malcolm WISHART	GBR		2:27.571	2:28.015	2:28.296	2:28.477	2:28.559
7 Duncan RABAGLIATI	GBR		2:28.030	2:28.635	2:29.579	2:30.162	2:31.499






e33

## FORMULA JUNIOR

### Race 2

### 40 BEST MAXIMUM SPEEDS

Dorsal	Piloto	Nat	Equipo	Maq.	Hora	Vuelta	Vmax
58	Richard SMEETON	GBR		Wainer	15:30:46	2	190,3
58	Richard SMEETON	GBR		Wainer	15:32:56	3	190,0
158	Patrick D'AUBREBY	FRA		Lotus	15:41:00	7	189,8
58	Richard SMEETON	GBR		Wainer	15:28:38	1	189,2
158	Patrick D'AUBREBY	FRA		Lotus	15:32:41	3	188,8
99	Mark SHAW	GBR		Brabham	15:26:26	0	188,6
27	Richard WILSON	GBR		Lotus	15:34:58	4	188,4
27	Richard WILSON	GBR		Lotus	15:39:12	6	188,4
53	Lukas HALUSA	AUT		Lotus	15:32:56	3	188,4
61	Andrew BEAUMONT	GBR		Lotus	15:26:28	0	188,3
80	Lee MOWLE	GBR		Lotus	15:39:04	6	188,1
187	Stéphane REY	FRA		Lola	15:32:50	3	188,1
187	Stéphane REY	FRA		Lola	15:26:27	0	188,1
187	Stéphane REY	FRA		Lola	15:28:36	1	188,1
99	Mark SHAW	GBR		Brabham	15:39:11	6	187,9
58	Richard SMEETON	GBR		Wainer	15:41:31	7	187,8
187	Stéphane REY	FRA		Lola	15:37:02	5	187,8
50	Philipp BUHOFER	SWI		Lotus	15:28:32	1	187,8
27	Richard WILSON	GBR		Lotus	15:41:19	7	187,7
61	Andrew BEAUMONT	GBR		Lotus	15:28:37	1	187,7
158	Patrick D'AUBREBY	FRA		Lotus	15:34:46	4	187,7
27	Richard WILSON	GBR		Lotus	15:45:33	9	187,4
158	Patrick D'AUBREBY	FRA		Lotus	15:36:51	5	187,4
61	Andrew BEAUMONT	GBR		Lotus	15:35:05	4	187,2
88	Alex AMES	GBR		Brabham	15:36:51	5	187,2
27	Richard WILSON	GBR		Lotus	15:47:41	10	187,2
58	Richard SMEETON	GBR		Wainer	15:39:22	6	187,2
99	Mark SHAW	GBR		Brabham	15:37:05	5	187,1
158	Patrick D'AUBREBY	FRA		Lotus	15:30:34	2	187,0
99	Mark SHAW	GBR		Brabham	15:41:19	7	186,9
27	Richard WILSON	GBR		Lotus	15:32:51	3	186,9
187	Stéphane REY	FRA		Lola	15:34:56	4	186,8
158	Patrick D'AUBREBY	FRA		Lotus	15:28:29	1	186,8
99	Mark SHAW	GBR		Brabham	15:34:58	4	186,7
27	Richard WILSON	GBR		Lotus	15:37:05	5	186,7
158	Patrick D'AUBREBY	FRA		Lotus	15:38:55	6	186,7
27	Richard WILSON	GBR		Lotus	15:30:44	2	186,6
99	Mark SHAW	GBR		Brabham	15:32:49	3	186,5
27	Richard WILSON	GBR		Lotus	15:43:26	8	186,5
80	Lee MOWLE	GBR		Lotus	15:26:24	0	186,5

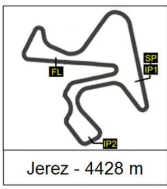


e34

## FORMULA JUNIOR Race 2 TOP FIVE MAXIMUM SPEEDS

Piloto	Nat	Equipo	Top Five Vmax				
58 Richard SMEETON	GBR		190,3	190,0	189,2	187,8	187,2
158 Patrick D'AUBREBY	FRA		189,8	188,8	187,7	187,4	187,0
99 Mark SHAW	GBR		188,6	187,9	187,1	186,9	186,7
27 Richard WILSON	GBR		188,4	188,4	187,7	187,4	187,2
53 Lukas HALUSA	AUT		188,4	184,2	183,5	182,7	182,5
61 Andrew BEAUMONT	GBR		188,3	187,7	187,2	186,1	185,9
187 Stéphane REY	FRA		188,1	188,1	188,1	187,8	186,8
80 Lee MOWLE	GBR		188,1	186,5	186,3	186,2	185,7
50 Philipp BUHOFER	SWI		187,8	186,1	186,0	185,6	185,5
88 Alex AMES	GBR		187,2	186,4	186,2	186,2	186,1
87 Pierre GUICHARD	DEN		184,0	182,6	179,0	178,5	178,0
3 James HAGAN	GBR		183,4	181,8	180,8	180,6	180,2
73 Peter ANSTISS	GBR		178,2	176,5	174,6	174,5	174,2
97 Hans CIERS	BEL		168,1	166,4	166,0	165,1	164,6
7 Duncan RABAGLIATI	GBR		158,8	158,0	157,9	156,7	156,3
74 Malcolm WISHART	GBR		157,1	156,8	156,1	155,7	155,0





e35

## FORMULA JUNIOR Race 2 PLANNING

Vta	1	2	3	4	5	6	7	8	9	10	11	12	13	14	15	16	17	18	19	20	21	22	23	24	25	26	27	28	29	30	31	32	
0	158	88	80	50	99	58	187	27	61	73	87	3	97	7	74	53																	
1	158	88	80	50	99	187	27	61	58	3	73	53	87	97	7	74																	
2	158	88	80	50	99	187	27	61	58	3	73	53	87	97	74	7																	
3	158	88	80	50	99	187	27	61	58	53	3	73	87	97	74	7																	
4	88	158	80	50	187	99	27	61	53	58	3	73	87	97	74	7																	
5	158	88	80	50	187	99	27	53	61	58	3	73	87	97	74	7																	
6	158	88	80	50	187	99	27	53	61	58	3	73	87	97	74 <sup>1</sup>	7																	
7	158	88	80	187	50	99	27	53	61	58	3	73	87	97	74	7																	
8	158	88	80	187	50	99	27	53	61	58	3	73	87	97	74 <sup>1</sup>	7 <sup>1</sup>																	
9	158	88	80	187	50	99	27	53	64	58	3	73	87	97 <sup>1</sup>	74 <sup>1</sup>	7 <sup>1</sup>																	
10	158	88	80	187	50	99	27	58	53	3	73	87	97 <sup>1</sup>	74 <sup>1</sup>	7 <sup>2</sup>																		
11	158	88	80	187	50	99	27	58	53	3	73	87 <sup>1</sup>	97 <sup>1</sup>	74 <sup>1</sup>																			
12	158	88	80	187	50	99	27	58	53	3	73	87 <sup>1</sup>	97 <sup>1</sup>	74 <sup>1</sup>																			

