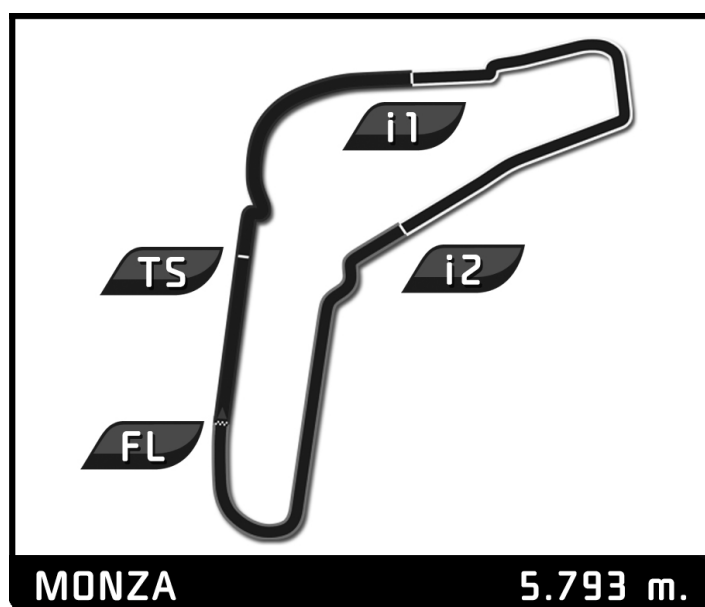



63 Coppa Intereuropa Storica

FIA Lurani Trophy for Formula Junior Cars
Results Booklet





FIA Lurani Thophy for Formula Junior Cars

63 Coppa Intereuropa Storica

Free Practice

Classification

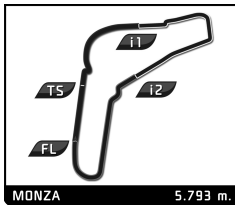
Nr.	Driver	Nat	Team	Car	Time	Lap	Total	Gap	Kph
1	53 Philipp BUHOFER	CHE		Lola Mk5A	E1	2:12.008	9 10	- -	158.0
2	55 Manfredo ROSSI DI MONTELER	ITA		Lotus 22	E1	2:12.573	5 6	+0.565 +0.565	157.3
3	58 Richard SMEETON	GBR		Wainer 63	E1	2:13.327	11 13	+1.319 +0.754	156.4
4	56 Joao Paulo CAMPOS COSTA	PRT		Lola MK 5	E1	2:13.419	9 10	+1.411 +0.092	156.3
5	61 Andrew BEAUMONT	GBR		Lotus 22	E1	2:14.284	8 13	+2.276 +0.865	155.3
6	62 Tommaso GELMINI	ITA		Branca FJ	E1	2:14.730	11 13	+2.722 +0.446	154.8
7	155 Paolo MARZATICO	ITA		Branca FJ	INV	2:16.940	9 11	+4.932 +2.210	152.3
8	133 Andrea GUARINO	ITA		Lotus 22	E1	2:17.094	10 13	+5.086 +0.154	152.1
9	77 Marc AMEZ-DROZ	CHE		Brabham BT6	E1	2:21.802	2 3	+9.794 +4.708	147.1
10	86 Caroline ABBOU ROSSI DI	FRA		Brabham BT6	E1	2:21.882	11 12	+9.874 +0.080	147.0
11	73 Noel WOODFORD	NZL		Gemini Mk 3A	D2	2:22.233	2 7	+10.225 +0.351	146.6
12	31 John LORD	GBR		Lotus 18	C2	2:25.346	10 10	+13.338 +3.113	143.5
13	43 Ian SIMMONS	GBR		Envoy MK1	C2	2:26.079	8 11	+14.071 +0.733	142.8
14	177 Richard NITSCHKE	AUS		Elfin Catalina	E1	2:28.281	9 12	+16.273 +2.202	140.6
15	132 Colin NURSEY	GBR		Lotus 18	C2	2:34.636	8 11	+22.628 +6.355	134.9
16	38 Pierre GUICHARD	DNK		FaccioliFJ	C2	2:41.936	9 10	+29.928 +7.300	128.8
17	18 Roger WOODBRIDGE	GBR		Volpini FJ	A	2:54.483	2 3	+42.475 +12.547	119.5
18	7 Duncan RABAGLIATI	GBR		Alexis HF1	B2				
19	19 Anthony OLISSOFF	NZL		Elfin Mk1	B1				
20	22 Richard BISHOP-MILLER	GBR		Autosport Mk2	B2				
21	30 Luc DENEVE	GBR		Lotus 18	C1				
22	33 Christopher DRAKE	GBR		Terrier Mk 4 Series 1	B2				
23	41 Peter KNOEFEL	DEU		EmerysonFJ	C2				
24	46 Carlo Maria DEL CONTE	ITA		WainerFJ	C2				
25	49 Mike GREGORY	GBR		De Tomaso ISIS	C2				
26	50 David INNES	RSA		Lotus 27	E1				
27	68 Bruno WEIBEL	CHE		Lotus 20	D2				
28	70 John FYDA	SCO		Brabham BT6	E1				
29	72 Chris CHILCOTT	SCO		Brabham BT2	INV				
30	74 Iain Rowley	GBR		Lola Mk5	E1				
31	81 Steve FUTTER	GBR		Lotus 20	D2				
32	89 Mark PANGBORN	GBR		Lotus 20B	E1				
33	96 Malcolm WISHART	SCO		CooperT65	E2				
34	118 Erik JUSTESEN	DNK		U2 Mk2	B2				
35	127 Martin BULLOCK	AUS		Lotus 27	E1				
36	161 Gigi Baulino	ITA		Lotus 20	E1				
37	174 Francesco BALDANZA	ITA		Lotus 22	E1				
38	189 Bruno FERRARI	ITA		Branca FJ	E1				

Fastest Lap Lap 9 Philipp BUHOFER 2:12.008 158.0 Kph

Published at:

Track Status: **DRY**

Race Director:	Timekeeper:
----------------	-------------



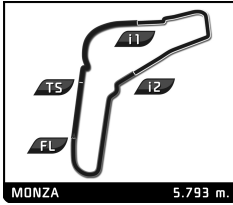
FIA Lurani Thophy for Formula Junior Cars

63 Coppa Intereuropa Storica

Free Practice

Best Sector Times

SECTOR 1			SECTOR 2			SECTOR 3			Pos	Driver	Ideal Lap	Best Lap
Pos	Driver	Time	Driver	Time	Driver	Time						
1	56 J.CAMPOS COSTA	42.283	55 M.ROSSI DI MONTELEERA	44.480	55 M.ROSSI DI MONTELEERA	45.346	1	55 M.ROSSI DI MONTELEERA	2:12.182	2:12.573	(2)	
2	55 M.ROSSI DI MONTELEERA	42.356	58 R.SMEETON	44.694	58 R.SMEETON	45.798	2	56 J.CAMPOS COSTA	2:13.278	2:13.419	(4)	
3	61 A.BEAUMONT	42.531	56 J.CAMPOS COSTA	44.703	62 T.GELMINI	46.163	3	58 R.SMEETON	2:13.309	2:13.327	(3)	
4	58 R.SMEETON	42.817	62 T.GELMINI	44.882	61 A.BEAUMONT	46.213	4	61 A.BEAUMONT	2:13.898	2:14.284	(5)	
5	62 T.GELMINI	43.071	61 A.BEAUMONT	45.154	56 J.CAMPOS COSTA	46.292	5	62 T.GELMINI	2:14.116	2:14.730	(6)	
6	133 A.GUARINO	43.096	155 P.MARZATICO	45.615	155 P.MARZATICO	47.023	6	155 P.MARZATICO	2:16.515	2:16.940	(7)	
7	86 C.ABBOU ROSSI DI MONTELEERA	43.532	133 A.GUARINO	46.383	133 A.GUARINO	47.266	7	133 A.GUARINO	2:16.745	2:17.094	(8)	
8	155 P.MARZATICO	43.877	77 M.AMEZ-DROZ	47.516	77 M.AMEZ-DROZ	48.683	8	86 C.ABBOU ROSSI DI MONTE	2:21.014	2:21.882	(10)	
9	73 N.WOODFORD	44.210	86 C.ABBOU ROSSI DI MONTELEERA	48.148	86 C.ABBOU ROSSI DI MONTELEERA	49.334	9	77 M.AMEZ-DROZ	2:21.212	2:21.802	(9)	
10	77 M.AMEZ-DROZ	45.013	73 N.WOODFORD	48.312	73 N.WOODFORD	49.451	10	73 N.WOODFORD	2:21.973	2:22.233	(11)	
11	43 I.SIMMONS	45.998	31 J.LORD	48.822	31 J.LORD	49.507	11	31 J.LORD	2:24.604	2:25.346	(12)	
12	31 J.LORD	46.275	177 R.NITSCHKE	48.956	43 I.SIMMONS	50.542	12	43 I.SIMMONS	2:25.653	2:26.079	(13)	
13	177 R.NITSCHKE	47.392	43 I.SIMMONS	49.113	177 R.NITSCHKE	50.998	13	177 R.NITSCHKE	2:27.346	2:28.281	(14)	
14	132 C.NURSEY	48.647	132 C.NURSEY	52.488	132 C.NURSEY	53.229	14	132 C.NURSEY	2:34.364	2:34.636	(15)	
15	38 P.GUICHARD	51.950	38 P.GUICHARD	54.773	38 P.GUICHARD	55.044	15	38 P.GUICHARD	2:41.767	2:41.936	(16)	




FIA Lurani Thophy for Formula Junior Cars

63 Coppa Intereuropa Storica

Free Practice

Best Top Speeds

Driver	Team	Top 1		Top 2		Top 3		Top 4		Top 5		Avg	
		Kph	Lap	Kph	Lap	Kph	Lap	Kph	Lap	Kph	Lap		
55	Manfredo ROSSI DI MONTELEI	E1	219.6	6	218.8	5	216.1	4	196.2	3	189.1	2	208,0
56	Joao Paulo CAMPOS COSTA	E1	217.4	6	217.0	10	215.7	5	215.7	8	214.9	9	216,1
61	Andrew BEAUMONT	E1	216.6	5	210.3	12	209.5	8	208.3	10	207.9	9	210,5
133	Andrea GUARINO	E1	216.1	11	215.3	10	213.2	12	211.9	7	211.5	9	213,6
58	Richard SMEETON	E1	211.9	9	210.3	5	203.6	10	202.8	12	201.7	7	206,1
86	Caroline ABBOU ROSSI DI MO	E1	210.3	9	209.5	10	208.7	11	208.7	4	208.3	12	209,1
62	Tommaso GELMINI	E1	209.9	12	209.1	9	208.7	13	204.0	10	202.8	3	206,9
155	Paolo MARZATICO	INV	206.3	10	205.5	8	201.7	6	201.7	9	199.5	11	202,9
73	Noel WOODFORD	D2	190.4	6	184.9	2	182.7	3	170.9	5	159.4	4	177,7
31	John LORD	C2	181.8	9	174.5	5	169.1	7	166.7	6	165.2	10	171,5
77	Marc AMEZ-DROZ	E1	181.5	3	176.2	2	99.6	1					152,4
43	Ian SIMMONS	C2	173.1	7	172.8	9	171.2	6	168.3	8	161.3	4	169,3
132	Colin NURSEY	C2	172.8	11	171.2	6	171.2	2	170.4	10	169.6	8	171,0
177	Richard NITSCHKE	E1	171.8	7	161.8	6	159.9	9	155.8	3	155.3	4	160,9
38	Pierre GUICHARD	C2	158.0	9	156.2	10	145.7	8	138.9	5	135.6	6	146,9
46	Carlo Maria DEL CONTE	C2											
96	Malcolm WISHART	E2											
70	John FYDA	E1											
81	Steve FUTTER	D2											
189	Bruno FERRARI	E1											
49	Mike GREGORY	C2											
72	Chris CHILCOTT	INV											
22	Richard BISHOP-MILLER	B2											
53	Philipp BUHOFER	E1											
161	Gigi Baulino	E1											
118	Erik JUSTESEN	B2											
74	Iain Rowley	E1											
19	Anthony OLISOFF	B1											
41	Peter KNOEFEL	C2											
7	Duncan RABAGLIATI	B2											
18	Roger WOODBRIDGE	A											
127	Martin BULLOCK	E1											
89	Mark PANGBORN	E1											
174	Francesco BALDANZA	E1											
68	Bruno WEIBEL	D2											
33	Christopher DRAKE	B2											
30	Luc DENEVE	C1											
50	David INNES	E1											



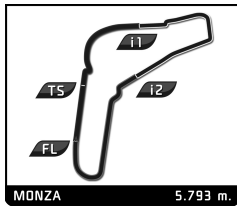
FIA Lurani Thophy for Formula Junior Cars

63 Coppa Intereuropa Storica

Free Practice

Fastest Lap Sequence

Practice Time	Driver	Team	Car	Class	Time	Kph	Lap
5:06.333	53 Philipp BUHOFER		Lola Mk5A	E1	2:20.654	148.3	2
5:15.134	56 Joao Paulo CAMPOS COSTA		Lola MK 5	E1	2:18.476	150.6	2
7:23.400	53 Philipp BUHOFER		Lola Mk5A	E1	2:17.067	152.2	3
7:51.145	61 Andrew BEAUMONT		Lotus 22	E1	2:17.061	152.2	3
8:10.997	55 <small>Manfrato ROSSI DI MONTELENA</small>		Lotus 22	E1	2:13.135	156.6	3
12:38.423	55 <small>Manfrato ROSSI DI MONTELENA</small>		Lotus 22	E1	2:12.573	157.3	5
25:26.514	53 Philipp BUHOFER		Lola Mk5A	E1	2:12.008	158.0	9



FIA Lurani Trophy for Formula Junior Cars


63 Coppa Intereuropa Storica

Free Practice

Analysis

■ Personal Best ■ Session Best ■ Crossing the finish line in pit lane

Lap	Time	Sector 1	Sector 2	Sector 3	T. Spd	Elapsed	Lap	Time	Sector 1	Sector 2	Sector 3	T. Spd	Elapsed		
18	Roger WOODBRIDGE						GBR	8	2:12.667					23:14.506	
						Volpini FJ	9	2:12.008					25:26.514		
							10	2:12.155					27:38.669		
1	4:25.772					4:25.772									
2	2:54.483					7:20.255									
3	2:56.089					10:16.344									
31	John LORD						GBR	55	Manfredo ROSSI DI MONTELEA						ITA
						Lotus 18							Lotus 22		
1	5:14.385 B	2:46.459	1:06.250	1:21.676	87.1	5:14.385	1	3:38.763	1:51.523	53.918	53.322	124.1	3:38.763		
2	4:06.888	2:13.505	55.459	57.924	110.4	9:21.273	2	2:19.099	44.851	45.328	48.920	189.1	5:57.862		
3	2:40.749	50.989	54.658	55.102	148.3	12:02.022	3	2:13.135	43.226	44.480	45.429	196.2	8:10.997		
4	2:34.415	48.404	52.390	53.621	163.2	14:36.437	4	2:14.853	42.617	46.268	45.968	216.1	10:25.850		
5	2:30.179	47.242	50.487	52.450	174.5	17:06.616	5	2:12.573	42.693	44.534	45.346	218.8	12:38.423		
6	2:29.658	47.784	50.093	51.781	166.7	19:36.274	6	2:20.773 B	42.356	46.174	52.243	219.6	14:59.196		
7	2:40.054 B	47.013	49.536	1:03.505	169.1	22:16.328									
8	4:02.500	2:23.054	48.822	50.624	135.9	26:18.828									
9	2:30.992	46.275	53.493	51.224	181.8	28:49.820									
10	2:25.346	46.386	49.453	49.507	165.2	31:15.166									
38	Pierre GUICHARD						DNK	56	Joao Paulo CAMPOS COSTA						PRT
						FaccioliFJ							Lola MK 5		
1	4:43.003	2:26.986	1:07.220	1:08.797	91.2	4:43.003	1	2:56.658	1:18.278	49.313	49.067	146.9	2:56.658		
2	3:14.118	1:02.975	1:04.937	1:06.206	120.7	7:57.121	2	2:18.476	43.632	46.909	47.935	190.1	5:15.134		
3	3:03.345	58.203	1:03.991	1:01.151	123.7	11:00.466	3	2:17.516	42.964	47.178	47.374	195.9	7:32.650		
4	3:02.460	57.253	1:03.574	1:01.633	128.5	14:02.926	4	2:15.798	42.999	45.902	46.897	189.7	9:48.448		
5	2:54.064	55.804	57.913	1:00.347	138.9	16:56.990	5	2:14.354	42.525	45.291	46.538	215.7	12:02.802		
6	2:53.417	55.680	58.851	58.886	135.6	19:50.407	6	2:29.291 B	42.283	50.587	56.421	217.4	14:32.093		
7	2:54.221	56.788	58.584	58.849	128.7	22:44.628	7	7:36.780	6:03.572	46.745	46.463	149.5	22:08.873		
8	2:47.083	54.798	55.806	56.479	145.7	25:31.711	8	2:13.738	42.552	44.788	46.398	215.7	24:22.611		
9	2:41.936	51.950	54.942	55.044	158.0	28:13.647	9	2:13.419	42.376	44.703	46.340	214.9	26:36.030		
10	2:44.603	52.541	54.773	57.289	156.2	30:58.250	10	2:13.642	42.475	44.875	46.292	217.0	28:49.672		
43	Ian SIMMONS						GBR	58	Richard SMEETON						GBR
						Envoy MK1							Wainer 63		
1	3:23.881	1:29.685	57.848	56.348	114.4	3:23.881	1	3:41.894	1:54.052	53.745	54.097	109.6	3:41.894		
2	2:37.893	50.865	51.979	55.049	137.8	6:01.774	2	2:22.181	46.706	46.810	48.665	158.9	6:04.075		
3	2:32.600	48.263	50.724	53.613	146.9	8:34.374	3	2:19.353	44.601	46.772	47.980	158.0	8:23.428		
4	2:32.557	47.358	51.957	53.242	161.3	11:06.931	4	2:18.057	43.879	47.063	47.115	176.5	10:41.485		
5	2:32.231	48.039	51.713	52.479	150.4	13:39.162	5	2:15.130	42.832	45.767	46.531	210.3	12:56.615		
6	2:32.556	48.348	51.126	53.082	171.2	16:11.718	6	2:16.140	43.341	45.577	47.222	185.2	15:12.755		
7	2:30.383	46.662	51.449	52.272	173.1	18:42.101	7	2:16.593	43.334	45.560	47.699	201.7	17:29.348		
8	2:26.079	46.201	49.336	50.542	168.3	21:08.180	8	2:14.680	43.310	45.033	46.337	191.7	19:44.028		
9	2:37.889 B	45.998	49.113	1:02.778	172.8	23:46.069	9	2:14.929	42.986	44.812	47.131	211.9	21:58.957		
10	5:02.880	3:17.020	54.239	51.621	119.2	28:48.949	10	2:18.442	43.104	48.854	46.484	203.6	24:17.399		
11	2:29.088	46.686	51.173	51.229	158.0	31:18.037	11	2:13.327	42.817	44.712	45.798	197.3	26:30.726		
							12	2:15.759	43.394	44.694	47.671	202.8	28:46.485		
							13	2:14.724	43.660	44.938	46.126	198.8	31:01.209		
53	Philipp BUHOFFER						CHE	61	Andrew BEAUMONT						GBR
						Lola Mk5A							Lotus 22		
1	2:45.679					2:45.679	1	3:15.340	1:30.435	51.517	53.388	144.2	3:15.340		
2	2:20.654					5:06.333	2	2:18.744	43.997	47.237	47.510	201.3	5:34.084		
3	2:17.067					7:23.400	3	2:17.061	43.428	46.064	47.569	203.6	7:51.145		
4	2:14.875					9:38.275	4	2:17.779	43.705	46.837	47.237	205.5	10:08.924		
5	2:14.415					11:52.690	5	2:16.891	43.496	46.572	46.823	216.6	12:25.815		
6	2:12.889					14:05.579	6	2:19.336	43.439	49.404	46.493	192.8	14:45.151		
7	6:56.260					21:01.839	7	2:15.682	43.138	45.657	46.887	189.1	17:00.833		
							8	2:14.284	42.531	45.344	46.409	209.5	19:15.117		
							9	2:14.759	42.531	45.341	46.887	207.9	21:29.876		
							10	2:17.000	42.538	45.340	49.122	208.3	23:46.876		
							11	2:14.874	43.371	45.154	46.349	191.1	26:01.750		
							12	2:18.291	46.346	45.732	46.213	210.3	28:20.041		



FIA Lurani Trophy for Formula Junior Cars


63 Coppa Intereuropa Storica

Free Practice

Analysis

Personal Best Session Best B Crossing the finish line in pit lane

Lap	Time	Sector 1	Sector 2	Sector 3	T. Spd	Elapsed	Lap	Time	Sector 1	Sector 2	Sector 3	T. Spd	Elapsed	
13	2:15.240	42.844	45.585	46.811	201.3	30:35.281	5	2:37.474	49.634	53.550	54.290	156.2	14:31.301	
62	Tommaso GELMINI						ITA	6	2:35.943	49.521	52.983	53.439	171.2	17:07.244
						Branca FJ	7	2:35.139	48.892	52.730	53.517	160.1	19:42.383	
1	3:21.145	1:39.843	50.921	50.381	121.2	3:21.145	8	2:34.636	48.647	52.488	53.501	169.6	22:17.019	
2	2:20.506	45.220	47.368	47.918	190.1	5:41.651	9	2:35.057	49.086	52.742	53.229	168.0	24:52.076	
3	2:18.737	44.250	47.286	47.201	202.8	8:00.388	10	2:35.614	48.809	52.831	53.974	170.4	27:27.690	
4	2:19.091	44.533	47.471	47.087	184.6	10:19.479	11	2:40.449	48.649	57.947	53.853	172.8	30:08.139	
5	2:16.245	44.023	45.522	46.700	201.7	12:35.724	133	Andrea GUARINO						ITA
6	2:17.106	44.039	46.096	46.971	200.6	14:52.830							Lotus 22	
7	2:16.378	43.771	45.969	46.638	187.1	17:09.208	1	2:49.485	1:06.092	52.646	50.747	113.1	2:49.485	
8	2:16.096	43.648	45.785	46.663	179.7	19:25.304	2	2:22.238	45.006	48.013	49.219	169.3	5:11.723	
9	2:15.035	43.230	45.482	46.323	209.1	21:40.339	3	2:24.135	44.268	50.699	49.168	186.8	7:35.858	
10	2:15.233	43.071	45.708	46.454	204.0	23:55.572	4	2:20.296	44.020	47.569	48.707	193.5	9:56.154	
11	2:14.730	43.306	44.882	46.542	194.8	26:10.302	5	2:20.395	44.204	47.887	48.304	197.7	12:16.549	
12	2:14.741	43.645	44.933	46.163	209.9	28:25.043	6	2:20.389	43.987	47.927	48.475	191.1	14:36.938	
13	2:16.280	43.158	46.111	47.011	208.7	30:41.323	7	2:19.774	43.558	47.678	48.538	211.9	16:56.712	
73	Noel WOODFORD						NZL	8	2:19.045	43.531	47.149	48.365	210.7	19:15.757
						Gemini Mk 3A	9	2:17.679	43.096	46.745	47.838	211.5	21:33.436	
1	3:15.695	1:29.700	51.540	54.455	111.9	3:15.695	10	2:17.094	43.445	46.383	47.266	215.3	23:50.530	
2	2:22.233	44.470	48.312	49.451	184.9	5:37.928	11	2:20.258	46.136	46.432	47.690	216.1	26:10.788	
3	2:28.579	44.210	52.053	52.316	182.7	8:06.507	12	2:39.192	43.725	1:07.094	48.373	213.2	28:49.980	
4	2:28.671	46.262	49.695	52.714	159.4	10:35.178	13	2:19.653	44.571	47.699	47.383	203.2	31:09.633	
5	2:25.522	45.704	49.751	50.067	170.9	13:00.700	155	Paolo MARZATICO						ITA
6	2:23.298	44.211	48.634	50.453	190.4	15:23.998							Branca FJ	
7	2:59.960 B	48.411	54.860	1:16.689	157.3	18:23.958	1	2:55.279	1:13.526	51.781	49.972	138.1	2:55.279	
77	Marc AMEZ-DROZ						CHE	2	2:20.353	44.857	46.796	48.700	184.3	5:15.632
						Brabham BT6	3	2:21.874	45.361	48.287	48.226	190.4	7:37.506	
1	2:47.689	1:05.496	52.598	49.595	99.6	2:47.689	4	2:19.081	44.964	46.628	47.489	175.4	9:56.587	
2	2:21.802	45.603	47.516	48.683	176.2	5:09.491	5	2:18.085	44.554	46.508	47.023	179.7	12:14.672	
3	2:36.361	45.678	1:01.054	49.629	181.5	7:45.852	6	2:51.178 B	1:05.415	47.178	58.585	201.7	15:05.850	
86	Caroline ABBOU ROSSI DI MONTELEA						FRA	7	5:08.880	3:34.250	46.755	47.875	162.3	20:14.730
						Brabham BT6	8	2:17.175	43.877	45.825	47.473	205.5	22:31.905	
1	3:44.734	1:45.537	1:00.635	58.562	128.4	3:44.734	9	2:16.940	43.880	45.615	47.445	201.7	24:48.845	
2	2:32.827	47.027	51.861	53.939	172.8	6:17.561	10	2:17.538	43.929	46.120	47.489	206.3	27:06.383	
3	2:29.959	45.768	51.743	52.448	201.3	8:47.520	11	3:00.206 B	1:07.226	50.677	1:02.303	199.5	30:06.589	
4	2:29.842	45.269	52.451	52.122	208.7	11:17.362	177	Richard NITSCHKE						AUS
5	2:28.449	45.028	51.625	51.796	207.9	13:45.811							Elfin Catalina	
6	2:25.243	45.096	49.246	50.901	204.7	16:11.054	1	3:19.596	1:24.467	56.323	58.806	111.6	3:19.596	
7	2:29.819	45.829	52.274	51.716	196.6	18:40.873	2	2:39.128	50.955	52.186	55.987	144.6	5:58.724	
8	2:24.785	44.860	49.802	50.123	199.9	21:05.658	3	2:37.102	50.105	53.191	53.806	155.8	8:35.826	
9	2:22.371	43.944	48.633	49.794	210.3	23:28.029	4	2:32.159	48.052	51.664	52.443	155.3	11:07.985	
10	2:21.943	43.532	48.584	49.827	209.5	25:49.972	5	2:31.774	48.647	51.558	51.569	151.4	13:39.759	
11	2:21.882	44.400	48.148	49.334	208.7	28:11.854	6	2:29.590	47.392	50.968	51.230	161.8	16:09.349	
12	2:49.867 B	44.066	48.232	1:17.569	208.3	31:01.721	7	2:34.733	48.657	54.803	51.273	171.8	18:44.082	
132	Colin NURSEY						GBR	8	2:30.123	48.654	50.471	50.998	147.7	21:14.205
						Lotus 18	9	2:28.281	47.566	49.576	51.139	159.9	23:42.486	
1	3:55.627	2:03.385	56.444	55.798	113.5	3:55.627	10	2:30.519	49.943	48.956	51.620	153.8	26:13.005	
2	2:41.122	53.715	53.413	53.994	171.2	6:36.749	11	2:47.254	49.221	1:00.141	57.892	150.2	29:00.259	
3	2:37.510	50.162	52.645	54.703	164.7	9:14.259	12	2:33.240	49.599	50.430	53.211	154.2	31:33.499	
4	2:39.568	49.529	55.090	54.949	167.8	11:53.827								



FIA Lurani Thophy for Formula Junior Cars

63 Coppa Intereuropa Storica

Qualifying

Final Classification

Nr.	Driver	Nat	Team	Car		Time	Lap	Total	Gap	Kph
1	53 Philipp BUHOFER	CHE		Lola Mk5A	E1	2:11.199	7	8	-	159.0
2	55 Manfredo ROSSI DI MONTELER	ITA		Lotus 22	E1	2:12.412	4	7	+1.213	157.5
3	189 Bruno FERRARI	ITA		Branca FJ	E1	2:12.880	11	12	+1.681	156.9
4	58 Richard SMEETON	GBR		Wainer 63	E1	2:13.163	13	13	+1.964	156.6
5	72 Chris CHILCOTT	SCO		Brabham BT2	INV	2:13.613	7	11	+2.414	156.1
6	70 John FYDA	SCO		Brabham BT6	E1	2:14.026	11	12	+2.827	155.6
7	61 Andrew BEAUMONT	GBR		Lotus 22	E1	2:14.063	10	13	+2.864	155.6
8	127 Martin BULLOCK	AUS		Lotus 27	E1	2:14.124	5	8	+2.925	155.5
9	89 Mark PANGBORN	GBR		Lotus 20B	E1	2:14.585	11	13	+3.386	155.0
10	56 Joao Paulo CAMPOS COSTA	PRT		Lola MK 5	E1	2:15.238	3	11	+4.039	154.2
11	68 Bruno WEIBEL	CHE		Lotus 20	D2	2:16.351	8	11	+5.152	152.9
12	133 Andrea GUARINO	ITA		Lotus 22	E1	2:17.029	12	13	+5.830	152.2
13	74 Iain Rowley	GBR		Lola Mk5	E1	2:17.733	11	12	+6.534	151.4
14	62 Tommaso GELMINI	ITA		Branca FJ	E1	2:18.118	2	4	+6.919	151.0
15	50 David INNES	RSA		Lotus 27	E1	2:18.724	11	13	+7.525	150.3
16	155 Paolo MARZATICO	ITA		Branca FJ	INV	2:19.723	4	7	+8.524	149.3
17	33 Christopher DRAKE	GBR		Terrier Mk 4 Series 1	B2	2:20.314	9	12	+9.115	148.6
18	86 Caroline ABOU ROSSI DI	FRA		Brabham BT6	E1	2:21.767	12	12	+10.568	147.1
19	77 Marc AMEZ-DROZ	CHE		Brabham BT6	E1	2:21.790	2	4	+10.591	147.1
20	161 Gigi Baulino	ITA		Lotus 20	E1	2:22.186	7	7	+10.987	146.7
21	177 Richard NITSCHKE	AUS		Elfin Catalina	E1	2:22.200	11	12	+11.001	146.7
22	81 Steve FUTTER	GBR		Lotus 20	D2	2:24.361	7	12	+13.162	144.5
23	43 Ian SIMMONS	GBR		Envoy MK1	C2	2:24.570	9	10	+13.371	144.3
24	31 John LORD	GBR		Lotus 18	C2	2:25.571	11	11	+14.372	143.3
25	174 Francesco BALDANZA	ITA		Lotus 22	E1	2:26.488	11	12	+15.289	142.4
26	41 Peter KNOEFEL	DEU		EmerysonFJ	C2	2:28.978	6	11	+17.779	140.0
27	118 Erik JUSTESEN	DNK		U2 Mk2	B2	2:29.603	4	4	+18.404	139.4
28	30 Luc DENEVE	GBR		Lotus 18	C1	2:30.716	12	12	+19.517	138.4
29	19 Anthony OLISSOFF	NZL		Elfin Mk1	B1	2:32.708	5	8	+21.509	136.6
30	96 Malcolm WISHART	SCO		CooperT65	E2	2:32.905	12	12	+21.706	136.4
31	132 Colin NURSEY	GBR		Lotus 18	C2	2:33.376	8	11	+22.177	136.0
32	38 Pierre GUICHARD	DNK		FaccioliFJ	C2	2:37.716	7	9	+26.517	132.2
33	49 Mike GREGORY	GBR		De Tomaso ISIS	C2	2:38.580	8	11	+27.381	131.5
34	7 Duncan RABAGLIATI	GBR		Alexis HF1	B2	2:48.788	5	11	+37.589	123.6
35	46 Carlo Maria DEL CONTE	ITA		WainerFJ	C2	2:55.927	3	7	+44.728	118.5
36	22 Richard BISHOP-MILLER	GBR		Autosport Mk2	B2	3:02.440	2	6	+51.241	114.3

Not classified:

18	Roger WOODBRIDGE	GBR		Volpini FJ	A
73	Noel WOODFORD	NZL		Gemini Mk 3A	D2

Fastest Lap	Lap	Driver	Time	Kph
	Lap 7	Philipp BUHOFER	2:11.199	159.0 Kph

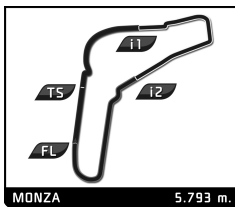
CARS NN. 22 - 53 CHECK POSITION OF TRANSPONDER

Published at:

Track Status: **DRY**

Stewards:

Timekeeper:



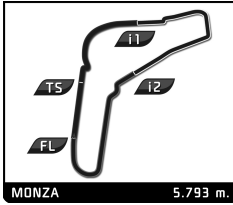
FIA Lurani Trophy for Formula Junior Cars

63 Coppa Intereuropa Storica

Qualifying

Best Sector Times

SECTOR 1			SECTOR 2			SECTOR 3			Pos	Driver	Ideal Lap	Best Lap
Pos	Driver	Time	Driver	Time	Driver	Time						
1	127 M.BULLOCK	42.129	55 <small>M.ROSSI DI MONTELERA</small>	44.134	58 R.SMEETON	45.439	1	55 M.ROSSI DI MONTELERA	2:11.895	2:12.412	(2)	
2	55 <small>M.ROSSI DI MONTELERA</small>	42.237	189 B.FERRARI	44.276	55 <small>M.ROSSI DI MONTELERA</small>	45.524	2	58 R.SMEETON	2:12.624	2:13.163	(4)	
3	89 M.PANGBORN	42.244	58 R.SMEETON	44.685	72 C.CHILCOTT	45.597	3	189 B.FERRARI	2:12.650	2:12.880	(3)	
4	189 B.FERRARI	42.298	72 C.CHILCOTT	44.907	127 M.BULLOCK	45.947	4	72 C.CHILCOTT	2:12.868	2:13.613	(5)	
5	72 C.CHILCOTT	42.364	127 M.BULLOCK	44.927	189 B.FERRARI	46.076	5	127 M.BULLOCK	2:13.003	2:14.124	(8)	
6	61 A.BEAUMONT	42.392	70 J.FYDA	44.988	61 A.BEAUMONT	46.111	6	61 A.BEAUMONT	2:13.519	2:14.063	(7)	
7	70 J.FYDA	42.394	61 A.BEAUMONT	45.016	70 J.FYDA	46.453	7	70 J.FYDA	2:13.835	2:14.026	(6)	
8	58 R.SMEETON	42.500	56 <small>J.CAMPOS COSTA</small>	45.239	68 B.WEIBEL	46.560	8	89 M.PANGBORN	2:14.337	2:14.585	(9)	
9	56 <small>J.CAMPOS COSTA</small>	42.507	89 M.PANGBORN	45.420	62 T.GELMINI	46.577	9	56 J.CAMPOS COSTA	2:14.760	2:15.238	(10)	
10	50 D.INNES	43.041	68 B.WEIBEL	45.444	89 M.PANGBORN	46.673	10	68 B.WEIBEL	2:16.156	2:16.351	(11)	
11	133 A.GUARINO	43.119	62 T.GELMINI	45.699	133 A.GUARINO	46.922	11	133 A.GUARINO	2:16.373	2:17.029	(12)	
12	86 <small>C.ABBOU ROSSI DI MONTELERA</small>	43.703	74 I.Rowley	45.804	56 <small>J.CAMPOS COSTA</small>	47.014	12	74 I.Rowley	2:17.077	2:17.733	(13)	
13	74 I.Rowley	44.040	133 A.GUARINO	46.332	74 I.Rowley	47.233	13	50 D.INNES	2:17.896	2:18.724	(15)	
14	68 B.WEIBEL	44.152	33 C.DRAKE	46.538	155 P.MARZATICO	47.997	14	62 T.GELMINI	2:18.118	2:18.118	(14)	
15	161 G.Baulino	44.475	50 D.INNES	46.547	33 C.DRAKE	48.115	15	33 C.DRAKE	2:19.560	2:20.314	(17)	
16	155 P.MARZATICO	44.638	155 P.MARZATICO	46.959	50 D.INNES	48.308	16	155 P.MARZATICO	2:19.594	2:19.723	(16)	
17	33 C.DRAKE	44.907	77 M.AMEZ-DROZ	47.631	177 R.NITSCHKE	48.695	17	86 C.ABBOU ROSSI DI MONTE	2:20.441	2:21.767	(18)	
18	77 M.AMEZ-DROZ	45.193	161 G.Baulino	47.690	86 <small>C.ABBOU ROSSI DI MONTELERA</small>	48.796	18	77 M.AMEZ-DROZ	2:21.757	2:21.790	(19)	
19	81 S.FUTTER	45.344	177 R.NITSCHKE	47.884	77 M.AMEZ-DROZ	48.933	19	161 G.Baulino	2:22.125	2:22.186	(20)	
20	43 I.SIMMONS	45.599	86 <small>C.ABBOU ROSSI DI MONTELERA</small>	47.942	81 S.FUTTER	49.739	20	177 R.NITSCHKE	2:22.200	2:22.200	(21)	
21	177 R.NITSCHKE	45.621	43 I.SIMMONS	48.171	43 I.SIMMONS	49.850	21	43 I.SIMMONS	2:23.620	2:24.570	(23)	
22	31 J.LORD	45.781	31 J.LORD	48.650	161 G.Baulino	49.960	22	81 S.FUTTER	2:24.102	2:24.361	(22)	
23	62 T.GELMINI	45.842	81 S.FUTTER	49.019	31 J.LORD	50.138	23	31 J.LORD	2:24.569	2:25.571	(24)	
24	174 F.BALDANZA	46.337	174 F.BALDANZA	49.252	174 F.BALDANZA	50.198	24	174 F.BALDANZA	2:25.787	2:26.488	(25)	
25	41 P.KNOEFEL	46.943	41 P.KNOEFEL	49.687	118 E.JUSTESEN	50.983	25	41 P.KNOEFEL	2:28.064	2:28.978	(26)	
26	30 L.DENEVE	46.961	30 L.DENEVE	50.272	41 P.KNOEFEL	51.434	26	30 L.DENEVE	2:29.356	2:30.716	(28)	
27	118 E.JUSTESEN	47.653	118 E.JUSTESEN	50.736	19 A.OLISSOFF	51.667	27	118 E.JUSTESEN	2:29.372	2:29.603	(27)	
28	96 M.WISHART	47.785	19 A.OLISSOFF	51.059	132 C.NURSEY	51.968	28	132 C.NURSEY	2:31.659	2:33.376	(31)	
29	132 C.NURSEY	48.118	132 C.NURSEY	51.573	30 L.DENEVE	52.123	29	19 A.OLISSOFF	2:32.041	2:32.708	(29)	
30	19 A.OLISSOFF	49.315	96 M.WISHART	51.727	96 M.WISHART	53.339	30	96 M.WISHART	2:32.851	2:32.905	(30)	
31	38 P.GUICHARD	50.025	38 P.GUICHARD	53.109	38 P.GUICHARD	54.314	31	38 P.GUICHARD	2:37.448	2:37.716	(32)	
32	49 M.GREGORY	50.041	49 M.GREGORY	53.301	49 M.GREGORY	55.147	32	49 M.GREGORY	2:38.489	2:38.580	(33)	
33	7 D.RABAGLIATI	54.258	7 D.RABAGLIATI	56.495	7 D.RABAGLIATI	57.347	33	7 D.RABAGLIATI	2:48.100	2:48.788	(34)	
34	46 C.DEL CONTE	55.517	46 C.DEL CONTE	59.876	46 C.DEL CONTE	1:00.534	34	46 C.DEL CONTE	2:55.927	2:55.927	(35)	




FIA Lurani Trophy for Formula Junior Cars

63 Coppa Intereuropa Storica Qualifying

Best Top Speeds

Driver	Team	Top 1		Top 2		Top 3		Top 4		Top 5		Avg
		Kph	Lap	Kph	Lap	Kph	Lap	Kph	Lap	Kph	Lap	
189 Bruno FERRARI	E1	220.1	10	219.2	9	218.3	4	217.9	8	217.0	11	218.5
55 Manfredo ROSSI DI MONTELEI	E1	218.8	4	215.7	2	193.8	5	190.1	6	175.6	3	198.8
133 Andrea GUARINO	E1	216.1	5	216.1	9	209.5	11	207.9	12	207.1	3	211.3
89 Mark PANGBORN	E1	214.0	11	211.1	13	208.7	12	200.2	9	196.6	2	206.1
56 Joao Paulo CAMPOS COSTA	E1	212.8	10	212.3	5	211.9	8	207.5	3	201.3	9	209.2
127 Martin BULLOCK	E1	212.3	7	204.4	5	195.9	8	191.4	4	190.7	6	198.9
61 Andrew BEAUMONT	E1	211.1	7	209.1	4	207.5	10	206.3	6	205.1	8	207.8
86 Caroline ABBOU ROSSI DI MO	E1	210.3	12	210.3	6	209.5	7	208.3	8	207.9	11	209.3
74 Iain Rowley	E1	208.3	9	196.2	11	196.2	6	196.2	10	193.8	5	198.1
68 Bruno WEIBEL	D2	207.9	11	199.1	8	196.6	6	195.9	2	191.1	7	198.1
72 Chris CHILCOTT	INV	207.5	7	206.7	3	205.5	11	202.1	4	199.9	5	204.3
70 John FYDA	E1	207.1	8	202.8	2	190.4	11	190.1	7	188.7	4	195.8
62 Tommaso GELMINI	E1	204.4	3	197.7	2	105.8	1					169.3
58 Richard SMEETON	E1	203.2	9	202.5	10	199.9	4	199.5	3	197.7	13	200.6
33 Christopher DRAKE	B2	199.1	8	197.7	6	196.2	9	193.8	12	188.7	10	195.1
50 David INNES	E1	197.7	11	195.5	12	194.1	10	193.8	4	190.7	8	194.4
174 Francesco BALDANZA	E1	195.5	12	184.6	11	184.0	5	182.7	10	175.1	8	184.4
96 Malcolm WISHART	E2	193.8	12	185.8	7	181.8	10	180.6	9	178.8	8	184.2
155 Paolo MARZATICO	INV	193.1	5	184.6	3	181.8	4	175.4	2	120.8	6	171.1
177 Richard NITSCHKE	E1	192.1	7	190.4	11	188.1	12	182.1	8	179.7	9	186.5
30 Luc DENEVE	C1	189.7	3	188.4	9	179.7	10	174.5	12	174.0	11	181.3
31 John LORD	C2	186.5	2	183.3	10	180.3	6	174.0	4	170.4	11	178.9
77 Marc AMEZ-DROZ	E1	186.2	2	150.0	3	132.4	1	118.8	4			146.9
161 Gigi Baulino	E1	184.3	7	180.3	3	171.2	5	170.1	2	169.9	6	175.2
132 Colin NURSEY	C2	182.1	2	169.6	8	168.8	6	168.0	5	168.0	7	171.3
19 Anthony OLISOFF	B1	175.9	5	175.6	4	170.4	7	166.5	8	143.2	6	166.3
38 Pierre GUICHARD	C2	174.5	9	163.7	6	155.8	5	151.6	7	151.0	3	159.3
49 Mike GREGORY	C2	174.2	2	165.7	11	163.2	8	154.7	9	153.8	6	162.3
43 Ian SIMMONS	C2	174.0	6	172.6	7	171.5	4	171.2	5	170.1	9	171.9
81 Steve FUTTER	D2	172.3	7	167.0	12	165.2	11	164.5	9	164.0	10	166.6
41 Peter KNOEFEL	C2	169.6	2	164.2	3	158.5	7	154.9	8	154.7	9	160.4
7 Duncan RABAGLIATI	B2	168.8	5	160.8	11	157.3	10	156.2	7	154.2	9	159.5
118 Erik JUSTESEN	B2	164.2	3	160.8	2	160.4	4	110.3	1			148.9
46 Carlo Maria DEL CONTE	C2	147.9	4	141.9	2	140.1	3	135.1	6	129.6	7	138.9
18 Roger WOODBRIDGE	A											
22 Richard BISHOP-MILLER	B2											
53 Philipp BUHOFER	E1											
73 Noel WOODFORD	D2											



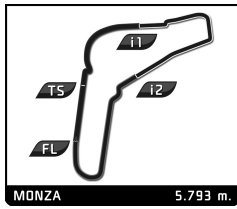
FIA Lurani Thophy for Formula Junior Cars

63 Coppa Intereuropa Storica

Qualifying

Fastest Lap Sequence

Practice Time	Driver	Team	Car	Class	Time	Kph	Lap
4:40.865	53 Philipp BUHOFER		Lola Mk5A	E1	2:13.475	156.2	2
11:28.727	53 Philipp BUHOFER		Lola Mk5A	E1	2:13.224	156.5	5
11:29.328	55 <small>Manfredo ROSSI DI MONTELENA</small>		Lotus 22	E1	2:12.412	157.5	4
13:40.600	53 Philipp BUHOFER		Lola Mk5A	E1	2:11.873	158.1	6
15:51.799	53 Philipp BUHOFER		Lola Mk5A	E1	2:11.199	159.0	7



FIA Lurani Trophy for Formula Junior Cars

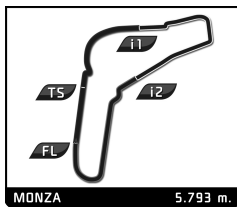
63 Coppa Intereuropa Storica

Qualifying

Analysis

■ Personal Best
 ■ Session Best
 ■ Crossing the finish line in pit lane

Lap	Time	Sector 1	Sector 2	Sector 3	Kph	Elapsed	Lap	Time	Sector 1	Sector 2	Sector 3	Kph	Elapsed
7 Duncan RABAGLIATI GBR							Alexis HF1						
1	3:37.714	1:25.292	1:05.811	1:06.611	95.8	3:37.714	5	2:26.726	46.399	49.112	51.215	142.1	13:31.687
2	3:11.319	1:00.830	1:03.720	1:06.769	109.0	6:49.033	6	2:27.119	46.318	50.210	50.591	141.8	15:58.806
3	3:07.421	58.921	1:02.988	1:05.512	111.3	9:56.454	7	2:26.456	46.980	48.969	50.507	142.4	18:25.262
4	2:52.003	55.494	59.162	57.347	121.2	12:48.457	8	2:26.026	46.650	48.698	50.678	142.8	20:51.288
5	2:48.788	54.258	56.495	58.035	123.6	15:37.245	9	2:27.014	46.786	48.650	51.578	141.9	23:18.302
6	2:51.464	55.257	57.574	58.633	121.6	18:28.709	10	2:25.813	45.905	49.770	50.138	143.0	25:44.115
7	2:50.893	55.134	56.880	58.879	122.0	21:19.602	11	2:25.571	46.489	48.726	50.356	143.3	28:09.686
8	2:51.801	55.934	57.319	58.548	121.4	24:11.403							
9	2:51.762	55.352	58.213	58.197	121.4	27:03.165							
10	2:49.912	55.232	56.658	58.022	122.7	29:53.077							
11	2:50.676	55.243	57.040	58.393	122.2	32:43.753							
19 Anthony OLISOFF NZL							Elfin Mk1						
1	3:28.634	1:21.268	1:01.564	1:05.802	100.0	3:28.634	5	2:20.940	45.953	46.872	48.115	148.0	13:30.929
2	3:11.947	1:04.367	1:03.158	1:04.422	108.6	6:40.581	6	2:22.375	45.567	48.616	48.192	146.5	15:53.304
3	2:59.353	59.947	1:03.175	56.231	116.3	9:39.934	7	2:20.762	44.907	47.164	48.691	148.2	18:14.066
4	2:34.269	49.866	52.136	52.267	135.2	12:14.203	8	2:23.248	45.191	48.070	49.987	145.6	20:37.314
5	2:32.708	49.315	51.726	51.667	136.6	14:46.911	9	2:20.314	45.019	47.174	48.121	148.6	22:57.628
6	2:54.815	56.647	58.935	59.233	119.3	17:41.726	10	2:20.592	45.555	46.538	48.499	148.3	25:18.220
7	2:33.141	49.555	51.059	52.527	136.2	20:14.867	11	2:20.648	44.918	47.548	48.182	148.3	27:38.868
8	3:00.852 B	50.904	55.967	1:13.981	115.3	23:15.719	12	2:22.498	45.585	47.755	49.158	146.4	30:01.366
22 Richard BISHOP-MILLER GBR							Autosport Mk2						
1	3:37.520				95.9	3:37.520	5	2:38.018	50.405	53.299	54.314	132.0	17:54.163
2	3:02.440				114.3	6:39.960	6	2:37.716	50.100	53.109	54.507	132.2	20:31.879
3	3:21.030				103.7	10:00.990	7	2:39.927	51.238	53.468	55.221	130.4	23:11.806
4	3:11.682				108.8	13:12.672	8	3:04.691 B	50.025	53.942	1:20.724	112.9	26:16.497
5	3:12.136				108.5	16:24.808							
6	3:23.631 B				102.4	19:48.439							
30 Luc DENEVE GBR							Lotus 18						
1	2:59.004	1:03.191	58.825	56.988	116.5	2:59.004	5	2:32.013	49.452	49.687	52.874	137.2	14:08.347
2	2:36.620	48.953	53.377	54.290	133.2	5:35.624	6	2:28.978	47.336	50.208	51.434	140.0	16:37.325
3	2:35.020	48.477	52.605	53.938	134.5	8:10.644	7	2:32.747	47.239	52.353	53.155	136.5	19:10.072
4	2:35.383	48.618	52.629	54.136	134.2	10:46.027	8	2:37.623	47.026	49.903	1:00.694	132.3	21:47.695
5	2:36.536	49.046	53.808	53.682	133.2	13:22.563	9	2:35.226	48.212	55.520	51.494	134.4	24:22.921
6	2:37.696 B	48.071	51.418	58.207	132.2	16:00.259	10	3:51.694 B	55.583	1:30.299	1:25.812	90.0	28:14.615
7	3:30.217	1:43.024	52.997	54.196	99.2	19:30.476	11	3:11.592	1:25.635	52.094	53.863	108.9	31:26.207
8	2:30.962	47.245	51.116	52.601	138.1	22:01.438							
9	2:32.620	46.961	51.409	54.250	136.6	24:34.058							
10	2:33.460	47.012	53.659	52.789	135.9	27:07.518							
11	2:31.012	47.392	50.272	53.348	138.1	29:38.530							
12	2:30.716	47.643	50.950	52.123	138.4	32:09.246							
41 Peter KNOEFEL DEU							Emeryson FJ						
1	3:49.893	2:01.482	53.403	55.008	90.7	3:49.893	5	2:32.747	47.239	52.353	53.155	136.5	19:10.072
2	2:39.760	49.434	55.080	55.246	130.5	6:29.653	6	2:37.623	47.026	49.903	1:00.694	132.3	21:47.695
3	2:31.980	46.943	52.692	52.345	137.2	9:01.633	7	2:35.226	48.212	55.520	51.494	134.4	24:22.921
4	2:34.701	47.455	53.327	53.919	134.8	11:36.334	8	3:51.694 B	55.583	1:30.299	1:25.812	90.0	28:14.615
5	2:32.013	49.452	49.687	52.874	137.2	14:08.347	9	3:11.592	1:25.635	52.094	53.863	108.9	31:26.207
6	2:28.978	47.336	50.208	51.434	140.0	16:37.325							
7	2:32.747	47.239	52.353	53.155	136.5	19:10.072							
8	2:37.623	47.026	49.903	1:00.694	132.3	21:47.695							
9	2:35.226	48.212	55.520	51.494	134.4	24:22.921							
10	3:51.694 B	55.583	1:30.299	1:25.812	90.0	28:14.615							
11	3:11.592	1:25.635	52.094	53.863	108.9	31:26.207							
43 Ian SIMMONS GBR							Envoy MK1						
1	3:27.218	1:35.132	55.154	56.932	100.6	3:27.218	5	2:25.583	46.095	48.762	50.726	143.3	13:15.593
2	2:30.053	48.699	50.315	51.039	139.0	5:57.271							
3	2:26.888	46.786	49.477	50.625	142.0	8:24.159							
4	2:25.851	46.104	48.990	50.757	143.0	10:50.010							
5	2:25.583	46.095	48.762	50.726	143.3	13:15.593							



FIA Lurani Trophy for Formula Junior Cars

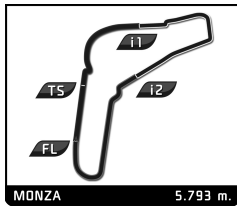
63 Coppa Intereuropa Storica

Qualifying

Analysis

■ Personal Best ■ Session Best B Crossing the finish line in pit lane

Lap	Time	Sector 1	Sector 2	Sector 3	Kph	Elapsed	Lap	Time	Sector 1	Sector 2	Sector 3	Kph	Elapsed
6	2:25.995	45.599	50.546	49.850	142.8	15:41.588	55 Manfredo ROSSI DI MONTELERA ITA						Lotus 22
7	2:41.141 B	46.625	48.171	1:06.345	129.4	18:22.729	1	4:47.012	3:15.004	45.745	46.263	72.7	4:47.012
8	3:59.941	2:16.925	52.278	50.738	86.9	22:22.670	2	2:13.574	42.592	44.727	46.255	156.1	7:00.586
9	2:24.570	45.740	48.587	50.243	144.3	24:47.240	3	2:16.330	44.724	45.840	45.766	153.0	9:16.916
10	2:50.720 B	46.589	57.346	1:06.785	122.2	27:37.960	4	2:12.412	42.237	44.161	46.014	157.5	11:29.328
46 Carlo Maria DEL CONTE ITA							5	2:12.440	42.782	44.134	45.524	157.5	13:41.768
WainerFJ							6	2:21.582 B	43.219	44.559	53.804	147.3	16:03.350
1	3:56.049	1:51.791	1:02.645	1:01.613	88.3	3:56.049	7	16:24.090 B				21.2	32:27.440
2	2:58.133	56.890	1:00.695	1:00.548	117.1	6:54.182	56 Joao Paulo CAMPOS COSTA PRT						Lola MK 5
3	2:55.927	55.517	59.876	1:00.534	118.5	9:50.109	1	2:29.095	53.951	47.193	47.951	139.9	2:29.095
4	3:24.279 B	55.815	1:05.775	1:22.689	102.1	13:14.388	2	2:15.345	43.092	45.239	47.014	154.1	4:44.440
5	6:30.105	4:21.527	1:05.703	1:02.875	53.5	19:44.493	3	2:15.238	42.685	45.322	47.231	154.2	6:59.678
6	3:00.763	57.380	1:01.567	1:01.816	115.4	22:45.256	4	2:20.216	46.573	46.108	47.535	148.7	9:19.894
7	3:00.294	57.051	1:00.879	1:02.364	115.7	25:45.550	5	2:15.282	42.903	45.248	47.131	154.2	11:35.176
49 Mike GREGORY GBR							6	2:28.975 B	44.317	47.030	57.628	140.0	14:04.151
De Tomaso ISIS							7	6:17.941	4:44.350	46.552	47.039	55.2	20:22.092
1	4:03.759	2:02.842	1:00.899	1:00.018	85.6	4:03.759	8	2:16.322	43.265	45.912	47.145	153.0	22:38.414
2	2:52.619	54.796	58.503	59.320	120.8	6:56.378	9	2:15.795	42.507	45.318	47.970	153.6	24:54.209
3	2:51.607	54.109	59.637	57.861	121.5	9:47.985	10	2:16.010	42.670	46.200	47.140	153.3	27:10.219
4	2:49.223	55.137	56.396	57.690	123.2	12:37.208	11	2:18.878	44.730	45.618	48.530	150.2	29:29.097
5	2:42.187	51.010	55.274	55.903	128.6	15:19.395	58 Richard SMEETON GBR						Wainer 63
6	2:40.919	50.716	53.949	56.254	129.6	18:00.314	1	3:42.940	2:06.492	47.300	49.148	93.5	3:42.940
7	2:42.243	50.954	55.276	56.013	128.5	20:42.557	2	2:18.815	45.291	46.274	47.250	150.2	6:01.755
8	2:38.580	50.132	53.301	55.147	131.5	23:21.137	3	2:16.636	43.262	45.860	47.514	152.6	8:18.391
9	2:42.069	50.881	53.672	57.516	128.7	26:03.206	4	2:17.366	43.128	48.035	46.203	151.8	10:35.757
10	2:40.103	51.019	53.800	55.284	130.3	28:43.309	5	2:17.174	44.720	45.080	47.374	152.0	12:52.931
11	2:39.916	50.041	53.724	56.151	130.4	31:23.225	6	2:14.692	43.777	44.845	46.070	154.8	15:07.623
50 David INNES RSA							7	2:14.569	43.336	45.072	46.161	155.0	17:22.192
Lotus 27							8	2:13.712	42.999	44.703	46.010	156.0	19:35.904
1	3:34.970	1:50.056	50.744	54.170	97.0	3:34.970	9	2:17.614	43.611	44.840	49.163	151.5	21:53.518
2	2:29.838	48.861	50.490	50.487	139.2	6:04.808	10	2:16.602	45.328	45.452	45.822	152.7	24:10.120
3	2:23.684	45.142	48.473	50.069	145.1	8:28.492	11	2:15.080	42.500	45.870	46.710	154.4	26:25.200
4	2:21.037	44.084	47.661	49.292	147.9	10:49.529	12	2:13.767	42.616	45.712	45.439	155.9	28:38.967
5	2:21.569	44.447	47.827	49.295	147.3	13:11.098	13	2:13.163	42.828	44.685	45.650	156.6	30:52.130
6	2:22.667	44.767	48.552	49.348	146.2	15:33.765	61 Andrew BEAUMONT GBR						Lotus 22
7	2:21.941	43.881	46.908	51.152	146.9	17:55.706	1	3:36.535	1:58.730	49.181	48.624	96.3	3:36.535
8	2:19.987	44.010	47.138	48.839	149.0	20:15.693	2	2:21.486	46.335	48.008	47.143	147.4	5:58.021
9	2:20.151	43.742	46.951	49.458	148.8	22:35.844	3	2:19.737	44.247	46.316	49.174	149.2	8:17.758
10	2:19.064	43.936	46.547	48.581	150.0	24:54.908	4	2:17.503	42.455	48.688	46.360	151.7	10:35.261
11	2:18.724	43.041	46.793	48.890	150.3	27:13.632	5	2:18.520	45.072	45.766	47.682	150.6	12:53.781
12	2:20.565	44.184	47.542	48.839	148.4	29:34.197	6	2:17.911	43.254	45.717	48.940	151.2	15:11.692
13	2:19.776	43.646	47.822	48.308	149.2	31:53.973	7	2:16.017	43.881	45.767	46.369	153.3	17:27.709
53 Philipp BUHOFFER CHE							8	2:14.517	42.555	45.808	46.154	155.0	19:42.226
Lola Mk5A							9	2:15.405	42.762	45.042	47.601	154.0	21:57.631
1	2:27.390				141.5	2:27.390	10	2:14.063	42.392	45.398	46.273	155.6	24:11.694
2	2:13.475				156.2	4:40.865	11	2:14.379	42.629	45.016	46.734	155.2	26:26.073
3	2:15.761				153.6	6:56.626	12	2:17.600	46.367	45.031	46.202	151.6	28:43.673
4	2:18.877				150.2	9:15.503	13	2:14.605	43.088	45.406	46.111	154.9	30:58.278
5	2:13.224				156.5	11:28.727							
6	2:11.873				158.1	13:40.600							
7	2:11.199				159.0	15:51.799							
8	2:46.097 B				125.6	18:37.896							



FIA Lurani Trophy for Formula Junior Cars

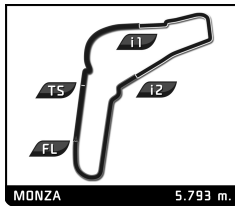
63 Coppa Intereuropa Storica

Qualifying

Analysis

■ Personal Best ■ Session Best ■ Crossing the finish line in pit lane

Lap	Time	Sector 1	Sector 2	Sector 3	Kph	Elapsed	Lap	Time	Sector 1	Sector 2	Sector 3	Kph	Elapsed
62 Tommaso GELMINI ITA Branca FJ							3	2:21.937	45.012	47.963	48.962	146.9	8:32.951
1	3:28.636	1:48.775	49.016	50.845	100.0	3:28.636	4	2:21.411	45.463	47.688	48.260	147.5	10:54.362
2	2:18.118	45.842	45.699	46.577	151.0	5:46.754	5	2:20.655	44.636	47.401	48.618	148.3	13:15.017
3	2:50.257 B	49.352	51.297	1:09.608	122.5	8:37.011	6	2:19.894	44.699	47.007	48.188	149.1	15:34.911
4	2:59.746 B				116.0	11:36.757	7	2:46.998 B	49.751	51.140	1:06.107	124.9	18:21.909
							8	4:33.795	2:58.206	47.579	48.010	76.2	22:55.704
							9	2:19.160	44.919	46.433	47.808	149.9	25:14.864
							10	2:18.553	44.055	46.981	47.517	150.5	27:33.417
							11	2:17.733	44.040	46.203	47.490	151.4	29:51.150
							12	2:18.150	45.113	45.804	47.233	151.0	32:09.300
68 Bruno WEIBEL CHE Lotus 20							77 Marc AMEZ-DROZ CHE Brabham BT6						
1	3:10.574	1:30.108	49.999	50.467	109.4	3:10.574	1	2:33.021	55.475	48.613	48.933	136.3	2:33.021
2	2:21.295	44.619	47.771	48.905	147.6	5:31.869	2	2:21.790	45.193	47.631	48.966	147.1	4:54.811
3	2:18.522	44.440	46.770	47.312	150.6	7:50.391	3	3:08.946	52.811	1:06.448	1:09.687	110.4	8:03.757
4	2:17.652	44.152	46.260	47.240	151.5	10:08.043	4	3:29.579 B	1:06.823	1:05.702	1:17.054	99.5	11:33.336
5	2:35.631	51.829	54.119	49.683	134.0	12:43.674	81 Steve FUTTER GBR Lotus 20						
6	2:31.736	53.152	49.944	48.640	137.4	15:15.410	1	3:11.369	1:26.943	52.097	52.329	109.0	3:11.369
7	2:18.096	44.266	46.828	47.002	151.0	17:33.506	2	2:29.083	47.394	50.022	51.667	139.9	5:40.452
8	2:16.351	44.305	45.444	46.602	152.9	19:49.857	3	2:26.593	46.286	49.706	50.601	142.3	8:07.045
9	2:44.664 B	49.333	50.673	1:04.658	126.7	22:34.521	4	2:26.591	46.416	49.743	50.432	142.3	10:33.636
10	4:11.398	2:38.314	46.402	46.682	83.0	26:45.919	5	2:28.782	47.930	50.462	50.390	140.2	13:02.418
11	2:16.722	44.166	45.996	46.560	152.5	29:02.641	6	2:26.940	46.829	49.504	50.607	141.9	15:29.358
							7	2:24.361	45.344	49.043	49.974	144.5	17:53.719
							8	2:25.069	45.870	49.019	50.180	143.8	20:18.788
							9	2:26.007	46.268	50.000	49.739	142.8	22:44.795
							10	2:25.187	45.698	49.422	50.067	143.6	25:09.982
							11	2:26.280	45.934	50.426	49.920	142.6	27:36.262
							12	2:25.088	45.420	49.860	49.808	143.7	30:01.350
70 John FYDA SCO Brabham BT6							86 Caroline ABBOU ROSSI DI MONTELERA FRA Brabham BT6						
1	3:15.196	1:33.063	52.391	49.742	106.8	3:15.196	1	3:38.677	1:53.567	53.463	51.647	95.4	3:38.677
2	2:17.231	43.335	45.997	47.899	152.0	5:32.427	2	2:29.900	48.266	50.863	50.771	139.1	6:08.577
3	2:16.503	42.911	46.379	47.213	152.8	7:48.930	3	2:30.285	47.077	52.303	50.905	138.8	8:38.862
4	2:15.915	42.618	45.902	47.395	153.4	10:04.845	4	2:23.339	44.326	48.863	50.150	145.5	11:02.201
5	2:19.263	43.256	49.211	46.796	149.8	12:24.108	5	2:22.794	44.405	48.930	49.459	146.0	13:24.995
6	2:15.102	43.014	45.635	46.453	154.4	14:39.210	6	2:22.462	44.633	48.115	49.714	146.4	15:47.457
7	2:15.083	42.847	45.340	46.896	154.4	16:54.293	7	2:22.859	44.453	48.791	49.615	146.0	18:10.316
8	2:15.601	42.394	46.593	46.614	153.8	19:09.894	8	2:22.687	44.242	49.307	49.138	146.2	20:33.003
9	2:15.218	42.830	45.433	46.955	154.2	21:25.112	9	2:22.647	45.575	48.276	48.796	146.2	22:55.650
10	2:16.772	43.880	45.496	47.396	152.5	23:41.884	10	2:22.856	45.809	47.942	49.105	146.0	25:18.506
11	2:14.026	42.584	44.988	46.454	155.6	25:55.910	11	2:22.035	43.703	48.658	49.674	146.8	27:40.541
12	2:30.500 B	42.886	45.680	1:01.934	138.6	28:26.410	12	2:21.767	44.156	48.208	49.403	147.1	30:02.308
72 Chris CHILCOTT SCO Brabham BT2							89 Mark PANGBORN GBR Lotus 20B						
1	2:43.241	1:06.288	48.937	48.016	127.8	2:43.241	1	3:10.343	1:27.281	52.254	50.808	109.6	3:10.343
2	2:17.804	43.521	47.373	46.910	151.3	5:01.045	2	2:21.216	44.543	47.499	49.174	147.7	5:31.559
3	2:16.176	43.572	45.846	46.758	153.1	7:17.221	3	2:18.218	43.701	47.080	47.437	150.9	7:49.777
4	2:17.800	42.485	49.029	46.286	151.3	9:35.021	4	2:21.566	43.070	51.106	47.390	147.3	10:11.343
5	2:14.090	42.364	45.625	46.101	155.5	11:49.111	5	2:23.982	48.362	47.685	47.935	144.8	12:35.325
6	2:16.261	42.906	44.907	48.448	153.1	14:05.372	6	2:16.313	42.943	45.878	47.492	153.0	14:51.638
7	2:13.613	42.839	45.177	45.597	156.1	16:18.985							
8	2:13.815	42.510	45.096	46.209	155.8	18:32.800							
9	2:20.402 B	42.990	44.910	52.502	148.5	20:53.202							
10	3:36.251	2:02.523	45.412	48.316	96.4	24:29.453							
11	2:14.436	42.959	45.304	46.173	155.1	26:43.889							
74 Iain Rowley GBR Lola Mk5													
1	3:44.244	2:02.440	50.792	51.012	93.0	3:44.244							
2	2:26.770	49.276	47.973	49.521	142.1	6:11.014							




FIA Lurani Thophy for Formula Junior Cars

63 Coppa Intereuropa Storica Qualifying

Analysis

■ Personal Best ■ Session Best ■ Crossing the finish line in pit lane

Lap	Time	Sector 1	Sector 2	Sector 3	Kph	Elapsed	Lap	Time	Sector 1	Sector 2	Sector 3	Kph	Elapsed							
7	2:18.278	44.170	46.552	47.556	150.8	17:09.916	133 Andrea GUARINO ITA													
8	2:15.738	43.068	45.568	47.102	153.6	19:25.654	Lotus 22													
9	2:17.769	42.780	45.862	49.127	151.4	21:43.423	1	2:42.996	1:04.429	49.986	48.581	127.9	2:42.996							
10	2:15.738	42.766	45.420	47.552	153.6	23:59.161	2	2:19.868	44.246	47.254	48.368	149.1	5:02.864							
11	2:14.585	42.441	45.471	46.673	155.0	26:13.746	3	2:19.018	43.247	47.210	48.561	150.0	7:21.882							
12	2:15.198	42.263	46.002	46.933	154.3	28:28.944	4	2:23.715	44.381	47.540	51.794	145.1	9:45.597							
13	2:14.979	42.244	45.464	47.271	154.5	30:43.923	5	2:47.182	1:06.826	50.670	49.686	124.7	12:32.779							
96 Malcolm WISHART SCO							155 Paolo MARZATICO ITA													
CooperT65							Branca FJ													
1	3:28.321	1:27.834	1:00.750	59.737	100.1	3:28.321	1	3:34.243	1:51.796	52.441	50.006	97.3	3:34.243							
2	2:45.603	51.743	55.755	58.105	125.9	6:13.924	2	2:23.137	45.976	48.900	48.261	145.7	5:57.380							
3	2:40.920	51.958	53.767	55.195	129.6	8:54.844	3	2:21.959	44.825	47.430	49.704	146.9	8:19.339							
4	2:37.751	49.629	53.503	54.619	132.2	11:32.595	4	2:19.723	44.767	46.959	47.997	149.3	10:39.062							
5	2:38.678	49.250	51.863	57.565	131.4	14:11.273	5	2:20.451	44.638	47.525	48.288	148.5	12:59.513							
6	2:36.100	48.533	53.314	54.253	133.6	16:47.373	6	2:59.272 B	58.127	58.703	1:02.442	116.3	15:58.785							
7	2:35.435	48.219	52.267	54.949	134.2	19:22.808	7	4:27.963 B				77.8	20:26.748							
8	2:35.371	48.331	52.257	54.783	134.2	21:58.179	161 Gigi Baulino ITA													
9	2:34.687	47.997	52.469	54.221	134.8	24:32.866	Lotus 20													
10	2:35.462	48.019	52.065	55.378	134.1	27:08.328	1	3:39.965	1:51.456	53.811	54.698	94.8	3:39.965							
11	2:34.446	49.207	51.900	53.339	135.0	29:42.774	2	2:41.362	56.165	53.393	51.804	129.2	6:21.327							
12	2:32.905	47.785	51.727	53.393	136.4	32:15.679	3	2:26.867	45.824	50.386	50.657	142.0	8:48.194							
118 Erik JUSTESEN DNK							174 Francesco BALDANZA ITA													
U2 Mk2							Lotus 22													
1	3:33.773	1:44.634	54.169	54.970	97.6	3:33.773	1	4:09.189	2:12.376	59.982	56.831	83.7	4:09.189							
2	2:33.986	49.179	51.861	52.946	135.4	6:07.759	2	2:40.214	49.838	55.347	55.029	130.2	6:49.403							
3	2:30.610	48.751	50.876	50.983	138.5	8:38.369	3	2:36.395	49.747	52.961	53.687	133.3	9:25.798							
4	2:29.603	47.653	50.736	51.214	139.4	11:07.972	4	2:33.510	48.994	51.576	52.940	135.9	11:59.308							
127 Martin BULLOCK AUS							177 Richard NITSCHKE AUS													
Lotus 27							Elfin Catalina													
1	2:42.202	1:04.225	49.323	48.654	128.6	2:42.202	1	3:43.214	1:53.404	57.197	52.613	93.4	3:43.214							
2	2:16.169	43.368	46.005	46.796	153.2	4:58.371	2	2:32.300	51.056	50.358	50.886	136.9	6:15.514							
3	2:15.165	42.889	45.884	46.392	154.3	7:13.536														
4	2:20.523	42.628	48.443	49.452	148.4	9:34.059														
5	2:14.124	42.470	45.707	45.947	155.5	11:48.183														
6	2:14.740	42.604	44.927	47.209	154.8	14:02.923														
7	2:15.330	42.912	45.497	46.921	154.1	16:18.253														
8	2:27.529 B	42.129	45.486	59.914	141.4	18:45.782														
132 Colin NURSEY GBR																				
Lotus 18																				
1	3:25.145	1:37.498	53.290	54.357	101.7	3:25.145														
2	2:35.905	51.806	52.131	51.968	133.8	6:01.050														
3	2:33.668	48.753	52.478	52.437	135.7	8:34.718														
4	2:35.669	48.277	54.093	53.299	134.0	11:10.387														
5	2:34.012	48.325	53.075	52.612	135.4	13:44.399														
6	2:34.075	48.118	52.164	53.793	135.4	16:18.474														
7	2:33.751	48.571	52.042	53.138	135.6	18:52.225														
8	2:33.376	48.612	51.573	53.191	136.0	21:25.601														
9	2:34.869	49.193	52.139	53.537	134.7	24:00.470														
10	2:33.382	48.248	52.410	52.724	136.0	26:33.852														
11	2:58.450 B	49.381	1:01.784	1:07.285	116.9	29:32.302														



FIA Lurani Trophy for Formula Junior Cars

63 Coppa Intereuropa Storica

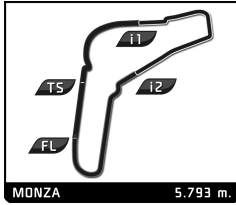
Qualifying

Analysis

■ Personal Best
 ■ Session Best
 B Crossing the finish line in pit lane

Lap	Time	Sector 1	Sector 2	Sector 3	Kph	Elapsed	Lap	Time	Sector 1	Sector 2	Sector 3	Kph	Elapsed
3	2:27.942	48.671	49.236	50.035	141.0	8:43.456							
4	2:28.644	47.094	51.007	50.543	140.3	11:12.100							
5	2:31.582	47.642	51.944	51.996	137.6	13:43.682							
6	2:25.081	46.281	48.673	50.127	143.7	16:08.763							
7	2:25.927	46.296	48.846	50.785	142.9	18:34.690							
8	2:24.330	46.123	48.675	49.532	144.5	20:59.020							
9	2:24.000	46.168	48.761	49.071	144.8	23:23.020							
10	2:25.105	46.860	48.241	50.004	143.7	25:48.125							
11	2:22.200	45.621	47.884	48.695	146.7	28:10.325							
12	2:23.240	45.716	48.457	49.067	145.6	30:33.565							

189 Bruno FERRARI		ITA												
		Branca FJ												
1	3:28.491	1:48.327	48.792	51.372	100.0	3:28.491								
2	2:20.373	46.342	46.654	47.377	148.6	5:48.864								
3	2:16.861	42.627	45.506	48.728	152.4	8:05.725								
4	2:15.305	42.403	45.571	47.331	154.1	10:21.030								
5	2:16.859	42.616	47.409	46.834	152.4	12:37.889								
6	2:27.009 B	45.041	45.999	55.969	141.9	15:04.898								
7	4:32.969	3:01.614	45.194	46.161	76.4	19:37.867								
8	2:16.205	42.477	45.810	47.918	153.1	21:54.072								
9	2:14.993	42.611	46.108	46.274	154.5	24:09.065								
10	2:15.647	42.345	46.610	46.692	153.7	26:24.712								
11	2:12.860	42.298	44.276	46.306	156.9	28:37.592								
12	2:15.075	42.573	46.426	46.076	154.4	30:52.667								



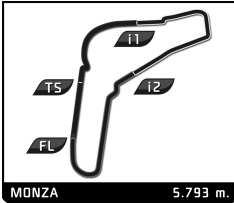
FIA Lurani Thophy for Formula Junior Cars

63 Coppa Intereuropa Storica

Race 1 (25')

Starting Grid

3:02.440 Richard BISHOP-MILLER	22	- 19 -	73	Noel WOODFORD
2:48.788 Duncan RABAGLIATI	7	- 18 -	46	2:55.927 Carlo Maria DEL CONTE
2:37.716 Pierre GUICHARD	38	- 17 -	49	2:38.580 Mike GREGORY
2:32.905 Malcolm WISHART	96	- 16 -	132	2:33.376 Colin NURSEY
2:30.716 Luc DENEVE	30	- 15 -	19	2:32.708 Anthony OLISSOFF
2:28.978 Peter KNOEFEL	41	- 14 -	118	2:29.603 Erik JUSTESEN
2:25.571 John LORD	31	- 13 -	174	2:26.488 Francesco BALDANZA
2:24.361 Steve FUTTER	81	- 12 -	43	2:24.570 Ian SIMMONS
2:22.186 Gigi Baulino	161	- 11 -	177	2:22.200 Richard NITSCHKE
2:21.767 Caroline ABBOU ROSSI DI MONTELENA	86	- 10 -	77	2:21.790 Marc AMEZ-DROZ
2:19.723 Paolo MARZATICO	155	- 9 -	33	2:20.314 Christopher DRAKE
2:18.118 Tommaso GELMINI	62	- 8 -	50	2:18.724 David INNES
2:17.029 Andrea GUARINO	133	- 7 -	74	2:17.733 Iain Rowley
2:15.238 Joao Paulo CAMPOS COSTA	56	- 6 -	68	2:16.351 Bruno WEIBEL
2:14.124 Martin BULLOCK	127	- 5 -	89	2:14.585 Mark PANGBORN
		- 4 -	61	2:14.063 Andrew BEAUMONT




FIA Lurani Trophy for Formula Junior Cars
63 Coppa Intereuropa Storica
Race 1 (25')

Starting Grid

2:14.026 John FYDA	70	- 3 -	72	2:13.613 Chris CHILCOTT
2:13.163 Richard SMEETON	58	- 2 -	189	2:12.880 Bruno FERRARI
2:12.412 <small>Manfredo ROSSI DI MONTELENA</small>	55	- 1 -	53	2:11.199 Philipp BUHOFFER

Pole

Stewards:	Timekeeper:
-----------	-------------



FIA Lurani Trophy for Formula Junior Cars

63 Coppa Intereuropa Storica

Race 1 (25')

Final Classification


Drivers	Nat	Team	Vehicle	Class	Laps	Total Time	Gap	Kph	Best Lap		
									Lap	Time Kph	
1 55	Manfredo ROSSI DI MONTELERA	ITA	Lotus 22	E1	12	26:35.283	-	156.9	3	2:11.502	158.6
2 53	Philipp BUHOFER	CHE	Lola Mk5A	E1	12	26:38.652	+3.369	156.5	4	2:12.145	157.8
3 189	Bruno FERRARI	ITA	Branca FJ	E1	12	26:52.829	+17.546	155.2	12	2:12.489	157.4
4 61	Andrew BEAUMONT	GBR	Lotus 22	E1	12	27:02.678	+27.395	154.2	5	2:13.540	156.2
5 72	Chris CHILCOTT	SCO	Brabham BT2	INV	12	27:08.093	+32.810	153.7	2	2:14.025	155.6
6 56	Joao Paulo CAMPOS COSTA	PRT	Lola MK 5	E1	12	27:09.439	+34.156	153.6	4	2:13.916	155.7
7 89	Mark PANGBORN	GBR	Lotus 20B	E1	12	27:20.047	+44.764	152.6	12	2:13.068	156.7
8 68	Bruno WEIBEL	CHE	Lotus 20	D2	12	27:41.851	+1:06.568	150.6	2	2:15.812	153.6
9 74	Iain ROWLEY	GBR	Lola Mk5	E1	12	27:50.959	+1:15.676	149.8	12	2:16.677	152.6
10 133	Andrea GUARINO	ITA	Lotus 22	E1	12	28:14.770	+1:39.487	147.7	8	2:18.277	150.8
11 50	David INNES	RSA	Lotus 27	E1	12	28:15.144	+1:39.861	147.6	12	2:18.509	150.6
12 86	Caroline ABOU ROSSI DI MONTELERA	FRA	Brabham BT6	E1	12	28:20.814	+1:45.531	147.1	3	2:19.013	150.0
13 81	Steve FUTTER	GBR	Lotus 20	D2	12	29:09.489	+2:34.206	143.0	2	2:22.480	146.4
14 43	Ian SIMMONS	GBR	Envoy MK1	C2	12	29:12.628	+2:37.345	142.8	8	2:22.637	146.2
15 33	Christopher DRAKE	GBR	Terrier Mk 4 Series 1	B2	11	26:47.103	1 Lap	142.7	3	2:19.878	149.1
16 174	Francesco BALDANZA	ITA	Lotus 22	E1	11	27:00.966	1 Lap	141.5	8	2:24.426	144.4
17 31	John LORD	GBR	Lotus 18	C2	11	27:11.431	1 Lap	140.6	8	2:25.319	143.5
18 118	Erik JUSTESEN	DNK	U2 Mk2	B2	11	27:12.274	1 Lap	140.5	10	2:25.637	143.2
19 30	Luc DENEVE	GBR	Lotus 18	C1	11	27:39.756	1 Lap	138.2	11	2:28.729	140.2
20 132	Colin NURSEY	GBR	Lotus 18	C2	11	27:51.123	1 Lap	137.3	3	2:28.389	140.5
21 96	Malcolm WISHART	SCO	CooperT65	E2	11	28:12.979	1 Lap	135.5	11	2:31.069	138.0
22 19	Anthony OLISSOFF	NZL	Elfin Mk1	B1	11	28:34.294	1 Lap	133.8	2	2:32.562	136.7
23 127	Martin BULLOCK	AUS	Lotus 27	E1	10	23:56.202	2 Laps	145.2	9	2:13.133	156.6
24 49	Mike GREGORY	GBR	De Tomaso ISIS	C2	10	26:36.778	2 Laps	130.6	5	2:36.441	133.3
25 7	Duncan RABAGLIATI	GBR	Alexis HF1	B2	10	28:34.121	2 Laps	121.7	10	2:47.001	124.9
26 46	Carlo Maria DEL CONTE	ITA	WainerFJ	C2	9	26:40.105	3 Laps	117.3	4	2:54.031	119.8
27 177	Richard NITSCHKE	AUS	Elfin Catalina	E1	8	20:02.843	4 Laps	138.7	6	2:22.196	146.7
28 22	Richard BISHOP-MILLER	GBR	Autosport Mk2	B2	8	27:43.430	4 Laps	100.3	5	3:19.170	104.7
29 161	Gigi Baulino	ITA	Lotus 20	E1	6	14:25.296	6 Laps	144.6	3	2:21.456	147.4
30 70	John FYDA	SCO	Brabham BT6	E1	2	4:31.171	10 Laps	153.8	2	2:14.433	155.1
31 58	Richard SMEETON	GBR	Wainer 63	E1	1	3:12.112	11 Laps	108.6			
32 38	Pierre GUICHARD	DNK	FaccioliFJ	C2							
33 41	Peter KNOEFEL	DEU	EmerysonFJ	C2							
34 62	Tommaso GELMINI	ITA	Branca FJ	E1							
35 73	Noel WOODFORD	NZL	Gemini Mk 3A	D2							
36 77	Marc AMEZ-DROZ	CHE	Brabham BT6	E1							
37 155	Paolo MARZATICO	ITA	Branca FJ	INV							

Pole Position		P. BUHOFER	2:11.199	159.0 Kph
Fastest Lap	Lap 3	Manfredo ROSSI DI MONTELERA	2:11.502	158.6 Kph

Published at:

Track Status: **DRY**

Stewards:	Timekeeper:
------------------	--------------------



FIA Lurani Thophy for Formula Junior Cars

63 Coppa Intereuropa Storica

Race 1

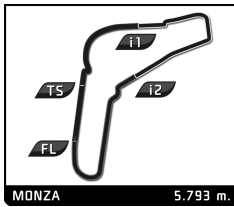
Final Classification by Class

Nr. Driver	Nat	Team	Car	Laps	Total Time	Gap	Kph	Best Lap		
								Lap	Time	Kph
B1										
1	19	Anthony OLISOFF	NZL	Elfin Mk1	11	28:34.294	133.8	2	2:32.562	136.7
B2										
1	33	Christopher DRAKE	GBR	Terrier Mk 4 Series 1	11	26:47.103	142.7	3	2:19.878	149.1
2	118	Erik JUSTESEN	DNK	U2 Mk2	11	27:12.274	+25.171	10	2:25.637	143.2
3	7	Duncan RABAGLIATI	GBR	Alexis HF1	10	28:34.121	1 Lap	10	2:47.001	124.9
4	22	Richard BISHOP-MILLER	GBR	Autosport Mk2	8	27:43.430	3 Laps	5	3:19.170	104.7
C1										
1	30	Luc DENEVE	GBR	Lotus 18	11	27:39.756	138.2	11	2:28.729	140.2
C2										
1	43	Ian SIMMONS	GBR	Envoy MK1	12	29:12.628	142.8	8	2:22.637	146.2
2	31	John LORD	GBR	Lotus 18	11	27:11.431	1 Lap	8	2:25.319	143.5
3	132	Colin NURSEY	GBR	Lotus 18	11	27:51.123	1 Lap	3	2:28.389	140.5
4	49	Mike GREGORY	GBR	De Tomaso ISIS	10	26:36.778	2 Laps	5	2:36.441	133.3
5	46	Carlo Maria DEL CONTE	ITA	WainerFJ	9	26:40.105	3 Laps	4	2:54.031	119.8
6	38	Pierre GUICHARD	DNK	FaccioliFJ						
7	41	Peter KNOEFEL	DEU	EmerysonFJ						
D2										
1	68	Bruno WEIBEL	CHE	Lotus 20	12	27:41.851	150.6	2	2:15.812	153.6
2	81	Steve FUTTER	GBR	Lotus 20	12	29:09.489	+1'27.638	2	2:22.480	146.4
3	73	Noel WOODFORD	NZL	Gemini Mk 3A						
E1										
1	55	Manfredo ROSSI DI MONTELENA	ITA	Lotus 22	12	26:35.283	156.9	3	2:11.502	158.6
2	53	Philipp BUHOFER	CHE	Lola Mk5A	12	26:38.652	+3.369	4	2:12.145	157.8
3	189	Bruno FERRARI	ITA	Branca FJ	12	26:52.829	+17.546	12	2:12.489	157.4
4	61	Andrew BEAUMONT	GBR	Lotus 22	12	27:02.678	+27.395	5	2:13.540	156.2
5	56	Joao Paulo CAMPOS COSTA	PRT	Lola MK 5	12	27:09.439	+34.156	4	2:13.916	155.7
6	89	Mark PANGBORN	GBR	Lotus 20B	12	27:20.047	+44.764	12	2:13.068	156.7
7	74	Iain ROWLEY	GBR	Lola Mk5	12	27:50.959	+1'15.676	12	2:16.677	152.6
8	133	Andrea GUARINO	ITA	Lotus 22	12	28:14.770	+1'39.487	8	2:18.277	150.8
9	50	David INNES	RSA	Lotus 27	12	28:15.144	+1'39.861	12	2:18.509	150.6
10	86	Caroline ABDU ROSSI DI MONTELENA	FRA	Brabham BT6	12	28:20.814	+1'45.531	3	2:19.013	150.0
11	174	Francesco BALDANZA	ITA	Lotus 22	11	27:00.966	1 Lap	8	2:24.426	144.4
12	127	Martin BULLOCK	AUS	Lotus 27	10	23:56.202	2 Laps	9	2:13.133	156.6
13	177	Richard NITSCHKE	AUS	Elfin Catalina	8	20:02.843	4 Laps	6	2:22.196	146.7
14	161	Gigi Baulino	ITA	Lotus 20	6	14:25.296	6 Laps	3	2:21.456	147.4
15	70	John FYDA	SCO	Brabham BT6	2	4:31.171	10 Laps	2	2:14.433	155.1
16	58	Richard SMEETON	GBR	Wainer 63	1	3:12.112	11 Laps			
17	62	Tommaso GELMINI	ITA	Branca FJ						
18	77	Marc AMEZ-DROZ	CHE	Brabham BT6						
E2										
1	96	Malcolm WISHART	SCO	CooperT65	11	28:12.979	135.5	11	2:31.069	138.0
INV										
1	72	Chris CHILCOTT	SCO	Brabham BT2	12	27:08.093	153.7	2	2:14.025	155.6
2	155	Paolo MARZATICO	ITA	Branca FJ						

Published at:

Track Status: **DRY**

Stewards:	Timekeeper:
-----------	-------------



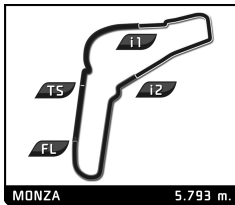
FIA Lurani Thophy for Formula Junior Cars

63 Coppa Intereuropa Storica

Race 1

Lap Chart

		LAP												
Nr	Pos	Grid	1	2	3	4	5	6	7	8	9	10	11	12
53	1	53	53	53	53	53	55	55	55	55	55	55	55	55
55	2	55	189	55	55	55	53	53	53	53	53	53	53	53
189	3	189	70	189	189	189	189	61	61	189	189	189	61	189
58	4	58	55	70	61	61	61	189	189	61	61	61	189	61
72	5	72	61	61	72	72	72	72	72	72	72	72	72	72
70	6	70	56	72	56	56	56	56	56	56	56	56	56	56
61	7	61	72	56	68	68	68	68	68	89	89	89	89	89
127	8	127	68	68	74	74	89	89	89	68	68	68	68	68
89	9	89	74	74	50	89	74	74	74	74	74	74	74	74
56	10	56	50	33	33	50	50	50	133	133	50	50	133	133
68	11	68	33	50	133	133	133	133	86	50	133	86	50	50
133	12	133	133	133	89	86	86	86	50	86	86	133	86	86
74	13	74	86	86	86	33	33	33	33	127	127	81	81	81
62	14	62	161	161	161	161	161	161	81	81	81	81	43	43
50	15	50	81	81	81	81	81	81	43	127	43	43	33	33
155	16	155	43	43	43	43	43	43	127	43	33	33	174	174
33	17	33	31	89	118	118	177	127	177	174	174	174	31	31
86	18	86	118	31	31	31	31	177	174	118	31	31	118	118
77	19	77	174	118	177	177	174	31	118	31	118	118	30	30
161	20	161	89	177	174	174	127	174	31	177	30	30	132	132
177	21	177	177	174	30	30	118	118	30	30	132	132	96	96
81	22	81	127	30	132	132	30	30	132	132	96	96	19	19
43	23	43	30	132	96	127	132	132	96	96	19	19	19	19
31	24	31	19	19	19	96	96	96	19	19	49	49	49	49
174	25	174	96	96	127	19	19	19	49	49	7	7	7	7
41	26	41	132	49	49	49	49	49	7	7	46	46	46	46
118	27	118	49	127	7	7	7	7	46	46	22	22	22	22
30	28	30	7	7	46	46	46	46	22	22	22	22	22	22
19	29	19	46	46	22	22	22	22	22	22	22	22	22	22
96	30	96	58	22	22	22	22	22	22	22	22	22	22	22
132	31	132	22	22	22	22	22	22	22	22	22	22	22	22
38	32	38	38	38	38	38	38	38	38	38	38	38	38	38
49	33	49	49	49	49	49	49	49	49	49	49	49	49	49
7	34	7	7	7	7	7	7	7	7	7	7	7	7	7
46	35	46	46	46	46	46	46	46	46	46	46	46	46	46
22	36	22	22	22	22	22	22	22	22	22	22	22	22	22
73	37	73	73	73	73	73	73	73	73	73	73	73	73	73



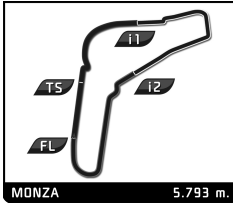
FIA Lurani Trophy for Formula Junior Cars

63 Coppa Intereuropa Storica

Race 1

Best Sector Times

SECTOR 1			SECTOR 2			SECTOR 3			Pos	Driver	Ideal Lap	Best Lap
Pos	Driver	Time	Driver	Time	Driver	Time						
1	189 B.FERRARI	40.920	55 <small>M.ROSSI DI MONTELERA</small>	43.945	55 <small>M.ROSSI DI MONTELERA</small>	45.082	1	55 M.ROSSI DI MONTELERA	2:10.705	2:11.502	(1)	
2	55 <small>M.ROSSI DI MONTELERA</small>	41.678	89 M.PANGBORN	44.336	189 B.FERRARI	45.774	2	189 B.FERRARI	2:11.520	2:12.489	(3)	
3	127 M.BULLOCK	41.993	70 J.FYDA	44.606	61 A.BEAUMONT	45.776	3	89 M.PANGBORN	2:12.519	2:13.068	(4)	
4	70 J.FYDA	42.063	61 A.BEAUMONT	44.739	127 M.BULLOCK	45.974	4	61 A.BEAUMONT	2:12.760	2:13.540	(6)	
5	89 M.PANGBORN	42.164	189 B.FERRARI	44.826	89 M.PANGBORN	46.019	5	70 J.FYDA	2:12.801	2:14.433	(9)	
6	56 <small>J.CAMPOS COSTA</small>	42.176	56 <small>J.CAMPOS COSTA</small>	44.922	72 C.CHILCOTT	46.119	6	127 M.BULLOCK	2:13.071	2:13.133	(5)	
7	61 A.BEAUMONT	42.245	72 C.CHILCOTT	45.066	70 J.FYDA	46.132	7	56 J.CAMPOS COSTA	2:13.430	2:13.916	(7)	
8	72 C.CHILCOTT	42.400	127 M.BULLOCK	45.104	56 <small>J.CAMPOS COSTA</small>	46.332	8	72 C.CHILCOTT	2:13.585	2:14.025	(8)	
9	133 A.GUARINO	43.132	68 B.WEIBEL	45.331	68 B.WEIBEL	46.567	9	68 B.WEIBEL	2:15.785	2:15.812	(10)	
10	50 D.INNES	43.155	74 I.ROWLEY	45.814	74 I.ROWLEY	47.139	10	74 I.ROWLEY	2:16.677	2:16.677	(11)	
11	86 <small>C.ABBOU ROSSI DI MONTELERA</small>	43.340	33 C.DRAKE	46.426	50 D.INNES	47.525	11	50 D.INNES	2:17.269	2:18.509	(13)	
12	74 I.ROWLEY	43.724	50 D.INNES	46.589	133 A.GUARINO	47.695	12	133 A.GUARINO	2:17.876	2:18.277	(12)	
13	68 B.WEIBEL	43.887	86 <small>C.ABBOU ROSSI DI MONTELERA</small>	47.006	33 C.DRAKE	48.090	13	86 C.ABBOU ROSSI DI MONTE	2:18.542	2:19.013	(14)	
14	161 G.Baulino	43.955	133 A.GUARINO	47.049	86 <small>C.ABBOU ROSSI DI MONTELERA</small>	48.196	14	33 C.DRAKE	2:19.227	2:19.878	(15)	
15	43 I.SIMMONS	44.452	177 R.NITSCHKE	47.450	81 S.FUTTER	48.660	15	161 G.Baulino	2:21.231	2:21.456	(16)	
16	81 S.FUTTER	44.542	161 G.Baulino	47.590	177 R.NITSCHKE	49.138	16	81 S.FUTTER	2:21.322	2:22.480	(18)	
17	33 C.DRAKE	44.711	43 I.SIMMONS	47.802	43 I.SIMMONS	49.473	17	43 I.SIMMONS	2:21.727	2:22.637	(19)	
18	174 F.BALDANZA	45.294	174 F.BALDANZA	48.103	118 E.JUSTESEN	49.622	18	177 R.NITSCHKE	2:22.133	2:22.196	(17)	
19	177 R.NITSCHKE	45.545	81 S.FUTTER	48.120	161 G.Baulino	49.686	19	174 F.BALDANZA	2:23.210	2:24.426	(20)	
20	31 J.LORD	46.003	31 J.LORD	48.540	174 F.BALDANZA	49.813	20	31 J.LORD	2:24.545	2:25.319	(21)	
21	118 E.JUSTESEN	46.110	118 E.JUSTESEN	48.840	31 J.LORD	50.002	21	118 E.JUSTESEN	2:24.572	2:25.637	(22)	
22	30 L.DENEVE	46.549	30 L.DENEVE	49.894	132 C.NURSEY	51.074	22	30 L.DENEVE	2:27.806	2:28.729	(24)	
23	132 C.NURSEY	46.999	132 C.NURSEY	49.903	30 L.DENEVE	51.363	23	132 C.NURSEY	2:27.976	2:28.389	(23)	
24	96 M.WISHART	47.400	19 A.OLISSOFF	50.312	19 A.OLISSOFF	51.605	24	96 M.WISHART	2:30.862	2:31.069	(25)	
25	19 A.OLISSOFF	49.397	96 M.WISHART	50.614	96 M.WISHART	52.848	25	19 A.OLISSOFF	2:31.314	2:32.562	(26)	
26	49 M.GREGORY	49.639	49 M.GREGORY	52.556	49 M.GREGORY	53.751	26	49 M.GREGORY	2:35.946	2:36.441	(27)	
27	7 D.RABAGLIATI	54.442	7 D.RABAGLIATI	55.580	7 D.RABAGLIATI	56.979	27	7 D.RABAGLIATI	2:47.001	2:47.001	(28)	
28	46 C.DEL CONTE	55.803	46 C.DEL CONTE	58.138	46 C.DEL CONTE	59.015	28	46 C.DEL CONTE	2:52.956	2:54.031	(29)	




FIA Lurani Thophy for Formula Junior Cars

63 Coppa Intereuropa Storica

Race 1

Best Top Speeds

Driver	Team	Top 1		Top 2		Top 3		Top 4		Top 5		Avg
		Kph	Lap	Kph	Lap	Kph	Lap	Kph	Lap	Kph	Lap	
189 Bruno FERRARI	E1	222.8	12	221.0	4	221.0	8	219.6	11	219.6	3	220,8
55 Manfredo ROSSI DI MONTELEI	E1	222.3	4	222.3	5	221.9	8	219.6	7	218.8	2	221,0
133 Andrea GUARINO	E1	219.6	5	214.9	4	213.6	9	208.7	2	203.2	8	212,0
61 Andrew BEAUMONT	E1	218.3	8	216.6	11	209.5	3	208.7	7	208.3	12	212,3
86 Caroline ABBOU ROSSI DI MO	E1	217.9	4	214.0	7	213.6	5	213.2	10	213.2	8	214,4
89 Mark PANGBORN	E1	217.0	12	214.0	11	212.3	7	205.9	8	204.4	4	210,7
72 Chris CHILCOTT	INV	211.9	4	211.5	2	211.1	11	209.9	3	208.7	12	210,6
56 Joao Paulo CAMPOS COSTA	E1	210.3	8	207.9	11	207.5	12	204.7	10	204.0	4	206,9
50 David INNES	E1	210.3	12	208.7	7	205.9	3	205.9	9	196.6	6	205,5
70 John FYDA	E1	209.9	2	178.5	1							194,2
127 Martin BULLOCK	E1	209.9	9	204.4	5	203.2	10	202.8	8	202.1	2	204,5
161 Gigi Baulino	E1	204.7	2	198.8	4	193.5	5	191.4	3	178.2	6	193,3
174 Francesco BALDANZA	E1	202.5	10	194.5	9	187.4	7	184.6	2	173.1	3	188,4
74 Iain ROWLEY	E1	201.0	6	199.5	10	199.5	9	199.1	12	199.1	7	199,6
96 Malcolm WISHART	E2	196.2	10	195.9	8	190.7	5	190.1	6	175.1	3	189,6
33 Christopher DRAKE	B2	194.1	4	185.8	5	184.3	3	183.3	10	183.0	2	186,1
68 Bruno WEIBEL	D2	193.5	8	192.4	7	189.7	2	184.3	3	180.3	6	188,0
43 Ian SIMMONS	C2	193.5	10	188.1	8	187.4	9	181.2	6	180.6	2	186,2
30 Luc DENEVE	C1	191.7	5	189.7	6	188.1	4	187.8	11	186.2	3	188,7
118 Erik JUSTESEN	B2	191.4	11	189.4	8	189.1	6	185.2	7	185.2	2	188,1
177 Richard NITSCHKE	E1	189.7	6	188.7	7	181.8	5	178.5	8	174.5	2	182,6
31 John LORD	C2	189.7	2	185.5	11	183.3	7	182.7	9	179.7	5	184,2
132 Colin NURSEY	C2	181.8	2	177.6	5	177.1	10	172.0	7	171.8	3	176,1
58 Richard SMEETON	E1	179.1	1									179,1
81 Steve FUTTER	D2	177.9	2	173.7	7	171.5	11	167.8	10	165.7	8	171,3
19 Anthony OLISOFF	B1	176.5	6	176.2	7	169.9	3	169.3	11	169.1	2	172,2
7 Duncan RABAGLIATI	B2	167.0	5	166.2	9	162.8	10	162.5	3	161.5	8	164,0
49 Mike GREGORY	C2	166.5	9	163.0	6	162.0	10	158.3	5	152.3	7	160,4
46 Carlo Maria DEL CONTE	C2	147.5	2	146.9	4	145.3	5	144.4	6	141.7	8	145,2
41 Peter KNOEFEL	C2											
22 Richard BISHOP-MILLER	B2											
73 Noel WOODFORD	D2											
38 Pierre GUICHARD	C2											
77 Marc AMEZ-DROZ	E1											
53 Philipp BUHOFER	E1											
155 Paolo MARZATICO	INV											
62 Tommaso GELMINI	E1											




FIA Lurani Trophy for Formula Junior Cars

63 Coppa Intereuropa Storica

Race 1

Leader Sequence

Nr	Driver	Team	Car	Start	End Lap	Laps	Total Laps
B1							
19	Anthony OLISSOFF		Elfin Mk1	1	11	11	11
B2							
33	Christopher DRAKE		Terrier Mk 4 Series 1	1	11	11	11
C1							
30	Luc DENEVE		Lotus 18	1	11	11	11
C2							
43	Ian SIMMONS		Envoy MK1	1	12	12	12
D2							
68	Bruno WEIBEL		Lotus 20	1	12	12	12
E1							
53	Philipp BUHOFER		Lola Mk5A	1	4	4	4
55	Manfredo ROSSI DI MONTELERA		Lotus 22	5	12	8	8
E2							
96	Malcolm WISHART		CooperT65	1	11	11	11
INV							
72	Chris CHILCOTT		Brabham BT2	1	12	12	12




FIA Lurani Thophy for Formula Junior Cars

63 Coppa Intereuropa Storica

Race 1

Fastest Lap Sequence

Practice Time	Driver	Team	Car	Class	Time	Kph	Lap
4:27.308	53 Philipp BUHOFER		Lola Mk5A	E1	2:12.853	157.0	2
6:41.870	55 <small>Mastrardo ROSSI DI MONTELENA</small>		Lotus 22	E1	2:11.502	158.6	3



FIA Lurani Thophy for Formula Junior Cars


63 Coppa Intereuropa Storica

Race 1

Analysis by lap

■ Lapped

Nr	Lap Time	Gap	Nr	Lap Time	Gap	Nr	Lap Time	Gap	Nr	Lap Time	Gap	Nr	Lap Time	Gap												
Lap 1																										
53	2:14.455		132	2:29.147	48.258	118	2:27.129	1:08.352	33	2:25.590	1:03.059	49	2:39.458	1 Lap												
189	2:15.996	1.541	19	2:32.562	51.405	31	2:26.792	1:08.424	7	2:50.488	1 Lap	133	2:18.277	1:07.567												
70	2:16.738	2.283	96	2:32.837	51.847	177	2:27.029	1:08.752	161	2:23.603	1:07.169	50	2:19.448	1:10.739												
55	2:17.353	2.898	49	2:38.777	1:02.941	174	2:26.156	1:09.260	81	2:23.578	1:10.318	86	2:21.569	1:11.609												
61	2:19.060	4.605	127	3:00.816	1:15.954	30	2:29.394	1:18.546	43	2:23.969	1:13.496	33	2:28.055	1:31.713												
56	2:20.122	5.667	7	2:50.488	1:23.558	132	2:29.118	1:20.291	127	2:14.886	1:26.538	81	2:23.622	1:33.502												
72	2:20.271	5.816	46	2:56.436	1:37.710	127	2:15.212	1:22.072	177	2:22.196	1:29.829	127	2:14.697	1:34.081												
68	2:21.151	6.696	Lap 3															43	2:22.637	1:35.909						
74	2:27.357	12.902	53	2:13.329		19	2:35.901	1:34.776	31	2:25.486	1:34.629	174	2:24.426	2:00.114												
50	2:27.725	13.270	55	2:11.502	1.233	49	2:38.411	1:53.699	174	2:25.147	1:35.181	118	2:25.798	2:11.449												
33	2:28.049	13.594	189	2:12.864	2.990	22	3:28.057	1 Lap	118	2:26.167	1:42.372	31	2:25.319	2:11.642												
133	2:30.067	15.612	61	2:13.713	6.301	Lap 5															Lap 9					
86	2:32.340	17.885	72	2:14.634	8.293	55	2:11.644		55	2:12.445		55	2:13.789													
161	2:32.894	18.439	56	2:13.940	9.028	53	2:12.675	0.269	53	2:14.698	3.431	53	2:12.623	3.487												
81	2:33.294	18.839	68	2:17.665	13.991	189	2:14.397	8.241	19	2:33.639	1 Lap	177	2:52.462	1 Lap												
43	2:33.809	19.354	74	2:19.182	25.952	61	2:13.540	8.865	61	2:14.236	11.497	7	2:50.195	2 Laps												
31	2:36.743	22.288	50	2:19.417	27.515	72	2:15.371	13.291	189	2:14.011	11.649	30	2:30.159	1 Lap												
118	2:38.782	24.327	33	2:19.878	27.793	56	2:15.681	14.074	72	2:15.482	18.728	189	2:14.616	15.844												
174	2:41.924	27.469	133	2:19.349	28.863	7	2:53.997	1 Lap	56	2:15.483	19.868	61	2:14.425	15.872												
89	2:42.241	27.786	89	2:14.038	30.878	68	2:21.486	29.654	189	2:14.011	11.649	132	2:30.087	1 Lap												
177	2:42.263	27.808	86	2:19.013	31.157	89	2:14.852	34.692	72	2:15.482	18.728	72	2:14.816	24.136												
127	2:42.446	27.991	161	2:21.456	36.558	74	2:19.156	38.978	56	2:15.483	19.868	56	2:15.296	24.760												
30	2:43.652	29.197	81	2:23.391	38.528	50	2:19.932	43.323	49	2:38.375	1 Lap	96	2:34.665	1 Lap												
19	2:46.151	31.696	43	2:23.799	40.402	133	2:20.218	45.847	68	2:16.600	38.447	89	2:13.507	42.156												
96	2:46.318	31.863	22	3:25.203	1 Lap	86	2:20.632	47.397	89	2:14.200	38.971	68	2:17.689	48.534												
132	2:46.419	31.964	118	2:27.732	53.368	46	2:54.031	1 Lap	74	2:18.744	51.083	19	2:35.322	1 Lap												
49	2:51.472	37.017	31	2:28.503	53.777	33	2:21.640	50.408	133	2:20.323	1:00.933	46	2:56.347	2 Laps												
7	3:00.378	45.923	177	2:25.680	53.868	161	2:21.935	56.505	86	2:20.059	1:01.683	22	3:23.416	3 Laps												
46	3:08.582	54.127	174	2:25.721	55.249	81	2:23.163	59.679	50	2:24.354	1:02.934	74	2:17.747	1:01.465												
58	3:12.112	57.657	30	2:29.492	1:01.297	43	2:23.621	1:02.466	33	2:24.687	1:15.301	50	2:20.152	1:17.102												
22	3:57.527	1:43.072	132	2:28.389	1:03.318	177	2:24.226	1:20.572	81	2:23.650	1:21.523	133	2:25.398	1:19.176												
Lap 2															86	2:22.347	1:20.167									
53	2:12.853		96	2:32.245	1:10.763	174	2:26.119	1:22.973	127	2:16.934	1:31.027	49	2:39.102	1 Lap												
55	2:13.015	3.060	19	2:32.944	1:11.020	127	2:14.925	1:24.591	177	2:22.425	1:39.809	127	2:13.133	1:33.425												
189	2:14.767	3.455	127	2:16.380	1:19.005	118	2:33.198	1:29.144	7	2:50.647	1 Lap	81	2:24.591	1:44.304												
70	2:14.433	3.863	49	2:37.821	1:27.433	30	2:29.278	1:35.418	174	2:24.595	1:47.331	43	2:23.515	1:45.635												
61	2:14.165	5.917	7	2:49.829	2:00.058	132	2:29.513	1:37.398	118	2:27.367	1:57.294	33	2:29.999	1:47.923												
72	2:14.025	6.988	Lap 4															174	2:24.936	2:11.261						
56	2:15.603	8.417	53	2:12.145		55	2:12.939		Lap 8															Lap 10		
68	2:15.812	9.655	55	2:11.674	0.762	53	2:13.848	1.178	55	2:11.643		55	2:12.678													
74	2:20.050	20.099	189	2:15.405	6.250	49	2:36.441	1 Lap	132	2:30.311	1 Lap	53	2:13.355	4.164												
33	2:20.503	21.244	61	2:13.575	7.731	46	2:55.822	1 Lap	53	2:12.865	4.653	31	2:25.515	1 Lap												
50	2:21.010	21.427	72	2:14.178	10.326	72	2:14.178	10.326	46	3:00.549	2 Laps	118	2:26.065	1 Lap												
133	2:20.084	22.843	56	2:13.916	10.799	61	2:13.780	9.706	189	2:14.781	10.083	189	2:14.014	17.180												
86	2:20.441	25.473	68	2:18.728	20.574	189	2:14.781	10.083	72	2:15.339	15.691	61	2:14.308	17.502												
161	2:22.845	28.431	74	2:18.421	32.228	72	2:15.339	15.691	189	2:15.011	15.017	72	2:16.599	28.057												
81	2:22.480	28.466	89	2:13.513	32.246	56	2:15.695	16.830	61	2:15.382	15.236	56	2:16.971	29.053												
43	2:23.431	29.932	50	2:20.427	35.797	68	2:17.577	34.292	96	2:31.788	1 Lap	30	2:29.544	1 Lap												
89	2:15.236	30.169	133	2:21.317	38.035	89	2:15.463	37.216	72	2:16.024	23.109	132	2:29.085	1 Lap												
31	2:29.168	38.603	86	2:20.159	39.171	74	2:18.745	44.784	56	2:15.028	23.253	89	2:14.541	44.019												
118	2:27.491	38.965	33	2:25.526	41.174	50	2:20.641	51.025	19	2:34.946	1 Lap	7	2:50.986	2 Laps												
177	2:26.562	41.517	161	2:22.563	46.976	133	2:20.147	53.055	89	2:15.110	42.438	68	2:20.568	56.424												
174	2:28.241	42.857	81	2:22.539	48.922	86	2:19.611	54.069	68	2:17.830	44.634	96	2:33.373	1 Lap												
30	2:28.790	45.134	43	2:22.994	51.251	22	3:23.105	2 Laps	74	2:18.067	57.507	74	2:18.920	1:07.707												



FIA Lurani Trophy for Formula Junior Cars

63 Coppa Intereuropa Storica

Race 1

Analysis by lap

 Lapped

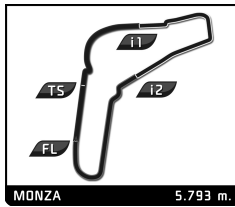
Nr	Lap Time	Gap	Nr	Lap Time	Gap	Nr	Lap Time	Gap	Nr	Lap Time	Gap	Nr	Lap Time	Gap
19	2:36.416	1 Lap	133	2:18.790	1:39.487									
50	2:22.166	1:26.590	50	2:18.509	1:39.861									
86	2:19.666	1:27.155	86	2:23.756	1:45.531									
133	2:20.813	1:27.311	7	2:47.001	2 Laps									
46	2:54.675	2 Laps	19	2:36.496	1 Lap									
127	2:26.773	1:47.520	81	2:37.392	2:34.206									
49	2:39.638	1 Lap	43	2:37.808	2:37.345									
81	2:24.429	1:56.055												
43	2:23.962	1:56.919												
33	2:30.114	2:05.359												
22	3:22.182	3 Laps												

Lap 11

55	2:13.513	
53	2:12.383	3.034
174	2:25.304	1 Lap
61	2:13.871	17.860
189	2:14.478	18.145
31	2:25.538	1 Lap
118	2:25.637	1 Lap
72	2:15.072	29.616
56	2:15.386	30.926
89	2:14.278	44.784
30	2:30.234	1 Lap
132	2:30.236	1 Lap
68	2:19.665	1:02.576
74	2:17.893	1:12.087
96	2:33.338	1 Lap
7	2:50.112	2 Laps
133	2:19.987	1:33.785
50	2:21.363	1:34.440
86	2:21.221	1:34.863
19	2:35.902	1 Lap
81	2:27.360	2:09.902
43	2:29.219	2:12.625

Lap 12

55	2:13.088	
49	2:37.283	2 Laps
53	2:13.423	3.369
46	2:58.988	3 Laps
33	2:33.062	1 Lap
189	2:12.489	17.546
174	2:28.397	1 Lap
61	2:22.623	27.395
72	2:16.282	32.810
56	2:16.318	34.156
31	2:26.521	1 Lap
118	2:26.908	1 Lap
89	2:13.068	44.764
30	2:28.729	1 Lap
68	2:17.080	1:06.568
22	3:24.770	4 Laps
74	2:16.677	1:15.676
132	2:37.140	1 Lap
96	2:31.069	1 Lap



FIA Lurani Thophy for Formula Junior Cars

63 Coppa Intereuropa Storica

Race 1

Analysis

■ Personal Best ■ Session Best ■ Crossing the finish line in pit lane

Lap	Time	Sector 1	Sector 2	Sector 3	T. Spd	Elapsed	Lap	Time	Sector 1	Sector 2	Sector 3	T. Spd	Elapsed
3	2:37.821	50.133	53.396	54.292	151.6	8:08.070	1	2:20.122	47.640	45.869	46.613	180.9	2:20.122
4	2:38.411	51.086	52.678	54.647	146.7	10:46.481	2	2:15.603	43.063	45.876	46.664	193.1	4:35.725
5	2:36.441	50.134	52.556	53.751	158.3	13:22.922	3	2:13.940	42.406	44.922	46.612	201.7	6:49.665
6	2:38.375	49.905	53.569	54.901	163.0	16:01.297	4	2:13.916	42.176	45.356	46.384	204.0	9:03.581
7	2:39.458	49.866	55.191	54.401	152.3	18:40.755	5	2:15.681	42.802	45.682	47.197	195.9	11:19.262
8	2:39.102	49.754	53.218	56.130	145.7	21:19.857	6	2:15.695	42.841	46.295	46.559	203.6	13:34.957
9	2:39.638	49.866	53.934	55.838	166.5	23:59.495	7	2:15.483	42.581	46.570	46.332	200.6	15:50.440
10	2:37.283	49.639	53.641	54.003	162.0	26:36.778	8	2:15.028	42.929	45.024	47.075	210.3	18:05.468

50 David INNES RSA Lotus 27						
1	2:27.725	50.197	48.805	48.723	168.8	2:27.725
2	2:21.010	44.503	47.230	49.277	178.5	4:48.735
3	2:19.417	43.155	47.115	49.147	205.9	7:08.152
4	2:20.427	44.213	46.996	49.218	193.5	9:28.579
5	2:19.932	43.944	46.759	49.229	192.8	11:48.511
6	2:20.641	44.260	46.875	49.506	196.6	14:09.152
7	2:24.354	49.640	47.189	47.525	208.7	16:33.506
8	2:19.448	43.457	47.456	48.535	191.4	18:52.954
9	2:20.152	43.577	47.049	49.526	205.9	21:13.106
10	2:22.166	45.092	47.431	49.643	170.7	23:35.272
11	2:21.363	44.797	48.195	48.371	174.8	25:56.635
12	2:18.509	44.239	46.589	47.681	210.3	28:15.144

53 Philipp BUHOFFER CHE Lola Mk5A						
1	2:14.455					2:14.455
2	2:12.853					4:27.308
3	2:13.329					6:40.637
4	2:12.145					8:52.782
5	2:12.675					11:05.457
6	2:13.848					13:19.305
7	2:14.698					15:34.003
8	2:12.865					17:46.868
9	2:12.623					19:59.491
10	2:13.355					22:12.846
11	2:12.383					24:25.229
12	2:13.423					26:38.652

55 Manfredo ROSSI DI MONTELEA ITA Lotus 22						
1	2:17.353	46.829	44.115	46.409	175.9	2:17.353
2	2:13.015	41.772	45.584	45.659	218.8	4:30.368
3	2:11.502	42.148	44.196	45.158	218.3	6:41.870
4	2:11.674	42.647	43.945	45.082	222.3	8:53.544
5	2:11.644	41.678	43.986	45.980	222.3	11:05.188
6	2:12.939	42.684	44.109	46.146	201.7	13:18.127
7	2:12.445	42.405	44.255	45.785	219.6	15:30.572
8	2:11.643	42.008	44.229	45.406	221.9	17:42.215
9	2:13.789	42.868	44.247	46.674	187.4	19:56.004
10	2:12.678	42.755	44.388	45.535	207.5	22:08.682
11	2:13.513	43.100	44.685	45.728	212.3	24:22.195
12	2:13.088	42.401	44.377	46.310	218.3	26:35.283

56 Joao Paulo CAMPOS COSTA PRt Lola MK 5						
1	2:17.353	46.829	44.115	46.409	175.9	2:17.353
2	2:13.015	41.772	45.584	45.659	218.8	4:30.368
3	2:11.502	42.148	44.196	45.158	218.3	6:41.870
4	2:11.674	42.647	43.945	45.082	222.3	8:53.544
5	2:11.644	41.678	43.986	45.980	222.3	11:05.188
6	2:12.939	42.684	44.109	46.146	201.7	13:18.127
7	2:12.445	42.405	44.255	45.785	219.6	15:30.572
8	2:11.643	42.008	44.229	45.406	221.9	17:42.215
9	2:13.789	42.868	44.247	46.674	187.4	19:56.004
10	2:12.678	42.755	44.388	45.535	207.5	22:08.682
11	2:13.513	43.100	44.685	45.728	212.3	24:22.195
12	2:13.088	42.401	44.377	46.310	218.3	26:35.283

58 Richard SMEETON GBR Wainor 63						
1	3:12.112	47.789	58.834	1:25.489	179.1	3:12.112


58 Richard SMEETON GBR Wainor 63						
1	3:12.112	47.789	58.834	1:25.489	179.1	3:12.112

61 Andrew BEAUMONT GBR Lotus 22						
1	2:19.060	47.125	45.740	46.195	169.6	2:19.060
2	2:14.165	42.693	45.307	46.165	201.7	4:33.225
3	2:13.713	42.590	45.116	46.007	209.5	6:46.938
4	2:13.575	42.359	45.045	46.171	204.7	9:00.513
5	2:13.540	42.245	45.266	46.029	193.1	11:14.053
6	2:13.780	42.601	44.997	46.182	198.0	13:27.833
7	2:14.236	42.619	45.548	46.069	208.7	15:42.069
8	2:15.382	42.565	45.998	46.819	218.3	17:57.451
9	2:14.425	43.219	44.739	46.467	190.4	20:11.876
10	2:14.308	43.158	44.913	46.237	193.5	22:26.184
11	2:13.871	42.523	45.572	45.776	216.6	24:40.055
12	2:22.623	43.948	52.306	46.369	208.3	27:02.678

68 Bruno WEIBEL CHE Lotus 20						
1	2:21.151	48.877	45.707	46.567	176.5	2:21.151
2	2:15.812	43.887	45.331	46.594	189.7	4:36.963
3	2:17.665	44.217	46.000	47.448	184.3	6:54.628
4	2:18.728	45.164	46.169	47.395	175.1	9:13.356
5	2:21.486	45.970	47.924	47.592	164.0	11:34.842
6	2:17.577	44.849	45.570	47.158	180.3	13:52.419
7	2:16.600	44.264	45.540	46.796	192.4	16:09.019
8	2:17.830	44.096	47.014	46.720	193.5	18:26.849
9	2:17.689	44.778	45.795	47.116	172.6	20:44.538
10	2:20.568	44.946	46.291	49.331	177.4	23:05.106
11	2:19.665	45.268	46.425	47.972	174.5	25:24.771
12	2:17.080	44.811	45.590	46.679	178.5	27:41.851

70 John FYDA SCO Brabham BT6						
1	2:16.738	46.000	44.606	46.132	178.5	2:16.738
2	2:14.433	42.368	45.583	46.482	209.9	4:31.171

72 Chris CHILCOTT SCO Brabham BT2						
1	2:20.271	47.187	45.952	47.132	177.1	2:20.271



FIA Lurani Trophy for Formula Junior Cars

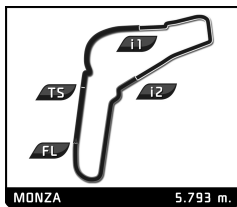
63 Coppa Intereuropa Storica

Race 1

Analysis

Personal Best Session Best B Crossing the finish line in pit lane

Lap	Time	Sector 1	Sector 2	Sector 3	T. Spd	Elapsed	Lap	Time	Sector 1	Sector 2	Sector 3	T. Spd	Elapsed
74 Iain ROWLEY GBR Lola Mk5													
1	2:27.357	51.555	47.582	48.220	153.3	2:27.357							
2	2:20.050	44.717	47.146	48.187	190.1	4:47.407							
3	2:19.182	44.157	46.813	48.212	194.8	7:06.589							
4	2:18.421	43.892	46.314	48.215	195.2	9:25.010							
5	2:19.156	44.349	46.535	48.272	185.5	11:44.166							
6	2:18.745	44.431	46.304	48.010	201.0	14:02.911							
7	2:18.744	44.230	46.269	48.245	199.1	16:21.655							
8	2:18.067	44.170	46.326	47.571	196.2	18:39.722							
9	2:17.747	43.989	45.994	47.764	199.5	20:57.469							
10	2:18.920	44.325	46.398	48.197	199.5	23:16.389							
11	2:17.893	44.289	46.193	47.411	198.4	25:34.282							
12	2:16.677	43.724	45.814	47.139	199.1	27:50.959							
81 Steve FUTTER GBR Lotus 20													
1	2:33.294	54.792	49.842	48.660	148.3	2:33.294							
2	2:22.480	44.542	48.828	49.110	177.9	4:55.774							
3	2:23.391	45.533	48.974	48.884	159.6	7:19.165							
4	2:22.539	44.945	48.687	48.907	161.8	9:41.704							
5	2:23.163	45.441	48.536	49.186	159.6	12:04.867							
6	2:23.578	45.450	48.717	49.411	153.8	14:28.445							
7	2:23.650	45.393	48.120	50.137	173.7	16:52.095							
8	2:23.622	45.392	48.475	49.755	165.7	19:15.717							
9	2:24.591	46.187	48.608	49.796	159.4	21:40.308							
10	2:24.429	45.369	48.899	50.161	167.8	24:04.737							
11	2:27.360	45.806	48.641	52.913	171.5	26:32.097							
12	2:37.392	49.965	53.194	54.233	150.8	29:09.489							
86 Caroline ABBOU ROSSI DI MONTELERA FRA Brabham BT6													
1	2:32.340	52.811	50.265	49.264	179.4	2:32.340							
2	2:20.441	43.771	47.621	49.049	204.4	4:52.781							
3	2:19.013	43.542	47.275	48.196	212.3	7:11.794							
4	2:20.159	43.340	48.415	48.404	217.9	9:31.953							
5	2:20.632	44.357	47.504	48.771	213.6	11:52.585							
6	2:19.611	43.755	47.006	48.850	211.9	14:12.196							
7	2:20.059	43.346	48.140	48.573	214.0	16:32.255							
8	2:21.569	43.447	48.752	49.370	213.2	18:53.824							
9	2:22.347	44.203	47.703	50.441	209.5	21:16.171							
10	2:19.666	44.021	47.034	48.611	213.2	23:35.837							
11	2:21.221	45.106	47.881	48.234	181.5	25:57.058							
12	2:23.756	44.308	48.570	50.878	211.1	28:20.814							
89 Mark PANGBORN GBR Lotus 20B													
1	2:42.241	1:07.865	46.470	47.906	183.6	2:42.241							
2	2:15.236	43.426	45.677	46.133	194.5	4:57.477							
3	2:14.038	42.694	45.303	46.041	192.4	7:11.515							
4	2:13.513	42.275	45.219	46.019	204.4	9:25.028							
5	2:14.852	43.104	45.106	46.642	196.2	11:39.880							
6	2:15.463	43.138	44.994	47.331	195.5	13:55.343							
7	2:14.200	42.214	44.470	47.516	212.3	16:09.543							
8	2:15.110	42.700	46.189	46.221	205.9	18:24.653							
9	2:13.507	42.660	44.548	46.299	204.4	20:38.160							
10	2:14.541	43.449	44.403	46.689	204.0	22:52.701							
11	2:14.278	42.362	44.336	47.580	214.0	25:06.979							
12	2:13.068	42.164	44.634	46.270	217.0	27:20.047							
96 Malcolm WISHART SCO CooperT65													
1	2:46.318	1:00.842	52.138	53.338	161.3	2:46.318							
2	2:32.837	48.635	51.096	53.106	169.6	5:19.155							
3	2:32.245	47.648	51.472	53.125	175.1	7:51.400							
4	2:32.348	48.225	50.615	53.508	170.9	10:23.748							
5	2:32.737	47.555	51.632	53.550	190.7	12:56.485							
6	2:32.261	47.597	51.724	52.940	190.1	15:28.746							
7	2:31.788	48.270	50.670	52.848	166.0	18:00.534							
8	2:34.665	47.968	52.916	53.781	195.9	20:35.199							
9	2:33.373	48.503	51.267	53.603	169.6	23:08.572							
10	2:33.338	47.952	51.781	53.605	196.2	25:41.910							
11	2:31.069	47.400	50.614	53.055	172.6	28:12.979							
118 Erik JUSTESEN DNK U2 Mk2													
1	2:38.782	56.572	50.367	51.843	154.4	2:38.782							
2	2:27.491	47.264	49.598	50.629	185.2	5:06.273							
3	2:27.732	46.822	50.606	50.304	170.1	7:34.005							
4	2:27.129	47.196	49.082	50.851	150.2	10:01.134							
5	2:33.198	47.125	55.399	50.674	175.6	12:34.332							
6	2:26.167	46.777	49.080	50.310	189.1	15:00.499							
7	2:27.367	47.676	48.949	50.742	185.2	17:27.866							
8	2:25.798	46.254	48.959	50.585	189.4	19:53.664							
9	2:26.065	46.652	49.502	49.911	183.3	22:19.729							
10	2:25.637	46.660	48.840	50.137	175.9	24:45.366							
11	2:26.908	46.110	51.176	49.622	191.4	27:12.274							
127 Martin BULLOCK AUS Lotus 27													
1	2:42.446	1:05.136	48.459	48.851	130.8	2:42.446							
2	3:00.816	1:24.509	47.374	48.933	202.1	5:43.262							
3	2:16.380	43.014	45.953	47.413	192.4	7:59.642							
4	2:15.212	42.585	46.195	46.432	198.0	10:14.854							
5	2:14.925	42.229	46.368	46.328	204.4	12:29.779							
6	2:14.886	42.420	45.874	46.592	188.7	14:44.665							
7	2:16.934	42.470	46.486	47.978	197.7	17:01.599							
8	2:14.697	42.627	45.104	46.966	202.8	19:16.296							
9	2:13.133	41.993	45.166	45.974	209.9	21:29.429							
10	2:26.773 B	42.126	46.889	57.758	203.2	23:56.202							



FIA Lurani Trophy for Formula Junior Cars

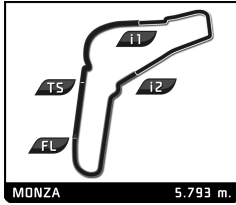
63 Coppa Intereuropa Storica

Race 1

Analysis

■ Personal Best ■ Session Best B Crossing the finish line in pit lane

Lap	Time	Sector 1	Sector 2	Sector 3	T. Spd	Elapsed	Lap	Time	Sector 1	Sector 2	Sector 3	T. Spd	Elapsed
132 Colin NURSEY							GBR						
							Lotus 18						
1	2:46.419	58.542	56.260	51.617	150.0	2:46.419	2	2:26.562	47.004	49.166	50.392	174.5	5:08.825
2	2:29.147	47.385	50.688	51.074	181.8	5:15.566	3	2:25.680	46.466	49.018	50.196	162.0	7:34.505
3	2:28.389	47.339	49.903	51.147	171.8	7:43.955	4	2:27.029	46.963	49.333	50.733	153.8	10:01.534
4	2:29.118	46.999	50.261	51.858	169.9	10:13.073	5	2:24.226	45.903	49.138	49.185	181.8	12:25.760
5	2:29.513	47.314	50.703	51.496	177.6	12:42.586	6	2:22.196	45.573	47.450	49.173	189.7	14:47.956
6	2:31.678	49.759	50.125	51.794	136.4	15:14.264	7	2:22.425	45.545	47.742	49.138	188.7	17:10.381
7	2:30.311	47.846	50.267	52.198	172.0	17:44.575	8	2:52.462 B	46.075	53.872	1:12.515	178.5	20:02.843
8	2:30.087	48.588	50.053	51.446	152.7	20:14.662							
9	2:29.085	47.566	50.335	51.184	170.4	22:43.747							
10	2:30.236	47.050	50.013	53.173	177.1	25:13.983							
11	2:37.140	51.278	50.391	55.471	133.9	27:51.123							
133 Andrea GUARINO							ITA						
							Lotus 22						
1	2:30.067	51.976	49.077	49.014	169.9	2:30.067							
2	2:20.084	43.400	47.913	48.771	208.7	4:50.151							
3	2:19.349	43.926	47.473	47.950	192.4	7:09.500							
4	2:21.317	44.514	48.358	48.445	214.9	9:30.817							
5	2:20.218	44.934	47.059	48.225	219.6	11:51.035							
6	2:20.147	43.648	48.343	48.156	199.5	14:11.182							
7	2:20.323	43.918	47.731	48.674	194.5	16:31.505							
8	2:18.277	43.132	47.049	48.096	203.2	18:49.782							
9	2:25.398	46.607	48.389	50.402	213.6	21:15.180							
10	2:20.813	45.154	47.386	48.273	181.8	23:35.993							
11	2:19.987	44.061	47.407	48.519	189.7	25:55.980							
12	2:18.790	43.894	47.201	47.695	202.5	28:14.770							
161 Gigi Baulino							ITA						
							Lotus 20						
1	2:32.894	52.755	50.069	50.070	163.0	2:32.894							
2	2:22.845	44.453	48.690	49.702	204.7	4:55.739							
3	2:21.456	43.955	47.815	49.686	191.4	7:17.195							
4	2:22.563	44.106	48.406	50.051	198.8	9:39.758							
5	2:21.935	44.342	47.816	49.777	193.5	12:01.693							
6	2:23.603	45.056	48.229	50.318	178.2	14:25.296							
174 Francesco BALDANZA							ITA						
							Lotus 22						
1	2:41.924	57.346	51.254	53.324	159.9	2:41.924							
2	2:28.241	46.879	50.713	50.649	184.6	5:10.165							
3	2:25.721	46.199	49.151	50.371	173.1	7:35.886							
4	2:26.156	46.259	49.114	50.783	172.0	10:02.042							
5	2:26.119	46.685	49.621	49.813	167.3	12:28.161							
6	2:25.147	46.126	48.529	50.492	172.8	14:53.308							
7	2:24.595	46.256	48.316	50.023	187.4	17:17.903							
8	2:24.426	46.114	48.103	50.209	169.6	19:42.329							
9	2:24.936	45.294	49.081	50.561	194.5	22:07.265							
10	2:25.304	46.369	49.018	49.917	202.5	24:32.569							
11	2:28.397	48.652	49.161	50.584	172.8	27:00.966							
177 Richard NITSCHKE							AUS						
							Elfin Catalina						
1	2:42.263	1:00.048	51.638	50.577	142.3	2:42.263							



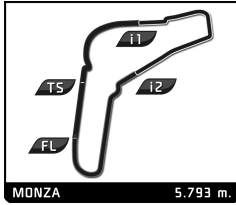
FIA Lurani Thophy for Formula Junior Cars

63 Coppa Intereuropa Storica

Race 2 (25')

Starting Grid

2:55.927 Carlo Maria DEL CONTE	46	- 16 -	73	Noel WOODFORD
2:38.580 Mike GREGORY	49	- 15 -	7	2:48.788 Duncan RABAGLIATI
2:32.905 Malcolm WISHART	96	- 14 -	132	2:33.376 Colin NURSEY
2:30.716 Luc DENEVE	30	- 13 -	19	2:32.708 Anthony OLISSOFF
2:26.488 Francesco BALDANZA	174	- 12 -	118	2:29.603 Erik JUSTESEN
2:24.570 Ian SIMMONS	43	- 11 -	31	2:25.571 John LORD
2:22.186 Gigi BAULINO	161	- 10 -	177	2:22.200 Richard NITSCHKE
2:20.314 Christopher DRAKE	33	- 9 -	86	2:21.767 Caroline ABBOU ROSSI DI MONTELENA
2:18.724 David INNES	50	- 8 -	155	2:19.723 Paolo MARZATICO
2:17.733 Iain ROWLEY	74	- 7 -	62	2:18.118 Tommaso GELMINI
2:16.351 Bruno WEIBEL	68	- 6 -	133	2:17.029 Andrea GUARINO
2:14.585 Mark PANGBORN	89	- 5 -	56	2:15.238 Joao Paulo CAMPOS COSTA
2:14.063 Andrew BEAUMONT	61	- 4 -	127	2:14.124 Martin BULLOCK
2:13.613 Chris CHILCOTT	72	- 3 -	70	2:14.026 John FYDA
2:12.412 Manfredo ROSSI DI MONTELENA	55	- 2 -	189	2:12.880 Bruno FERRARI
		- 1 -	53	2:11.199 Philipp BUHOFER

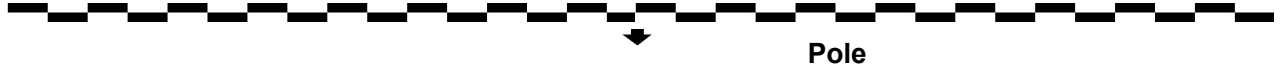


FIA Lurani Trophy for Formula Junior Cars


63 Coppa Intereuropa Storica

Race 2 (25')

Starting Grid



Stewards:	Timekeeper:
-----------	-------------



FIA Lurani Thophy for Formula Junior Cars

63 Coppa Intereuropa Storica

Race 2 (25')

Final Classification

Drivers	Nat	Team	Vehicle	Class	Laps	Total Time	Gap	Kph	Best Lap	
									Lap	Time Kph
1 53 Philipp BUHOFER	CHE		Lola Mk5A	E1	12	26:34.861	-	156.9	4	2:11.599 158.5
2 55 Manfred ROSSI DI MONTELEA	ITA		Lotus 22	E1	12	26:38.308	+3.447	156.6	7	2:11.953 158.0
3 89 Mark PANGBORN	GBR		Lotus 20B	E1	12	26:39.087	+4.226	156.5	6	2:12.389 157.5
4 127 Martin BULLOCK	AUS		Lotus 27	E1	12	26:55.162	+20.301	154.9	9	2:13.385 156.4
5 61 Andrew BEAUMONT	GBR		Lotus 22	E1	12	26:59.169	+24.308	154.6	11	2:13.819 155.8
6 189 Bruno FERRARI	ITA		Branca FJ	E1	12	27:00.985	+26.124	154.4	10	2:13.643 156.0
7 56 Joao Paulo CAMPOS COSTA	PRT		Lola MK 5	E1	12	27:01.898	+27.037	154.3	12	2:13.583 156.1
8 62 Tommaso GELMINI	ITA		Branca FJ	E1	12	27:17.717	+42.856	152.8	5	2:14.205 155.4
9 68 Bruno WEIBEL	CHE		Lotus 20	D2	12	27:43.746	+1:08.885	150.4	3	2:17.461 151.7
10 74 Iain ROWLEY	GBR		Lola Mk5	E1	12	27:43.791	+1:08.930	150.4	11	2:17.659 151.5
11 86 Caroline ABOU ROSSI DI MONTELEA	FRA		Brabham BT6	E1	12	28:14.187	+1:39.326	147.7	6	2:19.654 149.3
12 73 Noel WOODFORD	NZL		Gemini Mk 3A	D2	12	28:21.077	+1:46.216	147.1	12	2:19.168 149.9
13 33 Christopher DRAKE	GBR		Terrier Mk 4 Series 1	B2	12	28:22.529	+1:47.668	147.0	12	2:19.723 149.3
14 43 Ian SIMMONS	GBR		Envoy MK1	C2	11	26:49.117	1 Lap	142.6	2	2:24.627 144.2
15 31 John LORD	GBR		Lotus 18	C2	11	27:17.833	1 Lap	140.1	3	2:27.138 141.7
16 174 Francesco BALDANZA	ITA		Lotus 22	E1	11	27:29.594	1 Lap	139.1	7	2:26.189 142.7
17 30 Luc DENEVE	GBR		Lotus 18	C1	11	27:53.537	1 Lap	137.1	11	2:29.686 139.3
18 96 Malcolm WISHART	SCO		CooperT65	E2	11	27:57.950	1 Lap	136.7	9	2:29.975 139.1
19 132 Colin NURSEY	GBR		Lotus 18	C2	11	28:10.516	1 Lap	135.7	6	2:30.712 138.4
20 19 Anthony OLISSOFF	NZL		Elfin Mk1	B1	11	28:40.955	1 Lap	133.3	4	2:32.975 136.3
21 49 Mike GREGORY	GBR		De Tomaso ISIS	C2	11	28:44.939	1 Lap	133.0	8	2:32.478 136.8
22 46 Carlo Maria DEL CONTE	ITA		WainerFJ	C2	10	28:25.533	2 Laps	122.3	4	2:47.474 124.5
23 7 Duncan RABAGLIATI	GBR		Alexis HF1	B2	10	28:32.810	2 Laps	121.8	2	2:47.849 124.2
24 161 Gigi BAULINO	ITA		Lotus 20	E1	9	21:59.398	3 Laps	142.3	6	2:21.138 147.8
25 133 Andrea GUARINO	ITA		Lotus 22	E1	9	22:01.274	3 Laps	142.1	8	2:17.636 151.5
26 72 Chris CHILCOTT	SCO		Brabham BT2	INV	6	14:00.790	6 Laps	148.8	5	2:15.424 154.0
27 155 Paolo MARZATICO	ITA		Branca FJ	INV	4	9:12.672	8 Laps	150.9	4	2:16.033 153.3
28 118 Erik JUSTESEN	DNK		U2 Mk2	B2	2	4:59.962	10 Laps	139.0	2	2:26.158 142.7
29 50 David INNES	RSA		Lotus 27	E1						
30 70 John FYDA	SCO		Brabham BT6	E1						
31 177 Richard NITSCHKE	AUS		Elfin Catalina	E1						

Pole Position

P. BUHOFER

2:11.199

Fastest Lap

Lap 4

Philipp BUHOFER

2:11.599


158.5 Kph

Published at:

Track Status: **DRY**

Stewards:	Timekeeper:
-----------	-------------





FIA Lurani Thophy for Formula Junior Cars

63 Coppa Intereuropa Storica

Race 2

Final Classification by Class


Nr. Driver	Nat	Team	Car	Laps	Total Time	Gap	Kph	Best Lap			
								Lap	Time	Kph	
B1											
1	19	Anthony OLISOFF	NZL	Elfin Mk1	11	28:40.955	133.3	4	2:32.975	136.3	
B2											
1	33	Christopher DRAKE	GBR	Terrier Mk 4 Series 1	12	28:22.529	147.0	12	2:19.723	149.3	
2	7	Duncan RABAGLIATI	GBR	Alexis HF1	10	28:32.810	2 Laps	121.8	2	2:47.849	124.2
3	118	Erik JUSTESEN	DNK	U2 Mk2	2	4:59.962	10 Laps	139.0	2	2:26.158	142.7
C1											
1	30	Luc DENEVE	GBR	Lotus 18	11	27:53.537	137.1	11	2:29.686	139.3	
C2											
1	43	Ian SIMMONS	GBR	Envoy MK1	11	26:49.117	142.6	2	2:24.627	144.2	
2	31	John LORD	GBR	Lotus 18	11	27:17.833	+28.716	140.1	3	2:27.138	141.7
3	132	Colin NURSEY	GBR	Lotus 18	11	28:10.516	+1'21.399	135.7	6	2:30.712	138.4
4	49	Mike GREGORY	GBR	De Tomaso ISIS	11	28:44.939	+1'55.822	133.0	8	2:32.478	136.8
5	46	Carlo Maria DEL CONTE	ITA	WainerFJ	10	28:25.533	1 Laps	122.3	4	2:47.474	124.5
D2											
1	68	Bruno WEIBEL	CHE	Lotus 20	12	27:43.746	150.4	3	2:17.461	151.7	
2	73	Noel WOODFORD	NZL	Gemini Mk 3A	12	28:21.077	+37.331	147.1	12	2:19.168	149.9
E1											
1	53	Philipp BUHOFER	CHE	Lola Mk5A	12	26:34.861	156.9	4	2:11.599	158.5	
2	55	Manfredo ROSSI DI MONTELEA	ITA	Lotus 22	12	26:38.308	+3.447	156.6	7	2:11.953	158.0
3	89	Mark PANGBORN	GBR	Lotus 20B	12	26:39.087	+4.226	156.5	6	2:12.389	157.5
4	127	Martin BULLOCK	AUS	Lotus 27	12	26:55.162	+20.301	154.9	9	2:13.385	156.4
5	61	Andrew BEAUMONT	GBR	Lotus 22	12	26:59.169	+24.308	154.6	11	2:13.819	155.8
6	189	Bruno FERRARI	ITA	Branca FJ	12	27:00.985	+26.124	154.4	10	2:13.643	156.0
7	56	Joao Paulo CAMPOS COSTA	PRT	Lola MK 5	12	27:01.898	+27.037	154.3	12	2:13.583	156.1
8	62	Tommaso GELMINI	ITA	Branca FJ	12	27:17.717	+42.856	152.8	5	2:14.205	155.4
9	74	Iain ROWLEY	GBR	Lola Mk5	12	27:43.791	+1'08.930	150.4	11	2:17.659	151.5
10	86	Caroline ABBOU ROSSI DI MONTELEA	FRA	Brabham BT6	12	28:14.187	+1'39.326	147.7	6	2:19.654	149.3
11	174	Francesco BALDANZA	ITA	Lotus 22	11	27:29.594	1 Laps	139.1	7	2:26.189	142.7
12	161	Gigi BAULINO	ITA	Lotus 20	9	21:59.398	3 Laps	142.3	6	2:21.138	147.8
13	133	Andrea GUARINO	ITA	Lotus 22	9	22:01.274	3 Laps	142.1	8	2:17.636	151.5
14	50	David INNES	RSA	Lotus 27							
15	70	John FYDA	SCO	Brabham BT6							
16	177	Richard NITSCHKE	AUS	Elfin Catalina							
E2											
1	96	Malcolm WISHART	SCO	CooperT65	11	27:57.950	136.7	9	2:29.975	139.1	
INV											
1	72	Chris CHILCOTT	SCO	Brabham BT2	6	14:00.790	148.8	5	2:15.424	154.0	
2	155	Paolo MARZATICO	ITA	Branca FJ	4	9:12.672	2 Laps	150.9	4	2:16.033	153.3

Published at:

Track Status: **DRY**

Stewards:	Timekeeper:
-----------	-------------





FIA Lurani Thophy for Formula Junior Cars

63 Coppa Intereuropa Storica

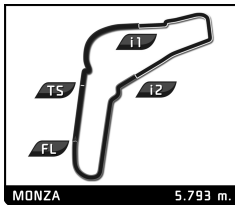
Race 2

Lap Chart

LAP

Nr	Pos	Grid	1	2	3	4	5	6	7	8	9	10	11	12
53	1	53	55	53	55	53	53	53	53	53	53	53	53	53
55	2	55	53	55	53	55	55	55	55	55	55	55	55	55
189	3	189	89	89	89	89	89	89	89	89	89	89	89	89
72	4	72	189	189	189	189	127	127	127	127	127	127	127	127
70	5	70	72	127	127	127	61	189	61	189	61	189	61	61
61	6	61	127	61	61	61	189	61	189	61	189	61	189	189
127	7	127	61	72	72	56	56	56	56	56	56	56	56	56
89	8	89	56	56	56	72	72	62	62	62	62	62	62	62
56	9	56	68	155	62	62	62	74	68	68	74	74	68	68
68	10	68	155	62	155	155	74	68	74	74	68	68	74	74
133	11	133	74	68	68	68	68	133	133	133	86	86	86	86
74	12	74	62	74	74	74	133	72	86	86	73	73	73	73
62	13	62	133	133	133	133	86	86	33	33	33	33	33	33
50	14	50	33	86	86	86	33	33	73	73	43	43	43	43
155	15	155	86	33	33	33	73	73	161	161	161	31	31	31
33	16	33	161	161	161	73	161	161	43	43	133	174	174	174
86	17	86	43	73	73	161	43	43	31	31	31	30	30	30
161	18	161	118	43	43	43	31	31	174	174	174	96	96	96
177	19	177	31	118	31	31	174	174	30	30	30	132	132	132
43	20	43	73	31	132	174	30	30	96	96	96	19	19	19
31	21	31	30	132	30	132	132	132	132	132	132	49	49	49
174	22	174	132	30	96	30	96	96	19	19	19	46	46	46
118	23	118	96	96	174	96	19	19	49	49	49	7	7	7
30	24	30	174	174	19	19	49	49	46	46	46			
19	25	19	49	49	49	49	7	46	7	7	7			
96	26	96	19	19	7	7	46	7						
132	27	132	7	7	46	46								
49	28	49	46	46										
7	29	7												
46	30	46												
73	31	73												





FIA Lurani Trophy for Formula Junior Cars

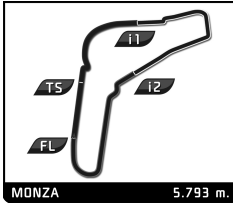
63 Coppa Intereuropa Storica

Race 2

Best Sector Times

SECTOR 1			SECTOR 2			SECTOR 3			Pos	Driver	Ideal Lap	Best Lap
Pos	Driver	Time	Driver	Time	Driver	Time						
1	53 P.BUHOFFER	41.579	53 P.BUHOFFER	44.239	55 <small>N.ROSSI DI MONTELERA</small>	45.316	1	53 P.BUHOFFER	2:11.328	2:11.599	(1)	
2	189 B.FERRARI	41.598	55 <small>M.ROSSI DI MONTELERA</small>	44.273	89 M.PANGBORN	45.372	2	55 M.ROSSI DI MONTELERA	2:11.470	2:11.953	(2)	
3	89 M.PANGBORN	41.655	89 M.PANGBORN	44.470	53 P.BUHOFFER	45.510	3	89 M.PANGBORN	2:11.497	2:12.389	(3)	
4	55 <small>M.ROSSI DI MONTELERA</small>	41.881	189 B.FERRARI	44.874	62 T.GELMINI	45.939	4	189 B.FERRARI	2:12.592	2:13.643	(6)	
5	127 M.BULLOCK	42.000	56 <small>J.CAMPOS COSTA</small>	44.934	127 M.BULLOCK	45.957	5	127 M.BULLOCK	2:12.954	2:13.385	(4)	
6	61 A.BEAUMONT	42.194	127 M.BULLOCK	44.997	61 A.BEAUMONT	45.958	6	61 A.BEAUMONT	2:13.261	2:13.819	(7)	
7	56 <small>J.CAMPOS COSTA</small>	42.291	62 T.GELMINI	45.054	189 B.FERRARI	46.120	7	56 J.CAMPOS COSTA	2:13.478	2:13.583	(5)	
8	62 T.GELMINI	42.922	61 A.BEAUMONT	45.109	72 C.CHILCOTT	46.253	8	62 T.GELMINI	2:13.915	2:14.205	(8)	
9	72 C.CHILCOTT	43.200	68 B.WEIBEL	45.562	56 <small>J.CAMPOS COSTA</small>	46.253	9	72 C.CHILCOTT	2:15.225	2:15.424	(9)	
10	155 P.MARZATICO	43.263	72 C.CHILCOTT	45.772	68 B.WEIBEL	46.398	10	68 B.WEIBEL	2:15.999	2:17.461	(11)	
11	73 N.WOODFORD	43.543	155 P.MARZATICO	45.869	155 P.MARZATICO	46.889	11	155 P.MARZATICO	2:16.021	2:16.033	(10)	
12	86 <small>C.ABBOU ROSSI DI MONTELERA</small>	43.638	74 I.ROWLEY	45.910	74 I.ROWLEY	47.259	12	74 I.ROWLEY	2:17.149	2:17.659	(13)	
13	133 A.GUARINO	43.713	133 A.GUARINO	46.220	133 A.GUARINO	47.336	13	133 A.GUARINO	2:17.269	2:17.636	(12)	
14	74 I.ROWLEY	43.980	86 <small>C.ABBOU ROSSI DI MONTELERA</small>	46.790	73 N.WOODFORD	47.456	14	73 N.WOODFORD	2:17.861	2:19.168	(14)	
15	68 B.WEIBEL	44.039	33 C.DRAKE	46.845	33 C.DRAKE	47.771	15	86 C.ABBOU ROSSI DI MONTE	2:18.878	2:19.654	(15)	
16	161 G.BAULINO	44.130	73 N.WOODFORD	46.862	86 <small>C.ABBOU ROSSI DI MONTELERA</small>	48.450	16	33 C.DRAKE	2:19.493	2:19.723	(16)	
17	33 C.DRAKE	44.877	161 G.BAULINO	47.477	161 G.BAULINO	48.776	17	161 G.BAULINO	2:20.383	2:21.138	(17)	
18	43 I.SIMMONS	45.417	43 I.SIMMONS	48.383	118 E.JUSTESEN	49.936	18	43 I.SIMMONS	2:24.059	2:24.627	(18)	
19	174 F.BALDANZA	46.185	118 E.JUSTESEN	48.805	43 I.SIMMONS	50.259	19	118 E.JUSTESEN	2:25.565	2:26.158	(19)	
20	31 J.LORD	46.717	174 F.BALDANZA	48.986	174 F.BALDANZA	50.446	20	174 F.BALDANZA	2:25.617	2:26.189	(20)	
21	118 E.JUSTESEN	46.824	31 J.LORD	49.173	31 J.LORD	50.684	21	31 J.LORD	2:26.574	2:27.138	(21)	
22	30 L.DENEVE	47.077	96 M.WISHART	50.043	30 L.DENEVE	50.849	22	30 L.DENEVE	2:28.147	2:29.686	(22)	
23	96 M.WISHART	47.492	132 C.NURSEY	50.140	132 C.NURSEY	51.563	23	96 M.WISHART	2:29.257	2:29.975	(23)	
24	49 M.GREGORY	48.193	30 L.DENEVE	50.221	96 M.WISHART	51.722	24	132 C.NURSEY	2:30.341	2:30.712	(24)	
25	132 C.NURSEY	48.638	19 A.OLISSOFF	50.794	19 A.OLISSOFF	51.816	25	49 M.GREGORY	2:31.180	2:32.478	(25)	
26	19 A.OLISSOFF	49.656	49 M.GREGORY	50.889	49 M.GREGORY	52.098	26	19 A.OLISSOFF	2:32.266	2:32.975	(26)	
27	46 C.DEL CONTE	53.569	7 D.RABAGLIATI	55.459	46 C.DEL CONTE	56.811	27	46 C.DEL CONTE	2:46.653	2:47.474	(27)	
28	7 D.RABAGLIATI	54.356	46 C.DEL CONTE	56.273	7 D.RABAGLIATI	57.017	28	7 D.RABAGLIATI	2:46.832	2:47.849	(28)	





FIA Lurani Thophy for Formula Junior Cars


63 Coppa Intereuropa Storica

Race 2

Best Top Speeds

Driver	Team	Top 1		Top 2		Top 3		Top 4		Top 5		Avg	
		Kph	Lap	Kph	Lap	Kph	Lap	Kph	Lap	Kph	Lap		
55	Manfredo ROSSI DI MONTELEI	E1	223.2	5	220.5	9	218.3	3	217.9	11	217.4	6	219,5
53	Philipp BUHOFER	E1	221.4	4	216.1	10	215.7	5	215.7	9	215.3	2	216,8
189	Bruno FERRARI	E1	220.1	10	219.6	3	218.3	12	217.9	4	216.6	5	218,5
56	Joao Paulo CAMPOS COSTA	E1	219.2	10	218.8	6	216.1	5	215.7	4	215.3	7	217,0
61	Andrew BEAUMONT	E1	218.3	7	209.9	9	207.1	8	207.1	12	205.1	3	209,5
127	Martin BULLOCK	E1	216.6	3	207.5	8	206.3	2	205.5	11	204.7	5	208,1
133	Andrea GUARINO	E1	215.3	4	213.6	6	213.6	8	212.8	9	212.3	7	213,5
72	Chris CHILCOTT	INV	212.3	4	211.5	6	201.0	2	199.9	3	198.0	5	204,5
89	Mark PANGBORN	E1	210.7	4	209.5	9	208.3	6	207.5	8	206.3	3	208,5
86	Caroline ABBOU ROSSI DI MO	E1	210.3	4	209.9	3	209.5	7	209.5	6	209.5	8	209,7
174	Francesco BALDANZA	E1	208.7	10	192.4	7	190.4	11	187.8	4	180.3	5	191,9
62	Tommaso GELMINI	E1	207.9	6	202.1	7	201.3	3	199.9	11	199.9	9	202,2
155	Paolo MARZATICO	INV	204.4	3	186.8	2	185.2	4	183.3	1			189,9
74	Iain ROWLEY	E1	204.4	8	195.9	7	194.5	4	193.5	2	192.8	6	196,2
161	Gigi BAULINO	E1	203.6	5	203.2	3	200.2	7	196.2	8	193.5	6	199,3
33	Christopher DRAKE	B2	201.7	5	199.5	7	198.4	8	197.0	6	196.6	3	198,6
68	Bruno WEIBEL	D2	194.8	2	187.8	5	185.5	6	185.5	8	184.3	10	187,6
73	Noel WOODFORD	D2	186.5	12	184.6	8	183.6	3	183.6	10	183.3	11	184,3
30	Luc DENEVE	C1	183.3	8	183.0	6	182.1	5	179.7	9	179.4	2	181,5
43	Ian SIMMONS	C2	181.2	7	180.6	10	178.8	3	178.2	11	177.1	2	179,2
96	Malcolm WISHART	E2	177.6	9	176.5	10	173.1	5	170.1	2	168.0	4	173,1
118	Erik JUSTESEN	B2	176.8	2	165.7	1							171,3
132	Colin NURSEY	C2	176.2	4	174.8	2	174.5	10	172.0	9	169.6	5	173,4
19	Anthony OLISOFF	B1	175.9	3	172.0	11	171.2	6	170.4	2	170.1	4	171,9
31	John LORD	C2	174.2	8	172.3	7	171.5	4	169.1	6	168.6	11	171,1
49	Mike GREGORY	C2	171.8	10	168.3	9	167.5	11	166.7	7	166.7	5	168,2
7	Duncan RABAGLIATI	B2	163.0	8	162.5	2	160.1	10	158.9	4	157.6	3	160,4
46	Carlo Maria DEL CONTE	C2	161.5	4	161.3	8	160.1	6	159.6	2	159.2	3	160,3
70	John FYDA	E1											
50	David INNES	E1											
177	Richard NITSCHKE	E1											





FIA Lurani Trophy for Formula Junior Cars


63 Coppa Intereuropa Storica

Race 2

Leader Sequence

Nr	Driver	Team	Car	Start	End	Laps	Total Laps
B1							
19	Anthony OLISSOFF		Elfin Mk1	1	11	11	11
B2							
33	Christopher DRAKE		Terrier Mk 4 Series 1	1	12	12	12
C1							
30	Luc DENEVE		Lotus 18	1	11	11	11
C2							
43	Ian SIMMONS		Envoy MK1	1	11	11	11
D2							
68	Bruno WEIBEL		Lotus 20	1	12	12	12
E1							
55	Manfredo ROSSI DI MONTELERA		Lotus 22	1	1	1	1
53	Philipp BUHOFER		Lola Mk5A	2	2	1	1
55	Manfredo ROSSI DI MONTELERA		Lotus 22	3	3	1	2
53	Philipp BUHOFER		Lola Mk5A	4	12	9	10
E2							
96	Malcolm WISHART		CooperT65	1	11	11	11
INV							
72	Chris CHILCOTT		Brabham BT2	1	6	6	6





FIA Lurani Thophy for Formula Junior Cars


63 Coppa Intereuropa Storica

Race 2

Fastest Lap Sequence

Practice Time	Driver	Team	Car	Class	Time	Kph	Lap
4:28.903	53 Philipp BUHOFER		Lola Mk5A	E1	2:13.382	156.4	2
4:29.946	89 Mark PANGBORN		Lotus 20B	E1	2:12.742	157.1	2
6:41.422	55 <small>Manfredo ROSSI DI MONTELENA</small>		Lotus 22	E1	2:12.359	157.6	3
8:53.270	53 Philipp BUHOFER		Lola Mk5A	E1	2:11.599	158.5	4





FIA Lurani Thophy for Formula Junior Cars

63 Coppa Intereuropa Storica

Race 2

Analysis by lap

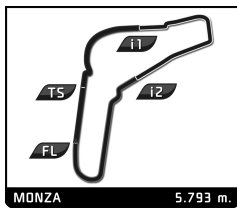
 Lapped

Nr	Lap Time	Gap	Nr	Lap Time	Gap	Nr	Lap Time	Gap	Nr	Lap Time	Gap	Nr	Lap Time	Gap
30	2:32.119	1 Lap												
68	2:17.498	1:02.984												
74	2:17.659	1:03.027												
96	2:31.669	1 Lap												
46	2:50.792	2 Laps												
132	2:33.734	1 Lap												
7	2:49.240	2 Laps												
86	2:20.903	1:31.699												
73	2:21.885	1:39.471												
33	2:21.829	1:40.368												
19	2:33.162	1 Lap												
49	2:36.143	1 Lap												

Lap 12

53	2:12.423	
55	2:12.399	3.447
89	2:12.485	4.226
43	2:25.921	1 Lap
127	2:13.417	20.301
61	2:13.885	24.308
189	2:14.494	26.124
56	2:13.583	27.037
62	2:16.318	42.856
31	2:27.771	1 Lap
174	2:26.570	1 Lap
68	2:18.324	1:08.885
74	2:18.326	1:08.930
30	2:29.686	1 Lap
96	2:30.723	1 Lap
132	2:33.859	1 Lap
86	2:20.050	1:39.326
73	2:19.168	1:46.216
33	2:19.723	1:47.668
46	2:49.937	2 Laps
7	2:48.178	2 Laps
19	2:33.425	1 Lap
49	2:33.590	1 Lap





FIA Lurani Thophy for Formula Junior Cars

63 Coppa Intereuropa Storica

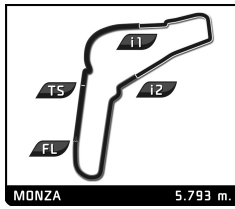
Race 2

Analysis

Personal Best Session Best B Crossing the finish line in pit lane

Lap	Time	Sector 1	Sector 2	Sector 3	T. Spd	Elapsed	Lap	Time	Sector 1	Sector 2	Sector 3	T. Spd	Elapsed
7 Duncan RABAGLIATI GBR Alexis HF1							33 Christopher DRAKE GBR Terrier Mk 4 Series 1						
1	2:56.619	1:03.518	55.826	57.275	124.0	2:56.619	1	2:28.249	50.892	49.483	47.874	166.5	2:28.249
2	2:47.849	54.732	56.100	57.017	162.5	5:44.468	2	2:22.633	45.112	49.118	48.403	182.7	4:50.882
3	2:50.930	55.151	58.587	57.192	157.6	8:35.398	3	2:23.685	44.877	50.403	48.405	196.6	7:14.567
4	2:49.075	55.158	56.799	57.118	158.9	11:24.473	4	2:20.895	45.343	47.445	48.107	180.3	9:35.462
5	2:49.824	54.356	57.551	57.917	157.1	14:14.297	5	2:21.205	45.030	47.678	48.497	201.7	11:56.667
6	2:56.249	55.372	1:00.251	1:00.626	155.8	17:10.546	6	2:20.781	45.145	47.290	48.346	197.0	14:17.448
7	2:56.296	59.443	57.472	59.381	142.5	20:06.842	7	2:21.011	45.553	47.341	48.117	199.5	16:38.459
8	2:48.550	55.261	56.036	57.253	163.0	22:55.392	8	2:20.269	44.961	47.537	47.771	198.4	18:58.728
9	2:49.240	54.886	56.856	57.498	156.7	25:44.632	9	2:21.802	45.471	47.638	48.693	191.4	21:20.530
10	2:48.178	55.428	55.459	57.291	160.1	28:32.810	10	2:20.447	45.186	47.053	48.208	181.8	23:40.977
19 Anthony OLISOFF NZL Elfin Mk1							43 Ian SIMMONS GBR Envoy MK1						
1	2:51.792	1:06.936	52.107	52.749	130.8	2:51.792	1	2:33.021	53.489	49.091	50.441	161.1	2:33.021
2	2:36.096	50.079	53.940	52.077	170.4	5:27.888	2	2:24.627	45.417	48.383	50.827	177.1	4:57.648
3	2:35.152	49.656	52.371	53.125	175.9	8:03.040	3	2:25.191	45.822	48.668	50.701	178.8	7:22.839
4	2:32.975	50.055	50.943	51.977	170.1	10:36.015	4	2:24.833	45.561	49.013	50.259	173.7	9:47.672
5	2:34.873	51.033	52.024	51.816	167.0	13:10.888	5	2:26.304	46.015	49.168	51.121	170.4	12:13.976
6	2:34.830	50.295	52.439	52.096	171.2	15:45.718	6	2:26.226	46.502	49.079	50.645	175.1	14:40.202
7	2:39.927	55.711	51.615	52.601	145.0	18:25.645	7	2:25.225	45.982	48.544	50.699	181.2	17:05.427
8	2:34.694	50.670	52.118	51.906	165.7	21:00.339	8	2:25.378	45.941	48.477	50.960	171.8	19:30.805
9	2:34.029	50.569	50.794	52.666	167.8	23:34.368	9	2:26.351	46.153	48.913	51.285	174.8	21:57.156
10	2:33.162	49.935	51.052	52.175	168.8	26:07.530	10	2:26.040	46.023	49.085	50.932	180.6	24:23.196
11	2:33.425	49.828	51.086	52.511	172.0	28:40.955	11	2:25.921	46.269	48.465	51.187	178.2	26:49.117
30 Luc DENEVE GBR Lotus 18							46 Carlo Maria DEL CONTE ITA WainerFJ						
1	2:38.277	55.545	51.214	51.518	148.1	2:38.277	1	2:59.563	1:05.036	57.071	57.456	114.6	2:59.563
2	2:33.610	49.401	51.805	52.404	179.4	5:11.887	2	2:49.236	53.636	57.364	58.236	159.6	5:48.799
3	2:32.078	49.768	50.708	51.602	155.8	7:43.965	3	2:49.347	54.317	57.679	57.351	159.2	8:38.146
4	2:32.503	49.523	52.131	50.849	171.8	10:16.468	4	2:47.474	53.998	56.665	56.811	161.5	11:25.620
5	2:29.813	47.077	50.801	51.935	182.1	12:46.281	5	2:48.954	53.569	57.977	57.408	153.6	14:14.574
6	2:32.170	48.840	51.605	51.725	183.0	15:18.451	6	2:47.597	53.695	56.273	57.629	160.1	17:02.171
7	2:31.323	48.663	50.928	51.732	174.0	17:49.774	7	2:52.142	56.405	57.647	58.090	148.3	19:54.313
8	2:30.645	48.229	50.654	51.762	183.3	20:20.419	8	2:50.491	54.396	57.256	58.839	161.3	22:44.804
9	2:31.313	48.121	50.482	52.710	179.7	22:51.732	9	2:50.792	55.089	57.808	57.895	154.7	25:35.596
10	2:32.119	48.706	51.536	51.877	176.8	25:23.851	10	2:49.937	55.241	57.136	57.560	141.0	28:25.533
11	2:29.686	48.247	50.221	51.218	175.4	27:53.537							
31 John LORD GBR Lotus 18							49 Mike GREGORY GBR De Tomaso ISIS						
1	2:36.280	54.624	49.793	51.863	151.6	2:36.280	1	2:47.771	59.852	53.294	54.625	132.1	2:47.771
2	2:27.402	46.785	49.446	51.171	161.8	5:03.682	2	2:37.124	50.444	52.430	54.250	150.4	5:24.895
3	2:27.138	46.717	49.173	51.248	163.7	7:30.820	3	2:39.088	50.132	54.059	54.897	151.8	8:03.983
4	2:28.183	46.877	49.725	51.581	171.5	9:59.003	4	2:36.992	50.053	53.643	53.296	152.5	10:40.975
5	2:29.715	47.704	50.151	51.860	153.1	12:28.718	5	2:34.107	48.992	51.421	53.694	166.7	13:15.082
6	2:27.772	47.193	49.557	51.022	169.1	14:56.490	6	2:39.170	50.996	53.072	55.102	162.8	15:54.252
7	2:28.218	46.953	49.751	51.514	172.3	17:24.708	7	2:34.602	50.377	51.502	52.723	166.7	18:28.854
8	2:27.865	46.926	49.740	51.199	174.2	19:52.573	8	2:32.478	49.491	50.889	52.098	161.1	21:01.332
9	2:29.275	47.724	50.867	50.684	165.0	22:21.848	9	2:33.874	49.840	51.291	52.743	168.3	23:35.206
10	2:28.214	47.245	49.655	51.314	167.8	24:50.062	10	2:36.143	49.014	54.348	52.781	171.8	26:11.349
11	2:27.771	46.899	49.695	51.177	168.6	27:17.833	11	2:33.590	48.193	51.150	54.247	167.5	28:44.939





FIA Lurani Trophy for Formula Junior Cars

63 Coppa Intereuropa Storica

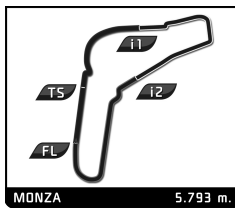
Race 2

Analysis

Personal Best Session Best B Crossing the finish line in pit lane

Lap	Time	Sector 1	Sector 2	Sector 3	T. Spd	Elapsed	Lap	Time	Sector 1	Sector 2	Sector 3	T. Spd	Elapsed
53 Philipp BUHOFFER							CHE						
							Lola Mk5A						
1	2:15.521	43.829	44.928	46.764	177.1	2:15.521	9	2:14.316	42.594	45.495	46.227	209.9	20:17.312
2	2:13.382	42.424	44.353	46.605	215.3	4:28.903	10	2:14.153	42.817	45.242	46.094	204.7	22:31.465
3	2:12.768	42.477	44.748	45.543	211.1	6:41.671	11	2:13.819	42.386	45.109	46.324	204.0	24:45.284
4	2:11.599	41.579	44.371	45.649	221.4	8:53.270	12	2:13.885	42.599	45.328	45.958	207.1	26:59.169
5	2:14.270	42.239	44.984	47.047	215.7	11:07.540							
6	2:12.228	42.052	44.239	45.937	205.1	13:19.768							
7	2:12.034	42.024	44.263	45.747	208.7	15:31.802							
8	2:13.557	41.942	45.151	46.464	213.2	17:45.359							
9	2:12.704	42.108	45.086	45.510	215.7	19:58.063							
10	2:11.771	41.678	44.259	45.834	216.1	22:09.834							
11	2:12.604	41.902	44.497	46.205	207.5	24:22.438							
12	2:12.423	41.751	44.585	46.087	208.7	26:34.861							
55 Manfredo ROSSI DI MONTELERA							ITA						
							Lotus 22						
1	2:15.447	44.586	44.567	46.294	177.6	2:15.447							
2	2:13.616	42.986	44.305	46.325	191.1	4:29.063							
3	2:12.359	42.046	44.616	45.697	218.3	6:41.422							
4	2:12.692	42.835	44.273	45.584	203.2	8:54.114							
5	2:13.936	42.011	44.909	47.016	223.2	11:08.050							
6	2:12.173	42.101	44.462	45.610	217.4	13:20.223							
7	2:11.953	41.881	44.756	45.316	211.5	15:32.176							
8	2:14.197	42.042	45.024	47.131	209.1	17:46.373							
9	2:12.740	42.107	45.033	45.600	220.5	19:59.113							
10	2:13.698	42.251	45.840	45.607	215.7	22:12.811							
11	2:13.098	42.325	45.058	45.715	217.9	24:25.909							
12	2:12.399	42.282	44.478	45.639	217.0	26:38.308							
56 Joao Paulo CAMPOS COSTA							PRT						
							Lola MK 5						
1	2:20.919	48.025	46.027	46.867	161.3	2:20.919							
2	2:15.360	42.589	46.001	46.770	188.1	4:36.279							
3	2:15.957	43.557	45.903	46.497	189.1	6:52.236							
4	2:14.852	43.333	45.160	46.359	215.7	9:07.088							
5	2:14.631	42.560	45.082	46.989	216.1	11:21.719							
6	2:14.324	42.363	45.545	46.416	218.8	13:36.043							
7	2:14.354	42.456	45.393	46.505	215.3	15:50.397							
8	2:14.402	42.996	44.961	46.445	191.1	18:04.799							
9	2:14.002	42.512	44.967	46.523	214.0	20:18.801							
10	2:15.287	42.291	44.934	48.062	219.2	22:34.088							
11	2:14.227	42.302	45.315	46.610	212.8	24:48.315							
12	2:13.583	42.376	44.954	46.253	214.9	27:01.898							
62 Tommaso GELMINI							ITA						
							Branca FJ						
1	2:24.896	50.312	48.010	46.574	174.8	2:24.896							
2	2:15.417	43.497	45.496	46.424	187.8	4:40.313							
3	2:15.167	43.141	45.522	46.504	201.3	6:55.480							
4	2:14.885	43.291	45.209	46.385	188.1	9:10.365							
5	2:14.205	43.212	45.054	45.939	194.5	11:24.570							
6	2:15.896	42.922	46.826	46.148	207.9	13:40.466							
7	2:15.468	43.430	45.398	46.640	202.1	15:55.934							
8	2:15.492	43.503	45.406	46.583	196.2	18:11.426							
9	2:16.230	43.578	45.243	47.409	199.9	20:27.656							
10	2:16.996	43.900	46.139	46.957	195.2	22:44.652							
11	2:16.747	43.954	45.538	47.255	199.9	25:01.399							
12	2:16.318	43.997	45.544	46.777	199.1	27:17.717							
68 Bruno WEIBEL							CHE						
							Lotus 20						
1	2:22.217	48.598	46.865	46.754	175.6	2:22.217							
2	2:18.760	44.406	46.915	47.439	194.8	4:40.977							
3	2:17.461	44.369	46.061	47.031	177.1	6:58.438							
4	2:18.163	44.974	45.996	47.193	172.3	9:16.601							
5	2:19.450	44.788	46.504	48.158	187.8	11:36.051							
6	2:19.311	44.099	48.375	46.837	185.5	13:55.362							
7	2:17.783	44.131	45.797	47.855	182.4	16:13.145							
8	2:18.273	44.442	46.431	47.400	185.5	18:31.418							
9	2:18.331	44.738	46.227	47.366	169.1	20:49.749							
10	2:18.175	44.164	47.613	46.398	184.3	23:07.924							
11	2:17.498	44.039	46.552	46.907	175.9	25:25.422							
12	2:18.324	45.199	45.562	47.563	173.7	27:43.746							
72 Chris CHILCOTT							SCO						
							Brabham BT2						
1	2:19.304	47.033	45.781	46.490	171.8	2:19.304							
2	2:16.867	43.805	45.848	47.214	201.0	4:36.171							
3	2:16.054	43.405	45.772	46.877	199.9	6:52.225							
4	2:16.400	44.232	45.852	46.316	212.3	9:08.625							
5	2:15.424	43.386	45.785	46.253	198.0	11:24.049							
6	2:36.741 B	43.200	49.506	1:04.035	211.5	14:00.790							
73 Noel WOODFORD							NZL						
							Gemini Mk 3A						
1	2:36.645	56.258	50.711	49.676	144.0	2:36.645							
2	2:20.937	44.339	48.075	48.523	170.7	4:57.582							
3	2:22.096	44.178	49.100	48.818	183.6	7:19.678							
4	2:20.516	44.374	47.385	48.757	174.0	9:40.194							
5	2:20.049	44.874	47.252	47.923	175.6	12:00.243							
6	2:19.520	44.306	46.862	48.352	180.0	14:19.763							
7	2:19.900	43.995	47.868	48.037	173.4	16:39.663							
8	2:19.664	43.814	47.635	48.215	184.6	18:59.327							
9	2:21.062	45.153	47.746	48.163	170.9	21:20.389							
10	2:19.635	43.543	47.895	48.197	183.6	23:40.024							





FIA Lurani Trophy for Formula Junior Cars

63 Coppa Intereuropa Storica

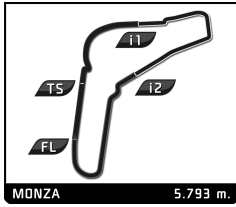
Race 2

Analysis

Personal Best Session Best B Crossing the finish line in pit lane

Lap	Time	Sector 1	Sector 2	Sector 3	T. Spd	Elapsed	Lap	Time	Sector 1	Sector 2	Sector 3	T. Spd	Elapsed
11	2:21.885	44.630	49.050	48.205	183.3	26:01.909	7	2:31.435	48.691	51.022	51.722	166.2	17:52.819
12	2:19.168	43.551	48.161	47.456	186.5	28:21.077	8	2:32.764	48.672	51.695	52.397	167.3	20:25.583
74 Iain ROWLEY GBR Lola Mk5							9 2:29.975 47.492 50.043 52.440 177.6 22:55.558						
1	2:23.916	49.662	46.685	47.569	164.0	2:23.916	10	2:31.669	47.839	50.829	53.001	176.5	25:27.227
2	2:17.893	44.002	45.910	47.981	193.5	4:41.809	11	2:30.723	47.737	50.067	52.919	167.8	27:57.950
3	2:17.721	44.311	46.151	47.259	185.8	6:59.530	118 Erik JUSTESEN DNK U2 Mk2						
4	2:17.799	44.118	46.235	47.446	194.5	9:17.329	1	2:33.804	54.009	49.859	49.936	165.7	2:33.804
5	2:18.687	44.319	46.362	48.006	186.8	11:36.016	2	2:26.158	46.824	48.805	50.529	176.8	4:59.962
6	2:18.390	44.030	46.373	47.987	192.8	13:54.406	127 Martin BULLOCK AUS Lotus 27						
7	2:18.790	44.038	46.775	47.977	195.9	16:13.196	1	2:19.381	46.208	45.901	47.272	172.6	2:19.381
8	2:18.341	44.330	46.556	47.455	204.4	18:31.537	2	2:15.147	43.228	45.370	46.549	206.3	4:34.528
9	2:18.079	44.422	46.212	47.445	177.1	20:49.616	3	2:14.098	42.000	45.830	46.268	216.6	6:48.626
10	2:18.190	44.316	46.409	47.465	188.7	23:07.806	4	2:13.932	42.100	45.484	46.348	203.6	9:02.558
11	2:17.659	43.980	46.263	47.416	192.4	25:25.465	5	2:15.307	42.303	45.062	47.942	204.7	11:17.865
12	2:18.326	44.423	46.107	47.796	184.9	27:43.791	6	2:13.625	42.268	45.092	46.265	197.0	13:31.490
86 Caroline ABBOU ROSSI DI MONTELERA FRA Brabham BT6							7	2:14.504	42.721	45.530	46.253	201.7	15:45.994
1	2:29.738	51.963	49.325	48.450	168.3	2:29.738	8	2:13.510	42.042	45.166	46.302	207.5	17:59.504
2	2:20.748	43.638	48.243	48.867	198.4	4:50.486	9	2:13.385	42.340	45.088	45.957	194.1	20:12.889
3	2:20.365	43.667	47.729	48.969	209.9	7:10.851	10	2:14.446	42.229	45.897	46.320	198.8	22:27.335
4	2:20.471	43.795	47.783	48.893	210.3	9:31.322	11	2:14.410	42.073	45.123	47.214	205.5	24:41.745
5	2:20.572	43.806	47.250	49.516	208.7	11:51.894	12	2:13.417	42.285	44.997	46.135	192.8	26:55.162
6	2:19.654	43.869	46.846	48.939	209.5	14:11.548	132 Colin NURSEY GBR Lotus 18						
7	2:20.609	43.829	47.196	49.584	209.5	16:32.157	1	2:38.596	55.537	51.312	51.747	152.9	2:38.596
8	2:20.579	44.172	47.045	49.362	209.5	18:52.736	2	2:31.341	48.702	50.265	52.374	174.8	5:09.937
9	2:20.182	44.041	47.316	48.825	209.1	21:12.918	3	2:33.866	49.620	51.657	52.589	160.1	7:43.803
10	2:20.316	44.044	46.790	49.482	207.1	23:33.234	4	2:31.993	48.884	50.996	52.113	176.2	10:15.796
11	2:20.903	43.968	47.903	49.032	207.5	25:54.137	5	2:32.519	50.325	50.604	51.590	169.6	12:48.315
12	2:20.050	44.172	47.235	48.643	207.5	28:14.187	6	2:30.712	48.757	50.140	51.815	165.7	15:19.027
89 Mark PANGBORN GBR Lotus 20B							7	2:34.896	50.713	50.650	53.533	149.8	17:53.923
1	2:17.204	45.884	44.976	46.344	174.5	2:17.204	8	2:37.421	53.677	51.267	52.477	128.1	20:31.344
2	2:12.742	42.035	44.757	45.950	202.5	4:29.946	9	2:31.579	49.216	50.800	51.563	172.0	23:02.923
3	2:12.536	42.097	44.866	45.573	206.3	6:42.482	10	2:33.734	48.638	52.980	52.116	174.5	25:36.657
4	2:12.407	41.859	44.706	45.842	210.7	8:54.889	11	2:33.859	49.455	51.226	53.178	158.0	28:10.516
5	2:13.214	42.125	45.319	45.770	200.2	11:08.103	133 Andrea GUARINO ITA Lotus 22						
6	2:12.389	42.201	44.563	45.625	208.3	13:20.492	1	2:27.097	50.001	49.002	48.094	171.2	2:27.097
7	2:13.233	42.187	45.534	45.512	203.6	15:33.725	2	2:18.770	44.087	46.869	47.814	184.9	4:45.867
8	2:12.655	41.655	44.470	46.530	207.5	17:46.380	3	2:19.037	43.999	47.033	48.005	198.4	7:04.904
9	2:13.403	42.317	45.164	45.922	209.5	19:59.783	4	2:18.433	43.767	46.903	47.763	215.3	9:23.337
10	2:13.155	42.483	45.300	45.372	199.5	22:12.938	5	2:18.339	44.180	46.823	47.336	205.9	11:41.676
11	2:13.664	42.408	45.498	45.758	201.3	24:26.602	6	2:18.553	43.713	47.483	47.357	213.6	14:00.229
12	2:12.485	42.262	44.542	45.681	193.8	26:39.087	7	2:18.277	43.988	46.694	47.595	212.3	16:18.506
96 Malcolm WISHART SCO CooperT65							8	2:17.636	44.054	46.220	47.362	213.6	18:36.142
1	2:40.874	56.578	51.569	52.727	142.9	2:40.874	9	3:25.132 B	45.812	1:08.765	1:30.555	212.8	22:01.274
2	2:33.012	47.858	51.124	54.030	170.1	5:13.886	155 Paolo MARZATICO ITA Branca FJ						
3	2:32.170	48.031	51.139	53.000	161.3	7:46.056	1	2:22.896	48.816	47.045	47.035	183.3	2:22.896
4	2:33.725	47.538	53.498	52.689	168.0	10:19.781							
5	2:30.169	47.517	50.080	52.572	173.1	12:49.950							
6	2:31.434	47.555	50.808	53.071	162.5	15:21.384							





FIA Lurani Trophy for Formula Junior Cars

63 Coppa Intereuropa Storica

Race 2

Analysis

■ Personal Best ■ Session Best B Crossing the finish line in pit lane


Lap	Time	Sector 1	Sector 2	Sector 3	T. Spd	Elapsed	Lap	Time	Sector 1	Sector 2	Sector 3	T. Spd	Elapsed
2	2:16.545	43.531	46.008	47.006	186.8	4:39.441							
3	2:17.198	43.263	46.376	47.559	204.4	6:56.639							
4	2:16.033	43.275	45.869	46.889	185.2	9:12.672							

161 Gigi BAULINO							ITA						
							Lotus 20						
1	2:31.845	52.722	49.021	50.102	161.3	2:31.845							
2	2:23.935	45.217	48.777	49.941	187.4	4:55.780							
3	2:22.879	44.489	48.549	49.841	203.2	7:18.659							
4	2:22.425	45.013	47.477	49.935	174.8	9:41.084							
5	2:21.642	44.999	47.867	48.776	203.6	12:02.726							
6	2:21.138	44.130	47.647	49.361	193.5	14:23.864							
7	2:22.909	44.294	48.678	49.937	200.2	16:46.773							
8	2:24.498	44.147	49.060	51.291	196.2	19:11.271							
9	2:48.127	55.722	58.561	53.844	192.4	21:59.398							

174 Francesco BALDANZA							ITA						
							Lotus 22						
1	2:43.843	58.167	52.267	53.409	136.9	2:43.843							
2	2:30.885	48.067	50.712	52.106	162.5	5:14.728							
3	2:31.808	48.731	51.176	51.901	156.7	7:46.536							
4	2:27.919	46.727	50.242	50.950	187.8	10:14.455							
5	2:28.399	46.628	50.454	51.317	180.3	12:42.854							
6	2:28.434	47.370	49.341	51.723	179.4	15:11.288							
7	2:26.189	46.185	49.043	50.961	192.4	17:37.477							
8	2:28.193	47.029	50.718	50.446	172.8	20:05.670							
9	2:30.733	46.260	53.034	51.439	176.8	22:36.403							
10	2:26.621	46.649	49.206	50.766	208.7	25:03.024							
11	2:26.570	46.755	48.986	50.829	190.4	27:29.594							

189 Bruno FERRARI							ITA						
							Branca FJ						
1	2:17.976	45.263	45.430	47.283	177.9	2:17.976							
2	2:15.030	42.908	45.496	46.626	209.9	4:33.006							
3	2:14.152	41.643	45.880	46.629	219.6	6:47.158							
4	2:14.413	42.685	45.273	46.455	217.9	9:01.571							
5	2:17.317	44.704	45.668	46.945	216.6	11:18.888							
6	2:14.149	42.529	44.925	46.695	195.2	13:33.037							
7	2:16.036	42.826	44.874	48.336	202.8	15:49.073							
8	2:13.832	42.366	45.263	46.203	208.3	18:02.905							
9	2:14.599	43.056	45.423	46.120	210.3	20:17.504							
10	2:13.643	41.598	45.542	46.503	220.1	22:31.147							
11	2:15.344	43.051	45.337	46.956	198.4	24:46.491							
12	2:14.494	42.839	45.014	46.641	218.3	27:00.985							





FIA Lurani Trophy for Formula Junior Cars

63 Coppa Intereuropa Storica

Combined Results Race 1+2

Final Classification

Nr.	Driver	Team	Car	Race 1		Race 2		Laps	Time	Gap
1	53 Philipp BUHOFER		Lola Mk5A	12	26:38.652	12	26:34.861	24	53:13.513	
2	55 Manfredo ROSSI DI MONTELEA		Lotus 22	12	26:35.283	12	26:38.308	24	53:13.591	0.078
3	189 Bruno FERRARI		Branca FJ	12	26:52.829	12	27:00.985	24	53:53.814	40.301
4	89 Mark PANGBORN		Lotus 20B	12	27:20.047	12	26:39.087	24	53:59.134	45.621
5	61 Andrew BEAUMONT		Lotus 22	12	27:02.678	12	26:59.169	24	54:01.847	48.334
6	56 Joao Paulo CAMPOS COSTA		Lola MK 5	12	27:09.439	12	27:01.898	24	54:11.337	57.824
7	68 Bruno WEIBEL		Lotus 20	12	27:41.851	12	27:43.746	24	55:25.597	2'12.084
8	74 Iain ROWLEY		Lola Mk5	12	27:50.959	12	27:43.791	24	55:34.750	2'21.237
9	86 Caroline ABBOU ROSSI DI MONTE		Brabham BT6	12	28:20.814	12	28:14.187	24	56:35.001	3'21.488
10	33 Christopher DRAKE		Terrier Mk 4 Series 1	11	26:47.103	12	28:22.529	23	55:09.632	1 Laps
11	43 Ian SIMMONS		Envoy MK1	12	29:12.628	11	26:49.117	23	56:01.745	1 Laps
12	127 Martin BULLOCK		Lotus 27	10	23:56.202	12	26:55.162	22	50:51.364	2 Laps
13	31 John LORD		Lotus 18	11	27:11.431	11	27:17.833	22	54:29.264	2 Laps
14	174 Francesco BALDANZA		Lotus 22	11	27:00.966	11	27:29.594	22	54:30.560	2 Laps
15	30 Luc DENEVE		Lotus 18	11	27:39.756	11	27:53.537	22	55:33.293	2 Laps
16	132 Colin NURSEY		Lotus 18	11	27:51.123	11	28:10.516	22	56:01.639	2 Laps
17	96 Malcolm WISHART		CooperT65	11	28:12.979	11	27:57.950	22	56:10.929	2 Laps
18	19 Anthony OLISSOFF		Elfin Mk1	11	28:34.294	11	28:40.955	22	57:15.249	2 Laps
19	133 Andrea GUARINO		Lotus 22	12	28:14.770	9	22:01.274	21	50:16.044	3 Laps
20	49 Mike GREGORY		De Tomaso ISIS	10	26:36.778	11	28:44.939	21	55:21.717	3 Laps
21	7 Duncan RABAGLIATI		Alexis HF1	10	28:34.121	10	28:32.810	20	57:06.931	4 Laps
22	46 Carlo Maria DEL CONTE		WainerFJ	9	26:40.105	10	28:25.533	19	55:05.638	5 Laps
23	72 Chris CHILCOTT		Brabham BT2	12	27:08.093	6	14:00.790	18	41:08.883	6 Laps
24	161 Gigi BAULINO		Lotus 20	6	14:25.296	9	21:59.398	15	36:24.694	9 Laps
25	118 Erik JUSTESEN		U2 Mk2	11	27:12.274	2	4:59.962	13	32:12.236	11 Laps
26	62 Tommaso GELMINI		Branca FJ	0		12	27:17.717	12	27:17.717	12 Laps
27	50 David INNES		Lotus 27	12	28:15.144			12	28:15.144	12 Laps
28	73 Noel WOODFORD		Gemini Mk 3A	0		12	28:21.077	12	28:21.077	12 Laps
29	81 Steve FUTTER		Lotus 20	12	29:09.489			12	29:09.489	12 Laps
Not classified:										
177	Richard NITSCHKE		Elfin Catalina	8	20:02.843	0		8	20:02.843	16 Laps
22	Richard BISHOP-MILLER		Autosport Mk2	8	27:43.430			8	27:43.430	16 Laps
155	Paolo MARZATICO		Branca FJ	0		4	9:12.672	4	9:12.672	20 Laps
70	John FYDA		Brabham BT6	2	4:31.171			2	4:31.171	22 Laps
58	Richard SMEETON		Wainer 63	1	3:12.112			1	3:12.112	23 Laps
38	Pierre GUICHARD		FaccioliFJ							
41	Peter KNOEFEL		EmerysonFJ	0				0		24 Laps
77	Marc AMEZ-DROZ		Brabham BT6							

Stewards:

Timekeeper:

