



FJHRA / HSCC HISTORIC FORMULA JUNIOR FRONT ENGINE

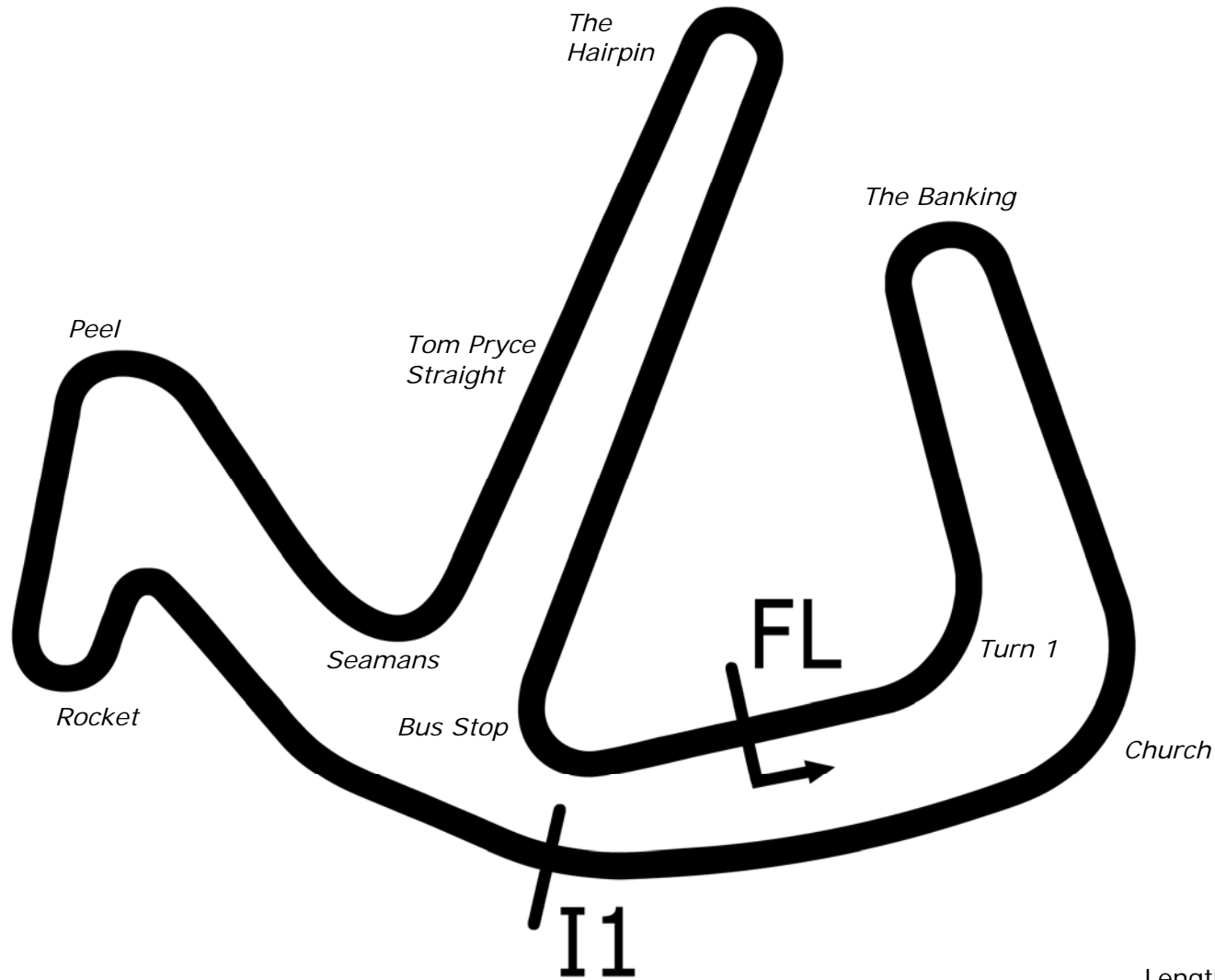
Anglesey International Circuit

13th / 14th July 2019



Results Provided by Timing Solutions Ltd
www.tsl-timing.com

Anglesey GP



Length	2.1000 miles	3379.6 m	
FL		53.18840 N	4.49640 W
I1	1268m	53.18760 N	4.49731 W
Pit Entry	3332m	53.18843 N	4.49731 W
Pit Exit	97m after FL	53.18869 N	4.49515 W
Pit Entry–Pit Exit 144m, 8.6s @60kph, 6.5s @80kph			

Sheet No:

Issue Time:



HSCC Historic Formula Junior Front Engine QUALIFYING - RACE 1 - CLASSIFICATION

POS	NO	CL	PIC NAME	ENTRY	TIME	ON	LAPS	GAP	DIFF	MPH
1	33	B2	1 Chris DRAKE	Terrier Mk4 Series 1	1:41.298	6	9			74.63
2	9	B2	2 Peter DE LA ROCHE	Lola Mk2	1:43.642	3	9	2.344	2.344	72.94
3	8	B2	3 Alex MORTON	Condor S2	1:47.416	7	8	6.118	3.774	70.38
4	25	B2	4 Andrew TART	Bond FJ	1:48.785	8	8	7.487	1.369	69.49
5	10	B2	5 Mike WALKER	Bond FJ	1:48.890	8	8	7.592	0.105	69.42
6	3	B2	6 Justin FLEMING	Lola Mk2	1:48.933	8	8	7.635	0.043	69.40
7	15	B2	7 Ian PHILLIPS	BMC Mk1	1:48.943	5	8	7.645	0.010	69.39
8	4	B1	1 Graham BARRON	Gemini Mk2	1:53.406	6	8	12.108	4.463	66.66
9	31	H	1 Hans CIERS	U2 Mk3	1:54.628	5	8	13.330	1.222	65.95
10	39	A	1 David INNES	Stanguellini	1:58.386	8	8	17.088	3.758	63.85
11	22	B2	8 Richard BISHOP-MILLER	Autosport Mk2	2:11.047	2	2	29.749	12.661	57.68

Weather / Track : Cloudy / Dry

These results are provisional until the conclusion of any judicial and technical matters.

Anglesey International GP

Circuit Length = 2.1000 miles

Start: 09:00 Flag 09:15 End: 09:16

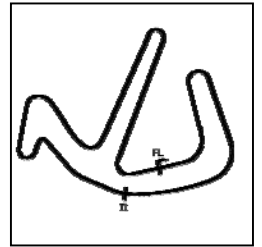
Clerk Of Course : Julian Floyd

Steward :

Timekeeper : Nick Palmer

HSCC Historic Formula Junior Front Engine

QUALIFYING - RACE 1 - SECTOR ANALYSIS



SECTOR 1 = FL to I1, SECTOR 2 = I1 to FL, DIFF = Difference To Personal Best Lap, P = Crossed Finish Line in Pit Lane, D = Time Disallowed

P1		33 B2		Chris DRAKE		Terrier Mk4 Series 1			
IDEAL LAP TIME : 1:41.115		BEST LAP TIME : 1:41.298		DIFFERENCE : 0.183					
LAP	SECTOR 1	SECTOR 2		LAP TIME	MPH	DIFF	TIME OF DAY		
1 -	OUTLAP	107.0	1:13.084	73.9	2:03.850	61.04	22.552	09:02:37.091	
2 -	36.457	111.2	1:10.197	74.2	1:46.654	70.88	5.356	09:04:23.745	
3 -	35.622	111.1	1:07.888	75.3	1:43.510	73.03	2.212	09:06:07.255	
4 -	34.895	112.5	1:07.274	75.2	1:42.169	73.99	0.871	09:07:49.424	
5 -	34.438	112.9	1:07.065	75.1	1:41.503 (2)	74.48	0.205	09:09:30.927	
6 -	34.621	112.4	1:06.677	74.5	1:41.298 (1)	74.63		09:11:12.225	
7 -	34.999	105.5	1:08.171	74.6	1:43.170	73.27	1.872	09:12:55.395	
8 -	34.876	112.0	1:07.093	73.5	1:41.969 (3)	74.14	0.671	09:14:37.364	
9 -	34.926	112.2	1:07.790	70.2	1:42.716	73.60	1.418	09:16:20.080	

P2		9 B2		Peter DE LA ROCHE		Lola Mk2			
IDEAL LAP TIME : 1:43.530		BEST LAP TIME : 1:43.642		DIFFERENCE : 0.112					
LAP	SECTOR 1	SECTOR 2		LAP TIME	MPH	DIFF	TIME OF DAY		
1 -	OUTLAP	102.4	1:11.121	70.1	2:04.096	60.92	20.454	09:02:24.094	
2 -	35.466	106.8	1:09.143	72.3	1:44.609	72.26	0.967	09:04:08.703	
3 -	35.212	106.1	1:08.430	72.7	1:43.642 (1)	72.94		09:05:52.345	
4 -	35.104	108.2	1:09.198	72.7	1:44.302 (3)	72.48	0.660	09:07:36.647	
5 -	35.347	107.2	1:09.179	70.8	1:44.526	72.32	0.884	09:09:21.173	
6 -	35.100	108.4	1:09.198	73.2	1:44.298 (2)	72.48	0.656	09:11:05.471	
7 -	40.782	67.3	1:11.064	73.6	1:51.846	67.59	8.204	09:12:57.317	
8 -	35.593	106.3	1:09.126	73.5	1:44.719	72.19	1.077	09:14:42.036	
9 -	35.133	108.5	1:09.232	72.5	1:44.365	72.43	0.723	09:16:26.401	

P3		8 B2		Alex MORTON		Condor S2			
IDEAL LAP TIME : 1:47.203		BEST LAP TIME : 1:47.416		DIFFERENCE : 0.213					
LAP	SECTOR 1	SECTOR 2		LAP TIME	MPH	DIFF	TIME OF DAY		
1 -	OUTLAP	88.1	1:16.530	71.3	2:13.960	56.43	26.544	09:02:30.039	
2 -	37.977	107.2	1:12.735	71.9	1:50.712	68.28	3.296	09:04:20.751	
3 -	36.539	108.0	1:16.373	71.0	1:52.912	66.95	5.496	09:06:13.663	
4 -	36.714	106.5	1:11.083	71.4	1:47.797 (3)	70.13	0.381	09:08:01.460	
5 -	36.498	107.3	1:11.172	70.7	1:47.670 (2)	70.21	0.254	09:09:49.130	
6 -	36.839	107.7	1:11.020	71.3	1:47.859	70.09	0.443	09:11:36.989	
7 -	36.711	107.5	1:10.705	71.6	1:47.416 (1)	70.38		09:13:24.405	
8 -	36.763	105.8	1:11.156	72.0	1:47.919	70.05	0.503	09:15:12.324	

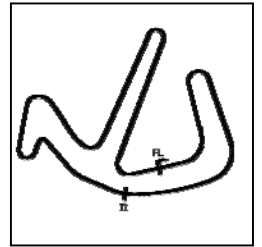
P4		25 B2		Andrew TART		Bond FJ			
IDEAL LAP TIME : 1:48.672		BEST LAP TIME : 1:48.785		DIFFERENCE : 0.113					
LAP	SECTOR 1	SECTOR 2		LAP TIME	MPH	DIFF	TIME OF DAY		
1 -	OUTLAP	77.4	1:19.824	65.5	2:22.070	53.21	33.285	09:02:33.243	
2 -	39.808	101.6	1:15.798	67.1	1:55.606	65.39	6.821	09:04:28.849	
3 -	38.041	103.7	1:13.121	68.0	1:51.162	68.00	2.377	09:06:20.011	
4 -	37.170	108.7	1:13.417	66.1	1:50.587	68.36	1.802	09:08:10.598	
5 -	37.295	108.9	1:11.773	68.2	1:49.068 (3)	69.31	0.283	09:09:59.666	
6 -	37.282	108.5	1:12.796	68.3	1:50.078	68.67	1.293	09:11:49.744	
7 -	37.180	108.7	1:11.783	68.4	1:48.963 (2)	69.38	0.178	09:13:38.707	
8 -	36.899	109.1	1:11.886	68.5	1:48.785 (1)	69.49		09:15:27.492	

Weather / Track : Cloudy / Dry

Anglesey International GP
Circuit Length = 2.1000 miles
Start: 09:00 Flag 09:15 End: 09:16

HSCC Historic Formula Junior Front Engine

QUALIFYING - RACE 1 - SECTOR ANALYSIS



SECTOR 1 = FL to I1, SECTOR 2 = I1 to FL, DIFF = Difference To Personal Best Lap, P = Crossed Finish Line in Pit Lane, D = Time Disallowed

P5 10 B2 Mike WALKER					Bond FJ				
IDEAL LAP TIME : 1:47.862					BEST LAP TIME : 1:48.890		DIFFERENCE : 1.028		
LAP	SECTOR 1		SECTOR 2		LAP TIME	MPH	DIFF	TIME OF DAY	
1 -	OUTLAP	73.8	1:20.758	66.3	2:22.739	52.96	33.849	09:02:41.781	
2 -	38.584	98.2	1:13.976	68.2	1:52.560	67.16	3.670	09:04:34.341	
3 -	36.992	109.6	1:12.138	67.9	1:49.130 (3)	69.27	0.240	09:06:23.471	
4 -	36.771	109.2	1:12.560	67.3	1:49.331	69.14	0.441	09:08:12.802	
5 -	36.710	110.7	1:12.307	70.1	1:49.017 (2)	69.34	0.127	09:10:01.819	
6 -	36.176	110.7	1:14.301	69.8	1:50.477	68.43	1.587	09:11:52.296	
7 -	37.863	93.3	1:12.760	69.9	1:50.623	68.34	1.733	09:13:42.919	
8 -	37.204	106.8	1:11.686	69.6	1:48.890 (1)	69.42		09:15:31.809	

P6 3 B2 Justin FLEMING					Lola Mk2				
IDEAL LAP TIME : 1:48.933					BEST LAP TIME : 1:48.933		DIFFERENCE : 0.000		
LAP	SECTOR 1		SECTOR 2		LAP TIME	MPH	DIFF	TIME OF DAY	
1 -	OUTLAP	89.1	1:16.752	61.7	2:16.176	55.51	27.243	09:02:29.560	
2 -	38.223	106.5	1:15.491	65.6	1:53.714	66.48	4.781	09:04:23.274	
3 -	38.396	106.1	1:13.942	69.5	1:52.338	67.29	3.405	09:06:15.612	
4 -	37.725	103.8	1:14.018	66.3	1:51.743	67.65	2.810	09:08:07.355	
5 -	37.514	107.8	1:12.139	70.5	1:49.653 (2)	68.94	0.720	09:09:57.008	
6 -	37.152	107.8	1:13.481	70.1	1:50.633	68.33	1.700	09:11:47.641	
7 -	37.410	107.5	1:12.408	69.7	1:49.818 (3)	68.84	0.885	09:13:37.459	
8 -	36.934	106.6	1:11.999	69.8	1:48.933 (1)	69.40		09:15:26.392	

P7 15 B2 Ian PHILLIPS					BMC Mk1				
IDEAL LAP TIME : 1:48.647					BEST LAP TIME : 1:48.943		DIFFERENCE : 0.296		
LAP	SECTOR 1		SECTOR 2		LAP TIME	MPH	DIFF	TIME OF DAY	
1 -	OUTLAP	87.7	1:16.595	69.9	2:14.603	56.16	25.660	09:02:44.118	
2 -	38.240	97.1	1:15.181	70.8	1:53.421	66.65	4.478	09:04:37.539	
3 -	37.630	101.3	1:12.473	69.5	1:50.103	68.66	1.160	09:06:27.642	
4 -	37.042	101.9	1:12.151	71.2	1:49.193	69.23	0.250	09:08:16.835	
5 -	36.725	101.8	1:12.218	71.2	1:48.943 (1)	69.39		09:10:05.778	
6 -	36.968	102.4	1:12.204	68.9	1:49.172 (3)	69.24	0.229	09:11:54.950	
7 -	37.215	102.2	1:11.922	70.9	1:49.137 (2)	69.27	0.194	09:13:44.087	
8 -	36.825	102.2	1:12.548	71.3	1:49.373	69.12	0.430	09:15:33.460	

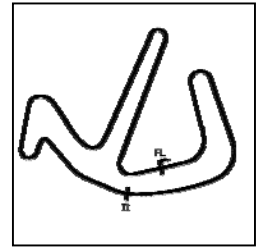
P8 4 B1 Graham BARRON					Gemini Mk2				
IDEAL LAP TIME : 1:53.152					BEST LAP TIME : 1:53.406		DIFFERENCE : 0.254		
LAP	SECTOR 1		SECTOR 2		LAP TIME	MPH	DIFF	TIME OF DAY	
1 -	OUTLAP	70.7	1:21.171	63.9	2:20.711	53.72	27.305	09:02:42.642	
2 -	39.385	95.0	1:14.849	66.7	1:54.234	66.17	0.828	09:04:36.876	
3 -	39.068	95.7	1:14.999	62.0	1:54.067 (3)	66.27	0.661	09:06:30.943	
4 -	38.794	94.9	1:14.829	64.9	1:53.623 (2)	66.53	0.217	09:08:24.566	
5 -	38.396	94.6	1:16.338	65.9	1:54.734	65.89	1.328	09:10:19.300	
6 -	38.567	94.3	1:14.839	66.1	1:53.406 (1)	66.66		09:12:12.706	
7 -	38.323	95.1	1:15.893	66.5	1:54.216	66.19	0.810	09:14:06.922	
8 -	39.764	94.5	1:16.063	61.7	1:55.827	65.26	2.421	09:16:02.749	

Weather / Track : Cloudy / Dry

Anglesey International GP
Circuit Length = 2.1000 miles
Start: 09:00 Flag 09:15 End: 09:16

HSCC Historic Formula Junior Front Engine

QUALIFYING - RACE 1 - SECTOR ANALYSIS



SECTOR 1 = FL to I1, SECTOR 2 = I1 to FL, DIFF = Difference To Personal Best Lap, P = Crossed Finish Line in Pit Lane, D = Time Disallowed

P9 31 H		Hans CIERS			U2 Mk3			
IDEAL LAP TIME : 1:54.628		BEST LAP TIME : 1:54.628			DIFFERENCE : 0.000			
LAP	SECTOR 1	SECTOR 2		LAP TIME	MPH	DIFF	TIME OF DAY	
1 -	OUTLAP	78.7	1:21.845	66.8	2:22.821	52.93	28.193	09:02:50.456
2 -	40.541	90.4	1:16.228	67.8	1:56.769	64.74	2.141	09:04:47.225
3 -	39.666	93.7	1:15.289	68.2	1:54.955 (2)	65.76	0.327	09:06:42.180
4 -	39.796	96.2	1:15.676	68.4	1:55.472	65.47	0.844	09:08:37.652
5 -	39.346	96.8	1:15.282	68.2	1:54.628 (1)	65.95		09:10:32.280
6 -	39.652	92.1	1:15.547	68.0	1:55.199	65.62	0.571	09:12:27.479
7 -	39.524	94.2	1:15.708	68.1	1:55.232	65.60	0.604	09:14:22.711
8 -	39.628	93.0	1:15.395	67.3	1:55.023 (3)	65.72	0.395	09:16:17.734

P10 39 A		David INNES			Stanguellini			
IDEAL LAP TIME : 1:58.036		BEST LAP TIME : 1:58.386			DIFFERENCE : 0.350			
LAP	SECTOR 1	SECTOR 2		LAP TIME	MPH	DIFF	TIME OF DAY	
1 -	OUTLAP	80.0	1:22.523	59.5	2:21.393	53.46	23.007	09:02:52.998
2 -	41.530	91.8	1:19.162	59.5	2:00.692	62.63	2.306	09:04:53.690
3 -	41.085	91.6	1:18.744	62.1	1:59.829	63.08	1.443	09:06:53.519
4 -	41.372	89.9	1:18.640	59.4	2:00.012	62.99	1.626	09:08:53.531
5 -	41.498	89.7	1:18.675	60.7	2:00.173	62.90	1.787	09:10:53.704
6 -	41.206	91.0	1:18.363	62.2	1:59.569 (3)	63.22	1.183	09:12:53.273
7 -	41.994	91.1	1:17.353	61.7	1:59.347 (2)	63.34	0.961	09:14:52.620
8 -	40.683	92.3	1:17.703	60.6	1:58.386 (1)	63.85		09:16:51.006

P11 22 B2		Richard BISHOP-MILLER			Autosport Mk2			
IDEAL LAP TIME : 2:11.047		BEST LAP TIME : 2:11.047			DIFFERENCE : 0.000			
LAP	SECTOR 1	SECTOR 2		LAP TIME	MPH	DIFF	TIME OF DAY	
1 -	OUTLAP	62.0	1:32.845	52.2	2:40.163	47.20	29.116	09:03:04.764
2 -	45.237	78.6	1:25.810	50.2	2:11.047 (1)	57.68		09:05:15.811

Weather / Track : Cloudy / Dry

HSCC Historic Formula Junior Front Engine

QUALIFYING - RACE 1 - BEST SECTORS

SECTOR 1			SECTOR 2			IDEAL / BEST COMPARISON						
POS	NO	NAME	TIME	NO	NAME	TIME	POS	NO	NAME	IDEAL	BEST	DIFF
									PERFECT LAP	1:41.115		
1	33	DRAKE	34.438	33	DRAKE	1:06.677	1	33	DRAKE	1:41.115	1:41.298	0.183
2	9	DE LA ROCHE	35.100	9	DE LA ROCHE	1:08.430	2	9	DE LA ROCHE	1:43.530	1:43.642	0.112
3	10	WALKER	36.176	8	MORTON	1:10.705	3	8	MORTON	1:47.203	1:47.416	0.213
4	8	MORTON	36.498	10	WALKER	1:11.686	4	10	WALKER	1:47.862	1:48.890	1.028
5	15	PHILLIPS	36.725	25	TART	1:11.773	5	15	PHILLIPS	1:48.647	1:48.943	0.296
6	25	TART	36.899	15	PHILLIPS	1:11.922	6	25	TART	1:48.672	1:48.785	0.113
7	3	FLEMING	36.934	3	FLEMING	1:11.999	7	3	FLEMING	1:48.933	1:48.933	0.000
8	4	BARRON	38.323	4	BARRON	1:14.829	8	4	BARRON	1:53.152	1:53.406	0.254
9	31	CIERS	39.346	31	CIERS	1:15.282	9	31	CIERS	1:54.628	1:54.628	0.000
10	39	INNES	40.683	39	INNES	1:17.353	10	39	INNES	1:58.036	1:58.386	0.350
11	22	BISHOP-MILLER	45.237	22	BISHOP-MILLER	1:25.810	11	22	BISHOP-MILLER	2:11.047	2:11.047	0.000

Weather / Track : Cloudy / Dry

Results can be found at www.tsl-timing.com

Anglesey International GP
 Circuit Length = 2.1000 miles
 Start: 09:00 Flag 09:15 End: 09:16

Printed - 09:26 Saturday, 13 July 2019

HSCC Historic Formula Junior Front Engine

QUALIFYING - RACE 1 - BEST SPEEDS

POS	INTERMEDIATE 1			INTERMEDIATE 2			FINISH LINE		
	NO	NAME	MPH	NO	NAME	MPH	NO	NAME	MPH
1	33	DRAKE	112.9				33	DRAKE	75.3
2	10	WALKER	110.7				9	DE LA ROCHE	73.6
3	25	TART	109.1				8	MORTON	72.0
4	9	DE LA ROCHE	108.5				15	PHILLIPS	71.3
5	8	MORTON	108.0				3	FLEMING	70.5
6	3	FLEMING	107.8				10	WALKER	70.1
7	15	PHILLIPS	102.4				25	TART	68.5
8	31	CIERS	96.8				31	CIERS	68.4
9	4	BARRON	95.7				4	BARRON	66.7
10	39	INNES	92.3				39	INNES	62.2
11	22	BISHOP-MILLER	78.6				22	BISHOP-MILLER	52.2

Weather / Track : Cloudy / Dry

Results can be found at www.tsl-timing.com

Anglesey International GP
 Circuit Length = 2.1000 miles
 Start: 09:00 Flag 09:15 End: 09:16

Printed - 09:26 Saturday, 13 July 2019

HSCC Historic Formula Junior Front Engine

QUALIFYING - RACE 1 - STATISTICS

Competitors Started 11
Planned Start 2019-07-13 @ 09:00:00.000
Actual Start 2019-07-13 @ 09:00:05.431
Finish Time 2019-07-13 @ 09:15:11.214
Track Length 2.1000mi.
Total Laps 84
Total Distance Covered 176.4000mi.

Session Fastest Lap History

NO	CL	NAME	LAP TIME	TIME OF DAY	LAP	VEHICLE
9	B2	Peter DE LA ROCHE	1:44.609	09:04:08.722	2	Lola Mk2
9	B2	Peter DE LA ROCHE	1:43.642	09:05:52.364	3	Lola Mk2
33	B2	Chris DRAKE	1:43.510	09:06:07.303	3	Terrier Mk4 Series 1
33	B2	Chris DRAKE	1:42.169	09:07:49.472	4	Terrier Mk4 Series 1
33	B2	Chris DRAKE	1:41.503	09:09:30.974	5	Terrier Mk4 Series 1
33	B2	Chris DRAKE	1:41.298	09:11:12.272	6	Terrier Mk4 Series 1

Flag History

TYPE	TIME OF DAY
GREEN	09:00:05.431
FINISH	09:15:11.214

Flag Statistics

TYPE	COUNT	TOTAL LAPS	TOTAL TIME
Green	1	9	16:51.733
Red	0	0	0.000
Safety Car	0	0	0.000
FCY	0	0	0.000

Weather / Track : Cloudy / Dry

These results are provisional until the conclusion of any judicial and technical matters.

Anglesey International GP
Circuit Length = 2.1000 miles
Start: 09:00 Flag 09:15 End: 09:16

Clerk Of Course : Julian Floyd

Timekeeper : Nick Palmer

HSCC Historic Formula Junior Front Engine

QUALIFYING - RACE 1 - STATISTICS

CLASS : A

1 Starters

Fastest Lap History

NO	NAME	LAP TIME	TIME OF DAY	LAP	VEHICLE
39	David INNES	2:00.692	09:04:53.722	2	Stanguellini
39	David INNES	1:59.829	09:06:53.550	3	Stanguellini
39	David INNES	1:59.569	09:12:53.304	6	Stanguellini
39	David INNES	1:59.347	09:14:52.651	7	Stanguellini
39	David INNES	1:58.386	09:16:51.038	8	Stanguellini

Weather / Track : Cloudy / Dry

These results are provisional until the conclusion of any judicial and technical matters.

Anglesey International GP

Circuit Length = 2.1000 miles

Start: 09:00 Flag 09:15 End: 09:16

Clerk Of Course : Julian Floyd

Timekeeper : Nick Palmer

HSCC Historic Formula Junior Front Engine

QUALIFYING - RACE 1 - STATISTICS

CLASS : B1

1 Starters

Fastest Lap History

NO	NAME	LAP TIME	TIME OF DAY	LAP	VEHICLE
4	Graham BARRON	1:54.234	09:04:36.912	2	Gemini Mk2
4	Graham BARRON	1:54.067	09:06:30.983	3	Gemini Mk2
4	Graham BARRON	1:53.623	09:08:24.604	4	Gemini Mk2
4	Graham BARRON	1:53.406	09:12:12.744	6	Gemini Mk2

Weather / Track : Cloudy / Dry

These results are provisional until the conclusion of any judicial and technical matters.

Anglesey International GP

Circuit Length = 2.1000 miles

Start: 09:00 Flag 09:15 End: 09:16

Clerk Of Course : Julian Floyd

Timekeeper : Nick Palmer

HSCC Historic Formula Junior Front Engine

QUALIFYING - RACE 1 - STATISTICS

CLASS : B2

8 Starters

Fastest Lap History

NO	NAME	LAP TIME	TIME OF DAY	LAP	VEHICLE
9	Peter DE LA ROCHE	1:44.609	09:04:08.722	2	Lola Mk2
9	Peter DE LA ROCHE	1:43.642	09:05:52.364	3	Lola Mk2
33	Chris DRAKE	1:43.510	09:06:07.303	3	Terrier Mk4 Series 1
33	Chris DRAKE	1:42.169	09:07:49.472	4	Terrier Mk4 Series 1
33	Chris DRAKE	1:41.503	09:09:30.974	5	Terrier Mk4 Series 1
33	Chris DRAKE	1:41.298	09:11:12.272	6	Terrier Mk4 Series 1

Weather / Track : Cloudy / Dry

These results are provisional until the conclusion of any judicial and technical matters.

Anglesey International GP

Circuit Length = 2.1000 miles

Start: 09:00 Flag 09:15 End: 09:16

Clerk Of Course : Julian Floyd

Timekeeper : Nick Palmer

HSCC Historic Formula Junior Front Engine

QUALIFYING - RACE 1 - STATISTICS

CLASS : H

1 Starters

Fastest Lap History

NO	NAME	LAP TIME	TIME OF DAY	LAP	VEHICLE
31	Hans CIERS	1:56.769	09:04:47.257	2	U2 Mk3
31	Hans CIERS	1:54.955	09:06:42.213	3	U2 Mk3
31	Hans CIERS	1:54.628	09:10:32.313	5	U2 Mk3

Weather / Track : Cloudy / Dry

These results are provisional until the conclusion of any judicial and technical matters.

Anglesey International GP

Circuit Length = 2.1000 miles

Start: 09:00 Flag 09:15 End: 09:16

Clerk Of Course : Julian Floyd

Timekeeper : Nick Palmer

Sheet No:

Issue Time:



HSCC Historic Formula Junior Front Engine RACE 1 - GRID (20 minutes)

ROW 6	11	2:11.047	22	Richard BISHOP-MILLER				
ROW 5	10	1:58.386	39	David INNES	9	1:54.628	31	Hans CIERS
ROW 4	8	1:53.406	4	Graham BARRON	7	1:48.943	15	Ian PHILLIPS
ROW 3	6	1:48.933	3	Justin FLEMING	5	1:48.890	10	Mike WALKER
ROW 2	4	1:48.785	25	Andrew TART	3	1:47.416	8	Alex MORTON
ROW 1	2	1:43.642	9	Peter DE LA ROCHE	1	1:41.298	33	Chris DRAKE
Pole								

Anglesey International GP
Circuit Length = 2.1000 miles

These results are provisional until the conclusion of any judicial and technical matters.

Clerk Of Course : Julian Floyd

Steward :

Timekeeper : Nick Palmer

Sheet No:

Issue Time:



HSCC Historic Formula Junior Front Engine RACE 1 - CLASSIFICATION

POS	NO	CL	PIC NAME	ENTRY	LAPS	TIME	GAP	DIFF	MPH	BEST	ON
1	33	B2	1 Chris DRAKE	Terrier Mk4 Series 1	12	20:51.657			72.47	1:42.547	3
2	9	B2	2 Peter DE LA ROCHE	Lola Mk2	12	21:12.995	21.338	21.338	71.26	1:44.019	4
3	8	B2	3 Alex MORTON	Condor S2	12	21:26.670	35.013	13.675	70.50	1:45.728	8
4	25	B2	4 Andrew TART	Bond FJ	12	22:06.595	1:14.938	39.925	68.38	1:49.195	11
5	15	B2	5 Ian PHILLIPS	BMC Mk1	12	22:14.268	1:22.611	7.673	67.99	1:48.337	9
6	10	B2	6 Mike WALKER	Bond FJ	12	22:15.216	1:23.559	0.948	67.94	1:48.470	10
7	3	B2	7 Justin FLEMING	Lola Mk2	11	21:06.262	1 Lap	1 Lap	65.67	1:51.292	3
8	31	H	1 Hans CIERS	U2 Mk3	11	21:34.855	1 Lap	28.593	64.22	1:55.494	2
9	39	A	1 David INNES	Stanguellini	11	22:11.551	1 Lap	36.696	62.45	1:59.364	10

NOT CLASSIFIED

DNF	4	B1	Graham BARRON	Gemini Mk2	3	5:46.015	9 Laps	8 Laps	65.54	1:52.977	3
-----	---	----	---------------	------------	---	----------	--------	--------	-------	----------	---

FASTEST LAP

33	B2	Chris DRAKE	Terrier Mk4 Series 1	3	1:42.547	73.72 mph	118.64 kph
4	B1	Graham BARRON	Gemini Mk2	3	1:52.977	66.91 mph	107.69 kph
31	H	Hans CIERS	U2 Mk3	2	1:55.494	65.45 mph	105.34 kph
39	A	David INNES	Stanguellini	10	1:59.364	63.33 mph	101.92 kph

Weather / Track : Cloudy / Dry

These results are provisional until the conclusion of any judicial and technical matters.

Anglesey International GP

Circuit Length = 2.1000 miles

Start: 12:03 Flag 12:24 End: 12:26

Clerk Of Course : Julian Floyd

Steward :

Timekeeper : Nick Palmer

HSCC Historic Formula Junior Front Engine

RACE 1 - LAP CHART

LAP 1 @ 12:05:35.628			LAP 2 @ 12:07:18.826			LAP 3 @ 12:09:01.373			LAP 4 @ 12:10:44.563			LAP 5 @ 12:12:28.243		
NO	BEHIND	LAP TIME	NO	BEHIND	LAP TIME	NO	BEHIND	LAP TIME	NO	BEHIND	LAP TIME	NO	BEHIND	LAP TIME
33		1:47.374	33		1:43.198	33		1:42.547	33		1:43.190	33		1:43.680
9	2.097	1:49.471	9	4.260	1:45.361	9	6.142	1:44.429	9	6.971	1:44.019	9	7.874	1:44.583
8	3.550	1:50.924	8	7.976	1:47.624	8	13.248	1:47.819	8	18.056	1:47.998	8	21.196	1:46.820
15	9.612	1:56.986	15	17.578	1:51.164	25	26.423	1:49.331	25	33.482	1:50.249	25	39.916	1:50.114
25	10.545	1:57.919	25	19.639	1:52.292	15	26.719	1:51.688	15	35.036	1:51.507	10	41.200	1:49.486
4	11.729	1:59.103	10	20.233	1:50.697	10	28.404	1:50.718	10	35.394	1:50.180	15	42.713	1:51.357
10	12.734	2:00.108	4	22.466	1:53.935	4	32.896	1:52.977	31	57.195	1:56.528	3	1:07.544	1:53.314
31	17.465	2:04.839	31	29.761	1:55.494	31	43.857	1:56.643	3	57.910	1:52.830	31	1:12.049	1:58.534
39	19.147	2:06.521	39	36.024	2:00.075	3	48.270	1:51.292	39	1:13.122	2:01.380	39	1:29.329	1:59.887
3	30.167	2:17.541	3	39.525	1:52.556	39	54.932	2:01.455						

Weather / Track : Cloudy / Dry

Results can be found at www.tsl-timing.com

Page 1 of 3

Anglesey International GP
Circuit Length = 2.1000 miles
Start: 12:03 Flag 12:24 End: 12:26

Printed - 12:32 Saturday, 13 July 2019

HSCC Historic Formula Junior Front Engine

RACE 1 - LAP CHART

LAP 6 @ 12:14:12.136			LAP 7 @ 12:15:56.264			LAP 8 @ 12:17:40.042			LAP 9 @ 12:19:25.076			LAP 10 @ 12:21:09.042		
NO	BEHIND	LAP TIME	NO	BEHIND	LAP TIME	NO	BEHIND	LAP TIME	NO	BEHIND	LAP TIME	NO	BEHIND	LAP TIME
33		1:43.893	33		1:44.128	33		1:43.778	33		1:45.034	33		1:43.966
9	8.198	1:44.217	39	1 Lap	2:00.622	9	14.432	1:46.977	31	1 Lap	1:58.044	9	18.376	1:46.765
8	24.070	1:46.767	9	11.233	1:47.163	39	1 Lap	2:00.727	9	15.577	1:46.179	31	1 Lap	1:59.115
25	45.622	1:49.599	8	26.504	1:46.562	8	28.454	1:45.728	8	29.815	1:46.395	8	31.993	1:46.144
10	46.342	1:49.035	25	51.204	1:49.710	25	56.905	1:49.479	39	1 Lap	2:00.653	39	1 Lap	2:00.122
15	48.866	1:50.046	10	52.286	1:50.072	10	57.699	1:49.191	25	1:01.382	1:49.511	25	1:06.912	1:49.496
3	1:16.760	1:53.109	15	54.162	1:49.424	15	59.261	1:48.877	15	1:02.564	1:48.337	15	1:07.268	1:48.670
31	1:24.409	1:56.253	3	1:24.001	1:51.369	3	1:31.876	1:51.653	10	1:03.788	1:51.123	10	1:08.292	1:48.470
			31	1:36.652	1:56.371				3	1:42.209	1:55.367			

Weather / Track : Cloudy / Dry

Results can be found at www.tsl-timing.com

Page 2 of 3

Anglesey International GP
Circuit Length = 2.1000 miles
Start: 12:03 Flag 12:24 End: 12:26

Printed - 12:32 Saturday, 13 July 2019

HSCC Historic Formula Junior Front Engine

RACE 1 - LAP CHART

LAP 11 @ 12:22:54.520			LAP 12 @ 12:24:39.911		
NO	BEHIND	LAP TIME	NO	BEHIND	LAP TIME
33		1:45.478	33		1:45.391
3	1 Lap	1:53.995	3	1 Lap	1:53.236
9	20.077	1:47.179	9	21.338	1:46.652
31	1 Lap	1:55.584	8	35.013	1:46.499
8	33.905	1:47.390	31	1 Lap	1:57.450
39	1 Lap	1:59.364	25	1:14.938	1:49.700
25	1:10.629	1:49.195	39	1 Lap	2:00.745
15	1:18.068	1:56.278	15	1:22.611	1:49.934
10	1:20.075	1:57.261	10	1:23.559	1:48.875

Weather / Track : Cloudy / Dry

Results can be found at www.tsl-timing.com

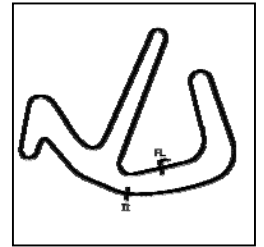
Page 3 of 3

Anglesey International GP
Circuit Length = 2.1000 miles
Start: 12:03 Flag 12:24 End: 12:26

Printed - 12:32 Saturday, 13 July 2019

HSCC Historic Formula Junior Front Engine

RACE 1 - SECTOR ANALYSIS



SECTOR 1 = FL to I1, SECTOR 2 = I1 to FL, DIFF = Difference To Personal Best Lap, P = Crossed Finish Line in Pit Lane, D = Time Disallowed

P1		33 B2		Chris DRAKE		Terrier Mk4 Series 1			
IDEAL LAP TIME : 1:42.547		BEST LAP TIME : 1:42.547		DIFFERENCE : 0.000					
LAP	SECTOR 1		SECTOR 2		LAP TIME	MPH	DIFF	TIME OF DAY	
1 -		111.1	1:08.641	73.8	1:47.374	70.40	4.827	12:05:35.628	
2 -	35.488	112.5	1:07.710	75.9	1:43.198 (3)	73.25	0.651	12:07:18.826	
3 -	34.961	112.7	1:07.586	74.8	1:42.547 (1)	73.72		12:09:01.373	
4 -	35.352	113.7	1:07.838	75.4	1:43.190 (2)	73.26	0.643	12:10:44.563	
5 -	35.522	112.9	1:08.158	74.5	1:43.680	72.91	1.133	12:12:28.243	
6 -	35.569	112.2	1:08.324	73.9	1:43.893	72.76	1.346	12:14:12.136	
7 -	35.242	114.1	1:08.886	72.9	1:44.128	72.60	1.581	12:15:56.264	
8 -	35.402	113.5	1:08.376	72.8	1:43.778	72.84	1.231	12:17:40.042	
9 -	35.813	109.8	1:09.221	72.3	1:45.034	71.97	2.487	12:19:25.076	
10 -	35.486	112.4	1:08.480	72.1	1:43.966	72.71	1.419	12:21:09.042	
11 -	35.860	111.2	1:09.618	71.6	1:45.478	71.67	2.931	12:22:54.520	
12 -	35.676	110.9	1:09.715	71.6	1:45.391	71.73	2.844	12:24:39.911	

P2		9 B2		Peter DE LA ROCHE		Lola Mk2			
IDEAL LAP TIME : 1:43.864		BEST LAP TIME : 1:44.019		DIFFERENCE : 0.155					
LAP	SECTOR 1		SECTOR 2		LAP TIME	MPH	DIFF	TIME OF DAY	
1 -		106.5	1:09.724	69.9	1:49.471	69.05	5.452	12:05:37.725	
2 -	35.655	107.0	1:09.706	67.7	1:45.361	71.75	1.342	12:07:23.086	
3 -	35.312	108.2	1:09.117	69.6	1:44.429 (3)	72.39	0.410	12:09:07.515	
4 -	35.166	108.7	1:08.853	70.5	1:44.019 (1)	72.67		12:10:51.534	
5 -	35.330	107.8	1:09.253	70.7	1:44.583	72.28	0.564	12:12:36.117	
6 -	35.011	109.2	1:09.206	72.3	1:44.217 (2)	72.54	0.198	12:14:20.334	
7 -	35.026	109.1	1:12.137	71.8	1:47.163	70.54	3.144	12:16:07.497	
8 -	35.750	108.9	1:11.227	72.3	1:46.977	70.66	2.958	12:17:54.474	
9 -	35.741	108.4	1:10.438	71.7	1:46.179	71.20	2.160	12:19:40.653	
10 -	35.562	108.2	1:11.203	70.7	1:46.765	70.80	2.746	12:21:27.418	
11 -	35.947	106.0	1:11.232	71.3	1:47.179	70.53	3.160	12:23:14.597	
12 -	35.696	108.5	1:10.956	69.4	1:46.652	70.88	2.633	12:25:01.249	

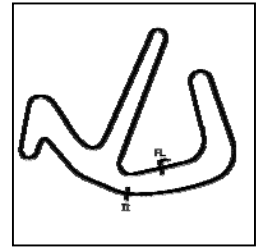
P3		8 B2		Alex MORTON		Condor S2			
IDEAL LAP TIME : 1:45.544		BEST LAP TIME : 1:45.728		DIFFERENCE : 0.184					
LAP	SECTOR 1		SECTOR 2		LAP TIME	MPH	DIFF	TIME OF DAY	
1 -		106.5	1:10.445	70.5	1:50.924	68.15	5.196	12:05:39.178	
2 -	36.506	107.0	1:11.118	71.0	1:47.624	70.24	1.896	12:07:26.802	
3 -	36.832	108.5	1:10.987	72.0	1:47.819	70.11	2.091	12:09:14.621	
4 -	36.773	107.2	1:11.225	70.7	1:47.998	70.00	2.270	12:11:02.619	
5 -	36.506	107.0	1:10.314	71.0	1:46.820	70.77	1.092	12:12:49.439	
6 -	36.733	107.3	1:10.034	70.4	1:46.767	70.80	1.039	12:14:36.206	
7 -	36.379	106.8	1:10.183	70.8	1:46.562	70.94	0.834	12:16:22.768	
8 -	36.016	107.7	1:09.712	70.7	1:45.728 (1)	71.50		12:18:08.496	
9 -	35.832	106.6	1:10.563	69.5	1:46.395 (3)	71.05	0.667	12:19:54.891	
10 -	36.420	105.8	1:09.724	72.6	1:46.144 (2)	71.22	0.416	12:21:41.035	
11 -	36.308	107.7	1:11.082	69.2	1:47.390	70.39	1.662	12:23:28.425	
12 -	36.420	108.0	1:10.079	70.8	1:46.499	70.98	0.771	12:25:14.924	

Weather / Track : Cloudy / Dry

Anglesey International GP
Circuit Length = 2.1000 miles
Start: 12:03 Flag 12:24 End: 12:26

HSCC Historic Formula Junior Front Engine

RACE 1 - SECTOR ANALYSIS



SECTOR 1 = FL to I1, SECTOR 2 = I1 to FL, DIFF = Difference To Personal Best Lap, P = Crossed Finish Line in Pit Lane, D = Time Disallowed

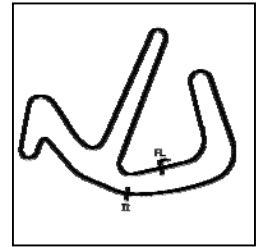
P4 25 B2 Andrew TART				Bond FJ				
IDEAL LAP TIME : 1:48.893		BEST LAP TIME : 1:49.195		DIFFERENCE : 0.302				
LAP	SECTOR 1		SECTOR 2		LAP TIME	MPH	DIFF	TIME OF DAY
1 -		103.2	1:14.169	66.7	1:57.919	64.11	8.724	12:05:46.173
2 -	38.341	104.0	1:13.951	67.3	1:52.292	67.32	3.097	12:07:38.465
3 -	37.026	109.2	1:12.305	66.2	1:49.331 (2)	69.14	0.136	12:09:27.796
4 -	37.728	108.0	1:12.521	67.3	1:50.249	68.57	1.054	12:11:18.045
5 -	37.404	108.2	1:12.710	67.5	1:50.114	68.65	0.919	12:13:08.159
6 -	37.228	107.8	1:12.371	66.4	1:49.599	68.97	0.404	12:14:57.758
7 -	37.561	106.5	1:12.149	67.7	1:49.710	68.90	0.515	12:16:47.468
8 -	37.297	108.0	1:12.182	66.8	1:49.479 (3)	69.05	0.284	12:18:36.947
9 -	37.140	109.2	1:12.371	67.5	1:49.511	69.03	0.316	12:20:26.458
10 -	37.478	100.7	1:12.018	67.1	1:49.496	69.04	0.301	12:22:15.954
11 -	37.328	108.7	1:11.867	66.1	1:49.195 (1)	69.23		12:24:05.149
12 -	37.544	109.1	1:12.156	66.2	1:49.700	68.91	0.505	12:25:54.849

P5 15 B2 Ian PHILLIPS				BMC Mk1				
IDEAL LAP TIME : 1:48.314		BEST LAP TIME : 1:48.337		DIFFERENCE : 0.023				
LAP	SECTOR 1		SECTOR 2		LAP TIME	MPH	DIFF	TIME OF DAY
1 -		101.8	1:14.442	70.8	1:56.986	64.62	8.649	12:05:45.240
2 -	37.353	103.4	1:13.811	70.8	1:51.164	68.00	2.827	12:07:36.404
3 -	37.412	102.4	1:14.276	71.0	1:51.688	67.68	3.351	12:09:28.092
4 -	38.509	101.6	1:12.998	70.1	1:51.507	67.79	3.170	12:11:19.599
5 -	37.944	99.7	1:13.413	69.6	1:51.357	67.88	3.020	12:13:10.956
6 -	37.601	101.6	1:12.445	67.2	1:50.046	68.69	1.709	12:15:01.002
7 -	37.354	99.7	1:12.070	70.8	1:49.424	69.08	1.087	12:16:50.426
8 -	37.356	101.9	1:11.521	70.5	1:48.877 (3)	69.43	0.540	12:18:39.303
9 -	36.884	102.4	1:11.453	71.0	1:48.337 (1)	69.78		12:20:27.640
10 -	37.240	101.9	1:11.430	69.3	1:48.670 (2)	69.56	0.333	12:22:16.310
11 -	37.429	104.0	1:18.849	60.4	1:56.278	65.01	7.941	12:24:12.588
12 -	37.725	101.9	1:12.209	71.3	1:49.934	68.76	1.597	12:26:02.522

P6 10 B2 Mike WALKER				Bond FJ				
IDEAL LAP TIME : 1:48.056		BEST LAP TIME : 1:48.470		DIFFERENCE : 0.414				
LAP	SECTOR 1		SECTOR 2		LAP TIME	MPH	DIFF	TIME OF DAY
1 -		100.1	1:15.816	70.1	2:00.108	62.94	11.638	12:05:48.362
2 -	36.935	101.0	1:13.762	69.0	1:50.697	68.29	2.227	12:07:39.059
3 -	36.969	105.5	1:13.749	69.5	1:50.718	68.28	2.248	12:09:29.777
4 -	37.061	98.3	1:13.119	69.4	1:50.180	68.61	1.710	12:11:19.957
5 -	37.130	105.8	1:12.356	71.0	1:49.486	69.04	1.016	12:13:09.443
6 -	36.424	109.2	1:12.611	69.6	1:49.035 (3)	69.33	0.565	12:14:58.478
7 -	37.344	100.0	1:12.728	71.1	1:50.072	68.68	1.602	12:16:48.550
8 -	36.701	106.8	1:12.490	68.2	1:49.191	69.23	0.721	12:18:37.741
9 -	36.721	105.6	1:14.402	69.7	1:51.123	68.03	2.653	12:20:28.864
10 -	36.355	106.6	1:12.115	70.1	1:48.470 (1)	69.69		12:22:17.334
11 -	36.667	104.3	1:20.594	54.2	1:57.261	64.47	8.791	12:24:14.595
12 -	37.174	107.5	1:11.701	70.1	1:48.875 (2)	69.43	0.405	12:26:03.470

HSCC Historic Formula Junior Front Engine

RACE 1 - SECTOR ANALYSIS



SECTOR 1 = FL to I1, SECTOR 2 = I1 to FL, DIFF = Difference To Personal Best Lap, P = Crossed Finish Line in Pit Lane, D = Time Disallowed

P7		3 B2		Justin FLEMING		Lola Mk2		
IDEAL LAP TIME : 1:50.985		BEST LAP TIME : 1:51.292		DIFFERENCE : 0.307				
LAP	SECTOR 1		SECTOR 2		LAP TIME	MPH	DIFF	TIME OF DAY
1 -		105.1	1:35.554	60.7	2:17.541	54.96	26.249	12:06:05.795
2 -	38.854	105.6	1:13.702	65.5	1:52.556	67.16	1.264	12:07:58.351
3 -	37.283	101.2	1:14.009	65.7	1:51.292 (1)	67.92		12:09:49.643
4 -	37.487	107.0	1:15.343	65.4	1:52.830	67.00	1.538	12:11:42.473
5 -	39.379	103.4	1:13.935	65.3	1:53.314	66.71	2.022	12:13:35.787
6 -	38.350	100.3	1:14.759	67.2	1:53.109	66.83	1.817	12:15:28.896
7 -	37.601	107.0	1:13.768	67.9	1:51.369 (2)	67.88	0.077	12:17:20.265
8 -	37.425	105.8	1:14.228	68.0	1:51.653 (3)	67.70	0.361	12:19:11.918
9 -	39.703	93.3	1:15.664	62.2	1:55.367	65.53	4.075	12:21:07.285
10 -	38.881	101.3	1:15.114	67.5	1:53.995	66.31	2.703	12:23:01.280
11 -	37.719	101.3	1:15.517	61.6	1:53.236	66.76	1.944	12:24:54.516

P8		31 H		Hans CIERS		U2 Mk3		
IDEAL LAP TIME : 1:55.149		BEST LAP TIME : 1:55.494		DIFFERENCE : 0.345				
LAP	SECTOR 1		SECTOR 2		LAP TIME	MPH	DIFF	TIME OF DAY
1 -		87.2	1:17.777	66.9	2:04.839	60.55	9.345	12:05:53.093
2 -	39.534	94.3	1:15.960	66.2	1:55.494 (1)	65.45		12:07:48.587
3 -	39.295	94.5	1:17.348	67.2	1:56.643	64.81	1.149	12:09:45.230
4 -	40.259	92.1	1:16.269	65.6	1:56.528	64.87	1.034	12:11:41.758
5 -	41.978	92.3	1:16.556	67.3	1:58.534	63.77	3.040	12:13:40.292
6 -	39.806	93.8	1:16.447	67.3	1:56.253 (3)	65.03	0.759	12:15:36.545
7 -	39.646	91.4	1:16.725	66.8	1:56.371	64.96	0.877	12:17:32.916
8 -	39.755	90.3	1:18.289	66.3	1:58.044	64.04	2.550	12:19:30.960
9 -	40.378	89.8	1:18.737	67.3	1:59.115	63.46	3.621	12:21:30.075
10 -	39.730	93.3	1:15.854	67.7	1:55.584 (2)	65.40	0.090	12:23:25.659
11 -	40.181	82.7	1:17.269	68.6	1:57.450	64.36	1.956	12:25:23.109

P9		39 A		David INNES		Stanguellini		
IDEAL LAP TIME : 1:59.171		BEST LAP TIME : 1:59.364		DIFFERENCE : 0.193				
LAP	SECTOR 1		SECTOR 2		LAP TIME	MPH	DIFF	TIME OF DAY
1 -		91.3	1:19.699	61.1	2:06.521	59.75	7.157	12:05:54.775
2 -	40.827	92.4	1:19.248	60.0	2:00.075 (3)	62.96	0.711	12:07:54.850
3 -	41.314	91.8	1:20.141	60.1	2:01.455	62.24	2.091	12:09:56.305
4 -	41.958	92.5	1:19.422	60.1	2:01.380	62.28	2.016	12:11:57.685
5 -	40.851	92.9	1:19.036	60.9	1:59.887 (2)	63.05	0.523	12:13:57.572
6 -	40.806	90.9	1:19.816	61.2	2:00.622	62.67	1.258	12:15:58.194
7 -	40.885	92.5	1:19.842	60.5	2:00.727	62.62	1.363	12:17:58.921
8 -	40.921	89.5	1:19.732	60.3	2:00.653	62.65	1.289	12:19:59.574
9 -	40.684	92.9	1:19.438	60.7	2:00.122	62.93	0.758	12:21:59.696
10 -	40.834	92.6	1:18.530	60.9	1:59.364 (1)	63.33		12:23:59.060
11 -	40.641	92.3	1:20.104	60.2	2:00.745	62.61	1.381	12:25:59.805

P10		4 B1		Graham BARRON		Gemini Mk2		
IDEAL LAP TIME : 1:52.977		BEST LAP TIME : 1:52.977		DIFFERENCE : 0.000				
LAP	SECTOR 1		SECTOR 2		LAP TIME	MPH	DIFF	TIME OF DAY
1 -		96.1	1:15.722	65.9	1:59.103 (3)	63.47	6.126	12:05:47.357
2 -	38.297	92.5	1:15.638	66.5	1:53.935 (2)	66.35	0.958	12:07:41.292
3 -	37.918	96.5	1:15.059	64.7	1:52.977 (1)	66.91		12:09:34.269

Weather / Track : Cloudy / Dry

Anglesey International GP
Circuit Length = 2.1000 miles
Start: 12:03 Flag 12:24 End: 12:26

HSCC Historic Formula Junior Front Engine

RACE 1 - BEST SECTORS

SECTOR 1			SECTOR 2			IDEAL / BEST COMPARISON						
POS	NO	NAME	TIME	NO	NAME	TIME	POS	NO	NAME	IDEAL	BEST	DIFF
									PERFECT LAP	1:42.547		
1	33	DRAKE	34.961	33	DRAKE	1:07.586	1	33	DRAKE	1:42.547	1:42.547	0.000
2	9	DE LA ROCHE	35.011	9	DE LA ROCHE	1:08.853	2	9	DE LA ROCHE	1:43.864	1:44.019	0.155
3	8	MORTON	35.832	8	MORTON	1:09.712	3	8	MORTON	1:45.544	1:45.728	0.184
4	10	WALKER	36.355	15	PHILLIPS	1:11.430	4	10	WALKER	1:48.056	1:48.470	0.414
5	15	PHILLIPS	36.884	10	WALKER	1:11.701	5	15	PHILLIPS	1:48.314	1:48.337	0.023
6	25	TART	37.026	25	TART	1:11.867	6	25	TART	1:48.893	1:49.195	0.302
7	3	FLEMING	37.283	3	FLEMING	1:13.702	7	3	FLEMING	1:50.985	1:51.292	0.307
8	4	BARRON	37.918	4	BARRON	1:15.059	8	4	BARRON	1:52.977	1:52.977	0.000
9	31	CIERS	39.295	31	CIERS	1:15.854	9	31	CIERS	1:55.149	1:55.494	0.345
10	39	INNES	40.641	39	INNES	1:18.530	10	39	INNES	1:59.171	1:59.364	0.193

Weather / Track : Cloudy / Dry

Results can be found at www.tsl-timing.com

Anglesey International GP
Circuit Length = 2.1000 miles
Start: 12:03 Flag 12:24 End: 12:26

Printed - 12:28 Saturday, 13 July 2019

HSCC Historic Formula Junior Front Engine

RACE 1 - BEST SPEEDS

POS	INTERMEDIATE 1			INTERMEDIATE 2			FINISH LINE		
	NO	NAME	MPH	NO	NAME	MPH	NO	NAME	MPH
1	33	DRAKE	114.1				33	DRAKE	75.9
2	9	DE LA ROCHE	109.2				8	MORTON	72.6
3	25	TART	109.2				9	DE LA ROCHE	72.3
4	10	WALKER	109.2				15	PHILLIPS	71.3
5	8	MORTON	108.5				10	WALKER	71.1
6	3	FLEMING	107.0				31	CIERS	68.6
7	15	PHILLIPS	104.0				3	FLEMING	68.0
8	4	BARRON	96.5				25	TART	67.7
9	31	CIERS	94.5				4	BARRON	66.5
10	39	INNES	92.9				39	INNES	61.2

Weather / Track : Cloudy / Dry

Results can be found at www.tsl-timing.com

Anglesey International GP
Circuit Length = 2.1000 miles
Start: 12:03 Flag 12:24 End: 12:26

Printed - 12:28 Saturday, 13 July 2019

HSCC Historic Formula Junior Front Engine

RACE 1 - STATISTICS

Competitors Started 10
Planned Start 2019-07-13 @ 12:00:00.000
Actual Start 2019-07-13 @ 12:03:48.253
Finish Time 2019-07-13 @ 12:24:39.910
Track Length 2.1000mi.
Total Laps 108
Total Distance Covered 226.8000mi.

Session Fastest Lap History

NO	CL	NAME	LAP TIME	TIME OF DAY	LAP	VEHICLE
33	B2	Chris DRAKE	1:47.374	12:05:35.676	1	Terrier Mk4 Series 1
33	B2	Chris DRAKE	1:43.198	12:07:18.872	2	Terrier Mk4 Series 1
33	B2	Chris DRAKE	1:42.547	12:09:01.420	3	Terrier Mk4 Series 1

Session Leader History

NO	CL	NAME	FROM LAP	LAPS LED	DISTANCE	VEHICLE
33	B2	Chris DRAKE	1	12	25.20 miles	Terrier Mk4 Series 1

Flag History

TYPE	TIME OF DAY
GREEN	12:03:48.253
FINISH	12:24:39.910

Flag Statistics

TYPE	COUNT	TOTAL LAPS	TOTAL TIME
Green	1	12	22:24.705
Red	0	0	0.000
Safety Car	0	0	0.000
FCY	0	0	0.000

Weather / Track : Cloudy / Dry

These results are provisional until the conclusion of any judicial and technical matters.

Anglesey International GP
Circuit Length = 2.1000 miles
Start: 12:03 Flag 12:24 End: 12:26

Clerk Of Course : Julian Floyd	Timekeeper : Nick Palmer
--------------------------------	--------------------------

HSCC Historic Formula Junior Front Engine

RACE 1 - STATISTICS

CLASS : A

1 Starters

Fastest Lap History

NO	NAME	LAP TIME	TIME OF DAY	LAP	VEHICLE
39	David INNES	2:06.521	12:05:54.807	1	Stanguellini
39	David INNES	2:00.075	12:07:54.882	2	Stanguellini
39	David INNES	1:59.887	12:13:57.603	5	Stanguellini
39	David INNES	1:59.364	12:23:59.091	10	Stanguellini

Leader History

NO	NAME	FROM LAP	LAPS LED	DISTANCE	VEHICLE
39	David INNES	1	11	23.10 miles	Stanguellini

Weather / Track : Cloudy / Dry

These results are provisional until the conclusion of any judicial and technical matters.

Anglesey International GP

Circuit Length = 2.1000 miles

Start: 12:03 Flag 12:24 End: 12:26

Clerk Of Course : Julian Floyd

Timekeeper : Nick Palmer

HSCC Historic Formula Junior Front Engine

RACE 1 - STATISTICS

CLASS : B1

1 Starters

Fastest Lap History

NO	NAME	LAP TIME	TIME OF DAY	LAP	VEHICLE
4	Graham BARRON	1:59.103	12:05:47.394	1	Gemini Mk2
4	Graham BARRON	1:53.935	12:07:41.331	2	Gemini Mk2
4	Graham BARRON	1:52.977	12:09:34.308	3	Gemini Mk2

Leader History

NO	NAME	FROM LAP	LAPS LED	DISTANCE	VEHICLE
4	Graham BARRON	1	3	6.30 miles	Gemini Mk2

Weather / Track : Cloudy / Dry

These results are provisional until the conclusion of any judicial and technical matters.

Anglesey International GP

Circuit Length = 2.1000 miles

Start: 12:03 Flag 12:24 End: 12:26

Clerk Of Course : Julian Floyd

Timekeeper : Nick Palmer

HSCC Historic Formula Junior Front Engine

RACE 1 - STATISTICS

CLASS : B2

7 Starters

Fastest Lap History

NO	NAME	LAP TIME	TIME OF DAY	LAP	VEHICLE
33	Chris DRAKE	1:47.374	12:05:35.676	1	Terrier Mk4 Series 1
33	Chris DRAKE	1:43.198	12:07:18.872	2	Terrier Mk4 Series 1
33	Chris DRAKE	1:42.547	12:09:01.420	3	Terrier Mk4 Series 1

Leader History

NO	NAME	FROM LAP	LAPS LED	DISTANCE	VEHICLE
33	Chris DRAKE	1	12	25.20 miles	Terrier Mk4 Series 1

Weather / Track : Cloudy / Dry

These results are provisional until the conclusion of any judicial and technical matters.

Anglesey International GP

Circuit Length = 2.1000 miles

Start: 12:03 Flag 12:24 End: 12:26

Clerk Of Course : Julian Floyd

Timekeeper : Nick Palmer

HSCC Historic Formula Junior Front Engine

RACE 1 - STATISTICS

CLASS : H

1 Starters

Fastest Lap History

NO	NAME	LAP TIME	TIME OF DAY	LAP	VEHICLE
31	Hans CIERS	2:04.839	12:05:53.124	1	U2 Mk3
31	Hans CIERS	1:55.494	12:07:48.620	2	U2 Mk3

Leader History

NO	NAME	FROM LAP	LAPS LED	DISTANCE	VEHICLE
31	Hans CIERS	1	11	23.10 miles	U2 Mk3

Weather / Track : Cloudy / Dry

These results are provisional until the conclusion of any judicial and technical matters.

Anglesey International GP
Circuit Length = 2.1000 miles
Start: 12:03 Flag 12:24 End: 12:26

Clerk Of Course : Julian Floyd	Timekeeper : Nick Palmer
--------------------------------	--------------------------

Sheet No:

Issue Time:



HSCC Historic Formula Junior Front Engine RACE 11 - GRID (20 minutes) - AMENDED

ROW 6	11	22	Richard BISHOP-MILLER	2:11.047
ROW 5	10	39	David INNES	1:58.386
	9	31	Hans CIERS	1:54.628
ROW 4	8	4	Graham BARRON	1:53.406
	7	15	Ian PHILLIPS	1:48.943
ROW 3	6	3	Justin FLEMING	1:48.933
	5	10	Mike WALKER	1:48.890
ROW 2	4	25	Andrew TART	1:48.785
	3	8	Alex MORTON	1:47.416
ROW 1	2	9	Peter DE LA ROCHE	1:43.642
	1	33	Chris DRAKE	1:41.298
Pole				

Anglesey International GP
Circuit Length = 2.1000 miles

These results are provisional until the conclusion of any judicial and technical matters.

Clerk Of Course : Julian Floyd

Steward :

Timekeeper : Nick Palmer

Sheet No:

Issue Time:



HSCC Historic Formula Junior Front Engine

RACE 11 - CLASSIFICATION

POS	NO	CL	PIC NAME	ENTRY	LAPS	TIME	GAP	DIFF	MPH	BEST	ON
1	33	B2	1 Chris DRAKE	Terrier Mk4 Series 1	12	20:58.757			72.07	1:42.440	6
2	9	B2	2 Peter DE LA ROCHE	Lola Mk2	12	21:22.509	23.752	23.752	70.73	1:44.228	2
3	8	B2	3 Alex MORTON	Condor S2	12	21:36.294	37.537	13.785	69.98	1:47.142	8
4	10	B2	4 Mike WALKER	Bond FJ	12	21:58.553	59.796	22.259	68.80	1:47.930	11
5	25	B2	5 Andrew TART	Bond FJ	12	22:00.938	1:02.181	2.385	68.67	1:47.995	9
6	3	B2	6 Justin FLEMING	Lola Mk2	12	22:02.023	1:03.266	1.085	68.62	1:48.455	7
7	15	B2	7 Ian PHILLIPS	BMC Mk1	12	22:02.305	1:03.548	0.282	68.60	1:48.751	4
8	31	H	1 Hans CIERS	U2 Mk3	11	21:42.101	1 Lap	1 Lap	63.86	1:55.634	3

NOT CLASSIFIED

DNF	39	A	David INNES	Stanguellini	6	12:17.127	6 Laps	5 Laps	61.53	2:00.813	4
DNF	4	B1	Graham BARRON	Gemini Mk2	0						

FASTEST LAP

33	B2	Chris DRAKE	Terrier Mk4 Series 1	6	1:42.440	73.79 mph	118.76 kph
31	H	Hans CIERS	U2 Mk3	3	1:55.634	65.37 mph	105.21 kph
39	A	David INNES	Stanguellini	4	2:00.813	62.57 mph	100.70 kph

Weather / Track : Bright / Dry

These results are provisional until the conclusion of any judicial and technical matters.

Anglesey International GP

Circuit Length = 2.1000 miles

Start: 11:09 Flag 11:30 End: 11:31

Clerk Of Course : Julian Floyd

Steward :

Timekeeper : Nick Palmer

HSCC Historic Formula Junior Front Engine

RACE 11 - LAP CHART

LAP 1 @ 11:11:09.258			LAP 2 @ 11:12:52.635			LAP 3 @ 11:14:35.762			LAP 4 @ 11:16:19.525			LAP 5 @ 11:18:02.892		
NO	BEHIND	LAP TIME	NO	BEHIND	LAP TIME	NO	BEHIND	LAP TIME	NO	BEHIND	LAP TIME	NO	BEHIND	LAP TIME
33		1:47.415	33		1:43.377	33		1:43.127	33		1:43.763	33		1:43.367
9	2.718	1:50.133	9	3.569	1:44.228	9	5.857	1:45.415	9	7.092	1:44.998	9	13.348	1:49.623
8	4.593	1:52.008	8	8.513	1:47.297	8	13.093	1:47.707	8	16.993	1:47.663	8	21.649	1:48.023
15	10.959	1:58.374	3	18.109	1:49.805	3	23.993	1:49.011	3	29.318	1:49.088	3	35.044	1:49.093
3	11.681	1:59.096	15	18.758	1:51.176	15	25.004	1:49.373	15	29.992	1:48.751	15	35.577	1:48.952
10	13.070	2:00.485	10	19.598	1:49.905	10	26.215	1:49.744	10	31.378	1:48.926	10	36.714	1:48.703
25	18.576	2:05.991	25	24.094	1:48.895	25	30.004	1:49.037	25	35.068	1:48.827	25	40.329	1:48.628
31	22.447	2:09.862	31	35.211	1:56.141	31	47.718	1:55.634	31	59.707	1:55.752	31	1:13.179	1:56.839
39	22.742	2:10.157	39	40.197	2:00.832	39	59.028	2:01.958	39	1:16.078	2:00.813	39	1:33.744	2:01.033

Weather / Track : Bright / Dry

Results can be found at www.tsl-timing.com

Page 1 of 3

Anglesey International GP
Circuit Length = 2.1000 miles
Start: 11:09 Flag 11:30 End: 11:31

Printed - 11:33 Sunday, 14 July 2019

HSCC Historic Formula Junior Front Engine

RACE 11 - LAP CHART

LAP 6 @ 11:19:45.332			LAP 7 @ 11:21:31.084			LAP 8 @ 11:23:16.992			LAP 9 @ 11:25:02.701			LAP 10 @ 11:26:48.000		
NO	BEHIND	LAP TIME	NO	BEHIND	LAP TIME	NO	BEHIND	LAP TIME	NO	BEHIND	LAP TIME	NO	BEHIND	LAP TIME
33		1:42.440	33		1:45.752	33		1:45.908	33		1:45.709	33		1:45.299
9	16.829	1:45.921	39	1 Lap	2:02.334	9	19.032	1:46.320	31	1 Lap	1:58.891	31	1 Lap	1:57.920
8	26.388	1:47.179	9	18.620	1:47.543	8	29.345	1:47.142	9	20.009	1:46.686	9	21.186	1:46.476
3	41.600	1:48.996	8	28.111	1:47.475	3	47.712	1:49.317	8	31.786	1:48.150	8	33.829	1:47.342
15	42.214	1:49.077	3	44.303	1:48.455	15	48.697	1:49.002	3	50.735	1:48.732	3	54.694	1:49.258
10	43.146	1:48.872	15	45.603	1:49.141	10	50.210	1:50.054	15	51.847	1:48.859	10	55.615	1:48.322
25	46.767	1:48.878	10	46.064	1:48.670	25	51.914	1:48.731	10	52.592	1:48.091	15	56.251	1:49.703
31	1:27.639	1:56.900	25	49.091	1:48.076				25	54.200	1:47.995	25	57.001	1:48.100
			31	1:39.262	1:57.375									

Weather / Track : Bright / Dry

Results can be found at www.tsl-timing.com

Page 2 of 3

Anglesey International GP
Circuit Length = 2.1000 miles
Start: 11:09 Flag 11:30 End: 11:31

Printed - 11:33 Sunday, 14 July 2019

HSCC Historic Formula Junior Front Engine

RACE 11 - LAP CHART

LAP 11 @ 11:28:34.086			LAP 12 @ 11:30:20.600		
NO	BEHIND	LAP TIME	NO	BEHIND	LAP TIME
33		1:46.086	33		1:46.514
9	22.417	1:47.317	9	23.752	1:47.849
31	1 Lap	1:58.902	8	37.537	1:48.612
8	35.439	1:47.696	31	1 Lap	1:57.885
10	57.459	1:47.930	10	59.796	1:48.851
3	59.008	1:50.400	25	1:02.181	1:48.704
25	59.991	1:49.076	3	1:03.266	1:50.772
15	1:00.673	1:50.508	15	1:03.548	1:49.389

Weather / Track : Bright / Dry

Results can be found at www.tsl-timing.com

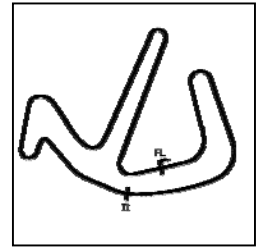
Page 3 of 3

Anglesey International GP
Circuit Length = 2.1000 miles
Start: 11:09 Flag 11:30 End: 11:31

Printed - 11:33 Sunday, 14 July 2019

HSCC Historic Formula Junior Front Engine

RACE 11 - SECTOR ANALYSIS



SECTOR 1 = FL to I1, SECTOR 2 = I1 to FL, DIFF = Difference To Personal Best Lap, P = Crossed Finish Line in Pit Lane, D = Time Disallowed

P1		33 B2		Chris DRAKE		Terrier Mk4 Series 1		
IDEAL LAP TIME : 1:42.440		BEST LAP TIME : 1:42.440		DIFFERENCE : 0.000				
LAP	SECTOR 1		SECTOR 2		LAP TIME	MPH	DIFF	TIME OF DAY
1 -		111.2	1:08.051	75.3	1:47.415	70.38	4.975	11:11:09.258
2 -	35.509	111.6	1:07.868	76.3	1:43.377	73.13	0.937	11:12:52.635
3 -	35.505	111.8	1:07.622	75.8	1:43.127 (2)	73.30	0.687	11:14:35.762
4 -	35.591	111.4	1:08.172	76.6	1:43.763	72.85	1.323	11:16:19.525
5 -	35.147	112.7	1:08.220	74.5	1:43.367 (3)	73.13	0.927	11:18:02.892
6 -	34.944	111.8	1:07.496	76.1	1:42.440 (1)	73.79		11:19:45.332
7 -	35.716	112.0	1:10.036	72.0	1:45.752	71.48	3.312	11:21:31.084
8 -	36.040	109.2	1:09.868	74.2	1:45.908	71.38	3.468	11:23:16.992
9 -	35.706	112.4	1:10.003	74.2	1:45.709	71.51	3.269	11:25:02.701
10 -	36.336	108.0	1:08.963	75.4	1:45.299	71.79	2.859	11:26:48.000
11 -	36.443	102.7	1:09.643	74.3	1:46.086	71.26	3.646	11:28:34.086
12 -	36.353	102.6	1:10.161	72.0	1:46.514	70.97	4.074	11:30:20.600

P2		9 B2		Peter DE LA ROCHE		Lola Mk2		
IDEAL LAP TIME : 1:44.228		BEST LAP TIME : 1:44.228		DIFFERENCE : 0.000				
LAP	SECTOR 1		SECTOR 2		LAP TIME	MPH	DIFF	TIME OF DAY
1 -		109.4	1:09.525	72.7	1:50.133	68.64	5.905	11:11:11.976
2 -	35.195	108.5	1:09.033	73.2	1:44.228 (1)	72.53		11:12:56.204
3 -	35.392	108.9	1:10.023	73.1	1:45.415 (3)	71.71	1.187	11:14:41.619
4 -	35.342	108.2	1:09.656	73.4	1:44.998 (2)	72.00	0.770	11:16:26.617
5 -	39.089	84.9	1:10.534	72.6	1:49.623	68.96	5.395	11:18:16.240
6 -	35.303	108.2	1:10.618	72.0	1:45.921	71.37	1.693	11:20:02.161
7 -	36.242	106.8	1:11.301	72.3	1:47.543	70.29	3.315	11:21:49.704
8 -	35.790	108.7	1:10.530	72.7	1:46.320	71.10	2.092	11:23:36.024
9 -	35.667	108.0	1:11.019	71.3	1:46.686	70.86	2.458	11:25:22.710
10 -	35.994	106.8	1:10.482	72.9	1:46.476	71.00	2.248	11:27:09.186
11 -	36.323	107.5	1:10.994	72.6	1:47.317	70.44	3.089	11:28:56.503
12 -	35.937	108.7	1:11.912	68.9	1:47.849	70.09	3.621	11:30:44.352

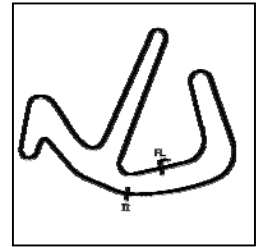
P3		8 B2		Alex MORTON		Condor S2		
IDEAL LAP TIME : 1:46.924		BEST LAP TIME : 1:47.142		DIFFERENCE : 0.218				
LAP	SECTOR 1		SECTOR 2		LAP TIME	MPH	DIFF	TIME OF DAY
1 -		107.2	1:11.418	72.3	1:52.008	67.49	4.866	11:11:13.851
2 -	36.460	108.0	1:10.837	71.8	1:47.297 (3)	70.45	0.155	11:13:01.148
3 -	36.428	106.8	1:11.279	71.7	1:47.707	70.19	0.565	11:14:48.855
4 -	36.407	106.0	1:11.256	71.0	1:47.663	70.21	0.521	11:16:36.518
5 -	36.759	103.8	1:11.264	71.7	1:48.023	69.98	0.881	11:18:24.541
6 -	36.593	105.0	1:10.586	71.0	1:47.179 (2)	70.53	0.037	11:20:11.720
7 -	36.813	105.1	1:10.662	70.9	1:47.475	70.34	0.333	11:21:59.195
8 -	36.625	106.1	1:10.517	72.0	1:47.142 (1)	70.56		11:23:46.337
9 -	36.652	104.3	1:11.498	70.8	1:48.150	69.90	1.008	11:25:34.487
10 -	36.519	105.1	1:10.823	70.1	1:47.342	70.42	0.200	11:27:21.829
11 -	36.698	103.7	1:10.998	71.8	1:47.696	70.19	0.554	11:29:09.525
12 -	37.168	102.7	1:11.444	69.4	1:48.612	69.60	1.470	11:30:58.137

Weather / Track : Bright / Dry

Anglesey International GP
 Circuit Length = 2.1000 miles
 Start: 11:09 Flag 11:30 End: 11:31

HSCC Historic Formula Junior Front Engine

RACE 11 - SECTOR ANALYSIS



SECTOR 1 = FL to I1, SECTOR 2 = I1 to FL, DIFF = Difference To Personal Best Lap, P = Crossed Finish Line in Pit Lane, D = Time Disallowed

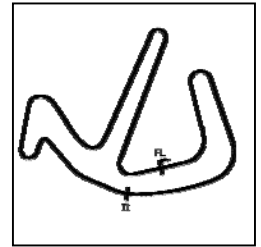
P4 10 B2 Mike WALKER					Bond FJ			
IDEAL LAP TIME : 1:47.838		BEST LAP TIME : 1:47.930		DIFFERENCE : 0.092				
LAP	SECTOR 1		SECTOR 2		LAP TIME	MPH	DIFF	TIME OF DAY
1 -		102.1	1:16.165	67.9	2:00.485	62.74	12.555	11:11:22.328
2 -	36.851	112.0	1:13.054	69.3	1:49.905	68.78	1.975	11:13:12.233
3 -	36.753	110.9	1:12.991	70.0	1:49.744	68.88	1.814	11:15:01.977
4 -	36.405	110.1	1:12.521	70.6	1:48.926	69.40	0.996	11:16:50.903
5 -	36.063	105.6	1:12.640	71.1	1:48.703	69.54	0.773	11:18:39.606
6 -	36.300	108.9	1:12.572	71.2	1:48.872	69.43	0.942	11:20:28.478
7 -	36.359	105.0	1:12.311	71.4	1:48.670	69.56	0.740	11:22:17.148
8 -	36.863	108.7	1:13.191	71.3	1:50.054	68.69	2.124	11:24:07.202
9 -	36.203	110.7	1:11.888	71.3	1:48.091 (2)	69.94	0.161	11:25:55.293
10 -	36.232	110.0	1:12.090	71.3	1:48.322 (3)	69.79	0.392	11:27:43.615
11 -	36.155	110.5	1:11.775	68.3	1:47.930 (1)	70.04		11:29:31.545
12 -	36.550	109.2	1:12.301	70.7	1:48.851	69.45	0.921	11:31:20.396

P5 25 B2 Andrew TART					Bond FJ			
IDEAL LAP TIME : 1:47.759		BEST LAP TIME : 1:47.995		DIFFERENCE : 0.236				
LAP	SECTOR 1		SECTOR 2		LAP TIME	MPH	DIFF	TIME OF DAY
1 -		108.2	1:22.694	69.9	2:05.991	60.00	17.996	11:11:27.834
2 -	37.299	109.1	1:11.596	70.6	1:48.895	69.42	0.900	11:13:16.729
3 -	37.107	110.5	1:11.930	71.0	1:49.037	69.33	1.042	11:15:05.766
4 -	37.209	110.0	1:11.618	71.2	1:48.827	69.46	0.832	11:16:54.593
5 -	36.886	110.0	1:11.742	66.5	1:48.628	69.59	0.633	11:18:43.221
6 -	37.212	109.8	1:11.666	71.6	1:48.878	69.43	0.883	11:20:32.099
7 -	36.836	110.9	1:11.240	70.4	1:48.076 (2)	69.95	0.081	11:22:20.175
8 -	37.392	110.3	1:11.339	70.9	1:48.731	69.52	0.736	11:24:08.906
9 -	36.672	111.1	1:11.323	70.5	1:47.995 (1)	70.00		11:25:56.901
10 -	36.519	110.3	1:11.581	68.2	1:48.100 (3)	69.93	0.105	11:27:45.001
11 -	36.866	109.4	1:12.210	70.9	1:49.076	69.30	1.081	11:29:34.077
12 -	36.690	111.2	1:12.014	68.9	1:48.704	69.54	0.709	11:31:22.781

P6 3 B2 Justin FLEMING					Lola Mk2			
IDEAL LAP TIME : 1:48.433		BEST LAP TIME : 1:48.455		DIFFERENCE : 0.022				
LAP	SECTOR 1		SECTOR 2		LAP TIME	MPH	DIFF	TIME OF DAY
1 -		101.2	1:15.749	65.2	1:59.096	63.47	10.641	11:11:20.939
2 -	37.481	106.3	1:12.324	70.2	1:49.805	68.84	1.350	11:13:10.744
3 -	37.160	106.8	1:11.851	70.8	1:49.011	69.35	0.556	11:14:59.755
4 -	36.879	106.6	1:12.209	70.7	1:49.088	69.30	0.633	11:16:48.843
5 -	36.955	107.2	1:12.138	69.0	1:49.093	69.29	0.638	11:18:37.936
6 -	36.817	107.3	1:12.179	67.8	1:48.996 (3)	69.36	0.541	11:20:26.932
7 -	36.839	107.5	1:11.616	71.3	1:48.455 (1)	69.70		11:22:15.387
8 -	37.087	106.5	1:12.230	71.2	1:49.317	69.15	0.862	11:24:04.704
9 -	36.902	107.0	1:11.830	70.4	1:48.732 (2)	69.52	0.277	11:25:53.436
10 -	37.039	105.6	1:12.219	65.9	1:49.258	69.19	0.803	11:27:42.694
11 -	37.236	101.9	1:13.164	69.3	1:50.400	68.47	1.945	11:29:33.094
12 -	37.076	106.6	1:13.696	65.8	1:50.772	68.24	2.317	11:31:23.866

HSCC Historic Formula Junior Front Engine

RACE 11 - SECTOR ANALYSIS



SECTOR 1 = FL to I1, SECTOR 2 = I1 to FL, DIFF = Difference To Personal Best Lap, P = Crossed Finish Line in Pit Lane, D = Time Disallowed

P7		15 B2		Ian PHILLIPS		BMC Mk1		
IDEAL LAP TIME : 1:48.653		BEST LAP TIME : 1:48.751		DIFFERENCE : 0.098				
LAP	SECTOR 1		SECTOR 2		LAP TIME	MPH	DIFF	TIME OF DAY
1 -		101.3	1:15.544	69.7	1:58.374	63.86	9.623	11:11:20.217
2 -	37.575	102.4	1:13.601	71.4	1:51.176	68.00	2.425	11:13:11.393
3 -	36.964	103.5	1:12.409	71.0	1:49.373	69.12	0.622	11:15:00.766
4 -	36.842	104.3	1:11.909	71.7	1:48.751 (1)	69.51		11:16:49.517
5 -	37.026	104.0	1:11.926	71.9	1:48.952 (3)	69.38	0.201	11:18:38.469
6 -	36.886	102.2	1:12.191	71.6	1:49.077	69.30	0.326	11:20:27.546
7 -	37.079	103.4	1:12.062	70.8	1:49.141	69.26	0.390	11:22:16.687
8 -	36.744	103.8	1:12.258	72.0	1:49.002	69.35	0.251	11:24:05.689
9 -	36.919	103.7	1:11.940	72.0	1:48.859 (2)	69.44	0.108	11:25:54.548
10 -	36.915	104.6	1:12.788	71.3	1:49.703	68.91	0.952	11:27:44.251
11 -	37.109	101.3	1:13.399	71.0	1:50.508	68.41	1.757	11:29:34.759
12 -	37.241	103.7	1:12.148	72.1	1:49.389	69.11	0.638	11:31:24.148

P8		31 H		Hans CIERS		U2 Mk3		
IDEAL LAP TIME : 1:55.097		BEST LAP TIME : 1:55.634		DIFFERENCE : 0.537				
LAP	SECTOR 1		SECTOR 2		LAP TIME	MPH	DIFF	TIME OF DAY
1 -		86.2	1:21.690	66.4	2:09.862	58.21	14.228	11:11:31.705
2 -	40.476	90.6	1:15.665	69.8	1:56.141 (3)	65.09	0.507	11:13:27.846
3 -	40.406	90.4	1:15.228	69.4	1:55.634 (1)	65.37		11:15:23.480
4 -	39.869	92.1	1:15.883	68.3	1:55.752 (2)	65.31	0.118	11:17:19.232
5 -	40.388	90.9	1:16.451	68.7	1:56.839	64.70	1.205	11:19:16.071
6 -	40.330	92.6	1:16.570	68.5	1:56.900	64.67	1.266	11:21:12.971
7 -	40.632	89.9	1:16.743	68.9	1:57.375	64.40	1.741	11:23:10.346
8 -	40.626	91.4	1:18.265	67.3	1:58.891	63.58	3.257	11:25:09.237
9 -	40.720	92.1	1:17.200	67.1	1:57.920	64.11	2.286	11:27:07.157
10 -	41.935	92.9	1:16.967	66.8	1:58.902	63.58	3.268	11:29:06.059
11 -	41.465	85.7	1:16.420	67.7	1:57.885	64.13	2.251	11:31:03.944

P9		39 A		David INNES		Stanguellini		
IDEAL LAP TIME : 2:00.042		BEST LAP TIME : 2:00.813		DIFFERENCE : 0.771				
LAP	SECTOR 1		SECTOR 2		LAP TIME	MPH	DIFF	TIME OF DAY
1 -		90.5	1:22.542	59.3	2:10.157	58.08	9.344	11:11:32.000
2 -	41.845	92.1	1:18.987	59.9	2:00.832 (2)	62.56	0.019	11:13:32.832
3 -	41.466	91.4	1:20.492	60.2	2:01.958	61.98	1.145	11:15:34.790
4 -	41.153	91.8	1:19.660	58.1	2:00.813 (1)	62.57		11:17:35.603
5 -	41.055	91.0	1:19.978	59.2	2:01.033 (3)	62.46	0.220	11:19:36.636
6 -	41.547	89.1	1:20.787	57.8	2:02.334	61.79	1.521	11:21:38.970

Weather / Track : Bright / Dry

Anglesey International GP
Circuit Length = 2.1000 miles
Start: 11:09 Flag 11:30 End: 11:31

HSCC Historic Formula Junior Front Engine

RACE 11 - BEST SECTORS

SECTOR 1			SECTOR 2			IDEAL / BEST COMPARISON						
POS	NO	NAME	TIME	NO	NAME	TIME	POS	NO	NAME	IDEAL	BEST	DIFF
									PERFECT LAP	1:42.440		
1	33	DRAKE	34.944	33	DRAKE	1:07.496	1	33	DRAKE	1:42.440	1:42.440	0.000
2	9	DE LA ROCHE	35.195	9	DE LA ROCHE	1:09.033	2	9	DE LA ROCHE	1:44.228	1:44.228	0.000
3	10	WALKER	36.063	8	MORTON	1:10.517	3	8	MORTON	1:46.924	1:47.142	0.218
4	8	MORTON	36.407	25	TART	1:11.240	4	25	TART	1:47.759	1:47.995	0.236
5	25	TART	36.519	3	FLEMING	1:11.616	5	10	WALKER	1:47.838	1:47.930	0.092
6	15	PHILLIPS	36.744	10	WALKER	1:11.775	6	3	FLEMING	1:48.433	1:48.455	0.022
7	3	FLEMING	36.817	15	PHILLIPS	1:11.909	7	15	PHILLIPS	1:48.653	1:48.751	0.098
8	31	CIERS	39.869	31	CIERS	1:15.228	8	31	CIERS	1:55.097	1:55.634	0.537
9	39	INNES	41.055	39	INNES	1:18.987	9	39	INNES	2:00.042	2:00.813	0.771
10												

Weather / Track : Bright / Dry

Results can be found at www.tsl-timing.com

Anglesey International GP
Circuit Length = 2.1000 miles
Start: 11:09 Flag 11:30 End: 11:31

Printed - 11:34 Sunday, 14 July 2019

HSCC Historic Formula Junior Front Engine

RACE 11 - BEST SPEEDS

POS	INTERMEDIATE 1			INTERMEDIATE 2			FINISH LINE		
	NO	NAME	MPH	NO	NAME	MPH	NO	NAME	MPH
1	33	DRAKE	112.7				33	DRAKE	76.6
2	10	WALKER	112.0				9	DE LA ROCHE	73.4
3	25	TART	111.2				8	MORTON	72.3
4	9	DE LA ROCHE	109.4				15	PHILLIPS	72.1
5	8	MORTON	108.0				25	TART	71.6
6	3	FLEMING	107.5				10	WALKER	71.4
7	15	PHILLIPS	104.6				3	FLEMING	71.3
8	31	CIERS	92.9				31	CIERS	69.8
9	39	INNES	92.1				39	INNES	60.2
10									

Weather / Track : Bright / Dry

Results can be found at www.tsl-timing.com

Anglesey International GP
Circuit Length = 2.1000 miles
Start: 11:09 Flag 11:30 End: 11:31

Printed - 11:34 Sunday, 14 July 2019

HSCC Historic Formula Junior Front Engine

RACE 11 - STATISTICS

Competitors Started 9
Planned Start 2019-07-14 @ 10:45:00.000
Actual Start 2019-07-14 @ 11:09:21.842
Finish Time 2019-07-14 @ 11:30:20.063
Track Length 2.1000mi.
Total Laps 101
Total Distance Covered 212.1000mi.

Session Fastest Lap History

NO	CL	NAME	LAP TIME	TIME OF DAY	LAP	VEHICLE
33	B2	Chris DRAKE	1:47.415	11:11:09.305	1	Terrier Mk4 Series 1
33	B2	Chris DRAKE	1:43.377	11:12:52.682	2	Terrier Mk4 Series 1
33	B2	Chris DRAKE	1:43.127	11:14:35.808	3	Terrier Mk4 Series 1
33	B2	Chris DRAKE	1:42.440	11:19:45.380	6	Terrier Mk4 Series 1

Session Leader History

NO	CL	NAME	FROM LAP	LAPS LED	DISTANCE	VEHICLE
33	B2	Chris DRAKE	1	12	25.20 miles	Terrier Mk4 Series 1

Flag History

TYPE	TIME OF DAY
GREEN	11:09:21.842
FINISH	11:30:20.063

Flag Statistics

TYPE	COUNT	TOTAL LAPS	TOTAL TIME
Green	1	12	22:30.737
Red	0	0	0.000
Safety Car	0	0	0.000
FCY	0	0	0.000

Weather / Track : Bright / Dry

These results are provisional until the conclusion of any judicial and technical matters.

Anglesey International GP
Circuit Length = 2.1000 miles
Start: 11:09 Flag 11:30 End: 11:31

Clerk Of Course : Julian Floyd	Timekeeper : Nick Palmer
--------------------------------	--------------------------

HSCC Historic Formula Junior Front Engine

RACE 11 - STATISTICS

CLASS : A

1 Starters

Fastest Lap History

NO	NAME	LAP TIME	TIME OF DAY	LAP	VEHICLE
39	David INNES	2:10.157	11:11:32.032	1	Stanguellini
39	David INNES	2:00.832	11:13:32.863	2	Stanguellini
39	David INNES	2:00.813	11:17:35.636	4	Stanguellini

Leader History

NO	NAME	FROM LAP	LAPS LED	DISTANCE	VEHICLE
39	David INNES	1	6	12.60 miles	Stanguellini

Weather / Track : Bright / Dry

These results are provisional until the conclusion of any judicial and technical matters.

Anglesey International GP

Circuit Length = 2.1000 miles

Start: 11:09 Flag 11:30 End: 11:31

Clerk Of Course : Julian Floyd

Timekeeper : Nick Palmer

HSCC Historic Formula Junior Front Engine

RACE 11 - STATISTICS

CLASS : B2

7 Starters

Fastest Lap History

NO	NAME	LAP TIME	TIME OF DAY	LAP	VEHICLE
33	Chris DRAKE	1:47.415	11:11:09.305	1	Terrier Mk4 Series 1
33	Chris DRAKE	1:43.377	11:12:52.682	2	Terrier Mk4 Series 1
33	Chris DRAKE	1:43.127	11:14:35.808	3	Terrier Mk4 Series 1
33	Chris DRAKE	1:42.440	11:19:45.380	6	Terrier Mk4 Series 1

Leader History

NO	NAME	FROM LAP	LAPS LED	DISTANCE	VEHICLE
33	Chris DRAKE	1	12	25.20 miles	Terrier Mk4 Series 1

Weather / Track : Bright / Dry

These results are provisional until the conclusion of any judicial and technical matters.

Anglesey International GP

Circuit Length = 2.1000 miles

Start: 11:09 Flag 11:30 End: 11:31

Clerk Of Course : Julian Floyd

Timekeeper : Nick Palmer

HSCC Historic Formula Junior Front Engine

RACE 11 - STATISTICS

CLASS : H

1 Starters

Fastest Lap History

NO	NAME	LAP TIME	TIME OF DAY	LAP	VEHICLE
31	Hans CIERS	2:09.862	11:11:31.739	1	U2 Mk3
31	Hans CIERS	1:56.141	11:13:27.879	2	U2 Mk3
31	Hans CIERS	1:55.634	11:15:23.512	3	U2 Mk3

Leader History

NO	NAME	FROM LAP	LAPS LED	DISTANCE	VEHICLE
31	Hans CIERS	1	11	23.10 miles	U2 Mk3

Weather / Track : Bright / Dry

These results are provisional until the conclusion of any judicial and technical matters.

Anglesey International GP

Circuit Length = 2.1000 miles

Start: 11:09 Flag 11:30 End: 11:31

Clerk Of Course : Julian Floyd

Timekeeper : Nick Palmer