



FJHRA / HSCC HISTORIC FORMULA JUNIOR REAR ENGINE

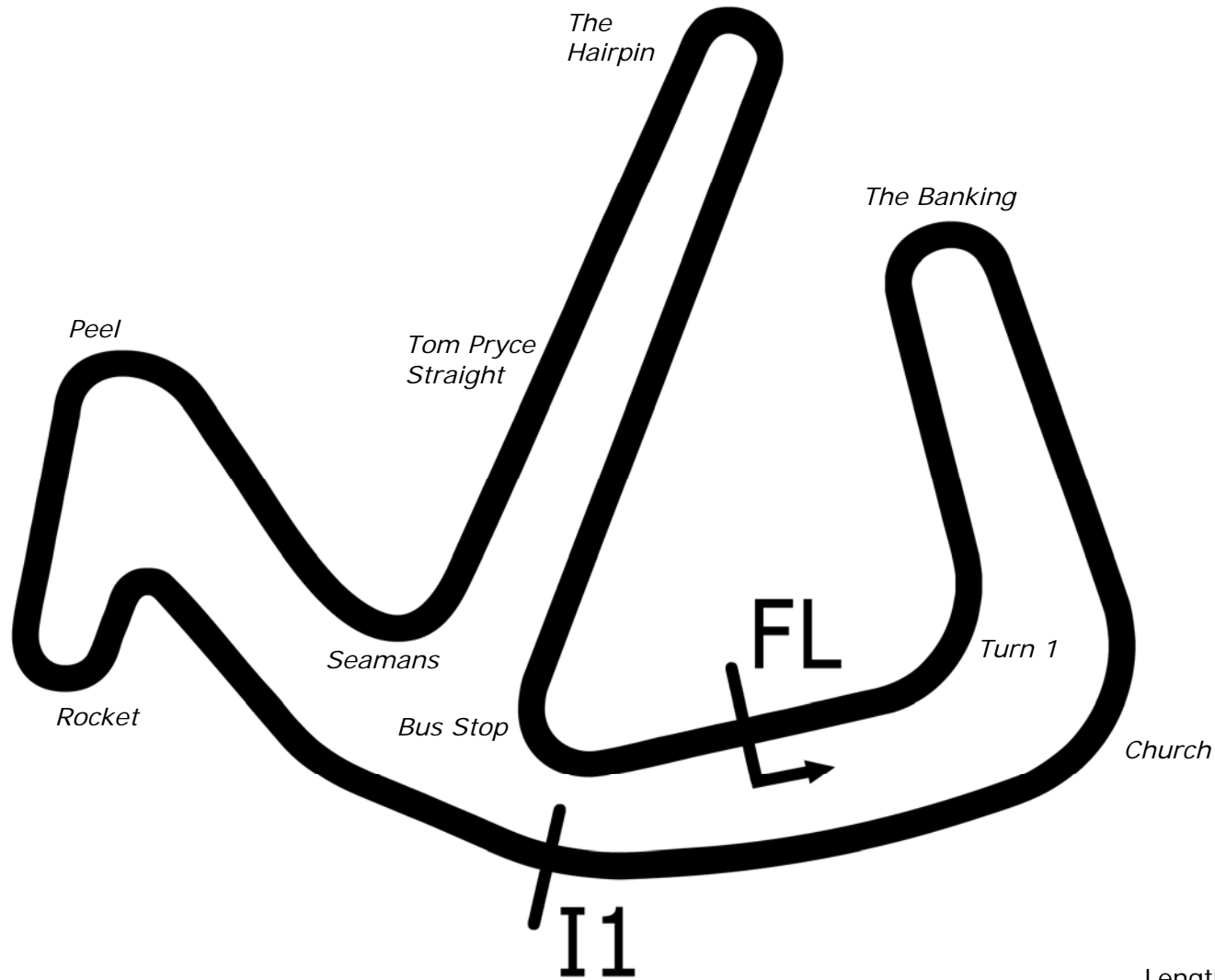
Anglesey International Circuit

13th / 14th July 2019



Results Provided by Timing Solutions Ltd
www.tsl-timing.com

Anglesey GP



Length	2.1000 miles	3379.6 m	
FL		53.18840 N	4.49640 W
I1	1268m	53.18760 N	4.49731 W
Pit Entry	3332m	53.18843 N	4.49731 W
Pit Exit	97m after FL	53.18869 N	4.49515 W
Pit Entry–Pit Exit 144m, 8.6s @60kph, 6.5s @80kph			

Sheet No:

Issue Time:



HSCC Historic Formula Junior Rear Engine QUALIFYING - RACE 5 - CLASSIFICATION

POS	NO	CL	PIC NAME	ENTRY	TIME	ON	LAPS	GAP	DIFF	MPH
1	91	E1	1 Richard WILSON	Brabham BT6	1:41.228	6	8			74.68
2	55	D2	1 Chris DRAKE	Elva 300	1:42.877	5	7	1.649	1.649	73.48
3	70	E1	2 John FYDA	Brabham BT6	1:43.171	9	9	1.943	0.294	73.27
4	72	D2	2 Martin BULLOCK	Wren FJ1	1:43.759	6	7	2.531	0.588	72.86
5	150	D2	3 David WATKINS	Elfin FJ	1:43.762	7	9	2.534	0.003	72.85
6	85	D2	4 John CHISHOLM	Gemini Mk3A	1:43.905	5	9	2.677	0.143	72.75
7	83	D2	5 Jonathan FYDA	Mallock U2 Mk3	1:43.970	8	8	2.742	0.065	72.71
8	88	E1	3 Kim SHEARN	Lotus 20/22	1:44.111	6	8	2.883	0.141	72.61
9	57	E1	4 John SYKES	Merlyn Mk5/7	1:44.480	7	9	3.252	0.369	72.35
10	117	E2	1 David KENT	Lynx Mk3 Lowline	1:45.148	9	9	3.920	0.668	71.89
11	173	E1	5 Tom ANTISS	Lotus 20/22	1:45.908	8	8	4.680	0.760	71.38
12	65	E1	6 Richard FERRIS	Donford FJ	1:51.068	4	8	9.840	5.160	68.06
13	30	C2	1 Trevor GRIFFITHS	Emeryson FJ	1:51.191	7	7	9.963	0.123	67.99
14	97	D2	6 Hans CIERS	Lotus 20	1:51.746	3	8	10.518	0.555	67.65
15	49	D2	7 Martin MCHUGH	North Star Mk1	1:53.828	5	7	12.600	2.082	66.41
16	95	D2	8 Bill HEMMING	Tojeiro	1:55.673	3	5	14.445	1.845	65.35
17	31	C1	1 Peter EDBROOKE	Lotus 18	2:06.161	2	7	24.933	10.488	59.92

Weather / Track : Cloudy / Dry

These results are provisional until the conclusion of any judicial and technical matters.

Anglesey International GP

Circuit Length = 2.1000 miles

Start: 10:39 Flag 10:54 End: 10:56

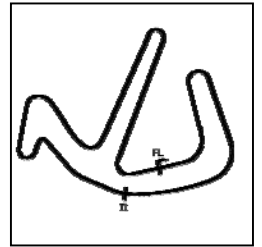
Clerk Of Course : Julian Floyd

Steward :

Timekeeper : Nick Palmer

HSCC Historic Formula Junior Rear Engine

QUALIFYING - RACE 5 - SECTOR ANALYSIS



SECTOR 1 = FL to I1, SECTOR 2 = I1 to FL, DIFF = Difference To Personal Best Lap, P = Crossed Finish Line in Pit Lane, D = Time Disallowed

P1		91 E1		Richard WILSON		Brabham BT6			
IDEAL LAP TIME : 1:40.877		BEST LAP TIME : 1:41.228		DIFFERENCE : 0.351					
LAP	SECTOR 1		SECTOR 2		LAP TIME	MPH	DIFF	TIME OF DAY	
1 -	35.701	109.4	1:08.169	75.7	1:43.870	72.78	2.642	10:42:55.668	
2 -	35.246	113.7	1:07.361	76.5	1:42.607	73.67	1.379	10:44:38.275	
3 -	34.780	113.7	1:07.296	76.8	1:42.076	74.06	0.848	10:46:20.351	
4 -	34.906	115.3	1:07.054	77.3	1:41.960	74.14	0.732	10:48:02.311	
5 -	34.652	113.9	1:07.200	76.9	1:41.852 (2)	74.22	0.624	10:49:44.163	
6 -	34.656	113.9	1:06.572	77.2	1:41.228 (1)	74.68		10:51:25.391	
7 -	34.305	116.3	1:07.632	77.6	1:41.937 (3)	74.16	0.709	10:53:07.328	
8 -	34.509	112.7	1:09.937	77.7	1:44.446	72.38	3.218	10:54:51.774	

P2		55 D2		Chris DRAKE		Elva 300			
IDEAL LAP TIME : 1:42.704		BEST LAP TIME : 1:42.877		DIFFERENCE : 0.173					
LAP	SECTOR 1		SECTOR 2		LAP TIME	MPH	DIFF	TIME OF DAY	
1 -	OUTLAP	89.7	1:13.689	74.6	2:08.485	58.83	25.608	10:41:46.077	
2 -	36.908	110.9	1:10.083	71.8	1:46.991	70.66	4.114	10:43:33.068	
3 -	35.809	112.5	1:08.569	73.2	1:44.378	72.42	1.501	10:45:17.446	
4 -	35.576	112.4	1:09.320	76.0	1:44.896	72.07	2.019	10:47:02.342	
5 -	35.134	114.1	1:07.743	74.3	1:42.877 (1)	73.48		10:48:45.219	
6 -	34.961	114.9	1:08.516	74.9	1:43.477 (2)	73.05	0.600	10:50:28.696	
7 -	35.543	111.6	1:08.540	70.9	1:44.083 (3)	72.63	1.206	10:52:12.779	

P3		70 E1		John FYDA		Brabham BT6			
IDEAL LAP TIME : 1:43.124		BEST LAP TIME : 1:43.171		DIFFERENCE : 0.047					
LAP	SECTOR 1		SECTOR 2		LAP TIME	MPH	DIFF	TIME OF DAY	
1 -	OUTLAP	109.4	1:12.327	72.7	2:04.656	60.64	21.485	10:41:28.000	
2 -	36.337	115.5	1:10.959	69.9	1:47.296	70.45	4.125	10:43:15.296	
3 -	35.771	115.7	1:10.268	72.8	1:46.039	71.29	2.868	10:45:01.335	
4 -	35.067	115.3	1:08.194	73.9	1:43.261 (2)	73.21	0.090	10:46:44.596	
5 -	35.318	115.1	1:08.803	73.2	1:44.121	72.60	0.950	10:48:28.717	
6 -	35.389	115.3	1:08.378	74.0	1:43.767 (3)	72.85	0.596	10:50:12.484	
7 -	35.284	115.1	1:09.285	74.6	1:44.569	72.29	1.398	10:51:57.053	
8 -	35.510	114.5	1:08.996	74.9	1:44.506	72.34	1.335	10:53:41.559	
9 -	35.114	114.9	1:08.057	76.6	1:43.171 (1)	73.27		10:55:24.730	

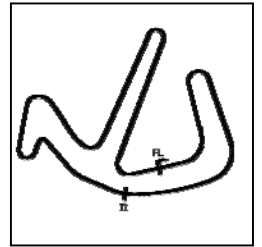
P4		72 D2		Martin BULLOCK		Wren FJ1			
IDEAL LAP TIME : 1:43.704		BEST LAP TIME : 1:43.759		DIFFERENCE : 0.055					
LAP	SECTOR 1		SECTOR 2		LAP TIME	MPH	DIFF	TIME OF DAY	
1 -	OUTLAP	99.5	1:11.806	76.9	2:03.659	61.13	19.900	10:41:31.801	
2 -	36.673	109.8	1:10.221	75.6	1:46.894	70.72	3.135	10:43:18.695	
3 -	36.500	112.5	1:08.781	76.3	1:45.281	71.80	1.522	10:45:03.976	
4 -	36.015	111.2	1:08.547	77.4	1:44.562 (3)	72.30	0.803	10:46:48.538	
5 -	35.792	112.2	1:08.242	77.4	1:44.034 (2)	72.66	0.275	10:48:32.572	
6 -	35.462	110.7	1:08.297	76.8	1:43.759 (1)	72.86		10:50:16.331	
7 -	36.232	96.4	IN PIT		2:34.794 P	48.83	51.035	10:52:51.125	

Weather / Track : Cloudy / Dry

Anglesey International GP
Circuit Length = 2.1000 miles
Start: 10:39 Flag 10:54 End: 10:56

HSCC Historic Formula Junior Rear Engine

QUALIFYING - RACE 5 - SECTOR ANALYSIS



SECTOR 1 = FL to I1, SECTOR 2 = I1 to FL, DIFF = Difference To Personal Best Lap, P = Crossed Finish Line in Pit Lane, D = Time Disallowed

P5 150 D2 David WATKINS					Elfin FJ				
IDEAL LAP TIME : 1:43.176					BEST LAP TIME : 1:43.762		DIFFERENCE : 0.586		
LAP	SECTOR 1		SECTOR 2		LAP TIME	MPH	DIFF	TIME OF DAY	
1 -	OUTLAP	89.9	1:14.853	70.1	2:15.118	55.95	31.356	10:41:45.652	
2 -	38.215	102.4	1:11.334	71.5	1:49.549	69.01	5.787	10:43:35.201	
3 -	36.640	106.6	1:09.765	72.4	1:46.405	71.04	2.643	10:45:21.606	
4 -	36.835	107.5	1:09.089	72.7	1:45.924	71.37	2.162	10:47:07.530	
5 -	35.887	107.0	1:09.054	71.0	1:44.941	72.04	1.179	10:48:52.471	
6 -	35.518	108.5	1:08.533	72.4	1:44.051 (2)	72.65	0.289	10:50:36.522	
7 -	35.928	108.0	1:07.834	72.0	1:43.762 (1)	72.85		10:52:20.284	
8 -	35.852	108.0	1:08.720	72.0	1:44.572	72.29	0.810	10:54:04.856	
9 -	35.342	110.9	1:09.219	75.7	1:44.561 (3)	72.30	0.799	10:55:49.417	

P6 85 D2 John CHISHOLM					Gemini Mk3A				
IDEAL LAP TIME : 1:43.419					BEST LAP TIME : 1:43.905		DIFFERENCE : 0.486		
LAP	SECTOR 1		SECTOR 2		LAP TIME	MPH	DIFF	TIME OF DAY	
1 -	OUTLAP	105.6	1:14.410	72.6	2:05.746	60.12	21.841	10:41:22.835	
2 -	36.846	104.8	1:11.766	71.5	1:48.612	69.60	4.707	10:43:11.447	
3 -	36.321	107.0	1:10.630	72.8	1:46.951	70.68	3.046	10:44:58.398	
4 -	35.701	109.8	1:09.288	74.6	1:44.989 (3)	72.00	1.084	10:46:43.387	
5 -	35.189	110.3	1:08.716	73.1	1:43.905 (1)	72.75		10:48:27.292	
6 -	35.628	112.4	1:08.399	74.4	1:44.027 (2)	72.67	0.122	10:50:11.319	
7 -	35.020	112.2	1:16.780	73.9	1:51.800	67.62	7.895	10:52:03.119	
8 -	35.163	110.7	1:12.010		1:47.173	70.54	3.268	10:53:50.292	
9 -	36.898	111.1	1:12.399	61.3	1:49.297	69.16	5.392	10:55:39.589	

P7 83 D2 Jonathan FYDA					Mallock U2 Mk3				
IDEAL LAP TIME : 1:43.899					BEST LAP TIME : 1:43.970		DIFFERENCE : 0.071		
LAP	SECTOR 1		SECTOR 2		LAP TIME	MPH	DIFF	TIME OF DAY	
1 -	35.762	109.2	1:09.359	74.2	1:45.121	71.91	1.151	10:43:00.527	
2 -	35.798	107.7	1:09.219	73.5	1:45.017	71.98	1.047	10:44:45.544	
3 -	35.403	111.1	1:09.165	73.9	1:44.568	72.29	0.598	10:46:30.112	
4 -	38.206	109.8	1:08.838	74.7	1:47.044	70.62	3.074	10:48:17.156	
5 -	35.479	109.4	1:09.284	73.2	1:44.763	72.16	0.793	10:50:01.919	
6 -	35.504	109.2	1:08.958	73.2	1:44.462 (2)	72.37	0.492	10:51:46.381	
7 -	35.653	110.5	1:08.912	74.8	1:44.565 (3)	72.29	0.595	10:53:30.946	
8 -	35.474	110.9	1:08.496	73.7	1:43.970 (1)	72.71		10:55:14.916	

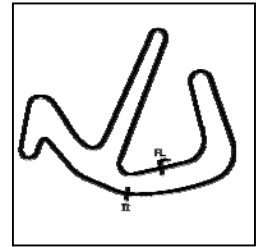
P8 88 E1 Kim SHEARN					Lotus 20/22				
IDEAL LAP TIME : 1:43.991					BEST LAP TIME : 1:44.111		DIFFERENCE : 0.120		
LAP	SECTOR 1		SECTOR 2		LAP TIME	MPH	DIFF	TIME OF DAY	
1 -	OUTLAP	82.9	1:15.766	72.0	2:15.309	55.87	31.198	10:41:47.467	
2 -	38.017	90.1	1:25.016	68.4	2:03.033	61.44	18.922	10:43:50.500	
3 -	37.580	103.5	1:09.158	72.0	1:46.738	70.82	2.627	10:45:37.238	
4 -	35.339	108.9	1:09.382	73.5	1:44.721 (3)	72.19	0.610	10:47:21.959	
5 -	36.259	86.8	1:13.236	72.9	1:49.495	69.04	5.384	10:49:11.454	
6 -	35.149	109.1	1:08.962	73.3	1:44.111 (1)	72.61		10:50:55.565	
7 -	35.029	108.4	1:09.478	71.9	1:44.507 (2)	72.33	0.396	10:52:40.072	
8 -	35.379	106.0	1:09.821	73.4	1:45.200	71.86	1.089	10:54:25.272	

Weather / Track : Cloudy / Dry

Anglesey International GP
Circuit Length = 2.1000 miles
Start: 10:39 Flag 10:54 End: 10:56

HSCC Historic Formula Junior Rear Engine

QUALIFYING - RACE 5 - SECTOR ANALYSIS



SECTOR 1 = FL to I1, SECTOR 2 = I1 to FL, DIFF = Difference To Personal Best Lap, P = Crossed Finish Line in Pit Lane, D = Time Disallowed

P9		57 E1		John SYKES		Merlyn Mk5/7			
IDEAL LAP TIME : 1:44.057		BEST LAP TIME : 1:44.480		DIFFERENCE : 0.423					
LAP	SECTOR 1	SECTOR 2		LAP TIME	MPH	DIFF	TIME OF DAY		
1 -	OUTLAP	100.9	1:12.172	73.9	2:03.837	61.04	19.357	10:41:18.161	
2 -	36.258	111.1	1:09.871	70.1	1:46.129	71.23	1.649	10:43:04.290	
3 -	36.227	108.2	1:10.320	72.8	1:46.547	70.95	2.067	10:44:50.837	
4 -	36.079	108.2	1:10.285	71.9	1:46.364	71.07	1.884	10:46:37.201	
5 -	36.040	112.4	1:08.837	73.3	1:44.877	72.08	0.397	10:48:22.078	
6 -	35.635	112.5	1:09.097	74.8	1:44.732 (2)	72.18	0.252	10:50:06.810	
7 -	35.220	111.8	1:09.260	75.5	1:44.480 (1)	72.35		10:51:51.290	
8 -	35.740	111.1	1:09.059	74.3	1:44.799 (3)	72.13	0.319	10:53:36.089	
9 -	36.192	109.2	1:10.124	75.8	1:46.316	71.10	1.836	10:55:22.405	

P10		117 E2		David KENT		Lynx Mk3 Lowline			
IDEAL LAP TIME : 1:45.148		BEST LAP TIME : 1:45.148		DIFFERENCE : 0.000					
LAP	SECTOR 1	SECTOR 2		LAP TIME	MPH	DIFF	TIME OF DAY		
1 -	OUTLAP	101.5	1:13.107	74.5	2:06.273	59.87	21.125	10:41:32.413	
2 -	36.653	102.9	1:11.258	72.7	1:47.911	70.05	2.763	10:43:20.324	
3 -	36.146	110.1	1:09.999	72.6	1:46.145	71.22	0.997	10:45:06.469	
4 -	35.760	110.1	1:09.515	73.5	1:45.275 (2)	71.81	0.127	10:46:51.744	
5 -	35.678	110.5	1:09.690	74.2	1:45.368 (3)	71.74	0.220	10:48:37.112	
6 -	36.518	107.7	1:10.895	74.4	1:47.413	70.38	2.265	10:50:24.525	
7 -	36.692	106.8	1:10.918	74.3	1:47.610	70.25	2.462	10:52:12.135	
8 -	36.456	96.8	1:11.233	75.2	1:47.689	70.20	2.541	10:53:59.824	
9 -	35.669	110.1	1:09.479	73.1	1:45.148 (1)	71.89		10:55:44.972	

P11		173 E1		Tom ANSTISS		Lotus 20/22			
IDEAL LAP TIME : 1:45.908		BEST LAP TIME : 1:45.908		DIFFERENCE : 0.000					
LAP	SECTOR 1	SECTOR 2		LAP TIME	MPH	DIFF	TIME OF DAY		
1 -	38.603	99.1	1:12.375	72.1	1:50.978	68.12	5.070	10:43:10.619	
2 -	36.829	99.4	1:12.619	72.7	1:49.448	69.07	3.540	10:45:00.067	
3 -	36.930	98.9	1:11.077	72.2	1:48.007 (3)	69.99	2.099	10:46:48.074	
4 -	37.017	104.2	1:11.250	72.7	1:48.267	69.82	2.359	10:48:36.341	
5 -	36.307	106.3	1:10.977	72.8	1:47.284 (2)	70.46	1.376	10:50:23.625	
6 -	37.106	105.5	1:12.598	72.5	1:49.704	68.91	3.796	10:52:13.329	
7 -	37.189	104.5	1:11.424	72.8	1:48.613	69.60	2.705	10:54:01.942	
8 -	35.748	105.8	1:10.160	72.3	1:45.908 (1)	71.38		10:55:47.850	

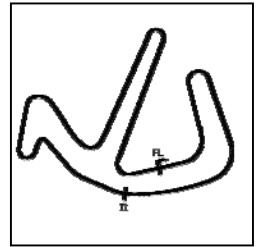
P12		65 E1		Richard FERRIS		Donford FJ			
IDEAL LAP TIME : 1:50.891		BEST LAP TIME : 1:51.068		DIFFERENCE : 0.177					
LAP	SECTOR 1	SECTOR 2		LAP TIME	MPH	DIFF	TIME OF DAY		
1 -	OUTLAP	87.4	1:17.883	64.7	2:15.470	55.80	24.402	10:41:51.838	
2 -	39.120	98.9	1:17.865	62.6	1:56.985	64.62	5.917	10:43:48.823	
3 -	39.717	99.2	1:13.987	65.2	1:53.704	66.48	2.636	10:45:42.527	
4 -	37.852	103.0	1:13.216	68.7	1:51.068 (1)	68.06		10:47:33.595	
5 -	38.392	100.0	1:13.993	66.7	1:52.385	67.26	1.317	10:49:25.980	
6 -	38.264	96.1	1:13.229	67.7	1:51.493 (3)	67.80	0.425	10:51:17.473	
7 -	38.426	97.9	1:13.774	68.6	1:52.200	67.37	1.132	10:53:09.673	
8 -	37.675	102.2	1:13.433	70.2	1:51.108 (2)	68.04	0.040	10:55:00.781	

Weather / Track : Cloudy / Dry

Anglesey International GP
Circuit Length = 2.1000 miles
Start: 10:39 Flag 10:54 End: 10:56

HSCC Historic Formula Junior Rear Engine

QUALIFYING - RACE 5 - SECTOR ANALYSIS



SECTOR 1 = FL to I1, SECTOR 2 = I1 to FL, DIFF = Difference To Personal Best Lap, P = Crossed Finish Line in Pit Lane, D = Time Disallowed

P13 30 C2		Trevor GRIFFITHS		Emeryson FJ				
IDEAL LAP TIME : 1:51.191		BEST LAP TIME : 1:51.191		DIFFERENCE : 0.000				
LAP	SECTOR 1		SECTOR 2		LAP TIME	MPH	DIFF	TIME OF DAY
1 -	39.109	100.3	1:16.133	63.8	1:55.242	65.60	4.051	10:43:18.014
2 -	38.951	98.6	1:15.505	64.2	1:54.456	66.05	3.265	10:45:12.470
3 -	38.423	103.5	1:15.812	63.7	1:54.235	66.17	3.044	10:47:06.705
4 -	38.282	101.9	1:14.770	62.9	1:53.052	66.87	1.861	10:48:59.757
5 -	38.259	103.2	1:13.896	65.3	1:52.155 (3)	67.40	0.964	10:50:51.912
6 -	38.008	103.5	1:13.884	63.9	1:51.892 (2)	67.56	0.701	10:52:43.804
7 -	37.995	103.8	1:13.196	65.6	1:51.191 (1)	67.99		10:54:34.995

P14 97 D2		Hans CIERS		Lotus 20				
IDEAL LAP TIME : 1:50.622		BEST LAP TIME : 1:51.746		DIFFERENCE : 1.124				
LAP	SECTOR 1		SECTOR 2		LAP TIME	MPH	DIFF	TIME OF DAY
1 -	OUTLAP	75.4	1:20.238	70.9	2:20.428	53.83	28.682	10:41:41.675
2 -	38.932	92.1	1:13.468	71.6	1:52.400 (2)	67.25	0.654	10:43:34.075
3 -	38.759	91.0	1:12.987	71.8	1:51.746 (1)	67.65		10:45:25.821
4 -	37.635	93.5	1:14.930	72.3	1:52.565 (3)	67.16	0.819	10:47:18.386
5 -	39.549	89.9	1:16.554	71.6	1:56.103	65.11	4.357	10:49:14.489
6 -	38.609	92.1	1:14.890	72.0	1:53.499	66.60	1.753	10:51:07.988
7 -	39.976	87.1	1:13.503	70.4	1:53.479	66.62	1.733	10:53:01.467
8 -	38.289	92.5	1:14.661	71.7	1:52.950	66.93	1.204	10:54:54.417

P15 49 D2		Martin MCHUGH		North Star Mk1				
IDEAL LAP TIME : 1:53.828		BEST LAP TIME : 1:53.828		DIFFERENCE : 0.000				
LAP	SECTOR 1		SECTOR 2		LAP TIME	MPH	DIFF	TIME OF DAY
1 -	39.927	94.7	1:18.110	66.5	1:58.037	64.04	4.209	10:43:23.758
2 -	39.850	93.4	1:16.620	67.5	1:56.470	64.90	2.642	10:45:20.228
3 -	40.484	92.0	1:16.160	68.1	1:56.644	64.81	2.816	10:47:16.872
4 -	40.390	91.6	1:16.068	69.3	1:56.458	64.91	2.630	10:49:13.330
5 -	39.011	95.3	1:14.817	68.6	1:53.828 (1)	66.41		10:51:07.158
6 -	39.919	89.1	1:15.812	69.5	1:55.731 (3)	65.32	1.903	10:53:02.889
7 -	39.737	95.4	1:15.617	69.4	1:55.354 (2)	65.53	1.526	10:54:58.243

P16 95 D2		Bill HEMMING		Tojeiro				
IDEAL LAP TIME : 1:55.423		BEST LAP TIME : 1:55.673		DIFFERENCE : 0.250				
LAP	SECTOR 1		SECTOR 2		LAP TIME	MPH	DIFF	TIME OF DAY
1 -	44.524	84.3	1:19.209	63.3	2:03.733	61.09	8.060	10:46:40.465
2 -	41.537	94.5	1:18.283	63.6	1:59.820	63.09	4.147	10:48:40.285
3 -	40.118	89.4	1:15.555	63.6	1:55.673 (1)	65.35		10:50:35.958
4 -	39.868	95.5	1:17.628	62.0	1:57.496 (3)	64.34	1.823	10:52:33.454
5 -	40.931	93.5	1:15.849	65.8	1:56.780 (2)	64.73	1.107	10:54:30.234

P17 31 C1		Peter EDBROOKE		Lotus 18				
IDEAL LAP TIME : 2:05.272		BEST LAP TIME : 2:06.161		DIFFERENCE : 0.889				
LAP	SECTOR 1		SECTOR 2		LAP TIME	MPH	DIFF	TIME OF DAY
1 -	OUTLAP	74.1	1:28.828	61.2	2:30.232	50.32	24.071	10:41:49.521
2 -	42.986	89.3	1:23.175	65.4	2:06.161 (1)	59.92		10:43:55.682
3 -	42.265	84.8	1:24.223	65.4	2:06.488 (2)	59.76	0.327	10:46:02.170
4 -	42.707	86.5	1:25.237	64.3	2:07.944	59.08	1.783	10:48:10.114
5 -	43.627	86.5	1:27.497	63.7	2:11.124	57.65	4.963	10:50:21.238
6 -	44.416	87.7	1:26.794	62.3	2:11.210	57.61	5.049	10:52:32.448
7 -	44.160	81.4	1:23.007	63.4	2:07.167 (3)	59.44	1.006	10:54:39.615

Weather / Track : Cloudy / Dry

Anglesey International GP
Circuit Length = 2.1000 miles
Start: 10:39 Flag 10:54 End: 10:56

HSCC Historic Formula Junior Rear Engine

QUALIFYING - RACE 5 - BEST SECTORS

SECTOR 1			SECTOR 2			IDEAL / BEST COMPARISON						
POS	NO	NAME	TIME	NO	NAME	TIME	POS	NO	NAME	IDEAL	BEST	DIFF
									PERFECT LAP	1:40.877		
1	91	WILSON	34.305	91	WILSON	1:06.572	1	91	WILSON	1:40.877	1:41.228	0.351
2	55	DRAKE	34.961	55	DRAKE	1:07.743	2	55	DRAKE	1:42.704	1:42.877	0.173
3	85	CHISHOLM	35.020	150	WATKINS	1:07.834	3	70	FYDA	1:43.124	1:43.171	0.047
4	88	SHEARN	35.029	70	FYDA	1:08.057	4	150	WATKINS	1:43.176	1:43.762	0.586
5	70	FYDA	35.067	72	BULLOCK	1:08.242	5	85	CHISHOLM	1:43.419	1:43.905	0.486
6	57	SYKES	35.220	85	CHISHOLM	1:08.399	6	72	BULLOCK	1:43.704	1:43.759	0.055
7	150	WATKINS	35.342	83	FYDA	1:08.496	7	83	FYDA	1:43.899	1:43.970	0.071
8	83	FYDA	35.403	57	SYKES	1:08.837	8	88	SHEARN	1:43.991	1:44.111	0.120
9	72	BULLOCK	35.462	88	SHEARN	1:08.962	9	57	SYKES	1:44.057	1:44.480	0.423
10	117	KENT	35.669	117	KENT	1:09.479	10	117	KENT	1:45.148	1:45.148	0.000
11	173	ANSTISS	35.748	173	ANSTISS	1:10.160	11	173	ANSTISS	1:45.908	1:45.908	0.000
12	97	CIERS	37.635	97	CIERS	1:12.987	12	97	CIERS	1:50.622	1:51.746	1.124
13	65	FERRIS	37.675	30	GRIFFITHS	1:13.196	13	65	FERRIS	1:50.891	1:51.068	0.177
14	30	GRIFFITHS	37.995	65	FERRIS	1:13.216	14	30	GRIFFITHS	1:51.191	1:51.191	0.000
15	49	MCHUGH	39.011	49	MCHUGH	1:14.817	15	49	MCHUGH	1:53.828	1:53.828	0.000
16	95	HEMMING	39.868	95	HEMMING	1:15.555	16	95	HEMMING	1:55.423	1:55.673	0.250
17	31	EDBROOKE	42.265	31	EDBROOKE	1:23.007	17	31	EDBROOKE	2:05.272	2:06.161	0.889

Weather / Track : Cloudy / Dry

Results can be found at www.tsl-timing.com

Anglesey International GP
 Circuit Length = 2.1000 miles
 Start: 10:39 Flag 10:54 End: 10:56

Printed - 10:59 Saturday, 13 July 2019

HSCC Historic Formula Junior Rear Engine

QUALIFYING - RACE 5 - BEST SPEEDS

POS	INTERMEDIATE 1			INTERMEDIATE 2			FINISH LINE		
	NO	NAME	MPH	NO	NAME	MPH	NO	NAME	MPH
1	91	WILSON	116.3				91	WILSON	77.7
2	70	FYDA	115.7				72	BULLOCK	77.4
3	55	DRAKE	114.9				70	FYDA	76.6
4	72	BULLOCK	112.5				55	DRAKE	76.0
5	57	SYKES	112.5				57	SYKES	75.8
6	85	CHISHOLM	112.4				150	WATKINS	75.7
7	83	FYDA	111.1				117	KENT	75.2
8	150	WATKINS	110.9				83	FYDA	74.8
9	117	KENT	110.5				85	CHISHOLM	74.6
10	88	SHEARN	109.1				88	SHEARN	73.5
11	173	ANSTISS	106.3				173	ANSTISS	72.8
12	30	GRIFFITHS	103.8				97	CIERS	72.3
13	65	FERRIS	103.0				65	FERRIS	70.2
14	95	HEMMING	95.5				49	MCHUGH	69.5
15	49	MCHUGH	95.4				95	HEMMING	65.8
16	97	CIERS	93.5				30	GRIFFITHS	65.6
17	31	EDBROOKE	89.3				31	EDBROOKE	65.4

Weather / Track : Cloudy / Dry

Results can be found at www.tsl-timing.com

Anglesey International GP
 Circuit Length = 2.1000 miles
 Start: 10:39 Flag 10:54 End: 10:56

Printed - 11:00 Saturday, 13 July 2019

HSCC Historic Formula Junior Rear Engine

QUALIFYING - RACE 5 - STATISTICS

Competitors Started 17
Planned Start 2019-07-13 @ 10:45:00.000
Actual Start 2019-07-13 @ 10:39:13.607
Finish Time 2019-07-13 @ 10:54:18.148
Track Length 2.1000mi.
Total Laps 133
Total Distance Covered 279.3000mi.

Session Fastest Lap History

NO	CL	NAME	LAP TIME	TIME OF DAY	LAP	VEHICLE
91	E1	Richard WILSON	1:43.870	10:42:55.695	1	Brabham BT6
91	E1	Richard WILSON	1:42.607	10:44:38.300	2	Brabham BT6
91	E1	Richard WILSON	1:42.076	10:46:20.377	3	Brabham BT6
91	E1	Richard WILSON	1:41.960	10:48:02.337	4	Brabham BT6
91	E1	Richard WILSON	1:41.852	10:49:44.189	5	Brabham BT6
91	E1	Richard WILSON	1:41.228	10:51:25.416	6	Brabham BT6

Flag History

TYPE	TIME OF DAY
GREEN	10:39:13.607
FINISH	10:54:18.148

Flag Statistics

TYPE	COUNT	TOTAL LAPS	TOTAL TIME
Green	1	9	17:00.364
Red	0	0	0.000
Safety Car	0	0	0.000
FCY	0	0	0.000

Weather / Track : Cloudy / Dry

These results are provisional until the conclusion of any judicial and technical matters.

Anglesey International GP
Circuit Length = 2.1000 miles
Start: 10:39 Flag 10:54 End: 10:56

Clerk Of Course : Julian Floyd

Timekeeper : Nick Palmer

HSCC Historic Formula Junior Rear Engine

QUALIFYING - RACE 5 - STATISTICS

CLASS : C1

1 Starters

Fastest Lap History

NO	NAME	LAP TIME	TIME OF DAY	LAP	VEHICLE
31	Peter EDBROOKE	2:06.161	10:43:55.724	2	Lotus 18

Weather / Track : Cloudy / Dry

These results are provisional until the conclusion of any judicial and technical matters.

Anglesey International GP
Circuit Length = 2.1000 miles
Start: 10:39 Flag 10:54 End: 10:56

Clerk Of Course : Julian Floyd

Timekeeper : Nick Palmer

HSCC Historic Formula Junior Rear Engine

QUALIFYING - RACE 5 - STATISTICS

CLASS : C2

1 Starters

Fastest Lap History

NO	NAME	LAP TIME	TIME OF DAY	LAP	VEHICLE
30	Trevor GRIFFITHS	1:55.242	10:43:18.055	1	Emeryson FJ
30	Trevor GRIFFITHS	1:54.456	10:45:12.506	2	Emeryson FJ
30	Trevor GRIFFITHS	1:54.235	10:47:06.742	3	Emeryson FJ
30	Trevor GRIFFITHS	1:53.052	10:48:59.800	4	Emeryson FJ
30	Trevor GRIFFITHS	1:52.155	10:50:51.947	5	Emeryson FJ
30	Trevor GRIFFITHS	1:51.892	10:52:43.845	6	Emeryson FJ
30	Trevor GRIFFITHS	1:51.191	10:54:35.030	7	Emeryson FJ

Weather / Track : Cloudy / Dry

These results are provisional until the conclusion of any judicial and technical matters.

Anglesey International GP

Circuit Length = 2.1000 miles

Start: 10:39 Flag 10:54 End: 10:56

Clerk Of Course : Julian Floyd

Timekeeper : Nick Palmer

HSCC Historic Formula Junior Rear Engine

QUALIFYING - RACE 5 - STATISTICS

CLASS : D2

8 Starters

Fastest Lap History

NO	NAME	LAP TIME	TIME OF DAY	LAP	VEHICLE
83	Jonathan FYDA	1:45.121	10:43:00.565	1	Mallock U2 Mk3
83	Jonathan FYDA	1:45.017	10:44:45.582	2	Mallock U2 Mk3
55	Chris DRAKE	1:44.378	10:45:17.484	3	Elva 300
85	John CHISHOLM	1:43.905	10:48:27.329	5	Gemini Mk3A
55	Chris DRAKE	1:42.877	10:48:45.256	5	Elva 300

Weather / Track : Cloudy / Dry

These results are provisional until the conclusion of any judicial and technical matters.

Anglesey International GP

Circuit Length = 2.1000 miles

Start: 10:39 Flag 10:54 End: 10:56

Clerk Of Course : Julian Floyd

Timekeeper : Nick Palmer

HSCC Historic Formula Junior Rear Engine

QUALIFYING - RACE 5 - STATISTICS

CLASS : E1

6 Starters

Fastest Lap History

NO	NAME	LAP TIME	TIME OF DAY	LAP	VEHICLE
91	Richard WILSON	1:43.870	10:42:55.695	1	Brabham BT6
91	Richard WILSON	1:42.607	10:44:38.300	2	Brabham BT6
91	Richard WILSON	1:42.076	10:46:20.377	3	Brabham BT6
91	Richard WILSON	1:41.960	10:48:02.337	4	Brabham BT6
91	Richard WILSON	1:41.852	10:49:44.189	5	Brabham BT6
91	Richard WILSON	1:41.228	10:51:25.416	6	Brabham BT6

Weather / Track : Cloudy / Dry

These results are provisional until the conclusion of any judicial and technical matters.

Anglesey International GP

Circuit Length = 2.1000 miles

Start: 10:39 Flag 10:54 End: 10:56

Clerk Of Course : Julian Floyd

Timekeeper : Nick Palmer

HSCC Historic Formula Junior Rear Engine

QUALIFYING - RACE 5 - STATISTICS

CLASS : E2

1 Starters

Fastest Lap History

NO	NAME	LAP TIME	TIME OF DAY	LAP	VEHICLE
117	David KENT	1:47.911	10:43:20.347	2	Lynx Mk3 Lowline
117	David KENT	1:46.145	10:45:06.492	3	Lynx Mk3 Lowline
117	David KENT	1:45.275	10:46:51.767	4	Lynx Mk3 Lowline
117	David KENT	1:45.148	10:55:44.993	9	Lynx Mk3 Lowline

Weather / Track : Cloudy / Dry

These results are provisional until the conclusion of any judicial and technical matters.

Anglesey International GP

Circuit Length = 2.1000 miles

Start: 10:39 Flag 10:54 End: 10:56

Clerk Of Course : Julian Floyd

Timekeeper : Nick Palmer

Sheet No:

Issue Time:



HSCC Historic Formula Junior Rear Engine RACE 5 - GRID (20 minutes)

ROW 9			2:06.161	17	31 Peter EDBROOKE
ROW 8	1:55.673		1:53.828	16	95 Bill HEMMING
				15	49 Martin MCHUGH
ROW 7		1:51.746	1:51.191	14	97 Hans CIERS
				13	30 Trevor GRIFFITHS
ROW 6	1:51.068		1:45.908	12	65 Richard FERRIS
				11	173 Tom ANTISS
ROW 5		1:45.148	1:44.480	10	117 David KENT
				9	57 John SYKES
ROW 4	1:44.111		1:43.970	8	88 Kim SHEARN
				7	83 Jonathan FYDA
ROW 3		1:43.905	1:43.762	6	85 John CHISHOLM
				5	150 David WATKINS
ROW 2	1:43.759		1:43.171	4	72 Martin BULLOCK
				3	70 John FYDA
ROW 1		1:42.877	1:41.228	2	55 Chris DRAKE
				1	91 Richard WILSON
					Pole

Anglesey International GP
Circuit Length = 2.1000 miles

These results are provisional until the conclusion of any judicial and technical matters.

Clerk Of Course : Julian Floyd

Steward :

Timekeeper : Nick Palmer

Sheet No:

Issue Time:



HSCC Historic Formula Junior Rear Engine

RACE 5 - CLASSIFICATION

POS	NO	CL	PIC	NAME	ENTRY	LAPS	TIME	GAP	DIFF	MPH	BEST	ON
1	91	E1	1	Richard WILSON	Brabham BT6	12	20:35.862			73.40	1:41.659	9
2	72	D2	1	Martin BULLOCK	Wren FJ1	12	20:42.319	6.457	6.457	73.02	1:42.428	10
3	70	E1	2	John FYDA	Brabham BT6	12	20:44.319	8.457	2.000	72.90	1:42.799	4
4	55	D2	2	Chris DRAKE	Elva 300	12	21:02.592	26.730	18.273	71.85	1:43.930	3
5	150	D2	3	David WATKINS	Elfin FJ	12	21:03.442	27.580	0.850	71.80	1:44.097	5
6	57	E1	3	John SYKES	Merlyn Mk5/7	12	21:03.802	27.940	0.360	71.78	1:43.471	9
7	88	E1	4	Kim SHEARN	Lotus 20/22	12	21:07.317	31.455	3.515	71.58	1:43.914	4
8	85	D2	4	John CHISHOLM	Gemini Mk3A	12	21:17.673	41.811	10.356	71.00	1:43.610	5
9	117	E2	1	David KENT	Lynx Mk3 Lowline	12	21:18.179	42.317	0.506	70.97	1:44.856	4
10	173	E1	5	Tom ANSTISS	Lotus 20/22	12	21:23.664	47.802	5.485	70.67	1:44.687	12
11	65	E1	6	Richard FERRIS	Donford FJ	12	22:12.059	1:36.197	48.395	68.10	1:47.850	9
12	30	C2	1	Trevor GRIFFITHS	Emeryson FJ	12	22:24.414	1:48.552	12.355	67.47	1:50.219	11
13	97	D2	5	Hans CIERS	Lotus 20	11	20:37.658	1 Lap	1 Lap	67.19	1:49.405	6
14	49	D2	6	Martin MCHUGH	North Star Mk1	11	21:06.115	1 Lap	28.457	65.68	1:53.218	9
15	95	D2	7	Bill HEMMING	Tojeiro	11	21:06.975	1 Lap	0.860	65.63	1:52.958	10
16	31	C1	1	Peter EDBROOKE	Lotus 18	10	21:10.298	2 Laps	1 Lap	59.51	2:02.240	9

NOT CLASSIFIED

DNF	83	D2		Jonathan FYDA	Mallock U2 Mk3	5	8:50.640	7 Laps	5 Laps	71.23	1:44.608	4
-----	----	----	--	---------------	----------------	---	----------	--------	--------	-------	----------	---

FASTEST LAP

91	E1	Richard WILSON	Brabham BT6	9	1:41.659	74.36 mph	119.68 kph
72	D2	Martin BULLOCK	Wren FJ1	10	1:42.428	73.80 mph	118.78 kph
117	E2	David KENT	Lynx Mk3 Lowline	4	1:44.856	72.09 mph	116.03 kph
30	C2	Trevor GRIFFITHS	Emeryson FJ	11	1:50.219	68.59 mph	110.38 kph
31	C1	Peter EDBROOKE	Lotus 18	9	2:02.240	61.84 mph	99.53 kph

Weather / Track : Cloudy / Dry

These results are provisional until the conclusion of any judicial and technical matters.

Anglesey International GP

Circuit Length = 2.1000 miles

Start: 14:34 Flag 14:54 End: 14:56

Clerk Of Course : Julian Floyd

Steward :

Timekeeper : Nick Palmer

HSCC Historic Formula Junior Rear Engine

RACE 5 - LAP CHART

LAP 1 @ 14:36:02.602			LAP 2 @ 14:37:45.467			LAP 3 @ 14:39:28.495			LAP 4 @ 14:41:11.217			LAP 5 @ 14:42:53.711		
NO	BEHIND	LAP TIME	NO	BEHIND	LAP TIME	NO	BEHIND	LAP TIME	NO	BEHIND	LAP TIME	NO	BEHIND	LAP TIME
72		1:47.525	72		1:42.865	72		1:43.028	72		1:42.722	91		1:41.896
91	0.758	1:48.283	91	1.692	1:43.799	91	1.034	1:42.370	91	0.598	1:42.286	72	2.071	1:44.565
70	1.589	1:49.114	70	2.362	1:43.638	70	2.547	1:43.213	70	2.624	1:42.799	70	3.159	1:43.029
55	2.667	1:50.192	55	4.413	1:44.611	55	5.315	1:43.930	55	6.952	1:44.359	55	10.051	1:45.593
150	3.400	1:50.925	150	5.016	1:44.481	150	6.764	1:44.776	150	9.091	1:45.049	150	10.694	1:44.097
83	3.708	1:51.233	83	5.805	1:44.962	83	7.523	1:44.746	83	9.409	1:44.608	83	12.006	1:45.091
85	6.166	1:53.691	85	7.916	1:44.615	85	9.424	1:44.536	85	11.655	1:44.953	85	12.771	1:43.610
57	6.744	1:54.269	57	8.822	1:44.943	57	10.673	1:44.879	57	12.392	1:44.441	57	14.515	1:44.617
88	6.975	1:54.500	88	10.325	1:46.215	88	12.639	1:45.342	88	13.831	1:43.914	88	16.150	1:44.813
117	7.648	1:55.173	117	12.186	1:47.403	117	14.735	1:45.577	117	16.869	1:44.856	117	19.664	1:45.289
173	8.189	1:55.714	173	12.685	1:47.361	173	16.018	1:46.361	173	19.627	1:46.331	173	23.683	1:46.550
30	12.787	2:00.312	65	19.911	1:49.564	65	27.916	1:51.033	65	35.770	1:50.576	65	43.904	1:50.628
65	13.212	2:00.737	30	22.012	1:52.090	30	32.536	1:53.552	30	42.808	1:52.994	30	50.756	1:50.442
49	15.791	2:03.316	49	27.866	1:54.940	97	39.736	1:54.405	97	48.515	1:51.501	97	55.650	1:49.629
95	17.036	2:04.561	97	28.359	1:53.977	49	40.875	1:56.037	49	51.940	1:53.787	49	1:03.820	1:54.374
97	17.247	2:04.772	95	29.605	1:55.434	95	41.554	1:54.977	95	52.870	1:54.038	95	1:04.106	1:53.730
31	21.698	2:09.223	31	41.938	2:03.105	31	1:01.157	2:02.247	31	1:24.317	2:05.882			

Weather / Track : Cloudy / Dry

HSCC Historic Formula Junior Rear Engine

RACE 5 - LAP CHART

LAP 6 @ 14:44:35.881			LAP 7 @ 14:46:18.519			LAP 8 @ 14:48:01.066			LAP 9 @ 14:49:42.725			LAP 10 @ 14:51:26.340		
NO	BEHIND	LAP TIME	NO	BEHIND	LAP TIME	NO	BEHIND	LAP TIME	NO	BEHIND	LAP TIME	NO	BEHIND	LAP TIME
91		1:42.170	91		1:42.638	91		1:42.547	91		1:41.659	91		1:43.615
72	3.007	1:43.106	72	4.011	1:43.642	72	4.429	1:42.965	72	5.847	1:43.077	72	4.660	1:42.428
70	3.791	1:42.802	70	4.789	1:43.636	70	5.157	1:42.915	70	6.933	1:43.435	70	6.208	1:42.890
31	1 Lap	2:09.865	55	14.243	1:44.219	55	16.595	1:44.899	55	19.155	1:44.219	49	1 Lap	1:53.218
55	12.662	1:44.781	150	15.951	1:44.768	150	18.013	1:44.609	150	20.523	1:44.169	95	1 Lap	1:54.010
150	13.821	1:45.297	85	17.342	1:44.682	57	19.047	1:43.683	57	20.859	1:43.471	55	19.585	1:44.045
85	15.298	1:44.697	57	17.911	1:43.880	88	21.920	1:44.898	88	25.512	1:45.251	150	21.146	1:44.238
57	16.669	1:44.324	88	19.569	1:44.201	85	24.786	1:49.991	85	27.265	1:44.138	57	21.404	1:44.160
88	18.006	1:44.026	117	26.757	1:46.719	117	29.722	1:45.512	117	33.751	1:45.688	88	27.077	1:45.180
117	22.676	1:45.182	173	31.384	1:45.880	173	34.934	1:46.097	173	39.371	1:46.096	85	30.111	1:46.461
173	28.142	1:46.629	31	1 Lap	2:13.189	31	1 Lap	2:05.748	65	1:15.198	1:47.850	117	35.537	1:45.401
65	53.536	1:51.802	65	1:01.781	1:50.883	65	1:09.007	1:49.773	30	1:25.109	1:51.091	173	41.868	1:46.112
30	58.911	1:50.325	30	1:06.736	1:50.463	30	1:15.677	1:51.488	97	1:27.307	1:51.293	65	1:22.059	1:50.476
97	1:02.885	1:49.405	97	1:09.704	1:49.457	97	1:17.673	1:50.516	31	1 Lap	2:07.570	30	1:31.927	1:50.433
95	1:15.916	1:53.980	95	1:27.021	1:53.743	49	1:38.941	1:54.032				97	1:34.602	1:50.910
49	1:16.272	1:54.622	49	1:27.456	1:53.822	95	1:39.082	1:54.608						

Weather / Track : Cloudy / Dry

Anglesey International GP
 Circuit Length = 2.1000 miles
 Start: 14:34 Flag 14:54 End: 14:56

HSCC Historic Formula Junior Rear Engine

RACE 5 - LAP CHART

LAP 11 @ 14:53:08.773			LAP 12 @ 14:54:50.939		
NO	BEHIND	LAP TIME	NO	BEHIND	LAP TIME
91		1:42.433	91		1:42.166
31	2 Laps	2:02.240	97	1 Lap	1:51.793
72	5.428	1:43.201	72	6.457	1:43.195
70	6.668	1:42.893	70	8.457	1:43.955
49	1 Lap	1:53.480	55	26.730	1:46.994
95	1 Lap	1:52.958	150	27.580	1:46.582
55	21.902	1:44.750	57	27.940	1:46.299
150	23.164	1:44.451	49	1 Lap	1:54.487
57	23.807	1:44.836	95	1 Lap	1:54.936
88	29.064	1:44.420	88	31.455	1:44.557
85	35.486	1:47.808	31	2 Laps	2:11.229
117	38.802	1:45.698	85	41.811	1:48.491
173	45.281	1:45.846	117	42.317	1:45.681
65	1:28.537	1:48.911	173	47.802	1:44.687
30	1:39.713	1:50.219	65	1:36.197	1:49.826
			30	1:48.552	1:51.005

Weather / Track : Cloudy / Dry

Results can be found at www.tsl-timing.com

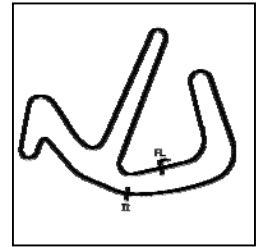
Page 3 of 3

Anglesey International GP
Circuit Length = 2.1000 miles
Start: 14:34 Flag 14:54 End: 14:56

Printed - 14:58 Saturday, 13 July 2019

HSCC Historic Formula Junior Rear Engine

RACE 5 - SECTOR ANALYSIS



SECTOR 1 = FL to I1, SECTOR 2 = I1 to FL, DIFF = Difference To Personal Best Lap, P = Crossed Finish Line in Pit Lane, D = Time Disallowed

P1		91 E1		Richard WILSON		Brabham BT6		
IDEAL LAP TIME : 1:41.500		BEST LAP TIME : 1:41.659		DIFFERENCE : 0.159				
LAP	SECTOR 1		SECTOR 2		LAP TIME	MPH	DIFF	TIME OF DAY
1 -		106.6	1:08.927	75.2	1:48.283	69.81	6.624	14:36:03.360
2 -	34.661	115.9	1:09.138	76.0	1:43.799	72.83	2.140	14:37:47.159
3 -	34.471	114.7	1:07.899	75.7	1:42.370	73.84	0.711	14:39:29.529
4 -	34.728	115.5	1:07.558	76.4	1:42.286	73.91	0.627	14:41:11.815
5 -	34.652	115.1	1:07.244	76.3	1:41.896 (2)	74.19	0.237	14:42:53.711
6 -	34.590	115.5	1:07.580	75.5	1:42.170	73.99	0.511	14:44:35.881
7 -	34.870	115.1	1:07.768	76.6	1:42.638	73.65	0.979	14:46:18.519
8 -	34.849	114.9	1:07.698	77.4	1:42.547	73.72	0.888	14:48:01.066
9 -	34.256	114.3	1:07.403	77.0	1:41.659 (1)	74.36		14:49:42.725
10 -	35.497	114.5	1:08.118	75.7	1:43.615	72.96	1.956	14:51:26.340
11 -	34.857	116.5	1:07.576	76.7	1:42.433	73.80	0.774	14:53:08.773
12 -	34.772	115.3	1:07.394	75.4	1:42.166 (3)	73.99	0.507	14:54:50.939

P2		72 D2		Martin BULLOCK		Wren FJ1		
IDEAL LAP TIME : 1:42.428		BEST LAP TIME : 1:42.428		DIFFERENCE : 0.000				
LAP	SECTOR 1		SECTOR 2		LAP TIME	MPH	DIFF	TIME OF DAY
1 -		111.1	1:07.587	76.5	1:47.525	70.30	5.097	14:36:02.602
2 -	34.950	114.9	1:07.915	77.0	1:42.865 (3)	73.49	0.437	14:37:45.467
3 -	35.062	114.3	1:07.966	75.2	1:43.028	73.37	0.600	14:39:28.495
4 -	35.043	111.6	1:07.679	73.7	1:42.722 (2)	73.59	0.294	14:41:11.217
5 -	35.804	114.5	1:08.761	74.5	1:44.565	72.29	2.137	14:42:55.782
6 -	35.125	115.5	1:07.981	74.7	1:43.106	73.32	0.678	14:44:38.888
7 -	35.240	112.7	1:08.402	76.1	1:43.642	72.94	1.214	14:46:22.530
8 -	35.332	110.7	1:07.633	74.7	1:42.965	73.42	0.537	14:48:05.495
9 -	35.371	112.9	1:07.706	74.6	1:43.077	73.34	0.649	14:49:48.572
10 -	34.944	115.7	1:07.484	74.0	1:42.428 (1)	73.80		14:51:31.000
11 -	35.018	114.9	1:08.183	74.7	1:43.201	73.25	0.773	14:53:14.201
12 -	35.202	115.1	1:07.993	74.2	1:43.195	73.25	0.767	14:54:57.396

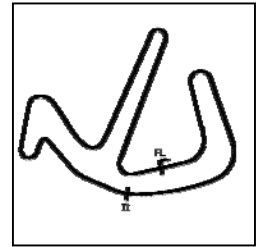
P3		70 E1		John FYDA		Brabham BT6		
IDEAL LAP TIME : 1:42.118		BEST LAP TIME : 1:42.799		DIFFERENCE : 0.681				
LAP	SECTOR 1		SECTOR 2		LAP TIME	MPH	DIFF	TIME OF DAY
1 -		112.5	1:09.017	74.3	1:49.114	69.28	6.315	14:36:04.191
2 -	35.209	115.5	1:08.429	75.4	1:43.638	72.94	0.839	14:37:47.829
3 -	34.680	115.9	1:08.533	73.5	1:43.213	73.24	0.414	14:39:31.042
4 -	35.150	115.9	1:07.649	75.0	1:42.799 (1)	73.54		14:41:13.841
5 -	34.877	115.9	1:08.152	75.9	1:43.029	73.37	0.230	14:42:56.870
6 -	35.005	115.5	1:07.797	75.3	1:42.802 (2)	73.53	0.003	14:44:39.672
7 -	35.231	114.3	1:08.405	75.7	1:43.636	72.94	0.837	14:46:23.308
8 -	35.477	112.7	1:07.438	75.6	1:42.915	73.45	0.116	14:48:06.223
9 -	35.283	116.3	1:08.152	76.1	1:43.435	73.08	0.636	14:49:49.658
10 -	35.293	114.5	1:07.597	73.9	1:42.890 (3)	73.47	0.091	14:51:32.548
11 -	35.453	114.7	1:07.440	76.2	1:42.893	73.47	0.094	14:53:15.441
12 -	35.480	116.7	1:08.475	72.2	1:43.955	72.72	1.156	14:54:59.396

Weather / Track : Cloudy / Dry

Anglesey International GP
Circuit Length = 2.1000 miles
Start: 14:34 Flag 14:54 End: 14:56

HSCC Historic Formula Junior Rear Engine

RACE 5 - SECTOR ANALYSIS



SECTOR 1 = FL to I1, SECTOR 2 = I1 to FL, DIFF = Difference To Personal Best Lap, P = Crossed Finish Line in Pit Lane, D = Time Disallowed

P4		55 D2		Chris DRAKE		Elva 300		
IDEAL LAP TIME : 1:43.747		BEST LAP TIME : 1:43.930		DIFFERENCE : 0.183				
LAP	SECTOR 1		SECTOR 2		LAP TIME	MPH	DIFF	TIME OF DAY
1 -		113.1	1:09.243	72.4	1:50.192	68.60	6.262	14:36:05.269
2 -	35.604	111.8	1:09.007	72.7	1:44.611	72.26	0.681	14:37:49.880
3 -	35.506	112.2	1:08.424	74.7	1:43.930 (1)	72.74		14:39:33.810
4 -	35.823	110.3	1:08.536	71.9	1:44.359	72.44	0.429	14:41:18.169
5 -	36.661	109.1	1:08.932	73.9	1:45.593	71.59	1.663	14:43:03.762
6 -	35.902	112.7	1:08.879	74.6	1:44.781	72.15	0.851	14:44:48.543
7 -	35.657	113.5	1:08.562	74.7	1:44.219 (3)	72.53	0.289	14:46:32.762
8 -	36.377	108.4	1:08.522	75.0	1:44.899	72.06	0.969	14:48:17.661
9 -	35.759	112.0	1:08.460	74.8	1:44.219 (3)	72.53	0.289	14:50:01.880
10 -	35.804	112.0	1:08.241	76.8	1:44.045 (2)	72.66	0.115	14:51:45.925
11 -	35.966	113.5	1:08.784	75.1	1:44.750	72.17	0.820	14:53:30.675
12 -	35.990	113.3	1:11.004	74.0	1:46.994	70.65	3.064	14:55:17.669

P5		150 D2		David WATKINS		Elfin FJ		
IDEAL LAP TIME : 1:43.935		BEST LAP TIME : 1:44.097		DIFFERENCE : 0.162				
LAP	SECTOR 1		SECTOR 2		LAP TIME	MPH	DIFF	TIME OF DAY
1 -		109.8	1:09.239	73.4	1:50.925	68.15	6.828	14:36:06.002
2 -	35.550	113.3	1:08.931	72.7	1:44.481	72.35	0.384	14:37:50.483
3 -	35.394	113.7	1:09.382	72.1	1:44.776	72.15	0.679	14:39:35.259
4 -	35.313	111.4	1:09.736	72.0	1:45.049	71.96	0.952	14:41:20.308
5 -	35.365	112.4	1:08.732	73.4	1:44.097 (1)	72.62		14:43:04.405
6 -	35.560	112.2	1:09.737	73.6	1:45.297	71.79	1.200	14:44:49.702
7 -	35.815	112.5	1:08.953	72.5	1:44.768	72.15	0.671	14:46:34.470
8 -	35.417	111.1	1:09.192	73.4	1:44.609	72.26	0.512	14:48:19.079
9 -	35.547	110.9	1:08.622	71.6	1:44.169 (2)	72.57	0.072	14:50:03.248
10 -	35.404	112.4	1:08.834	72.0	1:44.238 (3)	72.52	0.141	14:51:47.486
11 -	35.781	111.4	1:08.670	71.3	1:44.451	72.37	0.354	14:53:31.937
12 -	35.642	112.5	1:10.940	75.4	1:46.582	70.93	2.485	14:55:18.519

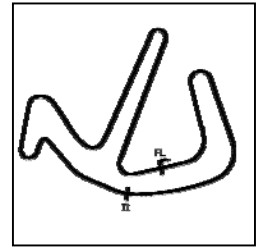
P6		57 E1		John SYKES		Merlyn Mk5/7		
IDEAL LAP TIME : 1:43.000		BEST LAP TIME : 1:43.471		DIFFERENCE : 0.471				
LAP	SECTOR 1		SECTOR 2		LAP TIME	MPH	DIFF	TIME OF DAY
1 -		107.0	1:12.319	65.6	1:54.269	66.15	10.798	14:36:09.346
2 -	35.842	110.3	1:09.101	74.5	1:44.943	72.03	1.472	14:37:54.289
3 -	35.507	110.7	1:09.372	75.3	1:44.879	72.08	1.408	14:39:39.168
4 -	35.512	111.4	1:08.929	73.5	1:44.441	72.38	0.970	14:41:23.609
5 -	35.427	106.8	1:09.190	73.5	1:44.617	72.26	1.146	14:43:08.226
6 -	35.296	111.1	1:09.028	74.8	1:44.324	72.46	0.853	14:44:52.550
7 -	35.272	110.1	1:08.608	73.9	1:43.880 (3)	72.77	0.409	14:46:36.430
8 -	35.217	110.3	1:08.466	74.4	1:43.683 (2)	72.91	0.212	14:48:20.113
9 -	34.790	110.7	1:08.681	75.1	1:43.471 (1)	73.06		14:50:03.584
10 -	35.168	111.6	1:08.992	76.2	1:44.160	72.58	0.689	14:51:47.744
11 -	36.626	110.7	1:08.210	74.2	1:44.836	72.11	1.365	14:53:32.580
12 -	35.215	110.9	1:11.084	76.0	1:46.299	71.12	2.828	14:55:18.879

Weather / Track : Cloudy / Dry

Anglesey International GP
Circuit Length = 2.1000 miles
Start: 14:34 Flag 14:54 End: 14:56

HSCC Historic Formula Junior Rear Engine

RACE 5 - SECTOR ANALYSIS



SECTOR 1 = FL to I1, SECTOR 2 = I1 to FL, DIFF = Difference To Personal Best Lap, P = Crossed Finish Line in Pit Lane, D = Time Disallowed

P7		88 E1		Kim SHEARN		Lotus 20/22		
IDEAL LAP TIME : 1:43.742		BEST LAP TIME : 1:43.914		DIFFERENCE : 0.172				
LAP	SECTOR 1		SECTOR 2		LAP TIME	MPH	DIFF	TIME OF DAY
1 -		97.6	1:11.671	72.7	1:54.500	66.02	10.586	14:36:09.577
2 -	36.602	108.0	1:09.613	73.9	1:46.215	71.17	2.301	14:37:55.792
3 -	35.871	107.7	1:09.471	74.9	1:45.342	71.76	1.428	14:39:41.134
4 -	35.296	108.9	1:08.618	73.7	1:43.914 (1)	72.75		14:41:25.048
5 -	35.637	106.1	1:09.176	73.9	1:44.813	72.12	0.899	14:43:09.861
6 -	35.580	108.0	1:08.446	73.9	1:44.026 (2)	72.67	0.112	14:44:53.887
7 -	35.465	107.2	1:08.736	71.2	1:44.201 (3)	72.55	0.287	14:46:38.088
8 -	35.677	106.6	1:09.221	74.2	1:44.898	72.07	0.984	14:48:22.986
9 -	35.992	104.2	1:09.259	61.3	1:45.251	71.82	1.337	14:50:08.237
10 -	36.339	108.2	1:08.841	71.7	1:45.180	71.87	1.266	14:51:53.417
11 -	35.852	109.1	1:08.568	73.7	1:44.420	72.39	0.506	14:53:37.837
12 -	35.683	107.5	1:08.874	73.1	1:44.557	72.30	0.643	14:55:22.394

P8		85 D2		John CHISHOLM		Gemini Mk3A		
IDEAL LAP TIME : 1:43.610		BEST LAP TIME : 1:43.610		DIFFERENCE : 0.000				
LAP	SECTOR 1		SECTOR 2		LAP TIME	MPH	DIFF	TIME OF DAY
1 -		103.5	1:11.079	74.3	1:53.691	66.49	10.081	14:36:08.768
2 -	35.295	110.3	1:09.320	76.4	1:44.615	72.26	1.005	14:37:53.383
3 -	35.800	112.9	1:08.736	73.6	1:44.536 (3)	72.31	0.926	14:39:37.919
4 -	35.836	111.8	1:09.117	74.7	1:44.953	72.03	1.343	14:41:22.872
5 -	35.045	110.3	1:08.565	75.4	1:43.610 (1)	72.96		14:43:06.482
6 -	35.205	110.1	1:09.492	76.3	1:44.697	72.20	1.087	14:44:51.179
7 -	35.333	112.4	1:09.349	76.6	1:44.682	72.21	1.072	14:46:35.861
8 -	35.406	112.5	1:14.585	72.8	1:49.991	68.73	6.381	14:48:25.852
9 -	35.279	111.2	1:08.859	75.8	1:44.138 (2)	72.59	0.528	14:50:09.990
10 -	36.960	100.6	1:09.501	74.2	1:46.461	71.01	2.851	14:51:56.451
11 -	35.847	112.0	1:11.961	71.3	1:47.808	70.12	4.198	14:53:44.259
12 -	36.345	108.4	1:12.146	60.2	1:48.491	69.68	4.881	14:55:32.750

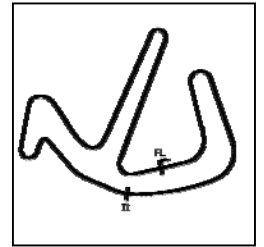
P9		117 E2		David KENT		Lynx Mk3 Lowline		
IDEAL LAP TIME : 1:44.741		BEST LAP TIME : 1:44.856		DIFFERENCE : 0.115				
LAP	SECTOR 1		SECTOR 2		LAP TIME	MPH	DIFF	TIME OF DAY
1 -		102.1	1:11.875	72.3	1:55.173	65.64	10.317	14:36:10.250
2 -	36.331	108.5	1:11.072	70.3	1:47.403	70.38	2.547	14:37:57.653
3 -	35.650	110.1	1:09.927	73.9	1:45.577	71.60	0.721	14:39:43.230
4 -	35.573	111.2	1:09.283	73.5	1:44.856 (1)	72.09		14:41:28.086
5 -	35.614	110.9	1:09.675	73.2	1:45.289 (3)	71.80	0.433	14:43:13.375
6 -	35.810	110.0	1:09.372	72.1	1:45.182 (2)	71.87	0.326	14:44:58.557
7 -	35.897	109.1	1:10.822	73.8	1:46.719	70.84	1.863	14:46:45.276
8 -	35.752	110.5	1:09.760	73.1	1:45.512	71.65	0.656	14:48:30.788
9 -	35.813	108.2	1:09.875	73.2	1:45.688	71.53	0.832	14:50:16.476
10 -	35.944	111.4	1:09.457	73.7	1:45.401	71.72	0.545	14:52:01.877
11 -	35.706	111.2	1:09.992	74.2	1:45.698	71.52	0.842	14:53:47.575
12 -	35.458	110.7	1:10.223	73.8	1:45.681	71.53	0.825	14:55:33.256

Weather / Track : Cloudy / Dry

Anglesey International GP
Circuit Length = 2.1000 miles
Start: 14:34 Flag 14:54 End: 14:56

HSCC Historic Formula Junior Rear Engine

RACE 5 - SECTOR ANALYSIS



SECTOR 1 = FL to I1, SECTOR 2 = I1 to FL, DIFF = Difference To Personal Best Lap, P = Crossed Finish Line in Pit Lane, D = Time Disallowed

P10 173 E1		Tom ANSTISS			Lotus 20/22			
IDEAL LAP TIME : 1:44.687		BEST LAP TIME : 1:44.687			DIFFERENCE : 0.000			
LAP	SECTOR 1	SECTOR 2		LAP TIME	MPH	DIFF	TIME OF DAY	
1 -		101.3	1:11.749	70.3	1:55.714	65.33	11.027	14:36:10.791
2 -	36.847	107.0	1:10.514	73.5	1:47.361	70.41	2.674	14:37:58.152
3 -	36.200	107.0	1:10.161	71.2	1:46.361	71.07	1.674	14:39:44.513
4 -	36.597	105.6	1:09.734	71.9	1:46.331	71.09	1.644	14:41:30.844
5 -	36.410	106.0	1:10.140	72.3	1:46.550	70.95	1.863	14:43:17.394
6 -	37.130	105.1	1:09.499	73.5	1:46.629	70.90	1.942	14:45:04.023
7 -	35.899	106.0	1:09.981	72.0	1:45.880 (3)	71.40	1.193	14:46:49.903
8 -	36.396	108.5	1:09.701	72.7	1:46.097	71.25	1.410	14:48:36.000
9 -	36.181	108.7	1:09.915	73.1	1:46.096	71.25	1.409	14:50:22.096
10 -	36.607	107.5	1:09.505	73.2	1:46.112	71.24	1.425	14:52:08.208
11 -	35.783	106.6	1:10.063	68.6	1:45.846 (2)	71.42	1.159	14:53:54.054
12 -	35.761	109.1	1:08.926	71.9	1:44.687 (1)	72.21		14:55:38.741

P11 65 E1		Richard FERRIS			Donford FJ			
IDEAL LAP TIME : 1:47.850		BEST LAP TIME : 1:47.850			DIFFERENCE : 0.000			
LAP	SECTOR 1	SECTOR 2		LAP TIME	MPH	DIFF	TIME OF DAY	
1 -		98.8	1:13.913	65.2	2:00.737	62.61	12.887	14:36:15.814
2 -	37.156	103.4	1:12.408	67.3	1:49.564 (3)	69.00	1.714	14:38:05.378
3 -	38.059	102.1	1:12.974	68.6	1:51.033	68.08	3.183	14:39:56.411
4 -	37.256	98.8	1:13.320	66.5	1:50.576	68.36	2.726	14:41:46.987
5 -	37.487	99.4	1:13.141	71.6	1:50.628	68.33	2.778	14:43:37.615
6 -	37.259	101.2	1:14.543	72.7	1:51.802	67.61	3.952	14:45:29.417
7 -	37.511	101.3	1:13.372	71.3	1:50.883	68.17	3.033	14:47:20.300
8 -	37.465	102.9	1:12.308	73.7	1:49.773	68.86	1.923	14:49:10.073
9 -	36.776	104.3	1:11.074	72.3	1:47.850 (1)	70.09		14:50:57.923
10 -	38.041	95.0	1:12.435	74.3	1:50.476	68.43	2.626	14:52:48.399
11 -	37.399	100.6	1:11.512	75.2	1:48.911 (2)	69.41	1.061	14:54:37.310
12 -	37.758	98.3	1:12.068	67.8	1:49.826	68.83	1.976	14:56:27.136

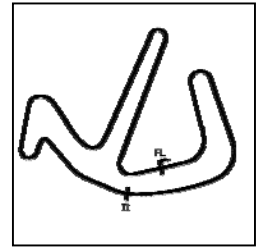
P12 30 C2		Trevor GRIFFITHS			Emeryson FJ			
IDEAL LAP TIME : 1:49.739		BEST LAP TIME : 1:50.219			DIFFERENCE : 0.480			
LAP	SECTOR 1	SECTOR 2		LAP TIME	MPH	DIFF	TIME OF DAY	
1 -		98.3	1:15.382	61.3	2:00.312	62.83	10.093	14:36:15.389
2 -	37.331	102.2	1:14.759	62.6	1:52.090	67.44	1.871	14:38:07.479
3 -	38.037	103.2	1:15.515	60.6	1:53.552	66.57	3.333	14:40:01.031
4 -	38.203	102.2	1:14.791	62.2	1:52.994	66.90	2.775	14:41:54.025
5 -	37.569	103.0	1:12.873	62.8	1:50.442	68.45	0.223	14:43:44.467
6 -	37.342	102.6	1:12.983	61.2	1:50.325 (2)	68.52	0.106	14:45:34.792
7 -	37.554	101.6	1:12.909	56.2	1:50.463	68.43	0.244	14:47:25.255
8 -	37.888	101.8	1:13.600	59.6	1:51.488	67.80	1.269	14:49:16.743
9 -	37.624	101.6	1:13.467	63.3	1:51.091	68.05	0.872	14:51:07.834
10 -	37.029	102.6	1:13.404	63.4	1:50.433 (3)	68.45	0.214	14:52:58.267
11 -	37.509	101.6	1:12.710	63.2	1:50.219 (1)	68.59		14:54:48.486
12 -	37.660	101.8	1:13.345	63.9	1:51.005	68.10	0.786	14:56:39.491

Weather / Track : Cloudy / Dry

Anglesey International GP
Circuit Length = 2.1000 miles
Start: 14:34 Flag 14:54 End: 14:56

HSCC Historic Formula Junior Rear Engine

RACE 5 - SECTOR ANALYSIS



SECTOR 1 = FL to I1, SECTOR 2 = I1 to FL, DIFF = Difference To Personal Best Lap, P = Crossed Finish Line in Pit Lane, D = Time Disallowed

P13 97 D2 Hans CIERS					Lotus 20			
IDEAL LAP TIME : 1:49.357		BEST LAP TIME : 1:49.405			DIFFERENCE : 0.048			
LAP	SECTOR 1		SECTOR 2		LAP TIME	MPH	DIFF	TIME OF DAY
1 -		94.3	1:17.116	70.3	2:04.772	60.59	15.367	14:36:19.849
2 -	39.202	98.6	1:14.775	70.4	1:53.977	66.32	4.572	14:38:13.826
3 -	39.713	95.0	1:14.692	70.9	1:54.405	66.08	5.000	14:40:08.231
4 -	38.433	94.6	1:13.068	71.7	1:51.501	67.80	2.096	14:41:59.732
5 -	37.775	98.6	1:11.854	71.9	1:49.629 (3)	68.95	0.224	14:43:49.361
6 -	37.671	100.6	1:11.734	71.0	1:49.405 (1)	69.10		14:45:38.766
7 -	37.633	98.2	1:11.824	72.6	1:49.457 (2)	69.06	0.052	14:47:28.223
8 -	37.623	99.4	1:12.893	71.1	1:50.516	68.40	1.111	14:49:18.739
9 -	38.127	96.6	1:13.166	71.2	1:51.293	67.92	1.888	14:51:10.032
10 -	37.980	96.9	1:12.930	70.7	1:50.910	68.16	1.505	14:53:00.942
11 -	37.959	97.6	1:13.834	72.2	1:51.793	67.62	2.388	14:54:52.735

P14 49 D2 Martin MCHUGH					North Star Mk1			
IDEAL LAP TIME : 1:52.984		BEST LAP TIME : 1:53.218			DIFFERENCE : 0.234			
LAP	SECTOR 1		SECTOR 2		LAP TIME	MPH	DIFF	TIME OF DAY
1 -		94.7	1:17.221	68.0	2:03.316	61.30	10.098	14:36:18.393
2 -	39.349	96.5	1:15.591	66.6	1:54.940	65.77	1.722	14:38:13.333
3 -	39.689	98.8	1:16.348	68.2	1:56.037	65.15	2.819	14:40:09.370
4 -	39.144	97.5	1:14.643	69.5	1:53.787 (3)	66.43	0.569	14:42:03.157
5 -	38.996	98.6	1:15.378	63.5	1:54.374	66.09	1.156	14:43:57.531
6 -	40.092	98.3	1:14.530	69.1	1:54.622	65.95	1.404	14:45:52.153
7 -	39.142	96.4	1:14.680	69.6	1:53.822	66.41	0.604	14:47:45.975
8 -	39.052	98.1	1:14.980	70.1	1:54.032	66.29	0.814	14:49:40.007
9 -	38.468	95.5	1:14.750	69.4	1:53.218 (1)	66.77		14:51:33.225
10 -	38.454	99.8	1:15.026	69.0	1:53.480 (2)	66.61	0.262	14:53:26.705
11 -	38.719	96.6	1:15.768	69.2	1:54.487	66.03	1.269	14:55:21.192

P15 95 D2 Bill HEMMING					Tojeiro			
IDEAL LAP TIME : 1:52.958		BEST LAP TIME : 1:52.958			DIFFERENCE : 0.000			
LAP	SECTOR 1		SECTOR 2		LAP TIME	MPH	DIFF	TIME OF DAY
1 -		96.9	1:17.713	62.1	2:04.561	60.69	11.603	14:36:19.638
2 -	39.844	98.8	1:15.590	68.7	1:55.434	65.49	2.476	14:38:15.072
3 -	39.607	96.9	1:15.370	68.7	1:54.977	65.75	2.019	14:40:10.049
4 -	39.269	98.3	1:14.769	68.3	1:54.038	66.29	1.080	14:42:04.087
5 -	38.836	98.8	1:14.894	66.9	1:53.730 (2)	66.47	0.772	14:43:57.817
6 -	39.510	96.2	1:14.470	69.3	1:53.980	66.32	1.022	14:45:51.797
7 -	39.129	96.2	1:14.614	69.0	1:53.743 (3)	66.46	0.785	14:47:45.540
8 -	39.402	95.4	1:15.206	62.2	1:54.608	65.96	1.650	14:49:40.148
9 -	39.762	98.8	1:14.248	69.7	1:54.010	66.30	1.052	14:51:34.158
10 -	38.732	101.9	1:14.226	67.4	1:52.958 (1)	66.92		14:53:27.116
11 -	39.163	99.5	1:15.773	69.6	1:54.936	65.77	1.978	14:55:22.052

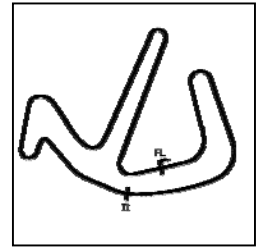
P16 31 C1 Peter EDBROOKE					Lotus 18			
IDEAL LAP TIME : 2:00.621		BEST LAP TIME : 2:02.240			DIFFERENCE : 1.619			
LAP	SECTOR 1		SECTOR 2		LAP TIME	MPH	DIFF	TIME OF DAY
1 -		95.3	1:19.960	65.4	2:09.223	58.50	6.983	14:36:24.300
2 -	41.519	93.2	1:21.586	66.7	2:03.105 (3)	61.41	0.865	14:38:27.405
3 -	40.661	91.5	1:21.586	66.4	2:02.247 (2)	61.84	0.007	14:40:29.652
4 -	42.088	89.3	1:23.794	64.4	2:05.882	60.05	3.642	14:42:35.534
5 -	42.258	88.4	1:27.607	62.6	2:09.865	58.21	7.625	14:44:45.399
6 -	46.924	83.3	1:26.265	65.0	2:13.189	56.76	10.949	14:46:58.588
7 -	42.872	90.4	1:22.876	64.7	2:05.748	60.12	3.508	14:49:04.336
8 -	43.426	86.3	1:24.144	63.2	2:07.570	59.26	5.330	14:51:11.906
9 -	41.410	93.0	1:20.830	60.7	2:02.240 (1)	61.84		14:53:14.146
10 -	43.483	85.5	1:27.746	63.7	2:11.229	57.60	8.989	14:55:25.375

Weather / Track : Cloudy / Dry

Anglesey International GP
Circuit Length = 2.1000 miles
Start: 14:34 Flag 14:54 End: 14:56

HSCC Historic Formula Junior Rear Engine

RACE 5 - SECTOR ANALYSIS



SECTOR 1 = FL to I1, SECTOR 2 = I1 to FL, DIFF = Difference To Personal Best Lap, P = Crossed Finish Line in Pit Lane, D = Time Disallowed

P17 83 D2		Jonathan FYDA		Mallock U2 Mk3				
IDEAL LAP TIME : 1:44.536		BEST LAP TIME : 1:44.608		DIFFERENCE : 0.072				
LAP	SECTOR 1		SECTOR 2		LAP TIME	MPH	DIFF	TIME OF DAY
1 -		110.5	1:10.436	75.4	1:51.233	67.96	6.625	14:36:06.310
2 -	35.828	108.7	1:09.134	73.9	1:44.962 (3)	72.02	0.354	14:37:51.272
3 -	35.878	110.1	1:08.868	74.4	1:44.746 (2)	72.17	0.138	14:39:36.018
4 -	35.683	109.2	1:08.925	75.4	1:44.608 (1)	72.26		14:41:20.626
5 -	35.668	110.1	1:09.423	68.0	1:45.091	71.93	0.483	14:43:05.717

Weather / Track : Cloudy / Dry

Results can be found at www.tsl-timing.com

Page 6 of 6

Anglesey International GP
 Circuit Length = 2.1000 miles
 Start: 14:34 Flag 14:54 End: 14:56

Printed - 14:58 Saturday, 13 July 2019

HSCC Historic Formula Junior Rear Engine

RACE 5 - BEST SECTORS

SECTOR 1			SECTOR 2			IDEAL / BEST COMPARISON						
POS	NO	NAME	TIME	NO	NAME	TIME	POS	NO	NAME	IDEAL	BEST	DIFF
									PERFECT LAP	1:41.500		
1	91	WILSON	34.256	91	WILSON	1:07.244	1	91	WILSON	1:41.500	1:41.659	0.159
2	70	FYDA	34.680	70	FYDA	1:07.438	2	70	FYDA	1:42.118	1:42.799	0.681
3	57	SYKES	34.790	72	BULLOCK	1:07.484	3	72	BULLOCK	1:42.428	1:42.428	0.000
4	72	BULLOCK	34.944	57	SYKES	1:08.210	4	57	SYKES	1:43.000	1:43.471	0.471
5	85	CHISHOLM	35.045	55	DRAKE	1:08.241	5	85	CHISHOLM	1:43.610	1:43.610	0.000
6	88	SHEARN	35.296	88	SHEARN	1:08.446	6	88	SHEARN	1:43.742	1:43.914	0.172
7	150	WATKINS	35.313	85	CHISHOLM	1:08.565	7	55	DRAKE	1:43.747	1:43.930	0.183
8	117	KENT	35.458	150	WATKINS	1:08.622	8	150	WATKINS	1:43.935	1:44.097	0.162
9	55	DRAKE	35.506	83	FYDA	1:08.868	9	83	FYDA	1:44.536	1:44.608	0.072
10	83	FYDA	35.668	173	ANSTISS	1:08.926	10	173	ANSTISS	1:44.687	1:44.687	0.000
11	173	ANSTISS	35.761	117	KENT	1:09.283	11	117	KENT	1:44.741	1:44.856	0.115
12	65	FERRIS	36.776	65	FERRIS	1:11.074	12	65	FERRIS	1:47.850	1:47.850	0.000
13	30	GRIFFITHS	37.029	97	CIERS	1:11.734	13	97	CIERS	1:49.357	1:49.405	0.048
14	97	CIERS	37.623	30	GRIFFITHS	1:12.710	14	30	GRIFFITHS	1:49.739	1:50.219	0.480
15	49	MCHUGH	38.454	95	HEMMING	1:14.226	15	95	HEMMING	1:52.958	1:52.958	0.000
16	95	HEMMING	38.732	49	MCHUGH	1:14.530	16	49	MCHUGH	1:52.984	1:53.218	0.234
17	31	EDBROOKE	40.661	31	EDBROOKE	1:19.960	17	31	EDBROOKE	2:00.621	2:02.240	1.619

Weather / Track : Cloudy / Dry

Results can be found at www.tsl-timing.com

Anglesey International GP
Circuit Length = 2.1000 miles
Start: 14:34 Flag 14:54 End: 14:56

Printed - 14:59 Saturday, 13 July 2019

HSCC Historic Formula Junior Rear Engine

RACE 5 - BEST SPEEDS

POS	INTERMEDIATE 1			INTERMEDIATE 2			FINISH LINE		
	NO	NAME	MPH	NO	NAME	MPH	NO	NAME	MPH
1	70	FYDA	116.7				91	WILSON	77.4
2	91	WILSON	116.5				72	BULLOCK	77.0
3	72	BULLOCK	115.7				55	DRAKE	76.8
4	150	WATKINS	113.7				85	CHISHOLM	76.6
5	55	DRAKE	113.5				70	FYDA	76.2
6	85	CHISHOLM	112.9				57	SYKES	76.2
7	57	SYKES	111.6				83	FYDA	75.4
8	117	KENT	111.4				150	WATKINS	75.4
9	83	FYDA	110.5				65	FERRIS	75.2
10	88	SHEARN	109.1				88	SHEARN	74.9
11	173	ANSTISS	109.1				117	KENT	74.2
12	65	FERRIS	104.3				173	ANSTISS	73.5
13	30	GRIFFITHS	103.2				97	CIERS	72.6
14	95	HEMMING	101.9				49	MCHUGH	70.1
15	97	CIERS	100.6				95	HEMMING	69.7
16	49	MCHUGH	99.8				31	EDBROOKE	66.7
17	31	EDBROOKE	95.3				30	GRIFFITHS	63.9

Weather / Track : Cloudy / Dry

Results can be found at www.tsl-timing.com

Anglesey International GP
Circuit Length = 2.1000 miles
Start: 14:34 Flag 14:54 End: 14:56

Printed - 14:59 Saturday, 13 July 2019

HSCC Historic Formula Junior Rear Engine

RACE 5 - STATISTICS

Competitors Started 17
Planned Start 2019-07-13 @ 14:45:00.000
Actual Start 2019-07-13 @ 14:34:15.076
Finish Time 2019-07-13 @ 14:54:50.053
Track Length 2.1000mi.
Total Laps 192
Total Distance Covered 403.2000mi.

Session Fastest Lap History

NO	CL	NAME	LAP TIME	TIME OF DAY	LAP	VEHICLE
72	D2	Martin BULLOCK	1:47.525	14:36:02.633	1	Wren FJ1
72	D2	Martin BULLOCK	1:42.865	14:37:45.498	2	Wren FJ1
91	E1	Richard WILSON	1:42.370	14:39:29.554	3	Brabham BT6
91	E1	Richard WILSON	1:42.286	14:41:11.841	4	Brabham BT6
91	E1	Richard WILSON	1:41.896	14:42:53.738	5	Brabham BT6
91	E1	Richard WILSON	1:41.659	14:49:42.750	9	Brabham BT6

Session Leader History

NO	CL	NAME	FROM LAP	LAPS LED	DISTANCE	VEHICLE
72	D2	Martin BULLOCK	1	4	8.40 miles	Wren FJ1
91	E1	Richard WILSON	5	8	16.80 miles	Brabham BT6

Flag History

TYPE	TIME OF DAY
GREEN	14:34:15.076
FINISH	14:54:50.053

Flag Statistics

TYPE	COUNT	TOTAL LAPS	TOTAL TIME
Green	1	12	22:30.150
Red	0	0	0.000
Safety Car	0	0	0.000
FCY	0	0	0.000

Weather / Track : Cloudy / Dry

These results are provisional until the conclusion of any judicial and technical matters.

Anglesey International GP
Circuit Length = 2.1000 miles
Start: 14:34 Flag 14:54 End: 14:56

Clerk Of Course : Julian Floyd	Timekeeper : Nick Palmer
--------------------------------	--------------------------

HSCC Historic Formula Junior Rear Engine

RACE 5 - STATISTICS

CLASS : C1

1 Starters

Fastest Lap History

NO	NAME	LAP TIME	TIME OF DAY	LAP	VEHICLE
31	Peter EDBROOKE	2:09.223	14:36:24.341	1	Lotus 18
31	Peter EDBROOKE	2:03.105	14:38:27.446	2	Lotus 18
31	Peter EDBROOKE	2:02.247	14:40:29.693	3	Lotus 18
31	Peter EDBROOKE	2:02.240	14:53:14.192	9	Lotus 18

Leader History

NO	NAME	FROM LAP	LAPS LED	DISTANCE	VEHICLE
31	Peter EDBROOKE	1	10	21.00 miles	Lotus 18

Weather / Track : Cloudy / Dry

These results are provisional until the conclusion of any judicial and technical matters.

Anglesey International GP

Circuit Length = 2.1000 miles

Start: 14:34 Flag 14:54 End: 14:56

Clerk Of Course : Julian Floyd

Timekeeper : Nick Palmer

HSCC Historic Formula Junior Rear Engine

RACE 5 - STATISTICS

CLASS : C2

1 Starters

Fastest Lap History

NO	NAME	LAP TIME	TIME OF DAY	LAP	VEHICLE
30	Trevor GRIFFITHS	2:00.312	14:36:15.433	1	Emeryson FJ
30	Trevor GRIFFITHS	1:52.090	14:38:07.521	2	Emeryson FJ
30	Trevor GRIFFITHS	1:50.442	14:43:44.510	5	Emeryson FJ
30	Trevor GRIFFITHS	1:50.325	14:45:34.832	6	Emeryson FJ
30	Trevor GRIFFITHS	1:50.219	14:54:48.529	11	Emeryson FJ

Leader History

NO	NAME	FROM LAP	LAPS LED	DISTANCE	VEHICLE
30	Trevor GRIFFITHS	1	12	25.20 miles	Emeryson FJ

Weather / Track : Cloudy / Dry

These results are provisional until the conclusion of any judicial and technical matters.

Anglesey International GP

Circuit Length = 2.1000 miles

Start: 14:34 Flag 14:54 End: 14:56

Clerk Of Course : Julian Floyd

Timekeeper : Nick Palmer

HSCC Historic Formula Junior Rear Engine

RACE 5 - STATISTICS

CLASS : D2

8 Starters

Fastest Lap History

NO	NAME	LAP TIME	TIME OF DAY	LAP	VEHICLE
72	Martin BULLOCK	1:47.525	14:36:02.633	1	Wren FJ1
72	Martin BULLOCK	1:42.865	14:37:45.498	2	Wren FJ1
72	Martin BULLOCK	1:42.722	14:41:11.250	4	Wren FJ1
72	Martin BULLOCK	1:42.428	14:51:31.032	10	Wren FJ1

Leader History

NO	NAME	FROM LAP	LAPS LED	DISTANCE	VEHICLE
72	Martin BULLOCK	1	12	25.20 miles	Wren FJ1

Weather / Track : Cloudy / Dry

These results are provisional until the conclusion of any judicial and technical matters.

Anglesey International GP

Circuit Length = 2.1000 miles

Start: 14:34 Flag 14:54 End: 14:56

Clerk Of Course : Julian Floyd

Timekeeper : Nick Palmer

HSCC Historic Formula Junior Rear Engine

RACE 5 - STATISTICS

CLASS : E1

6 Starters

Fastest Lap History

NO	NAME	LAP TIME	TIME OF DAY	LAP	VEHICLE
91	Richard WILSON	1:48.283	14:36:03.387	1	Brabham BT6
91	Richard WILSON	1:43.799	14:37:47.185	2	Brabham BT6
70	John FYDA	1:43.638	14:37:47.881	2	Brabham BT6
91	Richard WILSON	1:42.370	14:39:29.554	3	Brabham BT6
91	Richard WILSON	1:42.286	14:41:11.841	4	Brabham BT6
91	Richard WILSON	1:41.896	14:42:53.738	5	Brabham BT6
91	Richard WILSON	1:41.659	14:49:42.750	9	Brabham BT6

Leader History

NO	NAME	FROM LAP	LAPS LED	DISTANCE	VEHICLE
91	Richard WILSON	1	12	25.20 miles	Brabham BT6

Weather / Track : Cloudy / Dry

These results are provisional until the conclusion of any judicial and technical matters.

Anglesey International GP

Circuit Length = 2.1000 miles

Start: 14:34 Flag 14:54 End: 14:56

Clerk Of Course : Julian Floyd

Timekeeper : Nick Palmer

HSCC Historic Formula Junior Rear Engine

RACE 5 - STATISTICS

CLASS : E2

1 Starters

Fastest Lap History

NO	NAME	LAP TIME	TIME OF DAY	LAP	VEHICLE
117	David KENT	1:55.173	14:36:10.273	1	Lynx Mk3 Lowline
117	David KENT	1:47.403	14:37:57.676	2	Lynx Mk3 Lowline
117	David KENT	1:45.577	14:39:43.252	3	Lynx Mk3 Lowline
117	David KENT	1:44.856	14:41:28.108	4	Lynx Mk3 Lowline

Leader History

NO	NAME	FROM LAP	LAPS LED	DISTANCE	VEHICLE
117	David KENT	1	12	25.20 miles	Lynx Mk3 Lowline

Weather / Track : Cloudy / Dry

These results are provisional until the conclusion of any judicial and technical matters.

Anglesey International GP
Circuit Length = 2.1000 miles
Start: 14:34 Flag 14:54 End: 14:56

Clerk Of Course : Julian Floyd

Timekeeper : Nick Palmer

Sheet No:

Issue Time:



HSCC Historic Formula Junior Rear Engine RACE 15 - GRID (20 minutes) - AMENDED

ROW 9		2:06.161 17 31 Peter EDBROOKE
ROW 8	1:55.673 16 95 Bill HEMMING	1:53.828 15 49 Martin MCHUGH
ROW 7	1:51.746 14 97 Hans CIERS	1:51.191 13 30 Trevor GRIFFITHS
ROW 6	1:51.068 12 65 Richard FERRIS	1:45.908 11 173 Tom ANTISS
ROW 5	1:45.148 10 117 David KENT	1:44.480 9 57 John SYKES
ROW 4	1:44.111 8 88 Kim SHEARN	1:43.970 7 83 Jonathan FYDA
ROW 3	1:43.905 6 85 John CHISHOLM	1:43.762 5 150 David WATKINS
ROW 2	1:43.759 4 72 Martin BULLOCK	1:43.171 3 70 John FYDA
ROW 1	1:42.877 2 55 Chris DRAKE	1:41.228 1 91 Richard WILSON
Pole		

Anglesey International GP
Circuit Length = 2.1000 miles

These results are provisional until the conclusion of any judicial and technical matters.

Clerk Of Course : Julian Floyd

Steward :

Timekeeper : Nick Palmer

Sheet No:

Issue Time:



HSCC Historic Formula Junior Rear Engine

RACE 15 - CLASSIFICATION

POS	NO	CL	PIC	NAME	ENTRY	LAPS	TIME	GAP	DIFF	MPH	BEST	ON
1	91	E1	1	Richard WILSON	Brabham BT6	12	20:35.483			73.42	1:41.663	8
2	70	E1	2	John FYDA	Brabham BT6	12	20:51.374	15.891	15.891	72.49	1:42.920	3
3	72	D2	1	Martin BULLOCK	Wren FJ1	12	20:52.963	17.480	1.589	72.40	1:42.740	12
4	57	E1	3	John SYKES	Merlyn Mk5/7	12	21:02.096	26.613	9.133	71.88	1:43.814	6
5	55	D2	2	Chris DRAKE	Elva 300	12	21:05.446	29.963	3.350	71.69	1:44.070	6
6	150	D2	3	David WATKINS	Elfin FJ	12	21:05.901	30.418	0.455	71.66	1:43.728	6
7	173	E1	4	Tom ANSTISS	Lotus 20/22	12	21:09.779	34.296	3.878	71.44	1:44.187	11
8	117	E2	1	David KENT	Lynx Mk3 Lowline	12	21:12.336	36.853	2.557	71.30	1:44.222	11
9	65*	E1	5	Richard FERRIS	Donford FJ	12	22:06.259	1:30.776	53.923	68.40	1:46.523	7
10	30	C2	1	Trevor GRIFFITHS	Emeryson FJ	12	22:09.988	1:34.505	3.729	68.21	1:49.101	7
11	97	D2	4	Hans CIERS	Lotus 20	12	22:16.092	1:40.609	6.104	67.89	1:48.264	10
12	49	D2	5	Martin MCHUGH	North Star Mk1	11	20:58.368	1 Lap	1 Lap	66.08	1:51.865	10
13	95	D2	6	Bill HEMMING	Tojeiro	11	20:59.532	1 Lap	1.164	66.02	1:52.143	10
14	31	C1	1	Peter EDBROOKE	Lotus 18	10	20:37.554	2 Laps	1 Lap	61.08	1:59.948	8

NOT CLASSIFIED

DNF	88	E1		Kim SHEARN	Lotus 20/22	6	10:35.105	6 Laps	4 Laps	71.42	1:43.601	6
DNF	85	D2		John CHISHOLM	Gemini Mk3A	5	8:54.302	7 Laps	1 Lap	70.74	1:44.371	4

FASTEST LAP

	91	E1		Richard WILSON	Brabham BT6	8	1:41.663			74.36 mph	119.67 kph	
	72	D2		Martin BULLOCK	Wren FJ1	12	1:42.740			73.58 mph	118.42 kph	
	117	E2		David KENT	Lynx Mk3 Lowline	11	1:44.222			72.53 mph	116.73 kph	
	30	C2		Trevor GRIFFITHS	Emeryson FJ	7	1:49.101			69.29 mph	111.51 kph	
	31	C1		Peter EDBROOKE	Lotus 18	8	1:59.948			63.02 mph	101.43 kph	

*Car 65 requires a working transponder - Regulation Q12.2.1 refers.

Weather / Track : Cloudy / Dry

These results are provisional until the conclusion of any judicial and technical matters.

Anglesey International GP

Circuit Length = 2.1000 miles

Start: 13:35 Flag 13:55 End: 13:57

Clerk Of Course : Julian Floyd

Steward :

Timekeeper : Nick Palmer

HSCC Historic Formula Junior Rear Engine

RACE 15 - LAP CHART

LAP 1 @ 13:36:51.329			LAP 2 @ 13:38:34.963			LAP 3 @ 13:40:17.484			LAP 4 @ 13:41:59.863			LAP 5 @ 13:43:42.323		
NO	BEHIND	LAP TIME	NO	BEHIND	LAP TIME	NO	BEHIND	LAP TIME	NO	BEHIND	LAP TIME	NO	BEHIND	LAP TIME
72		1:47.828	91		1:43.103	91		1:42.521	91		1:42.379	91		1:42.460
91	0.531	1:48.359	72	0.351	1:43.985	70	1.497	1:42.920	70	2.343	1:43.225	70	3.102	1:43.219
70	1.245	1:49.073	70	1.098	1:43.487	72	2.808	1:44.978	72	4.003	1:43.574	72	4.675	1:43.132
55	2.659	1:50.487	55	4.137	1:45.112	55	6.150	1:44.534	55	8.816	1:45.045	55	11.072	1:44.716
150	3.658	1:51.486	150	5.349	1:45.325	150	7.397	1:44.569	150	9.246	1:44.228	150	12.141	1:45.355
85	4.136	1:51.964	88	7.212	1:46.197	88	8.660	1:43.969	88	9.889	1:43.608	88	12.682	1:45.253
88	4.649	1:52.477	85	7.709	1:47.207	85	10.382	1:45.194	85	12.374	1:44.371	57	14.367	1:43.950
57	5.047	1:52.875	57	8.108	1:46.695	57	10.872	1:45.285	57	12.877	1:44.384	85	15.480	1:45.566
117	6.503	1:54.331	117	8.891	1:46.022	117	12.028	1:45.658	117	14.726	1:45.077	117	17.173	1:44.907
173	6.782	1:54.610	173	9.327	1:46.179	173	12.714	1:45.908	173	15.406	1:45.071	173	17.540	1:44.594
30	11.849	1:59.677	30	20.387	1:52.172	30	28.593	1:50.727	30	36.344	1:50.130	30	43.419	1:49.535
95	14.194	2:02.022	95	24.755	1:54.195	65	34.625	1:50.776	65	40.594	1:48.348	65	46.172	1:48.038
49	14.495	2:02.323	97	25.230	1:53.879	95	36.974	1:54.740	97	46.202	1:51.201	97	54.135	1:50.393
97	14.985	2:02.813	49	25.860	1:54.999	97	37.380	1:54.671	95	49.073	1:54.478	95	1:00.348	1:53.735
65	16.480	2:04.308	65	26.370	1:53.524	49	37.930	1:54.591	49	49.547	1:53.996	49	1:00.703	1:53.616
31	19.432	2:07.260	31	36.399	2:00.601	31	54.946	2:01.068	31	1:14.727	2:02.160	31	1:35.377	2:03.110

Weather / Track : Cloudy / Dry

Anglesey International GP
 Circuit Length = 2.1000 miles
 Start: 13:35 Flag 13:55 End: 13:57

HSCC Historic Formula Junior Rear Engine

RACE 15 - LAP CHART

LAP 6 @ 13:45:24.247			LAP 7 @ 13:47:06.486			LAP 8 @ 13:48:48.149			LAP 9 @ 13:50:30.145			LAP 10 @ 13:52:12.887		
NO	BEHIND	LAP TIME	NO	BEHIND	LAP TIME	NO	BEHIND	LAP TIME	NO	BEHIND	LAP TIME	NO	BEHIND	LAP TIME
91		1:41.924	91		1:42.239	91		1:41.663	91		1:41.996	91		1:42.742
70	5.458	1:44.280	70	7.521	1:44.302	70	9.880	1:44.022	70	11.600	1:43.716	49	1 Lap	1:53.072
72	6.405	1:43.654	72	9.769	1:45.603	72	12.145	1:44.039	72	17.170	1:47.021	95	1 Lap	1:52.778
55	13.218	1:44.070	55	16.135	1:45.156	55	18.579	1:44.107	55	21.238	1:44.655	70	12.979	1:44.121
150	13.945	1:43.728	150	17.758	1:46.052	150	20.021	1:43.926	150	22.730	1:44.705	72	17.593	1:43.165
88	14.359	1:43.601	57	18.062	1:44.044	57	20.309	1:43.910	57	22.977	1:44.664	57	24.198	1:43.963
57	16.257	1:43.814	31	1 Lap	2:10.234	173	27.650	1:45.150	173	30.038	1:44.384	55	25.669	1:47.173
117	19.980	1:44.731	117	22.874	1:45.133	117	28.911	1:47.700	117	31.967	1:45.052	150	26.219	1:46.231
173	21.132	1:45.516	173	24.163	1:45.270	31	1 Lap	2:04.082	31	1 Lap	1:59.948	173	31.674	1:44.378
30	50.709	1:49.214	65	56.362	1:46.523	30	1:06.699	1:50.791	30	1:14.353	1:49.650	117	34.201	1:44.976
65	52.078	1:47.830	30	57.571	1:49.101	65	1:11.793	1:57.094	65	1:16.915	1:47.118	31	1 Lap	2:01.585
97	1:01.382	1:49.171	97	1:08.828	1:49.685	97	1:16.408	1:49.243	97	1:23.942	1:49.530	65	1:20.719	1:46.546
49	1:13.654	1:54.875	49	1:23.302	1:51.887	49	1:33.990	1:52.351				30	1:21.074	1:49.463
95	1:14.225	1:55.801	95	1:24.374	1:52.388	95	1:35.470	1:52.759				97	1:29.464	1:48.264

Weather / Track : Cloudy / Dry

Anglesey International GP
 Circuit Length = 2.1000 miles
 Start: 13:35 Flag 13:55 End: 13:57

HSCC Historic Formula Junior Rear Engine

RACE 15 - LAP CHART

LAP 11 @ 13:53:56.021			LAP 12 @ 13:55:38.984		
NO	BEHIND	LAP TIME	NO	BEHIND	LAP TIME
91		1:43.134	91		1:42.963
49	1 Lap	1:51.865	31	2 Laps	2:07.506
95	1 Lap	1:52.143	70	15.891	1:44.959
70	13.895	1:44.050	72	17.480	1:42.740
72	17.703	1:43.244	49	1 Lap	1:54.793
57	24.923	1:43.859	95	1 Lap	1:54.493
55	27.579	1:45.044	57	26.613	1:44.653
150	28.038	1:44.953	55	29.963	1:45.347
173	32.727	1:44.187	150	30.418	1:45.343
117	35.289	1:44.222	173	34.296	1:44.532
65	1:25.482	1:47.897	117	36.853	1:44.527
30	1:27.829	1:49.889	65	1:30.776	1:48.257
97	1:34.921	1:48.591	30	1:34.505	1:49.639
			97	1:40.609	1:48.651

Weather / Track : Cloudy / Dry

Results can be found at www.tsl-timing.com

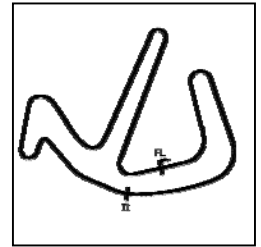
Page 3 of 3

Anglesey International GP
Circuit Length = 2.1000 miles
Start: 13:35 Flag 13:55 End: 13:57

Printed - 13:59 Sunday, 14 July 2019

HSCC Historic Formula Junior Rear Engine

RACE 15 - SECTOR ANALYSIS



SECTOR 1 = FL to I1, SECTOR 2 = I1 to FL, DIFF = Difference To Personal Best Lap, P = Crossed Finish Line in Pit Lane, D = Time Disallowed

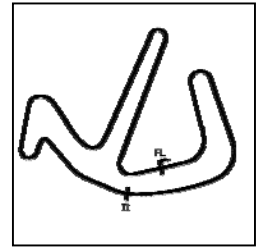
P1		91 E1		Richard WILSON		Brabham BT6		
IDEAL LAP TIME : 1:41.518		BEST LAP TIME : 1:41.663		DIFFERENCE : 0.145				
LAP	SECTOR 1		SECTOR 2		LAP TIME	MPH	DIFF	TIME OF DAY
1 -		111.1	1:07.886	76.1	1:48.359	69.76	6.696	13:36:51.860
2 -	35.124	113.1	1:07.979	76.5	1:43.103	73.32	1.440	13:38:34.963
3 -	35.043	114.1	1:07.478	76.9	1:42.521	73.74	0.858	13:40:17.484
4 -	34.950	114.1	1:07.429	76.6	1:42.379	73.84	0.716	13:41:59.863
5 -	34.883	113.7	1:07.577	76.8	1:42.460	73.78	0.797	13:43:42.323
6 -	34.864	111.8	1:07.060	76.7	1:41.924 (2)	74.17	0.261	13:45:24.247
7 -	34.679	115.3	1:07.560	77.5	1:42.239	73.94	0.576	13:47:06.486
8 -	34.458	115.1	1:07.205	77.2	1:41.663 (1)	74.36		13:48:48.149
9 -	34.742	115.1	1:07.254	77.5	1:41.996 (3)	74.12	0.333	13:50:30.145
10 -	34.772	112.5	1:07.970	77.6	1:42.742	73.58	1.079	13:52:12.887
11 -	34.547	115.7	1:08.587	76.4	1:43.134	73.30	1.471	13:53:56.021
12 -	34.935	114.5	1:08.028	77.2	1:42.963	73.42	1.300	13:55:38.984

P2		70 E1		John FYDA		Brabham BT6		
IDEAL LAP TIME : 1:42.708		BEST LAP TIME : 1:42.920		DIFFERENCE : 0.212				
LAP	SECTOR 1		SECTOR 2		LAP TIME	MPH	DIFF	TIME OF DAY
1 -		114.1	1:08.096	77.0	1:49.073	69.31	6.153	13:36:52.574
2 -	34.813	116.1	1:08.674	76.2	1:43.487	73.05	0.567	13:38:36.061
3 -	34.755	112.5	1:08.165	77.2	1:42.920 (1)	73.45		13:40:18.981
4 -	34.612	115.7	1:08.613	74.8	1:43.225 (3)	73.23	0.305	13:42:02.206
5 -	34.729	116.1	1:08.490	72.9	1:43.219 (2)	73.24	0.299	13:43:45.425
6 -	34.965	116.1	1:09.315	75.1	1:44.280	72.49	1.360	13:45:29.705
7 -	35.276	113.1	1:09.026	76.5	1:44.302	72.48	1.382	13:47:14.007
8 -	35.120	111.2	1:08.902	75.3	1:44.022	72.67	1.102	13:48:58.029
9 -	35.088	115.3	1:08.628	74.7	1:43.716	72.89	0.796	13:50:41.745
10 -	35.068	114.7	1:09.053	75.4	1:44.121	72.60	1.201	13:52:25.866
11 -	35.562	113.7	1:08.488	72.3	1:44.050	72.65	1.130	13:54:09.916
12 -	35.466	115.7	1:09.493	76.2	1:44.959	72.02	2.039	13:55:54.875

P3		72 D2		Martin BULLOCK		Wren FJ1		
IDEAL LAP TIME : 1:42.693		BEST LAP TIME : 1:42.740		DIFFERENCE : 0.047				
LAP	SECTOR 1		SECTOR 2		LAP TIME	MPH	DIFF	TIME OF DAY
1 -		112.9	1:08.469	75.1	1:47.828	70.11	5.088	13:36:51.329
2 -	35.497	114.5	1:08.488	75.5	1:43.985	72.70	1.245	13:38:35.314
3 -	35.675	108.2	1:09.303	76.1	1:44.978	72.01	2.238	13:40:20.292
4 -	35.152	115.5	1:08.422	73.9	1:43.574	72.99	0.834	13:42:03.866
5 -	35.191	115.7	1:07.941	75.4	1:43.132 (2)	73.30	0.392	13:43:46.998
6 -	35.495	113.7	1:08.159	76.7	1:43.654	72.93	0.914	13:45:30.652
7 -	35.672	112.0	1:09.931	76.0	1:45.603	71.58	2.863	13:47:16.255
8 -	35.311	114.3	1:08.728	75.5	1:44.039	72.66	1.299	13:49:00.294
9 -	35.140	115.3	1:11.881	73.7	1:47.021	70.64	4.281	13:50:47.315
10 -	34.916	114.5	1:08.249	76.3	1:43.165 (3)	73.28	0.425	13:52:30.480
11 -	35.221	112.5	1:08.023	75.1	1:43.244	73.22	0.504	13:54:13.724
12 -	34.963	112.4	1:07.777	75.8	1:42.740 (1)	73.58		13:55:56.464

HSCC Historic Formula Junior Rear Engine

RACE 15 - SECTOR ANALYSIS



SECTOR 1 = FL to I1, SECTOR 2 = I1 to FL, DIFF = Difference To Personal Best Lap, P = Crossed Finish Line in Pit Lane, D = Time Disallowed

P4		57 E1		John SYKES		Merlyn Mk5/7		
IDEAL LAP TIME : 1:43.268		BEST LAP TIME : 1:43.814		DIFFERENCE : 0.546				
LAP	SECTOR 1		SECTOR 2		LAP TIME	MPH	DIFF	TIME OF DAY
1 -		101.2	1:10.245	76.4	1:52.875	66.97	9.061	13:36:56.376
2 -	36.213	107.0	1:10.482	74.1	1:46.695	70.85	2.881	13:38:43.071
3 -	35.849	108.9	1:09.436	75.7	1:45.285	71.80	1.471	13:40:28.356
4 -	35.466	111.4	1:08.918	72.9	1:44.384	72.42	0.570	13:42:12.740
5 -	35.370	111.1	1:08.580	75.4	1:43.950	72.72	0.136	13:43:56.690
6 -	35.431	110.1	1:08.383	74.7	1:43.814 (1)	72.82		13:45:40.504
7 -	35.028	112.4	1:09.016	75.5	1:44.044	72.66	0.230	13:47:24.548
8 -	35.246	111.4	1:08.664	75.3	1:43.910 (3)	72.75	0.096	13:49:08.458
9 -	35.589	93.0	1:09.075	75.9	1:44.664	72.23	0.850	13:50:53.122
10 -	35.723	108.0	1:08.240	75.3	1:43.963	72.71	0.149	13:52:37.085
11 -	35.406	112.9	1:08.453	73.5	1:43.859 (2)	72.79	0.045	13:54:20.944
12 -	35.580	112.0	1:09.073	75.4	1:44.653	72.23	0.839	13:56:05.597

P5		55 D2		Chris DRAKE		Elva 300		
IDEAL LAP TIME : 1:44.038		BEST LAP TIME : 1:44.070		DIFFERENCE : 0.032				
LAP	SECTOR 1		SECTOR 2		LAP TIME	MPH	DIFF	TIME OF DAY
1 -		112.2	1:09.602	74.5	1:50.487	68.42	6.417	13:36:53.988
2 -	35.903	106.0	1:09.209	73.9	1:45.112	71.92	1.042	13:38:39.100
3 -	36.133	112.0	1:08.401	74.8	1:44.534 (3)	72.32	0.464	13:40:23.634
4 -	36.254	112.4	1:08.791	75.4	1:45.045	71.96	0.975	13:42:08.679
5 -	36.065	112.5	1:08.651	74.8	1:44.716	72.19	0.646	13:43:53.395
6 -	35.637	112.9	1:08.433	74.8	1:44.070 (1)	72.64		13:45:37.465
7 -	36.032	111.6	1:09.124	75.2	1:45.156	71.89	1.086	13:47:22.621
8 -	35.673	112.7	1:08.434	75.1	1:44.107 (2)	72.61	0.037	13:49:06.728
9 -	36.109	112.7	1:08.546	75.4	1:44.655	72.23	0.585	13:50:51.383
10 -	37.575	102.6	1:09.598	74.2	1:47.173	70.54	3.103	13:52:38.556
11 -	36.035	111.6	1:09.009	76.0	1:45.044	71.96	0.974	13:54:23.600
12 -	36.133	114.7	1:09.214	74.8	1:45.347	71.76	1.277	13:56:08.947

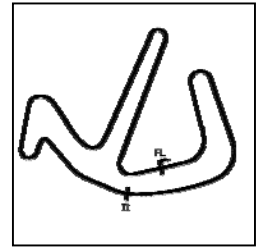
P6		150 D2		David WATKINS		Elfin FJ		
IDEAL LAP TIME : 1:43.458		BEST LAP TIME : 1:43.728		DIFFERENCE : 0.270				
LAP	SECTOR 1		SECTOR 2		LAP TIME	MPH	DIFF	TIME OF DAY
1 -		110.0	1:09.313	72.0	1:51.486	67.81	7.758	13:36:54.987
2 -	35.625	112.0	1:09.700	71.6	1:45.325	71.77	1.597	13:38:40.312
3 -	35.548	111.4	1:09.021	71.3	1:44.569	72.29	0.841	13:40:24.881
4 -	35.547	113.1	1:08.681	74.4	1:44.228 (3)	72.53	0.500	13:42:09.109
5 -	35.845	112.9	1:09.510	72.0	1:45.355	71.75	1.627	13:43:54.464
6 -	35.614	113.5	1:08.114	73.1	1:43.728 (1)	72.88		13:45:38.192
7 -	36.318	103.0	1:09.734	72.2	1:46.052	71.28	2.324	13:47:24.244
8 -	35.385	113.3	1:08.541	72.6	1:43.926 (2)	72.74	0.198	13:49:08.170
9 -	35.344	114.1	1:09.361	73.2	1:44.705	72.20	0.977	13:50:52.875
10 -	36.928	107.7	1:09.303	73.1	1:46.231	71.16	2.503	13:52:39.106
11 -	35.721	112.9	1:09.232	74.0	1:44.953	72.03	1.225	13:54:24.059
12 -	35.433	113.9	1:09.910	74.0	1:45.343	71.76	1.615	13:56:09.402

Weather / Track : Cloudy / Dry

Anglesey International GP
Circuit Length = 2.1000 miles
Start: 13:35 Flag 13:55 End: 13:57

HSCC Historic Formula Junior Rear Engine

RACE 15 - SECTOR ANALYSIS



SECTOR 1 = FL to I1, SECTOR 2 = I1 to FL, DIFF = Difference To Personal Best Lap, P = Crossed Finish Line in Pit Lane, D = Time Disallowed

P7 173 E1		Tom ANSTISS			Lotus 20/22			
IDEAL LAP TIME : 1:43.905		BEST LAP TIME : 1:44.187			DIFFERENCE : 0.282			
LAP	SECTOR 1		SECTOR 2		LAP TIME	MPH	DIFF	TIME OF DAY
1 -		104.0	1:11.187	73.3	1:54.610	65.96	10.423	13:36:58.111
2 -	36.349	108.5	1:09.830	74.1	1:46.179	71.20	1.992	13:38:44.290
3 -	36.133	110.1	1:09.775	73.5	1:45.908	71.38	1.721	13:40:30.198
4 -	36.101	108.7	1:08.970	73.6	1:45.071	71.95	0.884	13:42:15.269
5 -	35.512	109.6	1:09.082	73.0	1:44.594	72.27	0.407	13:43:59.863
6 -	35.900	110.5	1:09.616	71.9	1:45.516	71.64	1.329	13:45:45.379
7 -	35.876	109.8	1:09.394	71.9	1:45.270	71.81	1.083	13:47:30.649
8 -	35.944	109.2	1:09.206	69.3	1:45.150	71.89	0.963	13:49:15.799
9 -	35.624	108.7	1:08.760	71.8	1:44.384 (3)	72.42	0.197	13:51:00.183
10 -	35.792	108.5	1:08.586	72.3	1:44.378 (2)	72.42	0.191	13:52:44.561
11 -	35.359	108.9	1:08.828	72.3	1:44.187 (1)	72.56		13:54:28.748
12 -	35.986	108.0	1:08.546	71.7	1:44.532	72.32	0.345	13:56:13.280

P8 117 E2		David KENT			Lynx Mk3 Lowline			
IDEAL LAP TIME : 1:44.139		BEST LAP TIME : 1:44.222			DIFFERENCE : 0.083			
LAP	SECTOR 1		SECTOR 2		LAP TIME	MPH	DIFF	TIME OF DAY
1 -		105.0	1:11.021	70.1	1:54.331	66.12	10.109	13:36:57.832
2 -	36.091	110.7	1:09.931	73.9	1:46.022	71.30	1.800	13:38:43.854
3 -	36.046	110.0	1:09.612	74.4	1:45.658	71.55	1.436	13:40:29.512
4 -	36.058	108.2	1:09.019	73.4	1:45.077	71.94	0.855	13:42:14.589
5 -	35.760	110.5	1:09.147	73.2	1:44.907	72.06	0.685	13:43:59.496
6 -	35.830	109.8	1:08.901	73.5	1:44.731 (3)	72.18	0.509	13:45:44.227
7 -	35.734	109.8	1:09.399	73.8	1:45.133	71.90	0.911	13:47:29.360
8 -	36.277	109.8	1:11.423	73.0	1:47.700	70.19	3.478	13:49:17.060
9 -	35.778	110.0	1:09.274	74.5	1:45.052	71.96	0.830	13:51:02.112
10 -	35.549	111.8	1:09.427	74.8	1:44.976	72.01	0.754	13:52:47.088
11 -	35.332	112.4	1:08.890	74.8	1:44.222 (1)	72.53		13:54:31.310
12 -	35.720	111.2	1:08.807	73.8	1:44.527 (2)	72.32	0.305	13:56:15.837

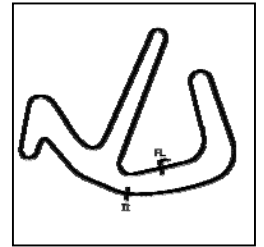
P9 65 E1		Richard FERRIS			Donford FJ			
IDEAL LAP TIME :		BEST LAP TIME : 1:46.523			DIFFERENCE :			
LAP	SECTOR 1		SECTOR 2		LAP TIME	MPH	DIFF	TIME OF DAY
1 -					2:04.308	60.81	17.785	13:37:07.809
2 -					1:53.524	66.59	7.001	13:39:01.333
3 -					1:50.776	68.24	4.253	13:40:52.109
4 -					1:48.348	69.77	1.825	13:42:40.457
5 -					1:48.038	69.97	1.515	13:44:28.495
6 -					1:47.830	70.11	1.307	13:46:16.325
7 -					1:46.523 (1)	70.97		13:48:02.848
8 -					1:57.094	64.56	10.571	13:49:59.942
9 -					1:47.118 (3)	70.57	0.595	13:51:47.060
10 -					1:46.546 (2)	70.95	0.023	13:53:33.606
11 -					1:47.897	70.06	1.374	13:55:21.503
12 -					1:48.257	69.83	1.734	13:57:09.760

Weather / Track : Cloudy / Dry

Anglesey International GP
 Circuit Length = 2.1000 miles
 Start: 13:35 Flag 13:55 End: 13:57

HSCC Historic Formula Junior Rear Engine

RACE 15 - SECTOR ANALYSIS



SECTOR 1 = FL to I1, SECTOR 2 = I1 to FL, DIFF = Difference To Personal Best Lap, P = Crossed Finish Line in Pit Lane, D = Time Disallowed

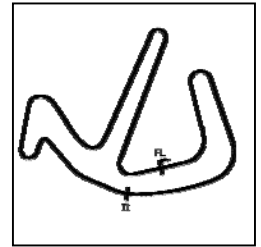
P10 30 C2		Trevor GRIFFITHS			Emeryson FJ			
IDEAL LAP TIME : 1:48.802		BEST LAP TIME : 1:49.101			DIFFERENCE : 0.299			
LAP	SECTOR 1	SECTOR 2		LAP TIME	MPH	DIFF	TIME OF DAY	
1 -		100.1	1:15.001	65.1	1:59.677	63.16	10.576	13:37:03.178
2 -	37.763	102.1	1:14.409	64.4	1:52.172	67.39	3.071	13:38:55.350
3 -	37.474	102.6	1:13.253	64.8	1:50.727	68.27	1.626	13:40:46.077
4 -	37.312	103.0	1:12.818	67.4	1:50.130	68.64	1.029	13:42:36.207
5 -	37.072	103.7	1:12.463	66.6	1:49.535	69.01	0.434	13:44:25.742
6 -	37.279	102.9	1:11.935	66.0	1:49.214 (2)	69.22	0.113	13:46:14.956
7 -	37.037	103.4	1:12.064	68.2	1:49.101 (1)	69.29		13:48:04.057
8 -	37.263	104.2	1:13.528	67.8	1:50.791	68.23	1.690	13:49:54.848
9 -	37.303	103.8	1:12.347	65.7	1:49.650	68.94	0.549	13:51:44.498
10 -	36.867	101.3	1:12.596	67.0	1:49.463 (3)	69.06	0.362	13:53:33.961
11 -	37.489	104.3	1:12.400	69.0	1:49.889	68.79	0.788	13:55:23.850
12 -	36.949	104.2	1:12.690	70.5	1:49.639	68.95	0.538	13:57:13.489

P11 97 D2		Hans CIERS			Lotus 20			
IDEAL LAP TIME : 1:47.688		BEST LAP TIME : 1:48.264			DIFFERENCE : 0.576			
LAP	SECTOR 1	SECTOR 2		LAP TIME	MPH	DIFF	TIME OF DAY	
1 -		89.9	1:15.745	71.1	2:02.813	61.55	14.549	13:37:06.314
2 -	39.335	91.6	1:14.544	72.9	1:53.879	66.38	5.615	13:39:00.193
3 -	39.102	91.6	1:15.569	71.5	1:54.671	65.92	6.407	13:40:54.864
4 -	38.943	90.8	1:12.258	70.8	1:51.201	67.98	2.937	13:42:46.065
5 -	37.806	97.3	1:12.587	71.6	1:50.393	68.48	2.129	13:44:36.458
6 -	37.497	103.2	1:11.674	71.3	1:49.171	69.24	0.907	13:46:25.629
7 -	37.919	97.9	1:11.766	72.0	1:49.685	68.92	1.421	13:48:15.314
8 -	37.597	96.1	1:11.646	71.2	1:49.243	69.20	0.979	13:50:04.557
9 -	37.516	96.8	1:12.014	71.8	1:49.530	69.02	1.266	13:51:54.087
10 -	37.672	99.1	1:10.592	73.1	1:48.264 (1)	69.82		13:53:42.351
11 -	37.174	99.2	1:11.417	72.8	1:48.591 (2)	69.61	0.327	13:55:30.942
12 -	37.096	100.1	1:11.555	72.5	1:48.651 (3)	69.58	0.387	13:57:19.593

P12 49 D2		Martin MCHUGH			North Star Mk1			
IDEAL LAP TIME : 1:51.843		BEST LAP TIME : 1:51.865			DIFFERENCE : 0.022			
LAP	SECTOR 1	SECTOR 2		LAP TIME	MPH	DIFF	TIME OF DAY	
1 -		96.0	1:16.585	69.2	2:02.323	61.80	10.458	13:37:05.824
2 -	39.480	94.5	1:15.519	68.3	1:54.999	65.73	3.134	13:39:00.823
3 -	39.234	93.5	1:15.357	69.6	1:54.591	65.97	2.726	13:40:55.414
4 -	39.105	96.0	1:14.891	69.4	1:53.996	66.31	2.131	13:42:49.410
5 -	38.729	92.1	1:14.887	68.6	1:53.616	66.53	1.751	13:44:43.026
6 -	39.333	98.9	1:15.542	68.5	1:54.875	65.81	3.010	13:46:37.901
7 -	38.103	99.7	1:13.784	69.1	1:51.887 (2)	67.56	0.022	13:48:29.788
8 -	38.382	101.0	1:13.969	69.1	1:52.351 (3)	67.28	0.486	13:50:22.139
9 -	38.190	99.5	1:14.882	69.5	1:53.072	66.86	1.207	13:52:15.211
10 -	38.125	100.0	1:13.740	69.4	1:51.865 (1)	67.58		13:54:07.076
11 -	38.840	93.4	1:15.953	67.5	1:54.793	65.85	2.928	13:56:01.869

HSCC Historic Formula Junior Rear Engine

RACE 15 - SECTOR ANALYSIS



SECTOR 1 = FL to I1, SECTOR 2 = I1 to FL, DIFF = Difference To Personal Best Lap, P = Crossed Finish Line in Pit Lane, D = Time Disallowed

P13 95 D2		Bill HEMMING			Tojeiro			
IDEAL LAP TIME : 1:51.999		BEST LAP TIME : 1:52.143			DIFFERENCE : 0.144			
LAP	SECTOR 1		SECTOR 2		LAP TIME	MPH	DIFF	TIME OF DAY
1 -		98.1	1:15.420	69.3	2:02.022	61.95	9.879	13:37:05.523
2 -	39.523	98.1	1:14.672	70.0	1:54.195	66.20	2.052	13:38:59.718
3 -	39.371	95.5	1:15.369	69.8	1:54.740	65.88	2.597	13:40:54.458
4 -	39.560	89.4	1:14.918	69.6	1:54.478	66.03	2.335	13:42:48.936
5 -	39.001	94.3	1:14.734	68.7	1:53.735	66.47	1.592	13:44:42.671
6 -	39.766	99.1	1:16.035	68.8	1:55.801	65.28	3.658	13:46:38.472
7 -	38.721	100.9	1:13.667	69.1	1:52.388 (2)	67.26	0.245	13:48:30.860
8 -	39.338	100.4	1:13.421	68.9	1:52.759 (3)	67.04	0.616	13:50:23.619
9 -	38.578	102.4	1:14.200	69.6	1:52.778	67.03	0.635	13:52:16.397
10 -	38.605	100.0	1:13.538	69.9	1:52.143 (1)	67.41		13:54:08.540
11 -	40.754	90.6	1:13.739	69.1	1:54.493	66.03	2.350	13:56:03.033

P14 31 C1		Peter EDBROOKE			Lotus 18			
IDEAL LAP TIME : 1:58.910		BEST LAP TIME : 1:59.948			DIFFERENCE : 1.038			
LAP	SECTOR 1		SECTOR 2		LAP TIME	MPH	DIFF	TIME OF DAY
1 -		92.0	1:18.192	67.4	2:07.260	59.40	7.312	13:37:10.761
2 -	41.403	93.3	1:19.198	65.6	2:00.601 (2)	62.68	0.653	13:39:11.362
3 -	41.281	93.5	1:19.787	67.0	2:01.068 (3)	62.44	1.120	13:41:12.430
4 -	41.489	92.1	1:20.671	66.0	2:02.160	61.88	2.212	13:43:14.590
5 -	41.617	82.8	1:21.493	65.1	2:03.110	61.40	3.162	13:45:17.700
6 -	42.453	86.1	1:27.781	64.2	2:10.234	58.04	10.286	13:47:27.934
7 -	43.734	88.0	1:20.348	66.1	2:04.082	60.92	4.134	13:49:32.016
8 -	40.938	94.3	1:19.010	66.3	1:59.948 (1)	63.02		13:51:31.964
9 -	40.718	92.9	1:20.867	61.7	2:01.585	62.17	1.637	13:53:33.549
10 -	42.708	92.1	1:24.798	64.9	2:07.506	59.29	7.558	13:55:41.055

P15 88 E1		Kim SHEARN			Lotus 20/22			
IDEAL LAP TIME : 1:43.128		BEST LAP TIME : 1:43.601			DIFFERENCE : 0.473			
LAP	SECTOR 1		SECTOR 2		LAP TIME	MPH	DIFF	TIME OF DAY
1 -		101.9	1:09.978	72.0	1:52.477	67.21	8.876	13:36:55.978
2 -	36.398	108.4	1:09.799	73.1	1:46.197	71.18	2.596	13:38:42.175
3 -	35.336	108.9	1:08.633	74.0	1:43.969 (3)	72.71	0.368	13:40:26.144
4 -	34.969	109.2	1:08.639	72.8	1:43.608 (2)	72.96	0.007	13:42:09.752
5 -	35.595	109.8	1:09.658	73.9	1:45.253	71.82	1.652	13:43:55.005
6 -	35.442	109.2	1:08.159	75.0	1:43.601 (1)	72.97		13:45:38.606

P16 85 D2		John CHISHOLM			Gemini Mk3A			
IDEAL LAP TIME : 1:44.325		BEST LAP TIME : 1:44.371			DIFFERENCE : 0.046			
LAP	SECTOR 1		SECTOR 2		LAP TIME	MPH	DIFF	TIME OF DAY
1 -		111.6	1:10.078	71.5	1:51.964	67.52	7.593	13:36:55.465
2 -	36.150	109.6	1:11.057	70.7	1:47.207	70.51	2.836	13:38:42.672
3 -	36.008	109.8	1:09.186	74.0	1:45.194 (2)	71.86	0.823	13:40:27.866
4 -	35.415	111.1	1:08.956	74.4	1:44.371 (1)	72.43		13:42:12.237
5 -	35.558	110.9	1:10.008	74.1	1:45.566 (3)	71.61	1.195	13:43:57.803

Weather / Track : Cloudy / Dry

Anglesey International GP
Circuit Length = 2.1000 miles
Start: 13:35 Flag 13:55 End: 13:57

HSCC Historic Formula Junior Rear Engine

RACE 15 - BEST SECTORS

SECTOR 1			SECTOR 2			IDEAL / BEST COMPARISON						
POS	NO	NAME	TIME	NO	NAME	TIME	POS	NO	NAME	IDEAL	BEST	DIFF
									PERFECT LAP	1:41.518		
1	91	WILSON	34.458	91	WILSON	1:07.060	1	91	WILSON	1:41.518	1:41.663	0.145
2	70	FYDA	34.612	72	BULLOCK	1:07.777	2	72	BULLOCK	1:42.693	1:42.740	0.047
3	72	BULLOCK	34.916	70	FYDA	1:08.096	3	70	FYDA	1:42.708	1:42.920	0.212
4	88	SHEARN	34.969	150	WATKINS	1:08.114	4	88	SHEARN	1:43.128	1:43.601	0.473
5	57	SYKES	35.028	88	SHEARN	1:08.159	5	57	SYKES	1:43.268	1:43.814	0.546
6	117	KENT	35.332	57	SYKES	1:08.240	6	150	WATKINS	1:43.458	1:43.728	0.270
7	150	WATKINS	35.344	55	DRAKE	1:08.401	7	173	ANSTISS	1:43.905	1:44.187	0.282
8	173	ANSTISS	35.359	173	ANSTISS	1:08.546	8	55	DRAKE	1:44.038	1:44.070	0.032
9	85	CHISHOLM	35.369	117	KENT	1:08.807	9	117	KENT	1:44.139	1:44.222	0.083
10	55	DRAKE	35.637	85	CHISHOLM	1:08.956	10	85	CHISHOLM	1:44.325	1:44.371	0.046
11	30	GRIFFITHS	36.867	97	CIERS	1:10.592	11	97	CIERS	1:47.688	1:48.264	0.576
12	97	CIERS	37.096	30	GRIFFITHS	1:11.935	12	30	GRIFFITHS	1:48.802	1:49.101	0.299
13	49	MCHUGH	38.103	95	HEMMING	1:13.421	13	49	MCHUGH	1:51.843	1:51.865	0.022
14	95	HEMMING	38.578	49	MCHUGH	1:13.740	14	95	HEMMING	1:51.999	1:52.143	0.144
15	31	EDBROOKE	40.718	31	EDBROOKE	1:18.192	15	31	EDBROOKE	1:58.910	1:59.948	1.038
16							16	65	FERRIS		1:46.523	

Weather / Track : Cloudy / Dry

Results can be found at www.tsl-timing.com

Anglesey International GP

Circuit Length = 2.1000 miles

Start: 13:35 Flag 13:55 End: 13:57

Printed - 14:00 Sunday, 14 July 2019

HSCC Historic Formula Junior Rear Engine

RACE 15 - BEST SPEEDS

POS	INTERMEDIATE 1			INTERMEDIATE 2			FINISH LINE		
	NO	NAME	MPH	NO	NAME	MPH	NO	NAME	MPH
1	70	FYDA	116.1				91	WILSON	77.6
2	91	WILSON	115.7				70	FYDA	77.2
3	72	BULLOCK	115.7				72	BULLOCK	76.7
4	55	DRAKE	114.7				57	SYKES	76.4
5	150	WATKINS	114.1				55	DRAKE	76.0
6	57	SYKES	112.9				88	SHEARN	75.0
7	117	KENT	112.4				117	KENT	74.8
8	85	CHISHOLM	112.0				85	CHISHOLM	74.4
9	173	ANSTISS	110.5				150	WATKINS	74.4
10	88	SHEARN	109.8				173	ANSTISS	74.1
11	30	GRIFFITHS	104.3				97	CIERS	73.1
12	97	CIERS	103.2				30	GRIFFITHS	70.5
13	95	HEMMING	102.4				95	HEMMING	70.0
14	49	MCHUGH	101.0				49	MCHUGH	69.6
15	31	EDBROOKE	94.3				31	EDBROOKE	67.4
16									

Weather / Track : Cloudy / Dry

Results can be found at www.tsl-timing.com

Anglesey International GP
Circuit Length = 2.1000 miles
Start: 13:35 Flag 13:55 End: 13:57

Printed - 14:00 Sunday, 14 July 2019

HSCC Historic Formula Junior Rear Engine

RACE 15 - STATISTICS

Competitors Started 16
Planned Start 2019-07-14 @ 13:25:00.000
Actual Start 2019-07-14 @ 13:35:03.500
Finish Time 2019-07-14 @ 13:55:38.750
Track Length 2.1000mi.
Total Laps 175
Total Distance Covered 367.5000mi.

Session Fastest Lap History

NO	CL	NAME	LAP TIME	TIME OF DAY	LAP	VEHICLE
72	D2	Martin BULLOCK	1:47.828	13:36:51.360	1	Wren FJ1
91	E1	Richard WILSON	1:43.103	13:38:34.988	2	Brabham BT6
91	E1	Richard WILSON	1:42.521	13:40:17.509	3	Brabham BT6
91	E1	Richard WILSON	1:42.379	13:41:59.889	4	Brabham BT6
91	E1	Richard WILSON	1:41.924	13:45:24.273	6	Brabham BT6
91	E1	Richard WILSON	1:41.663	13:48:48.175	8	Brabham BT6

Session Leader History

NO	CL	NAME	FROM LAP	LAPS LED	DISTANCE	VEHICLE
72	D2	Martin BULLOCK	1	1	2.10 miles	Wren FJ1
91	E1	Richard WILSON	2	11	23.10 miles	Brabham BT6

Flag History

TYPE	TIME OF DAY
GREEN	13:35:03.500
FINISH	13:55:38.750

Flag Statistics

TYPE	COUNT	TOTAL LAPS	TOTAL TIME
Green	1	12	22:22.130
Red	0	0	0.000
Safety Car	0	0	0.000
FCY	0	0	0.000

Weather / Track : Cloudy / Dry

These results are provisional until the conclusion of any judicial and technical matters.

Anglesey International GP
Circuit Length = 2.1000 miles
Start: 13:35 Flag 13:55 End: 13:57

Clerk Of Course : Julian Floyd	Timekeeper : Nick Palmer
--------------------------------	--------------------------

HSCC Historic Formula Junior Rear Engine

RACE 15 - STATISTICS

CLASS : C1

1 Starters

Fastest Lap History

NO	NAME	LAP TIME	TIME OF DAY	LAP	VEHICLE
31	Peter EDBROOKE	2:07.260	13:37:10.802	1	Lotus 18
31	Peter EDBROOKE	2:00.601	13:39:11.405	2	Lotus 18
31	Peter EDBROOKE	1:59.948	13:51:32.005	8	Lotus 18

Leader History

NO	NAME	FROM LAP	LAPS LED	DISTANCE	VEHICLE
31	Peter EDBROOKE	1	10	21.00 miles	Lotus 18

Weather / Track : Cloudy / Dry

These results are provisional until the conclusion of any judicial and technical matters.

Anglesey International GP

Circuit Length = 2.1000 miles

Start: 13:35 Flag 13:55 End: 13:57

Clerk Of Course : Julian Floyd

Timekeeper : Nick Palmer

HSCC Historic Formula Junior Rear Engine

RACE 15 - STATISTICS

CLASS : C2

1 Starters

Fastest Lap History

NO	NAME	LAP TIME	TIME OF DAY	LAP	VEHICLE
30	Trevor GRIFFITHS	1:59.677	13:37:03.218	1	Emeryson FJ
30	Trevor GRIFFITHS	1:52.172	13:38:55.389	2	Emeryson FJ
30	Trevor GRIFFITHS	1:50.727	13:40:46.117	3	Emeryson FJ
30	Trevor GRIFFITHS	1:50.130	13:42:36.246	4	Emeryson FJ
30	Trevor GRIFFITHS	1:49.535	13:44:25.784	5	Emeryson FJ
30	Trevor GRIFFITHS	1:49.214	13:46:14.994	6	Emeryson FJ
30	Trevor GRIFFITHS	1:49.101	13:48:04.100	7	Emeryson FJ

Leader History

NO	NAME	FROM LAP	LAPS LED	DISTANCE	VEHICLE
30	Trevor GRIFFITHS	1	12	25.20 miles	Emeryson FJ

Weather / Track : Cloudy / Dry

These results are provisional until the conclusion of any judicial and technical matters.

Anglesey International GP

Circuit Length = 2.1000 miles

Start: 13:35 Flag 13:55 End: 13:57

Clerk Of Course : Julian Floyd

Timekeeper : Nick Palmer

HSCC Historic Formula Junior Rear Engine

RACE 15 - STATISTICS

CLASS : D2

7 Starters

Fastest Lap History

NO	NAME	LAP TIME	TIME OF DAY	LAP	VEHICLE
72	Martin BULLOCK	1:47.828	13:36:51.360	1	Wren FJ1
72	Martin BULLOCK	1:43.985	13:38:35.345	2	Wren FJ1
72	Martin BULLOCK	1:43.574	13:42:03.899	4	Wren FJ1
72	Martin BULLOCK	1:43.132	13:43:47.030	5	Wren FJ1
72	Martin BULLOCK	1:42.740	13:55:56.495	12	Wren FJ1

Leader History

NO	NAME	FROM LAP	LAPS LED	DISTANCE	VEHICLE
72	Martin BULLOCK	1	12	25.20 miles	Wren FJ1

Weather / Track : Cloudy / Dry

These results are provisional until the conclusion of any judicial and technical matters.

Anglesey International GP

Circuit Length = 2.1000 miles

Start: 13:35 Flag 13:55 End: 13:57

Clerk Of Course : Julian Floyd

Timekeeper : Nick Palmer

HSCC Historic Formula Junior Rear Engine

RACE 15 - STATISTICS

CLASS : E1

6 Starters

Fastest Lap History

NO	NAME	LAP TIME	TIME OF DAY	LAP	VEHICLE
91	Richard WILSON	1:48.359	13:36:51.887	1	Brabham BT6
91	Richard WILSON	1:43.103	13:38:34.988	2	Brabham BT6
91	Richard WILSON	1:42.521	13:40:17.509	3	Brabham BT6
91	Richard WILSON	1:42.379	13:41:59.889	4	Brabham BT6
91	Richard WILSON	1:41.924	13:45:24.273	6	Brabham BT6
91	Richard WILSON	1:41.663	13:48:48.175	8	Brabham BT6

Leader History

NO	NAME	FROM LAP	LAPS LED	DISTANCE	VEHICLE
91	Richard WILSON	1	12	25.20 miles	Brabham BT6

Weather / Track : Cloudy / Dry

These results are provisional until the conclusion of any judicial and technical matters.

Anglesey International GP

Circuit Length = 2.1000 miles

Start: 13:35 Flag 13:55 End: 13:57

Clerk Of Course : Julian Floyd

Timekeeper : Nick Palmer

HSCC Historic Formula Junior Rear Engine

RACE 15 - STATISTICS

CLASS : E2

1 Starters

Fastest Lap History

NO	NAME	LAP TIME	TIME OF DAY	LAP	VEHICLE
117	David KENT	1:54.331	13:36:57.855	1	Lynx Mk3 Lowline
117	David KENT	1:46.022	13:38:43.875	2	Lynx Mk3 Lowline
117	David KENT	1:45.658	13:40:29.533	3	Lynx Mk3 Lowline
117	David KENT	1:45.077	13:42:14.611	4	Lynx Mk3 Lowline
117	David KENT	1:44.907	13:43:59.518	5	Lynx Mk3 Lowline
117	David KENT	1:44.731	13:45:44.249	6	Lynx Mk3 Lowline
117	David KENT	1:44.222	13:54:31.331	11	Lynx Mk3 Lowline

Leader History

NO	NAME	FROM LAP	LAPS LED	DISTANCE	VEHICLE
117	David KENT	1	12	25.20 miles	Lynx Mk3 Lowline

Weather / Track : Cloudy / Dry

These results are provisional until the conclusion of any judicial and technical matters.

Anglesey International GP

Circuit Length = 2.1000 miles

Start: 13:35 Flag 13:55 End: 13:57

Clerk Of Course : Julian Floyd

Timekeeper : Nick Palmer