



FJHRA / HSCC HISTORIC FORMULA JUNIOR

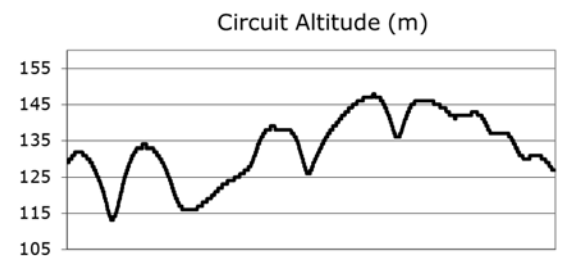
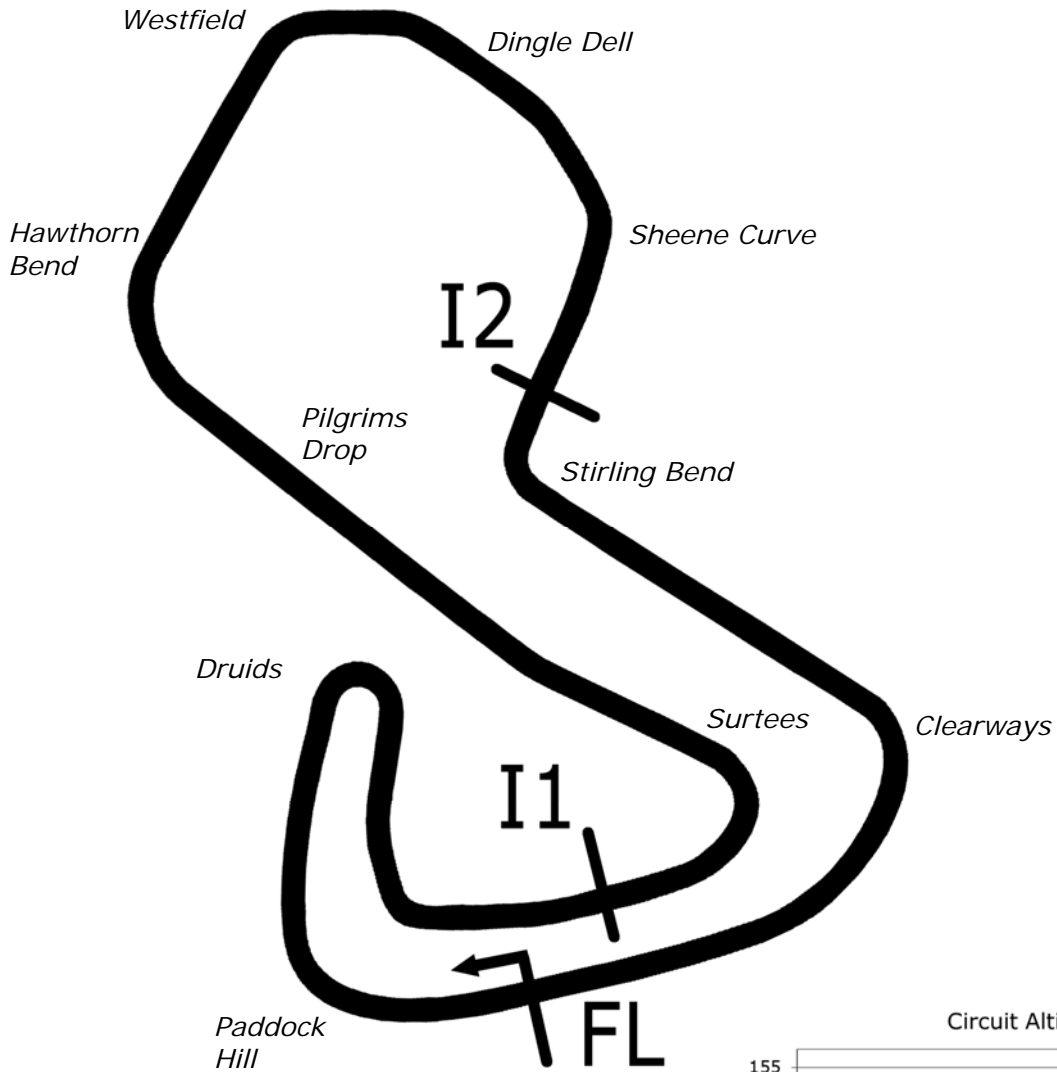
Brands Hatch GP Circuit

29th June 2019



Results Provided by Timing Solutions Ltd
www.tsl-timing.com

Brands Hatch GP



| | | | |
|---|--------------|------------|-----------|
| Length | 2.4332 miles | 3916.0 m | |
| FL | | 51.36032 N | 0.26032 E |
| I1 | 1116m | 51.35934 N | 0.25955 E |
| I2 | 2928m | 51.35532 N | 0.26250 E |
| Pit Entry | 3646m | 51.35911 N | 0.25743 E |
| Pit Exit | 26m after FL | 51.36027 N | 0.26078 E |
| Pit Entry-Pit Exit 277m, 16.6s @60kph, 12.4s @80kph | | | |

All results available at www.tsl-timing.com

Sheet No:



Legends of Brands Hatch Superprix

HSCC Historic Formula Junior

QUALIFYING - RACE 4 - CLASSIFICATION

| POS | NO | CL | PIC NAME | ENTRY | TIME | ON | LAPS | GAP | DIFF | MPH |
|-----|------|----|---------------------|----------------------|----------|----|------|--------|--------|-------|
| 1 | 96 | E1 | 1 Timothy DE SILVA | Brabham BT2 | 1:40.572 | 10 | 10 | | | 87.10 |
| 2 | 79 | E1 | 2 Andrew HIBBERD | Lotus 22 | 1:41.469 | 10 | 10 | 0.897 | 0.897 | 86.33 |
| 3 | 75 | E1 | 3 Pete MORTON | Lightning Envoyette | 1:41.803 | 10 | 10 | 1.231 | 0.334 | 86.04 |
| 4 | 53 | E1 | 4 Sam WILSON | Lotus 20 | 1:41.951 | 10 | 11 | 1.379 | 0.148 | 85.92 |
| 5 | 10 | 7b | 1 Tom DARK | Cooper T51 | 1:42.444 | 7 | 9 | 1.872 | 0.493 | 85.50 |
| 6 | 2 | 7b | 2 Rod JOLLEY | Cooper T45/51 | 1:45.114 | 7 | 7 | 4.542 | 2.670 | 83.33 |
| 7 | 34 | 7b | 3 Richard WILSON | Cooper T51 | 1:45.477 | 9 | 9 | 4.905 | 0.363 | 83.04 |
| 8 | 58 | E1 | 5 Richard SMEETON | Wainer | 1:45.797 | 10 | 10 | 5.225 | 0.320 | 82.79 |
| 9 | 181 | E1 | 6 Greg THORNTON | Lotus 20/22 | 1:45.882 | 7 | 9 | 5.310 | 0.085 | 82.73 |
| 10 | 133 | B2 | 1 Chris DRAKE | Terrier Mk4 Series 1 | 1:46.145 | 10 | 10 | 5.573 | 0.263 | 82.52 |
| 11 | 93 | E1 | 7 Rudolf ERNST | Lotus 22 | 1:46.310 | 10 | 10 | 5.738 | 0.165 | 82.39 |
| 12 | 122 | E1 | 8 James RUSSELL | Lotus 22 | 1:46.454 | 3 | 5 | 5.882 | 0.144 | 82.28 |
| 13 | 63 | D2 | 1 Laine MARTIN | Lotus 20 | 1:47.039 | 9 | 10 | 6.467 | 0.585 | 81.83 |
| 14 | 8 | B2 | 2 Alex MORTON | Condor S2 | 1:47.729 | 10 | 10 | 7.157 | 0.690 | 81.31 |
| 15 | 61 | E1 | 9 Andrew BEAUMONT | Lotus 22 | 1:47.936 | 8 | 9 | 7.364 | 0.207 | 81.15 |
| 16 | 5 | D2 | 2 Robin LONGDON | Lola Mk3 | 1:48.140 | 10 | 10 | 7.568 | 0.204 | 81.00 |
| 17 | 51 | B2 | 3 Michael HIBBERD | Lola Mk2 | 1:48.867 | 9 | 9 | 8.295 | 0.727 | 80.46 |
| 18 | 196 | B2 | 4 Harindra DE SILVA | Lola Mk2 | 1:49.838 | 8 | 8 | 9.266 | 0.971 | 79.75 |
| 19 | 76 | E1 | 10 Simon DURLING | Lotus 22 | 1:50.255 | 7 | 10 | 9.683 | 0.417 | 79.45 |
| 20 | 37 | C2 | 1 Andrew TAYLOR | Cooper T56 | 1:50.274 | 10 | 10 | 9.702 | 0.019 | 79.43 |
| 21 | 85 | D2 | 3 John CHISHOLM | Gemini Mk3A | 1:50.737 | 3 | 4 | 10.165 | 0.463 | 79.10 |
| 22 | 25 | B2 | 5 Andrew TART | Bond FJ 002 | 1:51.686 | 4 | 10 | 11.114 | 0.949 | 78.43 |
| 23 | 30 | 9 | 1 Guy PLANTE | Cooper T45 | 1:51.921 | 8 | 9 | 11.349 | 0.235 | 78.26 |
| 24 | 147 | C2 | 2 Clinton McCARTHY | Lotus 18 | 1:52.069 | 9 | 9 | 11.497 | 0.148 | 78.16 |
| 25 | 30 | C2 | 3 Trevor GRIFFITHS | Emeryson FJ | 1:52.540 | 9 | 10 | 11.968 | 0.471 | 77.83 |
| 26 | 10 | B2 | 6 Mike WALKER | Bond FJ 001 | 1:52.628 | 3 | 10 | 12.056 | 0.088 | 77.77 |
| 27 | 90* | E1 | 11 Andrew HAYDEN | Lotus 22 | 1:53.492 | 1 | 2 | 12.920 | 0.864 | 77.18 |
| 28 | 43 | C2 | 4 Ian SIMMONDS | Envoy Mk1 | 1:55.275 | 8 | 9 | 14.703 | 1.783 | 75.99 |
| 29 | 65 | E1 | 12 Richard FERRIS | Donford FJ | 1:55.790 | 4 | 6 | 15.218 | 0.515 | 75.65 |
| 30 | 140 | C2 | 5 Keith PICKERING | Britannia FJ | 1:57.549 | 4 | 7 | 16.977 | 1.759 | 74.52 |
| 31 | 33 | C2 | 6 Stuart TIZZARD | Cooper T56 | 1:57.922 | 7 | 7 | 17.350 | 0.373 | 74.28 |
| 32 | 28 | D2 | 4 Colin MCKAY | Gemini Mk2 | 1:58.479 | 3 | 3 | 17.907 | 0.557 | 73.93 |
| 33 | 72 | E2 | 1 Tom DE GRES | Cooper T59 | 1:58.851 | 7 | 8 | 18.279 | 0.372 | 73.70 |
| 34 | 137* | C2 | 7 James McBRIEN | Elva 200 | 2:00.076 | 1 | 8 | 19.504 | 1.225 | 72.95 |
| 35 | 35 | D2 | 5 John HUTCHISON Jr | Envoy Mk1 | 2:00.413 | 8 | 8 | 19.841 | 0.337 | 72.74 |
| 36 | 160 | 7c | 1 Elliott HANN | Cooper T41 | 2:01.016 | 7 | 8 | 20.444 | 0.603 | 72.38 |
| 37 | 26 | B2 | 7 Roger DEXTER | Elva 100 DKW | 2:02.220 | 8 | 8 | 21.648 | 1.204 | 71.67 |
| 38 | 31 | C2 | 8 Peter EDBROOKE | Lotus 18 | 2:12.392 | 8 | 8 | 31.820 | 10.172 | 66.16 |
| 39 | 39 | C1 | 1 David WALKER | Lotus 18 | 2:15.969 | 7 | 7 | 35.397 | 3.577 | 64.42 |

*Cars 90 & 137 require working transponders - Regulation Q12.2.1 refers.
A 30 second penalty will be applied if not working in the race.

Weather / Track : Sunny / Dry

These results are provisional until the conclusion of any judicial and technical matters.

Brands Hatch GP

Circuit Length = 2.4332 miles

Start: 10:40 Flag 11:07 End: 11:09

Clerk Of Course : Julian Floyd

Timekeeper : Nick Palmer



Legends of Brands Hatch Superprix

HSCC Historic Formula Junior

QUALIFYING - RACE 4 - SECTOR ANALYSIS

SECTOR 1 = FL to I1, SECTOR 2 = I1 to I2, SECTOR 3 = I2 to FL, DIFF = Difference To Personal Best Lap, P = Crossed Finish Line in Pit Lane, D = Time Disallowed

| P1 96 E1 Timothy DE SILVA | | Brabham BT2 | | | | | | | | |
|---------------------------|---------------|--------------------------|---------------|--------------------|---------------|--------------|---------------------|--------------|----------|---------------------|
| IDEAL LAP TIME : 1:40.572 | | BEST LAP TIME : 1:40.572 | | DIFFERENCE : 0.000 | | | | | | |
| LAP | SECTOR 1 | SECTOR 2 | SECTOR 3 | LAP TIME | MPH | DIFF | TIME OF DAY | | | |
| 1 - | OUTLAP | 89.4 | 47.305 | 87.1 | 25.687 | 114.9 | 1:49.196 | 80.22 | 8.624 | 10:42:50.835 |
| 2 - | 32.579 | 94.1 | 45.819 | 80.7 | 24.630 | 116.7 | 1:43.028 (3) | 85.02 | 2.456 | 10:44:33.863 |
| 3 - | 32.422 | 89.4 | 47.667 | 80.5 | 24.757 | 115.3 | 1:44.846 | 83.54 | 4.274 | 10:46:18.709 |
| 4 - | 32.238 | 96.8 | 47.120 | 76.3 | 24.768 | 116.3 | 1:44.126 | 84.12 | 3.554 | 10:48:02.835 |
| 5 - | 32.085 | 96.6 | 46.820 | 77.3 | 24.499 | 117.1 | 1:43.404 | 84.71 | 2.832 | 10:49:46.239 |
| 6 - | 31.860 | 89.5 | 1:10.171 | 57.5 | IN PIT | | 10:40.128 P | 13.68 | 8:59.556 | 11:00:26.367 |
| 7 - | OUTLAP | 59.7 | 1:02.886 | 56.8 | 26.357 | 113.9 | 2:14.906 | 64.93 | 34.334 | 11:02:41.273 |
| 8 - | 32.655 | 94.9 | 47.549 | 84.2 | 24.403 | 116.9 | 1:44.607 | 83.74 | 4.035 | 11:04:25.880 |
| 9 - | 32.718 | 94.9 | 45.870 | 86.3 | 24.086 | 117.3 | 1:42.674 (2) | 85.31 | 2.102 | 11:06:08.554 |
| 10 - | 31.462 | 97.3 | 45.142 | 86.2 | 23.968 | 118.5 | 1:40.572 (1) | 87.10 | | 11:07:49.126 |

| P2 79 E1 Andrew HIBBERD | | Lotus 22 | | | | | | | | |
|---------------------------|---------------|--------------------------|---------------|--------------------|---------------|--------------|---------------------|--------------|----------|---------------------|
| IDEAL LAP TIME : 1:41.469 | | BEST LAP TIME : 1:41.469 | | DIFFERENCE : 0.000 | | | | | | |
| LAP | SECTOR 1 | SECTOR 2 | SECTOR 3 | LAP TIME | MPH | DIFF | TIME OF DAY | | | |
| 1 - | OUTLAP | 96.1 | 46.184 | 80.5 | 25.077 | 114.5 | 1:47.293 | 81.64 | 5.824 | 10:42:47.192 |
| 2 - | 32.479 | 96.2 | 45.725 | 80.8 | 25.147 | 115.1 | 1:43.351 | 84.75 | 1.882 | 10:44:30.543 |
| 3 - | 34.078 | 90.4 | 46.063 | 83.4 | 24.652 | 114.9 | 1:44.793 | 83.59 | 3.324 | 10:46:15.336 |
| 4 - | 32.846 | 92.0 | 46.582 | 84.4 | 24.442 | 115.7 | 1:43.870 | 84.33 | 2.401 | 10:47:59.206 |
| 5 - | 32.176 | 97.3 | 46.784 | 87.2 | 24.324 | 115.5 | 1:43.284 (3) | 84.81 | 1.815 | 10:49:42.490 |
| 6 - | 32.083 | 93.9 | 1:09.929 | 57.5 | IN PIT | | 10:43.006 P | 13.62 | 9:01.537 | 11:00:25.496 |
| 7 - | OUTLAP | 61.3 | 1:02.083 | 56.1 | 25.142 | 115.1 | 2:12.872 | 65.92 | 31.403 | 11:02:38.368 |
| 8 - | 31.933 | 94.5 | 46.311 | 88.4 | 24.341 | 115.5 | 1:42.585 (2) | 85.39 | 1.116 | 11:04:20.953 |
| 9 - | 32.160 | 89.9 | 47.637 | 75.1 | 26.386 | 115.1 | 1:46.183 | 82.49 | 4.714 | 11:06:07.136 |
| 10 - | 31.765 | 96.2 | 45.581 | 86.9 | 24.123 | 116.3 | 1:41.469 (1) | 86.33 | | 11:07:48.605 |

| P3 75 E1 Pete MORTON | | Lightning Envoyette | | | | | | | | |
|---------------------------|---------------|--------------------------|---------------|--------------------|---------------|--------------|---------------------|--------------|----------|---------------------|
| IDEAL LAP TIME : 1:41.528 | | BEST LAP TIME : 1:41.803 | | DIFFERENCE : 0.275 | | | | | | |
| LAP | SECTOR 1 | SECTOR 2 | SECTOR 3 | LAP TIME | MPH | DIFF | TIME OF DAY | | | |
| 1 - | OUTLAP | 85.8 | 48.745 | 79.5 | 25.740 | 113.3 | 1:54.082 | 76.78 | 12.279 | 10:43:08.474 |
| 2 - | 33.108 | 92.3 | 46.353 | 80.3 | 24.671 | 114.9 | 1:44.132 | 84.12 | 2.329 | 10:44:52.606 |
| 3 - | 32.347 | 94.1 | 45.908 | 81.1 | 24.639 | 115.5 | 1:42.894 (2) | 85.13 | 1.091 | 10:46:35.500 |
| 4 - | 32.351 | 94.3 | 46.322 | 80.4 | 25.855 | 114.5 | 1:44.528 | 83.80 | 2.725 | 10:48:20.028 |
| 5 - | 32.803 | 95.4 | 46.561 | 85.8 | 24.414 | 101.5 | 1:43.778 (3) | 84.40 | 1.975 | 10:50:03.806 |
| 6 - | 44.627 | 48.2 | 59.575 | 59.0 | IN PIT | | 10:23.446 P | 14.05 | 8:41.643 | 11:00:27.252 |
| 7 - | OUTLAP | 56.7 | 1:02.945 | 53.6 | 25.575 | 114.7 | 2:14.522 | 65.11 | 32.719 | 11:02:41.774 |
| 8 - | 33.017 | 88.1 | 49.173 | 68.0 | 25.777 | 116.1 | 1:47.967 | 81.13 | 6.164 | 11:04:29.741 |
| 9 - | 32.214 | 94.3 | 46.569 | 69.5 | 25.311 | 115.3 | 1:44.094 | 84.15 | 2.291 | 11:06:13.835 |
| 10 - | 31.850 | 94.3 | 45.264 | 83.9 | 24.689 | 115.9 | 1:41.803 (1) | 86.04 | | 11:07:55.638 |

| P4 53 E1 Sam WILSON | | Lotus 20 | | | | | | | | |
|---------------------------|---------------|--------------------------|---------------|--------------------|---------------|--------------|---------------------|--------------|----------|---------------------|
| IDEAL LAP TIME : 1:41.856 | | BEST LAP TIME : 1:41.951 | | DIFFERENCE : 0.095 | | | | | | |
| LAP | SECTOR 1 | SECTOR 2 | SECTOR 3 | LAP TIME | MPH | DIFF | TIME OF DAY | | | |
| 1 - | OUTLAP | 94.5 | 47.369 | 85.5 | 24.766 | 117.1 | 1:48.057 | 81.06 | 6.106 | 10:42:54.989 |
| 2 - | 32.558 | 94.9 | 45.856 | 85.8 | 24.412 | 117.1 | 1:42.826 | 85.19 | 0.875 | 10:44:37.815 |
| 3 - | 32.779 | 95.3 | 47.751 | 82.8 | 24.769 | 117.3 | 1:45.299 | 83.19 | 3.348 | 10:46:23.114 |
| 4 - | 32.793 | 95.5 | 48.069 | 81.8 | 25.256 | 117.7 | 1:46.118 | 82.54 | 4.167 | 10:48:09.232 |
| 5 - | 32.329 | 97.3 | 47.016 | 81.0 | 24.505 | 117.5 | 1:43.850 | 84.35 | 1.899 | 10:49:53.082 |
| 6 - | 33.906 | 55.9 | 1:05.700 | 50.0 | IN PIT | | 9:29.069 P | 15.39 | 7:47.118 | 10:59:22.151 |
| 7 - | OUTLAP | 81.7 | 47.384 | 81.7 | 24.810 | 116.3 | 1:48.256 | 80.91 | 6.305 | 11:01:10.407 |
| 8 - | 32.299 | 97.1 | 45.515 | 86.9 | 24.237 | 116.5 | 1:42.051 (2) | 85.83 | 0.100 | 11:02:52.458 |
| 9 - | 32.458 | 97.2 | 45.542 | 87.4 | 24.565 | 116.7 | 1:42.565 (3) | 85.40 | 0.614 | 11:04:35.023 |
| 10 - | 32.188 | 96.8 | 45.610 | 87.7 | 24.153 | 117.3 | 1:41.951 (1) | 85.92 | | 11:06:16.974 |
| 11 - | 32.906 | 94.2 | 45.699 | 80.5 | 31.555 | 100.1 | 1:50.160 | 79.51 | 8.209 | 11:08:07.134 |



Legends of Brands Hatch Superprix

HSCC Historic Formula Junior

QUALIFYING - RACE 4 - SECTOR ANALYSIS

SECTOR 1 = FL to I1, SECTOR 2 = I1 to I2, SECTOR 3 = I2 to FL, DIFF = Difference To Personal Best Lap, P = Crossed Finish Line in Pit Lane, D = Time Disallowed

| P5 10 7b Tom DARK | | Cooper T51 | | | | | | | | |
|---------------------------|---------------|--------------------------|---------------|-------------|--------------------|--------------|---------------------|--------------|----------|---------------------|
| IDEAL LAP TIME : 1:42.222 | | BEST LAP TIME : 1:42.444 | | | DIFFERENCE : 0.222 | | | | | |
| LAP | SECTOR 1 | SECTOR 2 | | | SECTOR 3 | | LAP TIME | MPH | DIFF | TIME OF DAY |
| 1 - | OUTLAP | 77.3 | 53.987 | 78.0 | 25.589 | 111.8 | 2:01.376 | 72.17 | 18.932 | 10:44:18.511 |
| 2 - | 35.952 | 87.9 | 50.488 | 73.9 | 25.943 | 117.3 | 1:52.383 | 77.94 | 9.939 | 10:46:10.894 |
| 3 - | 34.630 | 94.2 | 48.143 | 80.6 | 25.132 | 119.1 | 1:47.905 | 81.18 | 5.461 | 10:47:58.799 |
| 4 - | 33.356 | 97.1 | 48.114 | 89.8 | 24.110 | 124.5 | 1:45.580 | 82.96 | 3.136 | 10:49:44.379 |
| 5 - | 32.865 | 86.1 | 1:08.885 | 57.2 | IN PIT | | 9:35.222 P | 15.22 | 7:52.778 | 10:59:19.601 |
| 6 - | OUTLAP | 76.7 | 48.591 | 78.3 | 24.874 | 128.0 | 1:51.669 | 78.44 | 9.225 | 11:01:11.270 |
| 7 - | 32.194 | 97.8 | 46.546 | 82.2 | 23.704 | 129.3 | 1:42.444 (1) | 85.50 | | 11:02:53.714 |
| 8 - | 32.560 | 93.7 | 46.364 | 81.4 | 24.035 | 128.5 | 1:42.959 (2) | 85.08 | 0.515 | 11:04:36.673 |
| 9 - | 32.154 | 98.8 | 47.456 | 82.7 | 23.705 | 128.5 | 1:43.315 (3) | 84.78 | 0.871 | 11:06:19.988 |

| P6 2 7b Rod JOLLEY | | Cooper T45/51 | | | | | | | | |
|---------------------------|---------------|--------------------------|---------------|-------------|--------------------|--------------|---------------------|--------------|----------|---------------------|
| IDEAL LAP TIME : 1:45.114 | | BEST LAP TIME : 1:45.114 | | | DIFFERENCE : 0.000 | | | | | |
| LAP | SECTOR 1 | SECTOR 2 | | | SECTOR 3 | | LAP TIME | MPH | DIFF | TIME OF DAY |
| 1 - | OUTLAP | 81.7 | 51.614 | 63.0 | 26.646 | 115.7 | 2:03.085 | 71.16 | 17.971 | 10:47:13.647 |
| 2 - | 34.752 | 87.8 | 49.577 | 73.1 | 25.383 | 119.1 | 1:49.712 (3) | 79.84 | 4.598 | 10:49:03.359 |
| 3 - | 34.580 | 89.0 | 48.627 | 58.7 | IN PIT | | 10:40.250 P | 13.68 | 8:55.136 | 10:59:43.609 |
| 4 - | OUTLAP | 85.1 | 50.200 | 74.5 | 26.395 | 117.3 | 1:56.110 | 75.44 | 10.996 | 11:01:39.719 |
| 5 - | 34.448 | 85.9 | 50.506 | 77.3 | 25.365 | 118.5 | 1:50.319 | 79.40 | 5.205 | 11:03:30.038 |
| 6 - | 34.078 | 82.8 | 48.775 | 81.6 | 24.969 | 119.6 | 1:47.822 (2) | 81.24 | 2.708 | 11:05:17.860 |
| 7 - | 33.377 | 95.8 | 46.860 | 79.6 | 24.877 | 121.5 | 1:45.114 (1) | 83.33 | | 11:07:02.974 |

| P7 34 7b Richard WILSON | | Cooper T51 | | | | | | | | |
|---------------------------|---------------|--------------------------|---------------|-------------|--------------------|--------------|---------------------|--------------|----------|---------------------|
| IDEAL LAP TIME : 1:45.275 | | BEST LAP TIME : 1:45.477 | | | DIFFERENCE : 0.202 | | | | | |
| LAP | SECTOR 1 | SECTOR 2 | | | SECTOR 3 | | LAP TIME | MPH | DIFF | TIME OF DAY |
| 1 - | OUTLAP | 78.7 | 51.121 | 72.7 | 26.456 | 107.0 | 1:57.711 | 74.41 | 12.234 | 10:44:28.347 |
| 2 - | 35.630 | 84.2 | 51.932 | 71.0 | 27.005 | 106.3 | 1:54.567 | 76.46 | 9.090 | 10:46:22.914 |
| 3 - | 35.016 | 86.7 | 50.311 | 76.0 | 25.030 | 117.5 | 1:50.357 (3) | 79.37 | 4.880 | 10:48:13.271 |
| 4 - | 34.926 | 85.4 | 53.685 | 76.2 | 25.837 | 109.8 | 1:54.448 | 76.53 | 8.971 | 10:50:07.719 |
| 5 - | 41.277 | 45.8 | 59.882 | 56.8 | IN PIT | | 10:01.469 P | 14.56 | 8:15.992 | 11:00:09.188 |
| 6 - | OUTLAP | 84.6 | 48.774 | 79.1 | 24.764 | 121.7 | 1:52.956 | 77.55 | 7.479 | 11:02:02.144 |
| 7 - | 34.652 | 89.7 | 53.460 | 76.2 | 24.882 | 119.4 | 1:52.994 | 77.52 | 7.517 | 11:03:55.138 |
| 8 - | 34.408 | 86.5 | 47.380 | 77.1 | 24.535 | 124.9 | 1:46.323 (2) | 82.38 | 0.846 | 11:05:41.461 |
| 9 - | 33.360 | 87.2 | 47.581 | 76.9 | 24.536 | 125.4 | 1:45.477 (1) | 83.04 | | 11:07:26.938 |

| P8 58 E1 Richard SMEETON | | Wainer | | | | | | | | |
|---------------------------|---------------|--------------------------|---------------|-------------|--------------------|--------------|---------------------|--------------|----------|---------------------|
| IDEAL LAP TIME : 1:45.566 | | BEST LAP TIME : 1:45.797 | | | DIFFERENCE : 0.231 | | | | | |
| LAP | SECTOR 1 | SECTOR 2 | | | SECTOR 3 | | LAP TIME | MPH | DIFF | TIME OF DAY |
| 1 - | OUTLAP | 79.5 | 53.116 | 67.9 | 27.493 | 107.3 | 2:01.139 | 72.31 | 15.342 | 10:44:16.913 |
| 2 - | 35.029 | 77.7 | 52.736 | 69.1 | 28.011 | 111.2 | 1:55.776 | 75.66 | 9.979 | 10:46:12.689 |
| 3 - | 35.418 | 79.7 | 50.666 | 77.3 | 25.218 | 116.3 | 1:51.302 | 78.70 | 5.505 | 10:48:03.991 |
| 4 - | 33.535 | 80.9 | 47.990 | 77.9 | 25.171 | 115.5 | 1:46.696 (3) | 82.10 | 0.899 | 10:49:50.687 |
| 5 - | 33.549 | 68.2 | 1:07.001 | 49.8 | IN PIT | | 9:36.008 P | 15.20 | 7:50.211 | 10:59:26.695 |
| 6 - | OUTLAP | 86.3 | 47.895 | 78.4 | 25.045 | 117.3 | 1:50.403 | 79.34 | 4.606 | 11:01:17.098 |
| 7 - | 34.492 | 92.0 | 48.978 | 76.2 | 26.851 | 109.2 | 1:50.321 | 79.40 | 4.524 | 11:03:07.419 |
| 8 - | 33.843 | 80.3 | 48.733 | 75.9 | 25.078 | 116.9 | 1:47.654 | 81.37 | 1.857 | 11:04:55.073 |
| 9 - | 32.865 | 93.2 | 47.741 | 80.2 | 25.783 | 115.7 | 1:46.389 (2) | 82.33 | 0.592 | 11:06:41.462 |
| 10 - | 32.996 | 94.7 | 47.656 | 79.7 | 25.145 | 115.9 | 1:45.797 (1) | 82.79 | | 11:08:27.259 |

| P9 181 E1 Greg THORNTON | | Lotus 20/22 | | | | | | | | |
|---------------------------|----------|--------------------------|--------|------|--------------------|-------|----------|-------|-------|--------------|
| IDEAL LAP TIME : 1:44.094 | | BEST LAP TIME : 1:45.882 | | | DIFFERENCE : 1.788 | | | | | |
| LAP | SECTOR 1 | SECTOR 2 | | | SECTOR 3 | | LAP TIME | MPH | DIFF | TIME OF DAY |
| 1 - | OUTLAP | 89.1 | 48.740 | 78.0 | 26.017 | 106.3 | 1:52.782 | 77.67 | 6.900 | 10:43:25.446 |
| 2 - | 33.976 | 89.8 | 48.272 | 76.7 | 25.164 | 112.0 | 1:47.412 | 81.55 | 1.530 | 10:45:12.858 |



Legends of Brands Hatch Superprix

HSCC Historic Formula Junior

QUALIFYING - RACE 4 - SECTOR ANALYSIS

SECTOR 1 = FL to I1, SECTOR 2 = I1 to I2, SECTOR 3 = I2 to FL, DIFF = Difference To Personal Best Lap, P = Crossed Finish Line in Pit Lane, D = Time Disallowed

| | | | | | | | | | | |
|-----|---------------|-------------|---------------|-------------|---------------|--------------|---------------------|--------------|----------|---------------------|
| 3 - | 33.388 | 87.8 | 47.408 | 73.9 | 25.566 | 112.5 | 1:46.362 (3) | 82.35 | 0.480 | 10:46:59.220 |
| 4 - | 32.792 | 91.0 | 48.508 | 75.6 | 24.852 | 112.5 | 1:46.152 (2) | 82.52 | 0.270 | 10:48:45.372 |
| 5 - | 35.108 | 87.4 | 47.722 | 79.2 | IN PIT | | 10:20.422 P | 14.11 | 8:34.540 | 10:59:05.794 |
| 6 - | OUTLAP | 90.8 | 47.142 | 82.8 | 27.457 | 111.4 | 1:51.103 | 78.84 | 5.221 | 11:00:56.897 |
| 7 - | 34.142 | 91.1 | 46.772 | 78.8 | 24.968 | 112.4 | 1:45.882 (1) | 82.73 | | 11:02:42.779 |
| 8 - | 34.332 | 67.3 | 49.348 | 78.2 | 25.191 | 112.0 | 1:48.871 | 80.46 | 2.989 | 11:04:31.650 |
| 9 - | 32.888 | 81.7 | 49.135 | 83.3 | 24.530 | 112.5 | 1:46.553 | 82.21 | 0.671 | 11:06:18.203 |

P10 133 B2 Chris DRAKE Terrier Mk4 Series 1

IDEAL LAP TIME : 1:45.760 BEST LAP TIME : 1:46.145 DIFFERENCE : 0.385

| LAP | SECTOR 1 | SECTOR 2 | SECTOR 3 | LAP TIME | MPH | DIFF | TIME OF DAY | | | |
|------|---------------|-------------|---------------|-------------|---------------|--------------|---------------------|--------------|----------|---------------------|
| 1 - | OUTLAP | 83.8 | 50.974 | 72.7 | 26.808 | 109.8 | 1:57.553 | 74.51 | 11.408 | 10:44:30.602 |
| 2 - | 34.840 | 87.9 | 48.171 | 78.7 | 25.355 | 115.7 | 1:48.366 | 80.83 | 2.221 | 10:46:18.968 |
| 3 - | 34.164 | 92.3 | 48.182 | 79.5 | 25.281 | 113.5 | 1:47.627 | 81.39 | 1.482 | 10:48:06.595 |
| 4 - | 33.572 | 90.4 | 48.864 | 76.6 | 25.857 | 112.7 | 1:48.293 | 80.89 | 2.148 | 10:49:54.888 |
| 5 - | 37.062 | 60.5 | 1:04.877 | 54.5 | IN PIT | | 9:33.831 P | 15.26 | 7:47.686 | 10:59:28.719 |
| 6 - | OUTLAP | 80.6 | 48.584 | 74.1 | 25.464 | 111.2 | 1:52.522 | 77.85 | 6.377 | 11:01:21.241 |
| 7 - | 33.729 | 87.6 | 47.668 | 78.1 | 25.261 | 114.1 | 1:46.658 (2) | 82.13 | 0.513 | 11:03:07.899 |
| 8 - | 34.633 | 67.1 | 49.105 | 74.9 | 26.039 | 113.7 | 1:49.777 | 79.79 | 3.632 | 11:04:57.676 |
| 9 - | 34.329 | 88.1 | 47.996 | 79.0 | 25.063 | 112.5 | 1:47.388 (3) | 81.57 | 1.243 | 11:06:45.064 |
| 10 - | 33.170 | 88.7 | 47.527 | 76.0 | 25.448 | 110.5 | 1:46.145 (1) | 82.52 | | 11:08:31.209 |

P11 93 E1 Rudolf ERNST Lotus 22

IDEAL LAP TIME : 1:45.857 BEST LAP TIME : 1:46.310 DIFFERENCE : 0.453

| LAP | SECTOR 1 | SECTOR 2 | SECTOR 3 | LAP TIME | MPH | DIFF | TIME OF DAY | | | |
|------|---------------|----------|---------------|-------------|---------------|--------------|---------------------|--------------|----------|---------------------|
| 1 - | OUTLAP | 86.4 | 50.394 | 82.7 | 27.728 | 110.5 | 1:57.666 | 74.44 | 11.356 | 10:43:09.256 |
| 2 - | 35.060 | 80.9 | 48.386 | 81.7 | 25.617 | 109.1 | 1:49.063 | 80.31 | 2.753 | 10:44:58.319 |
| 3 - | 33.531 | 91.0 | 49.252 | 79.8 | 26.131 | 109.6 | 1:48.914 (3) | 80.42 | 2.604 | 10:46:47.233 |
| 4 - | 33.167 | 88.3 | 47.820 | 89.0 | 25.599 | 110.9 | 1:46.586 (2) | 82.18 | 0.276 | 10:48:33.819 |
| 5 - | 50.366 | 39.6 | 1:37.481 | 40.1 | IN PIT | | 10:50.071 P | 13.47 | 9:03.761 | 10:59:23.890 |
| 6 - | OUTLAP | 87.8 | 48.783 | 74.0 | 25.854 | 112.2 | 1:52.364 | 77.95 | 6.054 | 11:01:16.254 |
| 7 - | 34.724 | 85.4 | 49.225 | 74.3 | 26.830 | 107.8 | 1:50.779 | 79.07 | 4.469 | 11:03:07.033 |
| 8 - | 35.068 | 71.3 | 49.107 | 73.9 | 26.018 | 112.2 | 1:50.193 | 79.49 | 3.883 | 11:04:57.226 |
| 9 - | 35.234 | 81.4 | 49.777 | 77.4 | 25.852 | 110.5 | 1:50.863 | 79.01 | 4.553 | 11:06:48.089 |
| 10 - | 33.028 | 92.0 | 47.230 | 79.9 | 26.052 | 111.8 | 1:46.310 (1) | 82.39 | | 11:08:34.399 |

P12 122 E1 James RUSSELL Lotus 22

IDEAL LAP TIME : 1:45.817 BEST LAP TIME : 1:46.454 DIFFERENCE : 0.637

| LAP | SECTOR 1 | SECTOR 2 | SECTOR 3 | LAP TIME | MPH | DIFF | TIME OF DAY | | | |
|-----|---------------|-------------|---------------|-------------|---------------|--------------|---------------------|--------------|-------|---------------------|
| 1 - | OUTLAP | 83.6 | 50.524 | 73.2 | 25.817 | 114.5 | 1:54.548 | 76.47 | 8.094 | 10:42:53.833 |
| 2 - | 33.277 | 88.8 | 48.268 | 78.0 | 25.266 | 115.1 | 1:46.811 (2) | 82.01 | 0.357 | 10:44:40.644 |
| 3 - | 32.918 | 93.0 | 48.166 | 76.7 | 25.370 | 115.1 | 1:46.454 (1) | 82.28 | | 10:46:27.098 |
| 4 - | 32.494 | 93.2 | 49.155 | 77.1 | 25.339 | 115.5 | 1:46.988 (3) | 81.87 | 0.534 | 10:48:14.086 |
| 5 - | 34.213 | 88.4 | 48.438 | 78.5 | 25.157 | 112.9 | 1:47.808 | 81.25 | 1.354 | 10:50:01.894 |

P13 63 D2 Laine MARTIN Lotus 20

IDEAL LAP TIME : 1:46.665 BEST LAP TIME : 1:47.039 DIFFERENCE : 0.374

| LAP | SECTOR 1 | SECTOR 2 | SECTOR 3 | LAP TIME | MPH | DIFF | TIME OF DAY | | | |
|------|---------------|-------------|---------------|-------------|---------------|--------------|---------------------|--------------|----------|---------------------|
| 1 - | OUTLAP | 72.7 | 54.114 | 69.4 | 27.658 | 105.0 | 2:03.928 | 70.68 | 16.889 | 10:44:01.243 |
| 2 - | 37.166 | 81.5 | 51.019 | 76.0 | 26.295 | 113.1 | 1:54.480 | 76.51 | 7.441 | 10:45:55.723 |
| 3 - | 34.860 | 89.7 | 49.749 | 75.9 | 26.113 | 112.7 | 1:50.722 | 79.11 | 3.683 | 10:47:46.445 |
| 4 - | 34.740 | 92.8 | 48.823 | 77.0 | 25.672 | 114.5 | 1:49.235 | 80.19 | 2.196 | 10:49:35.680 |
| 5 - | 34.067 | 91.1 | 1:05.926 | 47.5 | IN PIT | | 9:45.506 P | 14.96 | 7:58.467 | 10:59:21.186 |
| 6 - | OUTLAP | 79.6 | 49.574 | 73.3 | 26.436 | 115.5 | 1:54.321 | 76.62 | 7.282 | 11:01:15.507 |
| 7 - | 33.939 | 92.9 | 48.581 | 77.6 | 25.696 | 116.9 | 1:48.216 | 80.94 | 1.177 | 11:03:03.723 |
| 8 - | 34.303 | 85.9 | 48.066 | 82.3 | 25.645 | 116.5 | 1:48.014 (2) | 81.09 | 0.975 | 11:04:51.737 |
| 9 - | 34.234 | 90.5 | 47.457 | 78.6 | 25.348 | 111.8 | 1:47.039 (1) | 81.83 | | 11:06:38.776 |
| 10 - | 34.532 | 87.8 | 48.390 | 79.2 | 25.269 | 117.1 | 1:48.191 (3) | 80.96 | 1.152 | 11:08:26.967 |



Legends of Brands Hatch Superprix

HSCC Historic Formula Junior

QUALIFYING - RACE 4 - SECTOR ANALYSIS

SECTOR 1 = FL to I1, SECTOR 2 = I1 to I2, SECTOR 3 = I2 to FL, DIFF = Difference To Personal Best Lap, P = Crossed Finish Line in Pit Lane, D = Time Disallowed

| P14 8 B2 Alex MORTON | | Condor S2 | | | | | | | | | |
|---------------------------|---------------|--------------------------|---------------|--------------------|---------------|--------------|-----------------|-------|--------------|--------------|---------------------|
| IDEAL LAP TIME : 1:47.729 | | BEST LAP TIME : 1:47.729 | | DIFFERENCE : 0.000 | | | | | | | |
| LAP | SECTOR 1 | SECTOR 2 | SECTOR 3 | LAP TIME | MPH | DIFF | TIME OF DAY | | | | |
| 1 - | OUTLAP | 78.3 | 51.045 | 76.3 | 26.381 | 104.6 | 1:58.166 | 74.13 | 10.437 | 10:43:28.070 | |
| 2 - | 34.309 | 87.2 | 52.906 | 69.9 | 27.898 | 107.5 | 1:55.113 | 76.09 | 7.384 | 10:45:23.183 | |
| 3 - | 34.256 | 85.5 | 49.236 | 76.8 | 26.012 | 108.2 | 1:49.504 | 79.99 | 1.775 | 10:47:12.687 | |
| 4 - | 34.703 | 86.1 | 49.478 | 77.6 | 26.327 | 108.2 | 1:50.508 | 79.26 | 2.779 | 10:49:03.195 | |
| 5 - | 34.227 | 88.5 | 50.037 | 49.6 | IN PIT | | 10:07.794 | P | 14.41 | 8:20.065 | 10:59:10.989 |
| 6 - | OUTLAP | 72.9 | 49.985 | 74.9 | 26.283 | 108.0 | 1:56.847 | 74.96 | 9.118 | 11:01:07.836 | |
| 7 - | 33.982 | 84.5 | 50.144 | 74.8 | 26.134 | 109.2 | 1:50.260 | 79.44 | 2.531 | 11:02:58.096 | |
| 8 - | 33.981 | 86.2 | 48.516 | 80.7 | 25.782 | 109.6 | 1:48.279 | (2) | 80.90 | 0.550 | 11:04:46.375 |
| 9 - | 34.022 | 84.2 | 49.259 | 78.3 | 26.149 | 108.5 | 1:49.430 | (3) | 80.04 | 1.701 | 11:06:35.805 |
| 10 - | 33.662 | 88.6 | 48.489 | 80.8 | 25.578 | 108.4 | 1:47.729 | (1) | 81.31 | | 11:08:23.534 |

| P15 61 E1 Andrew BEAUMONT | | Lotus 22 | | | | | | | | | |
|---------------------------|---------------|--------------------------|---------------|--------------------|---------------|--------------|-----------------|-------|--------------|--------------|---------------------|
| IDEAL LAP TIME : 1:47.838 | | BEST LAP TIME : 1:47.936 | | DIFFERENCE : 0.098 | | | | | | | |
| LAP | SECTOR 1 | SECTOR 2 | SECTOR 3 | LAP TIME | MPH | DIFF | TIME OF DAY | | | | |
| 1 - | OUTLAP | 83.5 | 51.412 | 75.8 | 26.962 | 111.4 | 1:58.774 | 73.75 | 10.838 | 10:44:30.386 | |
| 2 - | 35.474 | 85.3 | 50.383 | 74.1 | 25.928 | 112.0 | 1:51.785 | 78.36 | 3.849 | 10:46:22.171 | |
| 3 - | 34.754 | 92.8 | 50.560 | 81.0 | 25.428 | 112.7 | 1:50.742 | 79.10 | 2.806 | 10:48:12.913 | |
| 4 - | 34.919 | 93.5 | 48.441 | 79.6 | 25.539 | 113.5 | 1:48.899 | (2) | 80.44 | 0.963 | 10:50:01.812 |
| 5 - | 36.683 | 76.9 | 1:04.811 | 54.1 | IN PIT | | 9:47.957 | P | 14.89 | 8:00.021 | 10:59:49.769 |
| 6 - | OUTLAP | 91.3 | 51.631 | 72.8 | 27.514 | 111.4 | 2:01.728 | 71.96 | 13.792 | 11:01:51.497 | |
| 7 - | 34.766 | 92.6 | 50.255 | 77.5 | 26.607 | 108.5 | 1:51.628 | 78.47 | 3.692 | 11:03:43.125 | |
| 8 - | 34.501 | 89.4 | 48.135 | 81.0 | 25.300 | 113.3 | 1:47.936 | (1) | 81.15 | | 11:05:31.061 |
| 9 - | 34.918 | 88.8 | 48.897 | 82.4 | 25.202 | 113.3 | 1:49.017 | (3) | 80.35 | 1.081 | 11:07:20.078 |

| P16 5 D2 Robin LONGDON | | Lola Mk3 | | | | | | | | | |
|---------------------------|---------------|--------------------------|---------------|--------------------|---------------|--------------|-----------------|-------|--------------|--------------|---------------------|
| IDEAL LAP TIME : 1:48.127 | | BEST LAP TIME : 1:48.140 | | DIFFERENCE : 0.013 | | | | | | | |
| LAP | SECTOR 1 | SECTOR 2 | SECTOR 3 | LAP TIME | MPH | DIFF | TIME OF DAY | | | | |
| 1 - | OUTLAP | 76.7 | 57.783 | 65.5 | 27.524 | 109.6 | 2:09.615 | 67.58 | 21.475 | 10:43:55.631 | |
| 2 - | 35.614 | 82.2 | 51.133 | 71.4 | 26.267 | 109.6 | 1:53.014 | 77.51 | 4.874 | 10:45:48.645 | |
| 3 - | 35.783 | 82.5 | 50.315 | 76.1 | 26.023 | 112.4 | 1:52.121 | 78.12 | 3.981 | 10:47:40.766 | |
| 4 - | 34.798 | 84.4 | 49.100 | 73.0 | 25.722 | 111.8 | 1:49.620 | (2) | 79.91 | 1.480 | 10:49:30.386 |
| 5 - | 34.566 | 79.0 | 1:08.833 | 34.7 | IN PIT | | 9:47.766 | P | 14.90 | 7:59.626 | 10:59:18.152 |
| 6 - | OUTLAP | 76.5 | 51.103 | 71.0 | 26.085 | 105.0 | 1:57.677 | 74.43 | 9.537 | 11:01:15.829 | |
| 7 - | 34.789 | 87.3 | 49.083 | 75.3 | 26.421 | 111.8 | 1:50.293 | (3) | 79.42 | 2.153 | 11:03:06.122 |
| 8 - | 34.429 | 77.2 | 50.170 | 72.2 | 25.999 | 110.7 | 1:50.598 | 79.20 | 2.458 | 11:04:56.720 | |
| 9 - | 35.575 | 77.8 | 52.244 | 71.9 | 25.978 | 113.3 | 1:53.797 | 76.97 | 5.657 | 11:06:50.517 | |
| 10 - | 33.957 | 88.1 | 48.448 | 76.0 | 25.735 | 113.7 | 1:48.140 | (1) | 81.00 | | 11:08:38.657 |

| P17 51 B2 Michael HIBBERD | | Lola Mk2 | | | | | | | | | |
|---------------------------|---------------|--------------------------|---------------|--------------------|---------------|--------------|-----------------|-------|--------------|--------------|---------------------|
| IDEAL LAP TIME : 1:48.867 | | BEST LAP TIME : 1:48.867 | | DIFFERENCE : 0.000 | | | | | | | |
| LAP | SECTOR 1 | SECTOR 2 | SECTOR 3 | LAP TIME | MPH | DIFF | TIME OF DAY | | | | |
| 1 - | OUTLAP | 80.7 | 52.739 | 74.9 | 27.219 | 108.5 | 2:00.787 | 72.52 | 11.920 | 10:44:06.851 | |
| 2 - | 35.163 | 88.7 | 50.245 | 73.6 | 26.426 | 110.7 | 1:51.834 | 78.32 | 2.967 | 10:45:58.685 | |
| 3 - | 34.588 | 90.6 | 49.951 | 74.1 | 26.574 | 109.6 | 1:51.113 | (3) | 78.83 | 2.246 | 10:47:49.798 |
| 4 - | 34.458 | 91.1 | 49.333 | 73.5 | 26.242 | 111.6 | 1:50.033 | (2) | 79.61 | 1.166 | 10:49:39.831 |
| 5 - | 34.385 | 89.1 | 1:08.781 | 60.1 | IN PIT | | 10:23.837 | P | 14.04 | 8:34.970 | 11:00:03.668 |
| 6 - | OUTLAP | 85.0 | 50.725 | 75.0 | 26.159 | 110.9 | 1:56.654 | 75.09 | 7.787 | 11:02:00.322 | |
| 7 - | 35.315 | 85.1 | 51.786 | 76.7 | 26.134 | 112.9 | 1:53.235 | 77.35 | 4.368 | 11:03:53.557 | |
| 8 - | 34.654 | 89.8 | 50.338 | 71.0 | 26.284 | 111.2 | 1:51.276 | 78.72 | 2.409 | 11:05:44.833 | |
| 9 - | 34.363 | 90.4 | 48.431 | 76.0 | 26.073 | 111.1 | 1:48.867 | (1) | 80.46 | | 11:07:33.700 |



Legends of Brands Hatch Superprix

HSCC Historic Formula Junior

QUALIFYING - RACE 4 - SECTOR ANALYSIS

SECTOR 1 = FL to I1, SECTOR 2 = I1 to I2, SECTOR 3 = I2 to FL, DIFF = Difference To Personal Best Lap, P = Crossed Finish Line in Pit Lane, D = Time Disallowed

| P18 196 B2 | | Harindra DE SILVA | | | | | Lola Mk2 | | | |
|---------------------------|---------------|--------------------------|---------------|-------------|--------------------|--------------|---------------------|--------------|-------------|---------------------|
| IDEAL LAP TIME : 1:49.407 | | BEST LAP TIME : 1:49.838 | | | DIFFERENCE : 0.431 | | | | | |
| LAP | SECTOR 1 | SECTOR 2 | | SECTOR 3 | | LAP TIME | MPH | DIFF | TIME OF DAY | |
| 1 - | OUTLAP | 77.0 | 54.311 | 74.7 | 28.010 | 107.2 | 2:06.763 | 69.10 | 16.925 | 10:44:27.082 |
| 2 - | 36.102 | 85.5 | 52.114 | 80.5 | 26.255 | 109.6 | 1:54.471 (3) | 76.52 | 4.633 | 10:46:21.553 |
| 3 - | 36.713 | 81.9 | 53.186 | 64.7 | 29.352 | 107.8 | 1:59.251 | 73.45 | 9.413 | 10:48:20.804 |
| 4 - | 38.972 | 82.4 | 57.140 | 68.2 | IN PIT | | 11:27.825 P | 12.73 | 9:37.987 | 10:59:48.629 |
| 5 - | OUTLAP | 70.4 | 54.019 | 73.6 | 27.610 | 107.2 | 2:08.601 | 68.11 | 18.763 | 11:01:57.230 |
| 6 - | 35.643 | 77.7 | 53.484 | 79.0 | 26.683 | 108.7 | 1:55.810 | 75.63 | 5.972 | 11:03:53.040 |
| 7 - | 34.374 | 88.4 | 50.628 | 74.8 | 26.991 | 103.8 | 1:51.993 (2) | 78.21 | 2.155 | 11:05:45.033 |
| 8 - | 34.805 | 88.5 | 49.069 | 81.5 | 25.964 | 109.6 | 1:49.838 (1) | 79.75 | | 11:07:34.871 |

| P19 76 E1 | | Simon DURLING | | | | | Lotus 22 | | | |
|---------------------------|---------------|--------------------------|---------------|-------------|--------------------|--------------|---------------------|--------------|-------------|---------------------|
| IDEAL LAP TIME : 1:49.138 | | BEST LAP TIME : 1:50.255 | | | DIFFERENCE : 1.117 | | | | | |
| LAP | SECTOR 1 | SECTOR 2 | | SECTOR 3 | | LAP TIME | MPH | DIFF | TIME OF DAY | |
| 1 - | OUTLAP | 83.7 | 52.720 | 62.5 | 28.314 | 109.1 | 2:04.096 | 70.58 | 13.841 | 10:43:17.774 |
| 2 - | 36.962 | 81.7 | 52.041 | 67.5 | 28.284 | 108.7 | 1:57.287 | 74.68 | 7.032 | 10:45:15.061 |
| 3 - | 35.496 | 87.3 | 50.405 | 68.3 | 28.965 | 96.9 | 1:54.866 | 76.26 | 4.611 | 10:47:09.927 |
| 4 - | 35.822 | 87.1 | 53.623 | 65.8 | 26.783 | 111.2 | 1:56.228 | 75.36 | 5.973 | 10:49:06.155 |
| 5 - | 35.264 | 85.5 | 53.935 | 44.7 | IN PIT | | 10:06.651 P | 14.43 | 8:16.396 | 10:59:12.806 |
| 6 - | OUTLAP | 85.1 | 51.269 | 66.3 | 27.193 | 110.9 | 2:00.359 | 72.78 | 10.104 | 11:01:13.165 |
| 7 - | 34.927 | 88.0 | 49.461 | 75.3 | 25.867 | 112.2 | 1:50.255 (1) | 79.45 | | 11:03:03.420 |
| 8 - | 35.699 | 80.5 | 50.558 | 73.5 | 26.326 | 112.0 | 1:52.583 | 77.80 | 2.328 | 11:04:56.003 |
| 9 - | 34.076 | 91.1 | 51.693 | 72.4 | 26.684 | 111.4 | 1:52.453 (3) | 77.89 | 2.198 | 11:06:48.456 |
| 10 - | 34.469 | 90.6 | 49.195 | 72.6 | 26.602 | 109.6 | 1:50.266 (2) | 79.44 | 0.011 | 11:08:38.722 |

| P20 37 C2 | | Andrew TAYLOR | | | | | Cooper T56 | | | |
|---------------------------|---------------|--------------------------|---------------|-------------|--------------------|--------------|---------------------|--------------|-------------|---------------------|
| IDEAL LAP TIME : 1:49.767 | | BEST LAP TIME : 1:50.274 | | | DIFFERENCE : 0.507 | | | | | |
| LAP | SECTOR 1 | SECTOR 2 | | SECTOR 3 | | LAP TIME | MPH | DIFF | TIME OF DAY | |
| 1 - | OUTLAP | 81.7 | 52.613 | 73.4 | 27.192 | 106.5 | 2:00.387 | 72.76 | 10.113 | 10:43:24.369 |
| 2 - | 35.024 | 83.3 | 50.072 | 76.1 | 26.623 | 107.3 | 1:51.719 | 78.40 | 1.445 | 10:45:16.088 |
| 3 - | 35.309 | 84.3 | 49.797 | 68.8 | 26.782 | 108.2 | 1:51.888 | 78.29 | 1.614 | 10:47:07.976 |
| 4 - | 34.686 | 82.6 | 49.426 | 75.5 | 26.547 | 109.2 | 1:50.659 (3) | 79.16 | 0.385 | 10:48:58.635 |
| 5 - | 34.261 | 86.3 | 49.254 | 72.0 | IN PIT | | 10:09.821 P | 14.36 | 8:19.547 | 10:59:08.456 |
| 6 - | OUTLAP | 84.8 | 49.682 | 78.4 | 26.631 | 107.5 | 1:55.177 | 76.05 | 4.903 | 11:01:03.633 |
| 7 - | 33.966 | 88.1 | 49.695 | 79.4 | 26.622 | 108.0 | 1:50.283 (2) | 79.43 | 0.009 | 11:02:53.916 |
| 8 - | 34.415 | 84.8 | 49.889 | 78.8 | 26.673 | 108.2 | 1:50.977 | 78.93 | 0.703 | 11:04:44.893 |
| 9 - | 34.553 | 84.7 | 49.876 | 77.4 | 26.974 | 109.1 | 1:51.403 | 78.63 | 1.129 | 11:06:36.296 |
| 10 - | 34.313 | 84.6 | 49.307 | 78.6 | 26.654 | 106.6 | 1:50.274 (1) | 79.43 | | 11:08:26.570 |

| P21 85 D2 | | John CHISHOLM | | | | | Gemini Mk3A | | | |
|---------------------------|---------------|--------------------------|---------------|-------------|--------------------|--------------|---------------------|--------------|-------------|---------------------|
| IDEAL LAP TIME : 1:50.310 | | BEST LAP TIME : 1:50.737 | | | DIFFERENCE : 0.427 | | | | | |
| LAP | SECTOR 1 | SECTOR 2 | | SECTOR 3 | | LAP TIME | MPH | DIFF | TIME OF DAY | |
| 1 - | OUTLAP | 87.0 | 52.316 | 76.0 | 26.435 | 108.5 | 1:58.007 | 74.23 | 7.270 | 10:44:21.716 |
| 2 - | 35.153 | 84.3 | 50.276 | 81.5 | 25.756 | 110.3 | 1:51.185 (2) | 78.78 | 0.448 | 10:46:12.901 |
| 3 - | 34.739 | 83.7 | 49.815 | 77.4 | 26.183 | 111.2 | 1:50.737 (1) | 79.10 | | 10:48:03.638 |
| 4 - | 35.065 | 82.7 | 50.003 | 66.4 | 27.124 | 111.1 | 1:52.192 (3) | 78.07 | 1.455 | 10:49:55.830 |

| P22 25 B2 | | Andrew TART | | | | | Bond FJ 002 | | | |
|---------------------------|----------|--------------------------|---------------|----------|--------------------|----------|---------------------|--------------|-------------|---------------------|
| IDEAL LAP TIME : 1:50.850 | | BEST LAP TIME : 1:51.686 | | | DIFFERENCE : 0.836 | | | | | |
| LAP | SECTOR 1 | SECTOR 2 | | SECTOR 3 | | LAP TIME | MPH | DIFF | TIME OF DAY | |
| 1 - | OUTLAP | 78.4 | 53.506 | 65.8 | 27.765 | 106.6 | 2:03.368 | 71.00 | 11.682 | 10:43:07.543 |
| 2 - | 36.465 | 86.7 | 50.508 | 73.0 | 26.745 | 108.2 | 1:53.718 | 77.03 | 2.032 | 10:45:01.261 |
| 3 - | 35.094 | 86.9 | 50.082 | 74.4 | 26.803 | 108.4 | 1:51.979 | 78.22 | 0.293 | 10:46:53.240 |
| 4 - | 34.890 | 87.7 | 50.325 | 74.3 | 26.471 | 108.9 | 1:51.686 (1) | 78.43 | | 10:48:44.926 |
| 5 - | 35.013 | 87.2 | 50.048 | 75.1 | IN PIT | | 10:22.494 P | 14.07 | 8:30.808 | 10:59:07.420 |



Legends of Brands Hatch Superprix

HSCC Historic Formula Junior

QUALIFYING - RACE 4 - SECTOR ANALYSIS

SECTOR 1 = FL to I1, SECTOR 2 = I1 to I2, SECTOR 3 = I2 to FL, DIFF = Difference To Personal Best Lap, P = Crossed Finish Line in Pit Lane, D = Time Disallowed

| | | | | | | | | | | |
|------|---------------|-------------|--------|-------------|---------------|--------------|--------------|-------|-------|--------------|
| 6 - | OUTLAP | 83.4 | 50.907 | 73.3 | 26.871 | 108.5 | 1:58.804 | 73.73 | 7.118 | 11:01:06.224 |
| 7 - | 35.232 | 88.7 | 50.246 | 75.9 | 26.489 | 101.9 | 1:51.967 (3) | 78.23 | 0.281 | 11:02:58.191 |
| 8 - | 35.232 | 81.6 | 50.535 | 74.9 | 26.199 | 109.2 | 1:51.966 (2) | 78.23 | 0.280 | 11:04:50.157 |
| 9 - | 35.112 | 86.3 | 50.284 | 76.6 | 27.838 | 109.2 | 1:53.234 | 77.36 | 1.548 | 11:06:43.391 |
| 10 - | 34.603 | 87.6 | 50.185 | 74.0 | 27.427 | 109.2 | 1:52.215 | 78.06 | 0.529 | 11:08:35.606 |

P23 30 9 Guy PLANTE

Cooper T45

IDEAL LAP TIME : 1:51.635 BEST LAP TIME : 1:51.921 DIFFERENCE : 0.286

| LAP | SECTOR 1 | SECTOR 2 | SECTOR 3 | LAP TIME | MPH | DIFF | TIME OF DAY | | | |
|-----|---------------|-------------|---------------|-------------|---------------|--------------|---------------------|--------------|----------|---------------------|
| 1 - | OUTLAP | 80.6 | 53.673 | 78.7 | 26.790 | 108.7 | 2:05.633 | 69.72 | 13.712 | 10:43:47.027 |
| 2 - | 35.941 | 84.9 | 52.108 | 78.4 | 26.295 | 109.2 | 1:54.344 | 76.60 | 2.423 | 10:45:41.371 |
| 3 - | 35.539 | 86.1 | 51.568 | 76.4 | 26.778 | 107.7 | 1:53.885 (2) | 76.91 | 1.964 | 10:47:35.256 |
| 4 - | 35.445 | 85.0 | 51.158 | 74.2 | 27.446 | 103.2 | 1:54.049 (3) | 76.80 | 2.128 | 10:49:29.305 |
| 5 - | 35.286 | 85.3 | 1:06.399 | 47.1 | IN PIT | | 10:05.502 P | 14.46 | 8:13.581 | 10:59:34.807 |
| 6 - | OUTLAP | 74.5 | 55.294 | 76.9 | 27.421 | 106.0 | 2:06.809 | 69.07 | 14.888 | 11:01:41.616 |
| 7 - | 35.528 | 89.5 | 53.692 | 79.3 | 26.654 | 106.6 | 1:55.874 | 75.59 | 3.953 | 11:03:37.490 |
| 8 - | 34.968 | 91.3 | 50.372 | 76.5 | 26.581 | 110.0 | 1:51.921 (1) | 78.26 | | 11:05:29.411 |
| 9 - | 36.419 | 89.3 | 51.603 | 79.7 | 26.427 | 108.9 | 1:54.449 | 76.53 | 2.528 | 11:07:23.860 |

P24 147 C2 Clinton McCARTHY

Lotus 18

IDEAL LAP TIME : 1:51.767 BEST LAP TIME : 1:52.069 DIFFERENCE : 0.302

| LAP | SECTOR 1 | SECTOR 2 | SECTOR 3 | LAP TIME | MPH | DIFF | TIME OF DAY | | | |
|-----|---------------|-------------|---------------|-------------|---------------|--------------|---------------------|--------------|----------|---------------------|
| 1 - | OUTLAP | 65.3 | 56.149 | 70.1 | 28.232 | 105.3 | 2:08.847 | 67.98 | 16.778 | 10:44:00.983 |
| 2 - | 37.063 | 81.4 | 53.401 | 70.1 | 27.601 | 103.5 | 1:58.065 | 74.19 | 5.996 | 10:45:59.048 |
| 3 - | 35.517 | 87.9 | 51.472 | 77.1 | 26.503 | 109.8 | 1:53.492 | 77.18 | 1.423 | 10:47:52.540 |
| 4 - | 34.921 | 88.6 | 53.742 | 76.1 | 26.529 | 111.4 | 1:55.192 | 76.04 | 3.123 | 10:49:47.732 |
| 5 - | 35.867 | 68.1 | 1:06.300 | 54.3 | IN PIT | | 9:39.722 P | 15.11 | 7:47.653 | 10:59:27.454 |
| 6 - | OUTLAP | 81.5 | 51.286 | 80.6 | 26.371 | 110.0 | 1:57.015 | 74.86 | 4.946 | 11:01:24.469 |
| 7 - | 35.351 | 86.8 | 50.737 | 81.5 | 26.885 | 110.5 | 1:52.973 (3) | 77.53 | 0.904 | 11:03:17.442 |
| 8 - | 35.104 | 83.2 | 50.733 | 81.9 | 26.653 | 110.5 | 1:52.490 (2) | 77.87 | 0.421 | 11:05:09.932 |
| 9 - | 35.131 | 86.4 | 50.475 | 79.0 | 26.463 | 110.5 | 1:52.069 (1) | 78.16 | | 11:07:02.001 |

P25 30 C2 Trevor GRIFFITHS

Emeryson FJ

IDEAL LAP TIME : 1:51.947 BEST LAP TIME : 1:52.540 DIFFERENCE : 0.593

| LAP | SECTOR 1 | SECTOR 2 | SECTOR 3 | LAP TIME | MPH | DIFF | TIME OF DAY | | | |
|------|---------------|-------------|---------------|-------------|---------------|--------------|---------------------|--------------|----------|---------------------|
| 1 - | OUTLAP | 78.4 | 53.156 | 72.7 | 27.461 | 97.3 | 2:03.360 | 71.01 | 10.820 | 10:43:25.795 |
| 2 - | 35.665 | 81.7 | 53.671 | 70.1 | 28.272 | 100.7 | 1:57.608 | 74.48 | 5.068 | 10:45:23.403 |
| 3 - | 35.552 | 80.3 | 50.835 | 72.1 | 27.214 | 102.6 | 1:53.601 | 77.11 | 1.061 | 10:47:17.004 |
| 4 - | 35.074 | 83.8 | 50.800 | 78.9 | 26.926 | 102.7 | 1:52.800 (2) | 77.65 | 0.260 | 10:49:09.804 |
| 5 - | 34.942 | 84.4 | 54.263 | 47.4 | IN PIT | | 10:06.927 P | 14.43 | 8:14.387 | 10:59:16.731 |
| 6 - | OUTLAP | 79.7 | 52.013 | 73.0 | 27.401 | 101.8 | 1:59.263 | 73.44 | 6.723 | 11:01:15.994 |
| 7 - | 35.942 | 84.2 | 50.079 | 77.9 | 27.324 | 103.8 | 1:53.345 (3) | 77.28 | 0.805 | 11:03:09.339 |
| 8 - | 35.013 | 70.2 | 51.577 | 75.0 | 27.193 | 103.7 | 1:53.783 | 76.98 | 1.243 | 11:05:03.122 |
| 9 - | 35.200 | 84.3 | 50.079 | 73.4 | 27.261 | 102.2 | 1:52.540 (1) | 77.83 | | 11:06:55.662 |
| 10 - | 34.985 | 82.2 | 51.129 | 72.3 | 27.299 | 102.2 | 1:53.413 | 77.23 | 0.873 | 11:08:49.075 |

P26 10 B2 Mike WALKER

Bond FJ 001

IDEAL LAP TIME : 1:52.105 BEST LAP TIME : 1:52.628 DIFFERENCE : 0.523

| LAP | SECTOR 1 | SECTOR 2 | SECTOR 3 | LAP TIME | MPH | DIFF | TIME OF DAY | | | |
|-----|----------|-------------|---------------|-------------|---------------|--------------|---------------------|--------------|----------|---------------------|
| 1 - | OUTLAP | 74.2 | 55.609 | 60.7 | 27.950 | 108.5 | 2:06.225 | 69.39 | 13.597 | 10:43:16.550 |
| 2 - | 36.638 | 78.1 | 51.190 | 68.0 | 27.064 | 109.4 | 1:54.892 | 76.24 | 2.264 | 10:45:11.442 |
| 3 - | 35.842 | 84.2 | 50.077 | 71.8 | 26.709 | 110.3 | 1:52.628 (1) | 77.77 | | 10:47:04.070 |
| 4 - | 35.647 | 74.8 | 51.150 | 71.9 | 27.510 | 106.0 | 1:54.307 (3) | 76.63 | 1.679 | 10:48:58.377 |
| 5 - | 36.459 | 82.5 | 52.129 | 53.9 | IN PIT | | 10:11.850 P | 14.31 | 8:19.222 | 10:59:10.227 |
| 6 - | OUTLAP | 75.2 | 53.010 | 73.0 | 27.624 | 107.8 | 2:01.424 | 72.14 | 8.796 | 11:01:11.651 |
| 7 - | 35.422 | 81.5 | 51.688 | 74.6 | 28.563 | 100.7 | 1:55.673 | 75.72 | 3.045 | 11:03:07.324 |
| 8 - | 36.639 | 70.5 | 51.545 | 73.5 | 27.413 | 104.5 | 1:55.597 | 75.77 | 2.969 | 11:05:02.921 |
| 9 - | 36.014 | 79.9 | 50.626 | 72.7 | 27.176 | 110.1 | 1:53.816 (2) | 76.96 | 1.188 | 11:06:56.737 |

Weather / Track : Sunny / Dry

Brands Hatch GP

Circuit Length = 2.4332 miles

Start: 10:40 Flag 11:07 End: 11:09



Legends of Brands Hatch Superprix

HSCC Historic Formula Junior

QUALIFYING - RACE 4 - SECTOR ANALYSIS

SECTOR 1 = FL to I1, SECTOR 2 = I1 to I2, SECTOR 3 = I2 to FL, DIFF = Difference To Personal Best Lap, P = Crossed Finish Line in Pit Lane, D = Time Disallowed
 10 - **35.319** 77.9 51.401 69.7 28.275 100.0 1:54.995 76.17 2.367 11:08:51.732

| P27 90 E1 | | Andrew HAYDEN | | | Lotus 22 | | |
|------------------|----------|--------------------------|----------|---------------------|--------------|-------|---------------------|
| IDEAL LAP TIME : | | BEST LAP TIME : 1:53.492 | | | DIFFERENCE : | | |
| LAP | SECTOR 1 | SECTOR 2 | SECTOR 3 | LAP TIME | MPH | DIFF | TIME OF DAY |
| 1 - | | | | 1:53.492 (1) | 77.18 | | 10:45:31.460 |
| 2 - | | | | 1:57.646 (2) | 74.45 | 4.154 | 10:47:29.106 |

| P28 43 C2 | | Ian SIMMONDS | | | Envoy Mk1 | | | | | |
|---------------------------|---------------|--------------------------|---------------|-------------|--------------------|--------------|---------------------|--------------|----------|---------------------|
| IDEAL LAP TIME : 1:54.665 | | BEST LAP TIME : 1:55.275 | | | DIFFERENCE : 0.610 | | | | | |
| LAP | SECTOR 1 | SECTOR 2 | SECTOR 3 | LAP TIME | MPH | DIFF | TIME OF DAY | | | |
| 1 - | OUTLAP | 82.0 | 55.072 | 64.9 | 28.866 | 105.3 | 2:08.032 | 68.41 | 12.757 | 10:43:09.193 |
| 2 - | 36.785 | 84.8 | 51.929 | 71.4 | 27.489 | 107.2 | 1:56.203 | 75.38 | 0.928 | 10:45:05.396 |
| 3 - | 35.958 | 86.4 | 51.833 | 71.3 | 27.631 | 107.8 | 1:55.422 (2) | 75.89 | 0.147 | 10:47:00.818 |
| 4 - | 37.867 | 81.8 | 51.319 | 72.8 | 27.707 | 106.6 | 1:56.893 | 74.93 | 1.618 | 10:48:57.711 |
| 5 - | 36.377 | 84.7 | 51.802 | 62.8 | IN PIT | | 10:47.699 P | 13.52 | 8:52.424 | 10:59:45.410 |
| 6 - | OUTLAP | 82.9 | 54.868 | 57.2 | 30.423 | 105.0 | 2:09.276 | 67.76 | 14.001 | 11:01:54.686 |
| 7 - | 36.743 | 81.4 | 54.196 | 72.3 | 28.299 | 107.5 | 1:59.238 | 73.46 | 3.963 | 11:03:53.924 |
| 8 - | 35.999 | 82.1 | 51.888 | 72.0 | 27.388 | 107.8 | 1:55.275 (1) | 75.99 | | 11:05:49.199 |
| 9 - | 35.963 | 84.5 | 52.084 | 72.0 | 27.682 | 105.6 | 1:55.729 (3) | 75.69 | 0.454 | 11:07:44.928 |

| P29 65 E1 | | Richard FERRIS | | | Donford FJ | | | | | |
|---------------------------|---------------|--------------------------|---------------|-------------|--------------------|--------------|---------------------|--------------|----------|---------------------|
| IDEAL LAP TIME : 1:54.293 | | BEST LAP TIME : 1:55.790 | | | DIFFERENCE : 1.497 | | | | | |
| LAP | SECTOR 1 | SECTOR 2 | SECTOR 3 | LAP TIME | MPH | DIFF | TIME OF DAY | | | |
| 1 - | OUTLAP | 67.1 | 55.437 | 77.4 | 28.483 | 105.5 | 2:09.209 | 67.79 | 13.419 | 10:43:28.750 |
| 2 - | 36.613 | 76.6 | 53.637 | 71.9 | 28.085 | 106.5 | 1:58.335 (3) | 74.02 | 2.545 | 10:45:27.085 |
| 3 - | 35.482 | 83.8 | 53.674 | 74.3 | 26.708 | 106.6 | 1:55.864 (2) | 75.60 | 0.074 | 10:47:22.949 |
| 4 - | 35.809 | 85.1 | 53.373 | 79.0 | 26.608 | 107.3 | 1:55.790 (1) | 75.65 | | 10:49:18.739 |
| 5 - | 35.303 | 82.0 | 1:08.939 | 40.3 | IN PIT | | 10:10.759 P | 14.34 | 8:14.969 | 10:59:29.498 |
| 6 - | OUTLAP | 82.1 | 52.382 | 75.6 | 26.882 | 106.5 | 1:59.643 | 73.21 | 3.853 | 11:01:29.141 |

| P30 140 C2 | | Keith PICKERING | | | Britannia FJ | | | | | |
|---------------------------|----------|--------------------------|---------------|-------------|--------------------|--------------|---------------------|--------------|----------|---------------------|
| IDEAL LAP TIME : 1:57.347 | | BEST LAP TIME : 1:57.549 | | | DIFFERENCE : 0.202 | | | | | |
| LAP | SECTOR 1 | SECTOR 2 | SECTOR 3 | LAP TIME | MPH | DIFF | TIME OF DAY | | | |
| 1 - | OUTLAP | 78.6 | 1:00.060 | 53.1 | 31.354 | 98.1 | 2:14.376 | 65.18 | 16.827 | 10:43:20.221 |
| 2 - | 38.629 | 82.5 | 56.143 | 66.7 | 30.457 | 96.1 | 2:05.229 | 69.95 | 7.680 | 10:45:25.450 |
| 3 - | 38.412 | 83.5 | 53.917 | 70.0 | 28.345 | 103.2 | 2:00.674 (2) | 72.59 | 3.125 | 10:47:26.124 |
| 4 - | 36.981 | 86.5 | 52.617 | 70.1 | 27.951 | 103.8 | 1:57.549 (1) | 74.52 | | 10:49:23.673 |
| 5 - | 37.126 | 84.6 | 1:09.304 | 44.5 | IN PIT | | 10:12.727 P | 14.29 | 8:15.178 | 10:59:36.400 |
| 6 - | OUTLAP | 76.6 | 54.592 | 71.0 | 28.925 | 100.3 | 2:05.331 | 69.89 | 7.782 | 11:01:41.731 |
| 7 - | 37.393 | 78.0 | 55.922 | 70.9 | 28.035 | 102.7 | 2:01.350 (3) | 72.18 | 3.801 | 11:03:43.081 |

| P31 33 C2 | | Stuart TIZZARD | | | Cooper T56 | | | | | |
|---------------------------|---------------|--------------------------|---------------|-------------|--------------------|-------------|---------------------|--------------|-----------|---------------------|
| IDEAL LAP TIME : 1:57.155 | | BEST LAP TIME : 1:57.922 | | | DIFFERENCE : 0.767 | | | | | |
| LAP | SECTOR 1 | SECTOR 2 | SECTOR 3 | LAP TIME | MPH | DIFF | TIME OF DAY | | | |
| 1 - | OUTLAP | 74.4 | 57.750 | 69.2 | 29.547 | 94.7 | 2:09.155 | 67.82 | 11.233 | 10:44:13.829 |
| 2 - | 36.895 | 79.9 | 57.961 | 62.6 | 29.215 | 95.4 | 2:04.071 | 70.60 | 6.149 | 10:46:17.900 |
| 3 - | 36.880 | 78.7 | 55.395 | 65.4 | 29.483 | 96.4 | 2:01.758 (3) | 71.94 | 3.836 | 10:48:19.658 |
| 4 - | 52.151 | 40.4 | 1:40.063 | 39.4 | IN PIT | | 14:31.500 P | 10.05 | 12:33.578 | 11:02:51.158 |
| 5 - | OUTLAP | 74.3 | 53.552 | 73.5 | 29.196 | 97.3 | 2:03.985 | 70.65 | 6.063 | 11:04:55.143 |
| 6 - | 35.968 | 79.5 | 54.212 | 68.8 | 28.428 | 97.5 | 1:58.608 (2) | 73.85 | 0.686 | 11:06:53.751 |
| 7 - | 36.516 | 78.3 | 52.759 | 69.7 | 28.647 | 96.9 | 1:57.922 (1) | 74.28 | | 11:08:51.673 |

| P32 28 D2 | | Colin MCKAY | | | Gemini Mk2 | | |
|---------------------------|----------|--------------------------|----------|----------|--------------------|------|-------------|
| IDEAL LAP TIME : 1:57.794 | | BEST LAP TIME : 1:58.479 | | | DIFFERENCE : 0.685 | | |
| LAP | SECTOR 1 | SECTOR 2 | SECTOR 3 | LAP TIME | MPH | DIFF | TIME OF DAY |



Legends of Brands Hatch Superprix

HSCC Historic Formula Junior

QUALIFYING - RACE 4 - SECTOR ANALYSIS

SECTOR 1 = FL to I1, SECTOR 2 = I1 to I2, SECTOR 3 = I2 to FL, DIFF = Difference To Personal Best Lap, P = Crossed Finish Line in Pit Lane, D = Time Disallowed

| | | | | | | | | | | |
|-----|---------------|-------------|--------|------|--------|--------------|---------------------|--------------|--------|---------------------|
| 1 - | OUTLAP | 71.5 | 58.565 | 68.4 | 29.598 | 100.1 | 2:13.671 | 65.53 | 15.192 | 10:44:35.105 |
| 2 - | 36.729 | 83.2 | 53.720 | 68.2 | 28.240 | 100.4 | 1:58.689 (2) | 73.80 | 0.210 | 10:46:33.794 |
| 3 - | 36.612 | 84.6 | 53.212 | 65.4 | 28.655 | 100.7 | 1:58.479 (1) | 73.93 | | 10:48:32.273 |

| P33 | 72 E2 | Tom DE GRES | | | | Cooper T59 | | | | | |
|---------------------------|---------------|--------------------------|---------------|-------------|--------------------|--------------|---------------------|--------------|-------|---------------------|--------------|
| IDEAL LAP TIME : 1:57.841 | | BEST LAP TIME : 1:58.851 | | | DIFFERENCE : 1.010 | | | | | | |
| LAP | SECTOR 1 | SECTOR 2 | SECTOR 3 | LAP TIME | MPH | DIFF | TIME OF DAY | | | | |
| 1 - | OUTLAP | 78.2 | 55.986 | 61.9 | 29.325 | 98.5 | 2:08.810 | 68.00 | 9.959 | 10:44:14.199 | |
| 2 - | 37.312 | 81.5 | 56.144 | 61.9 | 28.672 | 102.6 | 2:02.128 | 71.72 | 3.277 | 10:46:16.327 | |
| 3 - | 36.745 | 76.9 | 56.487 | 58.1 | 33.211 | 90.4 | 2:06.443 | 69.27 | 7.592 | 10:48:22.770 | |
| 4 - | 50.433 | 38.6 | 1:37.373 | 39.1 | IN PIT | | 11:28.174 | P | 12.72 | 9:29.323 | 10:59:50.944 |
| 5 - | OUTLAP | 81.6 | 53.941 | 75.6 | 28.608 | 102.1 | 2:06.958 | 68.99 | 8.107 | 11:01:57.902 | |
| 6 - | 36.900 | 77.6 | 56.433 | 74.4 | 27.500 | 103.8 | 2:00.833 (3) | 72.49 | 1.982 | 11:03:58.735 | |
| 7 - | 37.059 | 77.4 | 53.596 | 69.9 | 28.196 | 103.4 | 1:58.851 (1) | 73.70 | | 11:05:57.586 | |
| 8 - | 36.794 | 81.9 | 54.887 | 72.0 | 28.275 | 103.0 | 1:59.956 (2) | 73.02 | 1.105 | 11:07:57.542 | |

| P34 | 137 C2 | James McBRIEN | | | | Elva 200 | | | | | |
|------------------|---------------|--------------------------|----------|---------------------|--------------|----------|--------------|----------|-------|---------------------|--------------|
| IDEAL LAP TIME : | | BEST LAP TIME : 2:00.076 | | | DIFFERENCE : | | | | | | |
| LAP | SECTOR 1 | SECTOR 2 | SECTOR 3 | LAP TIME | MPH | DIFF | TIME OF DAY | | | | |
| 1 - | | | | 2:00.076 (1) | 72.95 | | | | | 10:45:58.936 | |
| 2 - | | | | 2:01.042 (2) | 72.37 | 0.966 | 10:47:59.978 | | | | |
| 3 - | | | | 2:01.609 | 72.03 | 1.533 | 10:50:01.587 | | | | |
| 4 - | | | | IN PIT | | | 9:29.536 | P | 15.38 | 7:29.460 | 10:59:31.123 |
| 5 - | OUTLAP | | | 2:07.977 | 68.44 | 7.901 | 11:01:39.101 | | | | |
| 6 - | | | | 2:05.085 | 70.03 | 5.009 | 11:03:44.186 | | | | |
| 7 - | | | | 2:02.822 | 71.32 | 2.746 | 11:05:47.008 | | | | |
| 8 - | | | | 2:01.446 (3) | 72.12 | 1.370 | 11:07:48.454 | | | | |

| P35 | 35 D2 | John HUTCHISON Jr | | | | Envoy Mk1 | | | | | |
|---------------------------|---------------|--------------------------|---------------|-------------|--------------------|--------------|---------------------|--------------|--------|---------------------|--------------|
| IDEAL LAP TIME : 1:59.807 | | BEST LAP TIME : 2:00.413 | | | DIFFERENCE : 0.606 | | | | | | |
| LAP | SECTOR 1 | SECTOR 2 | SECTOR 3 | LAP TIME | MPH | DIFF | TIME OF DAY | | | | |
| 1 - | OUTLAP | 69.6 | 1:01.237 | 59.2 | 30.920 | 96.9 | 2:22.431 | 61.50 | 22.018 | 10:43:40.665 | |
| 2 - | 41.757 | 80.8 | 56.269 | 68.4 | 28.946 | 98.9 | 2:06.972 | 68.99 | 6.559 | 10:45:47.637 | |
| 3 - | 38.322 | 81.9 | 55.639 | 72.0 | 28.761 | 99.7 | 2:02.722 (3) | 71.37 | 2.309 | 10:47:50.359 | |
| 4 - | 37.262 | 81.9 | 55.492 | 73.5 | 28.357 | 100.1 | 2:01.111 (2) | 72.32 | 0.698 | 10:49:51.470 | |
| 5 - | 39.584 | 61.1 | 1:04.592 | 59.8 | IN PIT | | 10:08.225 | P | 14.40 | 8:07.812 | 10:59:59.695 |
| 6 - | OUTLAP | 75.6 | 57.759 | 71.6 | 28.644 | 101.8 | 2:11.608 | 66.56 | 11.195 | 11:02:11.303 | |
| 7 - | 37.399 | 80.8 | 57.216 | 71.6 | 28.379 | 100.7 | 2:02.994 | 71.22 | 2.581 | 11:04:14.297 | |
| 8 - | 37.664 | 83.1 | 54.188 | 75.4 | 28.561 | 101.9 | 2:00.413 (1) | 72.74 | | 11:06:14.710 | |

| P36 | 160 7c | Elliott HANN | | | | Cooper T41 | | | | | |
|---------------------------|---------------|--------------------------|---------------|-------------|--------------------|--------------|---------------------|--------------|--------|---------------------|--------------|
| IDEAL LAP TIME : 2:00.258 | | BEST LAP TIME : 2:01.016 | | | DIFFERENCE : 0.758 | | | | | | |
| LAP | SECTOR 1 | SECTOR 2 | SECTOR 3 | LAP TIME | MPH | DIFF | TIME OF DAY | | | | |
| 1 - | OUTLAP | 60.3 | 58.927 | 65.2 | 30.651 | 99.7 | 2:13.866 | 65.43 | 12.850 | 10:44:07.667 | |
| 2 - | 37.074 | 81.5 | 57.382 | 68.3 | 31.384 | 94.7 | 2:05.840 | 69.61 | 4.824 | 10:46:13.507 | |
| 3 - | 37.921 | 74.4 | 59.697 | 61.7 | 31.409 | 103.4 | 2:09.027 | 67.89 | 8.011 | 10:48:22.534 | |
| 4 - | 50.343 | 40.1 | 1:36.536 | 37.3 | IN PIT | | 11:35.600 | P | 12.59 | 9:34.584 | 10:59:58.134 |
| 5 - | OUTLAP | 72.2 | 59.801 | 67.9 | 28.954 | 104.3 | 2:12.441 | 66.14 | 11.425 | 11:02:10.575 | |
| 6 - | 36.528 | 79.6 | 59.784 | 73.1 | 28.638 | 105.6 | 2:04.950 (3) | 70.10 | 3.934 | 11:04:15.525 | |
| 7 - | 37.286 | 82.1 | 55.447 | 74.0 | 28.283 | 105.3 | 2:01.016 (1) | 72.38 | | 11:06:16.541 | |
| 8 - | 37.126 | 83.6 | 55.850 | 74.7 | 29.103 | 103.8 | 2:02.079 (2) | 71.75 | 1.063 | 11:08:18.620 | |

| P37 | 26 B2 | Roger DEXTER | | | | Elva 100 DKW | | | | |
|---------------------------|--------------|--------------------------|----------|----------|--------------------|--------------|-------------|-------|--------|--------------|
| IDEAL LAP TIME : 2:01.755 | | BEST LAP TIME : 2:02.220 | | | DIFFERENCE : 0.465 | | | | | |
| LAP | SECTOR 1 | SECTOR 2 | SECTOR 3 | LAP TIME | MPH | DIFF | TIME OF DAY | | | |
| 1 - | OUTLAP | 67.1 | 1:00.498 | 60.3 | 31.269 | 88.4 | 2:18.446 | 63.27 | 16.226 | 10:43:58.789 |
| 2 - | 39.976 | 74.1 | 58.482 | 61.2 | 30.783 | 89.5 | 2:09.241 | 67.77 | 7.021 | 10:46:08.030 |

Weather / Track : Sunny / Dry

Brands Hatch GP

Circuit Length = 2.4332 miles

Start: 10:40 Flag 11:07 End: 11:09



Legends of Brands Hatch Superprix

HSCC Historic Formula Junior

QUALIFYING - RACE 4 - SECTOR ANALYSIS

SECTOR 1 = FL to I1, SECTOR 2 = I1 to I2, SECTOR 3 = I2 to FL, DIFF = Difference To Personal Best Lap, P = Crossed Finish Line in Pit Lane, D = Time Disallowed

| | | | | | | | | | | |
|-----|---------------|------|---------------|-------------|---------------|-------------|---------------------|--------------|----------|---------------------|
| 3 - | 38.660 | 74.3 | 56.616 | 67.5 | 29.674 | 93.0 | 2:04.950 (3) | 70.10 | 2.730 | 10:48:12.980 |
| 4 - | 52.741 | 41.6 | 1:40.032 | 39.6 | IN PIT | | 11:43.836 P | 12.44 | 9:41.616 | 10:59:56.816 |
| 5 - | OUTLAP | 72.2 | 59.582 | 63.0 | 31.799 | 90.3 | 2:14.970 | 64.90 | 12.750 | 11:02:11.786 |
| 6 - | 38.683 | 64.2 | 1:02.368 | 66.3 | 29.433 | 94.5 | 2:10.484 | 67.13 | 8.264 | 11:04:22.270 |
| 7 - | 38.734 | 76.6 | 55.609 | 67.3 | 29.386 | 93.5 | 2:03.729 (2) | 70.79 | 1.509 | 11:06:25.999 |
| 8 - | 36.760 | 74.4 | 55.715 | 59.3 | 29.745 | 93.8 | 2:02.220 (1) | 71.67 | | 11:08:28.219 |

P38 31 C2 Peter EDBROOKE Lotus 18

IDEAL LAP TIME : 2:12.392 BEST LAP TIME : 2:12.392 DIFFERENCE : 0.000

| LAP | SECTOR 1 | SECTOR 2 | SECTOR 3 | LAP TIME | MPH | DIFF | TIME OF DAY | | | |
|-----|---------------|-------------|-----------------|-------------|---------------|-------------|---------------------|--------------|----------|---------------------|
| 1 - | OUTLAP | 66.9 | 1:07.900 | 52.5 | 33.239 | 91.3 | 2:30.153 | 58.33 | 17.761 | 10:44:32.518 |
| 2 - | 43.701 | 66.4 | 1:05.887 | 54.6 | 32.187 | 91.4 | 2:21.775 | 61.78 | 9.383 | 10:46:54.293 |
| 3 - | 45.303 | 56.4 | 1:04.107 | 54.3 | 31.363 | 93.2 | 2:20.773 (3) | 62.22 | 8.381 | 10:49:15.066 |
| 4 - | 42.385 | 68.4 | 1:09.714 | 40.4 | IN PIT | | 10:32.326 P | 13.85 | 8:19.934 | 10:59:47.392 |
| 5 - | OUTLAP | 61.8 | 1:06.506 | 63.9 | 31.476 | 90.8 | 2:28.617 | 58.94 | 16.225 | 11:02:16.009 |
| 6 - | 42.050 | 56.0 | 1:09.095 | 58.9 | 32.548 | 88.6 | 2:23.693 | 60.96 | 11.301 | 11:04:39.702 |
| 7 - | 42.703 | 65.2 | 1:03.558 | 53.6 | 32.443 | 90.4 | 2:18.704 (2) | 63.15 | 6.312 | 11:06:58.406 |
| 8 - | 41.784 | 61.1 | 1:00.069 | 62.5 | 30.539 | 87.9 | 2:12.392 (1) | 66.16 | | 11:09:10.798 |

P39 39 C1 David WALKER Lotus 18

IDEAL LAP TIME : 2:14.726 BEST LAP TIME : 2:15.969 DIFFERENCE : 1.243

| LAP | SECTOR 1 | SECTOR 2 | SECTOR 3 | LAP TIME | MPH | DIFF | TIME OF DAY | | | |
|-----|----------|-------------|-----------------|-------------|---------------|-------------|---------------------|--------------|----------|---------------------|
| 1 - | OUTLAP | 60.5 | 1:06.937 | 57.6 | 33.215 | 92.5 | 2:26.835 | 59.65 | 10.866 | 10:44:17.653 |
| 2 - | 43.754 | 70.2 | 1:03.446 | 63.4 | 31.443 | 91.6 | 2:18.643 (3) | 63.18 | 2.674 | 10:46:36.296 |
| 3 - | 42.971 | 71.7 | 1:02.192 | 61.3 | 31.683 | 91.9 | 2:16.846 (2) | 64.01 | 0.877 | 10:48:53.142 |
| 4 - | 45.318 | 64.9 | 1:04.209 | 44.2 | IN PIT | | 10:38.223 P | 13.72 | 8:22.254 | 10:59:31.365 |
| 5 - | OUTLAP | 58.8 | 1:04.495 | 65.6 | 31.667 | 99.7 | 2:23.945 | 60.85 | 7.976 | 11:01:55.310 |
| 6 - | 43.743 | 56.4 | 1:09.463 | 66.5 | 30.915 | 95.0 | 2:24.121 | 60.78 | 8.152 | 11:04:19.431 |
| 7 - | 43.693 | 74.0 | 1:01.070 | 64.9 | 31.206 | 94.1 | 2:15.969 (1) | 64.42 | | 11:06:35.400 |

Sheet No:



Legends of Brands Hatch Superprix

HSCC Historic Formula Junior

QUALIFYING - RACE 4 - BEST SECTORS

| SECTOR 1 | | | SECTOR 2 | | | SECTOR 3 | | | IDEAL / BEST COMPARISON | | | | | | |
|----------|-----|--------------|----------|-----|--------------|----------|-----|--------------|-------------------------|-----|-----|--------------------|-----------------|----------|-------|
| POS | NO | NAME | TIME | NO | NAME | TIME | NO | NAME | TIME | POS | NO | NAME | IDEAL | BEST | DIFF |
| | | | | | | | | | | | | PERFECT LAP | 1:40.308 | | |
| 1 | 96 | DE SILVA | 31.462 | 96 | DE SILVA | 45.142 | 10 | DARK | 23.704 | 1 | 96 | | 1:40.572 | 1:40.572 | 0.000 |
| 2 | 79 | HIBBERD | 31.765 | 75 | MORTON | 45.264 | 96 | DE SILVA | 23.968 | 2 | 79 | | 1:41.469 | 1:41.469 | 0.000 |
| 3 | 75 | MORTON | 31.850 | 53 | WILSON | 45.515 | 79 | HIBBERD | 24.123 | 3 | 75 | | 1:41.528 | 1:41.803 | 0.275 |
| 4 | 10 | DARK | 32.154 | 79 | HIBBERD | 45.581 | 53 | WILSON | 24.153 | 4 | 53 | | 1:41.856 | 1:41.951 | 0.095 |
| 5 | 53 | WILSON | 32.188 | 10 | DARK | 46.364 | 75 | MORTON | 24.414 | 5 | 10 | | 1:42.222 | 1:42.444 | 0.222 |
| 6 | 122 | RUSSELL | 32.494 | 181 | THORNTON | 46.772 | 181 | THORNTON | 24.530 | 6 | 181 | | 1:44.094 | 1:45.882 | 1.788 |
| 7 | 181 | THORNTON | 32.792 | 2 | JOLLEY | 46.860 | 34 | WILSON | 24.535 | 7 | 2 | | 1:45.114 | 1:45.114 | 0.000 |
| 8 | 58 | SMEETON | 32.865 | 93 | ERNST | 47.230 | 2 | JOLLEY | 24.877 | 8 | 34 | | 1:45.275 | 1:45.477 | 0.202 |
| 9 | 93 | ERNST | 33.028 | 34 | WILSON | 47.380 | 58 | SMEETON | 25.045 | 9 | 58 | | 1:45.566 | 1:45.797 | 0.231 |
| 10 | 133 | DRAKE | 33.170 | 63 | MARTIN | 47.457 | 133 | DRAKE | 25.063 | 10 | 133 | | 1:45.760 | 1:46.145 | 0.385 |
| 11 | 34 | WILSON | 33.360 | 133 | DRAKE | 47.527 | 122 | RUSSELL | 25.157 | 11 | 122 | | 1:45.817 | 1:46.454 | 0.637 |
| 12 | 2 | JOLLEY | 33.377 | 58 | SMEETON | 47.656 | 61 | BEAUMONT | 25.202 | 12 | 93 | | 1:45.857 | 1:46.310 | 0.453 |
| 13 | 8 | MORTON | 33.662 | 61 | BEAUMONT | 48.135 | 63 | MARTIN | 25.269 | 13 | 63 | | 1:46.665 | 1:47.039 | 0.374 |
| 14 | 63 | MARTIN | 33.939 | 122 | RUSSELL | 48.166 | 8 | MORTON | 25.578 | 14 | 8 | | 1:47.729 | 1:47.729 | 0.000 |
| 15 | 5 | LONGDON | 33.957 | 51 | HIBBERD | 48.431 | 93 | ERNST | 25.599 | 15 | 61 | | 1:47.838 | 1:47.936 | 0.098 |
| 16 | 37 | TAYLOR | 33.966 | 5 | LONGDON | 48.448 | 5 | LONGDON | 25.722 | 16 | 5 | | 1:48.127 | 1:48.140 | 0.013 |
| 17 | 76 | DURLING | 34.076 | 8 | MORTON | 48.489 | 85 | CHISHOLM | 25.756 | 17 | 51 | | 1:48.867 | 1:48.867 | 0.000 |
| 18 | 51 | HIBBERD | 34.363 | 196 | DE SILVA | 49.069 | 76 | DURLING | 25.867 | 18 | 76 | | 1:49.138 | 1:50.255 | 1.117 |
| 19 | 196 | DE SILVA | 34.374 | 76 | DURLING | 49.195 | 196 | DE SILVA | 25.964 | 19 | 196 | | 1:49.407 | 1:49.838 | 0.431 |
| 20 | 61 | BEAUMONT | 34.501 | 37 | TAYLOR | 49.254 | 51 | HIBBERD | 26.073 | 20 | 37 | | 1:49.767 | 1:50.274 | 0.507 |
| 21 | 25 | TART | 34.603 | 85 | CHISHOLM | 49.815 | 25 | TART | 26.199 | 21 | 85 | | 1:50.310 | 1:50.737 | 0.427 |
| 22 | 85 | CHISHOLM | 34.739 | 25 | TART | 50.048 | 30 | PLANTE | 26.295 | 22 | 25 | | 1:50.850 | 1:51.686 | 0.836 |
| 23 | 147 | McCARTHY | 34.921 | 10 | WALKER | 50.077 | 147 | McCARTHY | 26.371 | 23 | 30 | | 1:51.635 | 1:51.921 | 0.286 |
| 24 | 30 | GRIFFITHS | 34.942 | 30 | GRIFFITHS | 50.079 | 37 | TAYLOR | 26.547 | 24 | 147 | | 1:51.767 | 1:52.069 | 0.302 |
| 25 | 30 | PLANTE | 34.968 | 30 | PLANTE | 50.372 | 65 | FERRIS | 26.608 | 25 | 30 | | 1:51.947 | 1:52.540 | 0.593 |
| 26 | 65 | FERRIS | 35.303 | 147 | McCARTHY | 50.475 | 10 | WALKER | 26.709 | 26 | 10 | | 1:52.105 | 1:52.628 | 0.523 |
| 27 | 10 | WALKER | 35.319 | 43 | SIMMONDS | 51.319 | 30 | GRIFFITHS | 26.926 | 27 | 65 | | 1:54.293 | 1:55.790 | 1.497 |
| 28 | 43 | SIMMONDS | 35.958 | 65 | FERRIS | 52.382 | 43 | SIMMONDS | 27.388 | 28 | 43 | | 1:54.665 | 1:55.275 | 0.610 |
| 29 | 33 | TIZZARD | 35.968 | 140 | PICKERING | 52.617 | 72 | DE GRES | 27.500 | 29 | 33 | | 1:57.155 | 1:57.922 | 0.767 |
| 30 | 160 | HANN | 36.528 | 33 | TIZZARD | 52.759 | 140 | PICKERING | 27.951 | 30 | 140 | | 1:57.347 | 1:57.549 | 0.202 |
| 31 | 28 | MCKAY | 36.612 | 28 | MCKAY | 53.109 | 28 | MCKAY | 28.073 | 31 | 28 | | 1:57.794 | 1:58.479 | 0.685 |
| 32 | 72 | DE GRES | 36.745 | 72 | DE GRES | 53.596 | 160 | HANN | 28.283 | 32 | 72 | | 1:57.841 | 1:58.851 | 1.010 |
| 33 | 26 | DEXTER | 36.760 | 35 | HUTCHISON Jr | 54.188 | 35 | HUTCHISON Jr | 28.357 | 33 | 35 | | 1:59.807 | 2:00.413 | 0.606 |
| 34 | 140 | PICKERING | 36.779 | 160 | HANN | 55.447 | 33 | TIZZARD | 28.428 | 34 | 160 | | 2:00.258 | 2:01.016 | 0.758 |
| 35 | 35 | HUTCHISON Jr | 37.262 | 26 | DEXTER | 55.609 | 26 | DEXTER | 29.386 | 35 | 26 | | 2:01.755 | 2:02.220 | 0.465 |
| 36 | 31 | EDBROOKE | 41.784 | 31 | EDBROOKE | 1:00.069 | 31 | EDBROOKE | 30.539 | 36 | 31 | | 2:12.392 | 2:12.392 | 0.000 |
| 37 | 39 | WALKER | 42.741 | 39 | WALKER | 1:01.070 | 39 | WALKER | 30.915 | 37 | 39 | | 2:14.726 | 2:15.969 | 1.243 |
| 38 | | | | | | | | | | 38 | 90 | | | 1:53.492 | |
| 39 | | | | | | | | | | 39 | 137 | | | 2:00.076 | |

Weather / Track : Sunny / Dry

Brands Hatch GP

Circuit Length = 2.4332 miles

Start: 10:40 Flag 11:07 End: 11:09

Results can be found at www.tsl-timing.com

Printed - 11:10 Saturday, 29 June 2019

Sheet No:



Legends of Brands Hatch Superprix

HSCC Historic Formula Junior

QUALIFYING - RACE 4 - BEST SPEEDS

| INTERMEDIATE 1 | | | | INTERMEDIATE 2 | | | FINISH LINE | | |
|----------------|-----|--------------|------|----------------|--------------|------|-------------|--------------|-------|
| POS | NO | NAME | MPH | NO | NAME | MPH | NO | NAME | MPH |
| 1 | 10 | DARK | 98.8 | 10 | DARK | 89.8 | 10 | DARK | 129.3 |
| 2 | 96 | DE SILVA | 97.3 | 93 | ERNST | 89.0 | 34 | WILSON | 125.4 |
| 3 | 79 | HIBBERD | 97.3 | 79 | HIBBERD | 88.4 | 2 | JOLLEY | 121.5 |
| 4 | 53 | WILSON | 97.3 | 53 | WILSON | 87.7 | 96 | DE SILVA | 118.5 |
| 5 | 2 | JOLLEY | 95.8 | 96 | DE SILVA | 87.1 | 53 | WILSON | 117.7 |
| 6 | 75 | MORTON | 95.4 | 75 | MORTON | 85.8 | 58 | SMEETON | 117.3 |
| 7 | 58 | SMEETON | 94.7 | 181 | THORNTON | 83.3 | 63 | MARTIN | 117.1 |
| 8 | 61 | BEAUMONT | 93.5 | 61 | BEAUMONT | 82.4 | 79 | HIBBERD | 116.3 |
| 9 | 122 | RUSSELL | 93.2 | 63 | MARTIN | 82.3 | 75 | MORTON | 116.1 |
| 10 | 63 | MARTIN | 92.9 | 147 | McCARTHY | 81.9 | 133 | DRAKE | 115.7 |
| 11 | 133 | DRAKE | 92.3 | 2 | JOLLEY | 81.6 | 122 | RUSSELL | 115.5 |
| 12 | 93 | ERNST | 92.3 | 196 | DE SILVA | 81.5 | 5 | LONGDON | 113.7 |
| 13 | 30 | PLANTE | 91.3 | 85 | CHISHOLM | 81.5 | 61 | BEAUMONT | 113.5 |
| 14 | 181 | THORNTON | 91.1 | 8 | MORTON | 80.8 | 51 | HIBBERD | 112.9 |
| 15 | 51 | HIBBERD | 91.1 | 58 | SMEETON | 80.2 | 181 | THORNTON | 112.5 |
| 16 | 76 | DURLING | 91.1 | 30 | PLANTE | 79.7 | 93 | ERNST | 112.2 |
| 17 | 34 | WILSON | 89.7 | 133 | DRAKE | 79.5 | 76 | DURLING | 112.2 |
| 18 | 25 | TART | 88.7 | 37 | TAYLOR | 79.4 | 147 | McCARTHY | 111.4 |
| 19 | 8 | MORTON | 88.6 | 34 | WILSON | 79.1 | 85 | CHISHOLM | 111.2 |
| 20 | 147 | McCARTHY | 88.6 | 65 | FERRIS | 79.0 | 10 | WALKER | 110.3 |
| 21 | 196 | DE SILVA | 88.5 | 30 | GRIFFITHS | 78.9 | 30 | PLANTE | 110.0 |
| 22 | 5 | LONGDON | 88.1 | 122 | RUSSELL | 78.5 | 8 | MORTON | 109.6 |
| 23 | 37 | TAYLOR | 88.1 | 51 | HIBBERD | 76.7 | 196 | DE SILVA | 109.6 |
| 24 | 85 | CHISHOLM | 87.0 | 25 | TART | 76.6 | 37 | TAYLOR | 109.2 |
| 25 | 140 | PICKERING | 86.5 | 5 | LONGDON | 76.1 | 25 | TART | 109.2 |
| 26 | 43 | SIMMONDS | 86.4 | 72 | DE GRES | 75.6 | 43 | SIMMONDS | 107.8 |
| 27 | 65 | FERRIS | 85.1 | 35 | HUTCHISON Jr | 75.4 | 65 | FERRIS | 107.3 |
| 28 | 28 | MCKAY | 84.6 | 76 | DURLING | 75.3 | 160 | HANN | 105.6 |
| 29 | 30 | GRIFFITHS | 84.4 | 160 | HANN | 74.7 | 30 | GRIFFITHS | 103.8 |
| 30 | 10 | WALKER | 84.2 | 10 | WALKER | 74.6 | 140 | PICKERING | 103.8 |
| 31 | 160 | HANN | 83.6 | 33 | TIZZARD | 73.5 | 72 | DE GRES | 103.8 |
| 32 | 35 | HUTCHISON Jr | 83.1 | 43 | SIMMONDS | 72.8 | 35 | HUTCHISON Jr | 101.9 |
| 33 | 72 | DE GRES | 81.9 | 140 | PICKERING | 71.0 | 28 | MCKAY | 100.7 |
| 34 | 33 | TIZZARD | 79.9 | 28 | MCKAY | 70.2 | 39 | WALKER | 99.7 |
| 35 | 26 | DEXTER | 76.8 | 26 | DEXTER | 67.5 | 33 | TIZZARD | 97.5 |
| 36 | 39 | WALKER | 74.0 | 39 | WALKER | 66.5 | 26 | DEXTER | 94.5 |
| 37 | 31 | EDBROOKE | 68.4 | 31 | EDBROOKE | 63.9 | 31 | EDBROOKE | 93.2 |
| 38 | | | | | | | | | |
| 39 | | | | | | | | | |

Weather / Track : Sunny / Dry

Results can be found at www.tsl-timing.com

Brands Hatch GP

Circuit Length = 2.4332 miles

Start: 10:40 Flag 11:07 End: 11:09

Printed - 11:10 Saturday, 29 June 2019

Sheet No:



Legends of Brands Hatch Superprix

HSCC Historic Formula Junior

QUALIFYING - RACE 4 - STATISTICS

Competitors Started 39
Planned Start 2019-06-29 @ 10:35:00.000
Actual Start 2019-06-29 @ 10:40:47.652
Finish Time 2019-06-29 @ 11:07:00.713
Track Length 2.4332mi.
Total Laps 327
Total Distance Covered 795.6856mi.

Session Fastest Lap History

| NO | CL | NAME | LAP TIME | TIME OF DAY | LAP | VEHICLE |
|----|----|------------------|----------|--------------|-----|-------------|
| 79 | E1 | Andrew HIBBERD | 1:43.351 | 10:44:30.565 | 2 | Lotus 22 |
| 96 | E1 | Timothy DE SILVA | 1:43.028 | 10:44:33.880 | 2 | Brabham BT2 |
| 53 | E1 | Sam WILSON | 1:42.826 | 10:44:37.834 | 2 | Lotus 20 |
| 53 | E1 | Sam WILSON | 1:42.051 | 11:02:52.478 | 8 | Lotus 20 |
| 53 | E1 | Sam WILSON | 1:41.951 | 11:06:16.992 | 10 | Lotus 20 |
| 79 | E1 | Andrew HIBBERD | 1:41.469 | 11:07:48.564 | 10 | Lotus 22 |
| 96 | E1 | Timothy DE SILVA | 1:40.572 | 11:07:49.141 | 10 | Brabham BT2 |

Flag History

| TYPE | TIME OF DAY |
|--------|--------------|
| GREEN | 10:40:47.652 |
| RED | 10:50:13.330 |
| GREEN | 10:58:58.599 |
| FINISH | 11:07:00.713 |

Flag Statistics

| TYPE | COUNT | TOTAL LAPS | TOTAL TIME |
|------------|-------|------------|------------|
| Green | 2 | 11 | 19:52.474 |
| Red | 1 | 0 | 8:45.269 |
| Safety Car | 0 | 0 | 0.000 |
| FCY | 0 | 0 | 0.000 |

Weather / Track : Sunny / Dry

These results are provisional until the conclusion of any judicial and technical matters.

Brands Hatch GP

Circuit Length = 2.4332 miles

Start: 10:40 Flag 11:07 End: 11:09

Clerk Of Course : Julian Floyd

Timekeeper : Nick Palmer

Sheet No:



Legends of Brands Hatch Superprix

HSCC Historic Formula Junior

QUALIFYING - RACE 4 - STATISTICS

CLASS : B2

7 Starters

Fastest Lap History

| NO | NAME | LAP TIME | TIME OF DAY | LAP | VEHICLE |
|-----|-----------------|----------|--------------|-----|----------------------|
| 25 | Andrew TART | 1:53.718 | 10:45:01.284 | 2 | Bond FJ 002 |
| 51 | Michael HIBBERD | 1:51.834 | 10:45:58.698 | 2 | Lola Mk2 |
| 133 | Chris DRAKE | 1:48.366 | 10:46:18.993 | 2 | Terrier Mk4 Series 1 |
| 133 | Chris DRAKE | 1:47.627 | 10:48:06.622 | 3 | Terrier Mk4 Series 1 |
| 133 | Chris DRAKE | 1:46.658 | 11:03:07.927 | 7 | Terrier Mk4 Series 1 |
| 133 | Chris DRAKE | 1:46.145 | 11:08:31.238 | 10 | Terrier Mk4 Series 1 |

Weather / Track : Sunny / Dry

These results are provisional until the conclusion of any judicial and technical matters.

Brands Hatch GP

Circuit Length = 2.4332 miles

Start: 10:40 Flag 11:07 End: 11:09

Clerk Of Course : Julian Floyd

Timekeeper : Nick Palmer

Sheet No:



Legends of Brands Hatch Superprix

HSCC Historic Formula Junior

QUALIFYING - RACE 4 - STATISTICS

CLASS : C1

1 Starters

Fastest Lap History

| NO | NAME | LAP TIME | TIME OF DAY | LAP | VEHICLE |
|----|--------------|-----------------|--------------|-----|----------|
| 39 | David WALKER | 2:18.643 | 10:46:36.315 | 2 | Lotus 18 |
| 39 | David WALKER | 2:16.846 | 10:48:53.160 | 3 | Lotus 18 |
| 39 | David WALKER | 2:15.969 | 11:06:35.418 | 7 | Lotus 18 |

Weather / Track : Sunny / Dry

These results are provisional until the conclusion of any judicial and technical matters.

Brands Hatch GP

Circuit Length = 2.4332 miles

Start: 10:40 Flag 11:07 End: 11:09

Clerk Of Course : Julian Floyd

Timekeeper : Nick Palmer

Sheet No:



Legends of Brands Hatch Superprix

HSCC Historic Formula Junior

QUALIFYING - RACE 4 - STATISTICS

CLASS : C2

8 Starters

Fastest Lap History

| NO | NAME | LAP TIME | TIME OF DAY | LAP | VEHICLE |
|----|---------------|-----------------|--------------|-----|------------|
| 43 | Ian SIMMONDS | 1:56.203 | 10:45:05.415 | 2 | Envoy Mk1 |
| 37 | Andrew TAYLOR | 1:51.719 | 10:45:16.103 | 2 | Cooper T56 |
| 37 | Andrew TAYLOR | 1:50.659 | 10:48:58.649 | 4 | Cooper T56 |
| 37 | Andrew TAYLOR | 1:50.283 | 11:02:53.931 | 7 | Cooper T56 |
| 37 | Andrew TAYLOR | 1:50.274 | 11:08:26.585 | 10 | Cooper T56 |

Weather / Track : Sunny / Dry

These results are provisional until the conclusion of any judicial and technical matters.

Brands Hatch GP

Circuit Length = 2.4332 miles

Start: 10:40 Flag 11:07 End: 11:09

Clerk Of Course : Julian Floyd

Timekeeper : Nick Palmer

Sheet No:



Legends of Brands Hatch Superprix

HSCC Historic Formula Junior

QUALIFYING - RACE 4 - STATISTICS

CLASS : D2

5 Starters

Fastest Lap History

| NO | NAME | LAP TIME | TIME OF DAY | LAP | VEHICLE |
|----|-------------------|----------|--------------|-----|-------------|
| 35 | John HUTCHISON Jr | 2:06.972 | 10:45:47.667 | 2 | Envoy Mk1 |
| 5 | Robin LONGDON | 1:53.014 | 10:45:48.655 | 2 | Lola Mk3 |
| 85 | John CHISHOLM | 1:51.185 | 10:46:12.925 | 2 | Gemini Mk3A |
| 63 | Laine MARTIN | 1:50.722 | 10:47:46.465 | 3 | Lotus 20 |
| 5 | Robin LONGDON | 1:49.620 | 10:49:30.398 | 4 | Lola Mk3 |
| 63 | Laine MARTIN | 1:49.235 | 10:49:35.700 | 4 | Lotus 20 |
| 63 | Laine MARTIN | 1:48.216 | 11:03:03.742 | 7 | Lotus 20 |
| 63 | Laine MARTIN | 1:48.014 | 11:04:51.756 | 8 | Lotus 20 |
| 63 | Laine MARTIN | 1:47.039 | 11:06:38.796 | 9 | Lotus 20 |

Weather / Track : Sunny / Dry

These results are provisional until the conclusion of any judicial and technical matters.

Brands Hatch GP

Circuit Length = 2.4332 miles

Start: 10:40 Flag 11:07 End: 11:09

Clerk Of Course : Julian Floyd

Timekeeper : Nick Palmer

Sheet No:



Legends of Brands Hatch Superprix

HSCC Historic Formula Junior

QUALIFYING - RACE 4 - STATISTICS

CLASS : E1

12 Starters

Fastest Lap History

| NO | NAME | LAP TIME | TIME OF DAY | LAP | VEHICLE |
|----|------------------|----------|--------------|-----|-------------|
| 79 | Andrew HIBBERD | 1:43.351 | 10:44:30.565 | 2 | Lotus 22 |
| 96 | Timothy DE SILVA | 1:43.028 | 10:44:33.880 | 2 | Brabham BT2 |
| 53 | Sam WILSON | 1:42.826 | 10:44:37.834 | 2 | Lotus 20 |
| 53 | Sam WILSON | 1:42.051 | 11:02:52.478 | 8 | Lotus 20 |
| 53 | Sam WILSON | 1:41.951 | 11:06:16.992 | 10 | Lotus 20 |
| 79 | Andrew HIBBERD | 1:41.469 | 11:07:48.564 | 10 | Lotus 22 |
| 96 | Timothy DE SILVA | 1:40.572 | 11:07:49.141 | 10 | Brabham BT2 |

Weather / Track : Sunny / Dry

These results are provisional until the conclusion of any judicial and technical matters.

Brands Hatch GP

Circuit Length = 2.4332 miles

Start: 10:40 Flag 11:07 End: 11:09

Clerk Of Course : Julian Floyd

Timekeeper : Nick Palmer

Sheet No:



Legends of Brands Hatch Superprix

HSCC Historic Formula Junior

QUALIFYING - RACE 4 - STATISTICS

CLASS : E2

1 Starters

Fastest Lap History

| NO | NAME | LAP TIME | TIME OF DAY | LAP | VEHICLE |
|----|-------------|-----------------|--------------|-----|------------|
| 72 | Tom DE GRES | 2:02.128 | 10:46:16.344 | 2 | Cooper T59 |
| 72 | Tom DE GRES | 2:00.833 | 11:03:58.753 | 6 | Cooper T59 |
| 72 | Tom DE GRES | 1:58.851 | 11:05:57.604 | 7 | Cooper T59 |

Weather / Track : Sunny / Dry

These results are provisional until the conclusion of any judicial and technical matters.

Brands Hatch GP

Circuit Length = 2.4332 miles

Start: 10:40 Flag 11:07 End: 11:09

Clerk Of Course : Julian Floyd

Timekeeper : Nick Palmer

Sheet No:



Legends of Brands Hatch Superprix

HSCC Historic Formula Junior

QUALIFYING - RACE 4 - STATISTICS

CLASS : 7c

1 Starters

Fastest Lap History

| NO | NAME | LAP TIME | TIME OF DAY | LAP | VEHICLE |
|-----|--------------|----------|--------------|-----|------------|
| 160 | Elliott HANN | 2:05.840 | 10:46:13.523 | 2 | Cooper T41 |
| 160 | Elliott HANN | 2:04.950 | 11:04:15.539 | 6 | Cooper T41 |
| 160 | Elliott HANN | 2:01.016 | 11:06:16.556 | 7 | Cooper T41 |

Weather / Track : Sunny / Dry

These results are provisional until the conclusion of any judicial and technical matters.

Brands Hatch GP

Circuit Length = 2.4332 miles

Start: 10:40 Flag 11:07 End: 11:09

Clerk Of Course : Julian Floyd

Timekeeper : Nick Palmer

Sheet No:



Legends of Brands Hatch Superprix

HSCC Historic Formula Junior

QUALIFYING - RACE 4 - STATISTICS

CLASS : 7b

3 Starters

Fastest Lap History

| NO | NAME | LAP TIME | TIME OF DAY | LAP | VEHICLE |
|----|----------|-----------------|--------------|-----|------------|
| 10 | Tom DARK | 1:52.383 | 10:46:10.912 | 2 | Cooper T51 |
| 10 | Tom DARK | 1:47.905 | 10:47:58.817 | 3 | Cooper T51 |
| 10 | Tom DARK | 1:45.580 | 10:49:44.397 | 4 | Cooper T51 |
| 10 | Tom DARK | 1:42.444 | 11:02:53.730 | 7 | Cooper T51 |

Weather / Track : Sunny / Dry

These results are provisional until the conclusion of any judicial and technical matters.

Brands Hatch GP

Circuit Length = 2.4332 miles

Start: 10:40 Flag 11:07 End: 11:09

Clerk Of Course : Julian Floyd

Timekeeper : Nick Palmer

Sheet No:



Legends of Brands Hatch Superprix

HSCC Historic Formula Junior

QUALIFYING - RACE 4 - STATISTICS

CLASS : 9

1 Starters

Fastest Lap History

| NO | NAME | LAP TIME | TIME OF DAY | LAP | VEHICLE |
|----|------------|----------|--------------|-----|------------|
| 30 | Guy PLANTE | 1:54.344 | 10:45:41.388 | 2 | Cooper T45 |
| 30 | Guy PLANTE | 1:53.885 | 10:47:35.273 | 3 | Cooper T45 |
| 30 | Guy PLANTE | 1:51.921 | 11:05:29.427 | 8 | Cooper T45 |

Weather / Track : Sunny / Dry

These results are provisional until the conclusion of any judicial and technical matters.

Brands Hatch GP

Circuit Length = 2.4332 miles

Start: 10:40 Flag 11:07 End: 11:09

Clerk Of Course : Julian Floyd

Timekeeper : Nick Palmer

Sheet No:



Legends of Brands Hatch Superprix

HSCC Historic Formula Junior

RACE 4 - GRID (20 minutes)

| | | | | | | |
|-------------|----|-----|-------------------------------|----|-----|-------------------------------|
| ROW 18 | 35 | 39 | 2:15.969 David WALKER | | | |
| ROW 17 | 33 | 26 | 2:02.220 Roger DEXTER | 34 | 31 | 2:12.392 Peter EDBROOKE |
| ROW 16 | 31 | 137 | 2:00.076 James McBRIEN | 32 | 35 | 2:00.413 John HUTCHISON Jr |
| ROW 15 | 29 | 28 | 1:58.479 Colin MCKAY | 30 | 72 | 1:58.851 Tom DE GRES |
| ROW 14 | 27 | 140 | 1:57.549 Keith PICKERING | 28 | 33 | 1:57.922 Stuart TIZZARD |
| ROW 13 | 25 | 43 | 1:55.275 Ian SIMMONDS | 26 | 65 | 1:55.790 Richard FERRIS |
| ROW 12 | 23 | 11 | 1:53.386 Nick TAYLOR | 24 | 90 | 1:53.492 Andrew HAYDEN |
| ROW 11 | 21 | 30 | 1:52.540 Trevor GRIFFITHS | 22 | 10 | 1:52.628 Mike WALKER |
| ROW 10 | 19 | 25 | 1:51.686 Andrew TART | 20 | 147 | 1:52.069 Clinton McCARTHY |
| ROW 9 | 17 | 37 | 1:50.274 Andrew TAYLOR | 18 | 85 | 1:50.737 John CHISHOLM |
| ROW 8 | 15 | 196 | 1:49.838 Harindra DE SILVA | 16 | 76 | 1:50.255 Simon DURLING |
| ROW 7 | 13 | 5 | 1:48.140 Robin LONGDON | 14 | 51 | 1:48.867 Michael HIBBERD |
| ROW 6 | 11 | 8 | 1:47.729 Alex MORTON | 12 | 61 | 1:47.936 Andrew BEAUMONT |
| ROW 5 | 9 | 122 | 1:46.454 James RUSSELL | 10 | 63 | 1:47.039 Laine MARTIN |
| ROW 4 | 7 | 133 | 1:46.145 Chris DRAKE | 8 | 93 | 1:46.310 Rudolf ERNST |
| ROW 3 | 5 | 58 | 1:45.797 Richard SMEETON | 6 | 181 | 1:45.882 Greg THORNTON |
| ROW 2 | 3 | 75 | 1:41.803 Pete MORTON | 4 | 53 | 1:41.951 Sam WILSON |
| ROW 1 | 1 | 96 | 1:40.572 Timothy DE SILVA | 2 | 79 | 1:41.469 Andrew HIBBERD |
| Pole | | | | | | |
| | | | | | | |

Brands Hatch GP
Circuit Length = 2.4332 miles

These results are provisional until the conclusion of any judicial and technical matters.

Clerk Of Course :

Timekeeper : Nick Palmer

Sheet No:



Legends of Brands Hatch Superprix

HSCC Historic Formula Junior

RACE 4 - CLASSIFICATION

| POS | NO | CL | PIC NAME | ENTRY | LAPS | TIME | GAP | DIFF | MPH | BEST | ON |
|-----|-----|----|---------------------|----------------------|------|-----------|----------|----------|-------|----------|----|
| 1 | 96 | E1 | 1 Timothy DE SILVA | Brabham BT2 | 12 | 20:38.463 | | | 84.87 | 1:42.328 | 11 |
| 2 | 79 | E1 | 2 Andrew HIBBERD | Lotus 22 | 12 | 20:39.302 | 0.839 | 0.839 | 84.82 | 1:42.251 | 12 |
| 3 | 53 | E1 | 3 Sam WILSON | Lotus 20 | 12 | 20:50.106 | 11.643 | 10.804 | 84.08 | 1:42.273 | 6 |
| 4 | 181 | E1 | 4 Greg THORNTON | Lotus 20/22 | 12 | 21:11.737 | 33.274 | 21.631 | 82.65 | 1:44.872 | 3 |
| 5 | 93 | E1 | 5 Rudolf ERNST | Lotus 22 | 12 | 21:33.399 | 54.936 | 21.662 | 81.27 | 1:45.841 | 10 |
| 6 | 133 | B2 | 1 Chris DRAKE | Terrier Mk4 Series 1 | 12 | 21:34.876 | 56.413 | 1.477 | 81.18 | 1:46.746 | 4 |
| 7 | 61 | E1 | 6 Andrew BEAUMONT | Lotus 22 | 12 | 21:35.610 | 57.147 | 0.734 | 81.13 | 1:45.638 | 11 |
| 8 | 63* | D2 | 1 Laine MARTIN | Lotus 20 | 12 | 21:38.622 | 1:00.159 | 3.012 | 80.94 | 1:45.938 | 7 |
| 9 | 85 | D2 | 2 John CHISHOLM | Gemini Mk3A | 12 | 21:39.029 | 1:00.566 | 0.407 | 80.92 | 1:46.035 | 9 |
| 10 | 5 | D2 | 3 Robin LONGDON | Lola Mk3 | 12 | 22:07.604 | 1:29.141 | 28.575 | 79.17 | 1:46.748 | 7 |
| 11 | 90 | E1 | 7 Andrew HAYDEN | Lotus 22 | 12 | 22:08.023 | 1:29.560 | 0.419 | 79.15 | 1:48.371 | 12 |
| 12 | 8 | B2 | 2 Alex MORTON | Condor S2 | 12 | 22:08.962 | 1:30.499 | 0.939 | 79.09 | 1:48.152 | 5 |
| 13 | 37 | C2 | 1 Andrew TAYLOR | Cooper T56 | 12 | 22:35.276 | 1:56.813 | 26.314 | 77.56 | 1:51.156 | 3 |
| 14 | 196 | B2 | 3 Harindra DE SILVA | Lola Mk2 | 11 | 20:43.120 | 1 Lap | 1 Lap | 77.51 | 1:51.450 | 7 |
| 15 | 11 | B2 | 4 Nick TAYLOR | Elva 100 | 11 | 20:52.568 | 1 Lap | 9.448 | 76.92 | 1:51.364 | 6 |
| 16 | 25 | B2 | 5 Andrew TART | Bond FJ 002 | 11 | 20:55.375 | 1 Lap | 2.807 | 76.75 | 1:52.350 | 6 |
| 17 | 10 | B2 | 6 Mike WALKER | Bond FJ 001 | 11 | 20:59.308 | 1 Lap | 3.933 | 76.51 | 1:52.051 | 8 |
| 18 | 43 | C2 | 2 Ian SIMMONDS | Envoy Mk1 | 11 | 21:06.725 | 1 Lap | 7.417 | 76.06 | 1:52.517 | 10 |
| 19 | 30 | C2 | 3 Trevor GRIFFITHS | Emeryson FJ | 11 | 21:07.160 | 1 Lap | 0.435 | 76.04 | 1:52.951 | 8 |
| 20 | 72 | E2 | 1 Tom DE GRES | Cooper T59 | 11 | 21:46.795 | 1 Lap | 39.635 | 73.73 | 1:55.442 | 2 |
| 21 | 65 | E1 | 8 Richard FERRIS | Donford FJ | 11 | 21:50.499 | 1 Lap | 3.704 | 73.52 | 1:53.649 | 7 |
| 22 | 35 | D2 | 4 John HUTCHISON Jr | Envoy Mk1 | 11 | 22:23.968 | 1 Lap | 33.469 | 71.69 | 1:58.345 | 7 |
| 23 | 28 | D2 | 5 Colin MCKAY | Gemini Mk2 | 11 | 22:26.726 | 1 Lap | 2.758 | 71.55 | 1:58.535 | 9 |
| 24 | 140 | C2 | 4 Keith PICKERING | Britannia FJ | 11 | 22:48.129 | 1 Lap | 21.403 | 70.43 | 1:55.428 | 5 |
| 25 | 26 | B2 | 7 Roger DEXTER | Elva 100 DKW | 10 | 21:04.429 | 2 Laps | 1 Lap | 69.27 | 2:04.049 | 9 |
| 26 | 39 | C1 | 1 David WALKER | Lotus 18 | 10 | 21:39.065 | 2 Laps | 34.636 | 67.43 | 2:06.308 | 9 |
| 27 | 31 | C2 | 5 Peter EDBROOKE | Lotus 18 | 10 | 22:39.263 | 2 Laps | 1:00.198 | 64.44 | 2:09.807 | 2 |

NOT CLASSIFIED

| | | | | | | | | | | | |
|-----|-----|----|------------------|---------------------|----|-----------|--------|--------|-------|----------|---|
| DNF | 58 | E1 | Richard SMEETON | Wainer | 11 | 19:28.232 | 1 Lap | 0.000 | 82.48 | 1:45.108 | 9 |
| DNF | 76 | E1 | Simon DURLING | Lotus 22 | 10 | 18:59.908 | 2 Laps | 1 Lap | 76.84 | 1:51.907 | 8 |
| DNF | 51 | B2 | Michael HIBBERD | Lola Mk2 | 8 | 15:03.240 | 4 Laps | 2 Laps | 77.58 | 1:49.755 | 4 |
| DNF | 147 | C2 | Clinton McCARTHY | Lotus 18 | 6 | 11:31.684 | 6 Laps | 2 Laps | 75.98 | 1:53.273 | 4 |
| DNF | 33 | C2 | Stuart TIZZARD | Cooper T56 | 5 | 10:09.533 | 7 Laps | 1 Lap | 71.85 | 1:58.367 | 5 |
| DNF | 75 | E1 | Pete MORTON | Lightning Envoyette | 4 | 6:55.952 | 8 Laps | 1 Lap | 84.23 | 1:42.831 | 3 |

FASTEST LAP

| | | | | | | | |
|-----|----|----------------|----------------------|----|----------|-----------|------------|
| 79 | E1 | Andrew HIBBERD | Lotus 22 | 12 | 1:42.251 | 85.66 mph | 137.87 kph |
| 63 | D2 | Laine MARTIN | Lotus 20 | 7 | 1:45.938 | 82.68 mph | 133.07 kph |
| 133 | B2 | Chris DRAKE | Terrier Mk4 Series 1 | 4 | 1:46.746 | 82.06 mph | 132.06 kph |
| 37 | C2 | Andrew TAYLOR | Cooper T56 | 3 | 1:51.156 | 78.80 mph | 126.82 kph |
| 72 | E2 | Tom DE GRES | Cooper T59 | 2 | 1:55.442 | 75.88 mph | 122.11 kph |
| 39 | C1 | David WALKER | Lotus 18 | 9 | 2:06.308 | 69.35 mph | 111.61 kph |

*Car 63 - 5 second penalty - Exceeding track limits.

Weather / Track : Sunny / Dry

These results are provisional until the conclusion of any judicial and technical matters.

Brands Hatch GP

Circuit Length = 2.4332 miles

Start: 15:16 Flag 15:36 End: 15:39

Clerk Of Course : Julian Floyd

Timekeeper : Nick Palmer

Legends of Brands Hatch Superprix

HSCC Historic Formula Junior

RACE 4 - LAP CHART

| LAP 1 @ 15:17:56.193 | | | LAP 2 @ 15:19:38.993 | | | LAP 3 @ 15:21:22.075 | | | LAP 4 @ 15:23:04.741 | | | LAP 5 @ 15:24:48.387 | | |
|----------------------|--------|----------|----------------------|----------|----------|----------------------|----------|----------|----------------------|----------|----------|----------------------|----------|----------|
| NO | BEHIND | LAP TIME | NO | BEHIND | LAP TIME | NO | BEHIND | LAP TIME | NO | BEHIND | LAP TIME | NO | BEHIND | LAP TIME |
| 79 | | 1:45.522 | 79 | | 1:42.800 | 53 | | 1:42.947 | 53 | | 1:42.666 | 53 | | 1:43.646 |
| 53 | 0.154 | 1:45.676 | 53 | 0.135 | 1:42.781 | 79 | 0.805 | 1:43.887 | 79 | 0.816 | 1:42.677 | 79 | 0.408 | 1:43.238 |
| 96 | 1.551 | 1:47.073 | 96 | 1.357 | 1:42.606 | 96 | 0.844 | 1:42.569 | 96 | 1.754 | 1:43.576 | 96 | 0.528 | 1:42.420 |
| 75 | 1.698 | 1:47.220 | 75 | 1.761 | 1:42.863 | 75 | 1.510 | 1:42.831 | 75 | 1.882 | 1:43.038 | 39 | 1 Lap | 2:09.581 |
| 181 | 3.906 | 1:49.428 | 181 | 7.162 | 1:46.056 | 181 | 8.952 | 1:44.872 | 181 | 11.182 | 1:44.896 | 181 | 13.375 | 1:45.839 |
| 58 | 4.424 | 1:49.946 | 58 | 7.533 | 1:45.909 | 58 | 9.987 | 1:45.536 | 58 | 12.698 | 1:45.377 | 58 | 15.665 | 1:46.613 |
| 133 | 5.732 | 1:51.254 | 93 | 10.834 | 1:46.914 | 93 | 14.625 | 1:46.873 | 93 | 19.448 | 1:47.489 | 93 | 23.650 | 1:47.848 |
| 93 | 6.720 | 1:52.242 | 63 | 11.191 | 1:47.121 | 133 | 15.671 | 1:46.858 | 133 | 19.751 | 1:46.746 | 133 | 23.778 | 1:47.673 |
| 63 | 6.870 | 1:52.392 | 133 | 11.895 | 1:48.963 | 63 | 20.462 | 1:52.353 | 63 | 24.704 | 1:46.908 | 31 | 1 Lap | 2:18.481 |
| 5 | 8.787 | 1:54.309 | 5 | 15.915 | 1:49.928 | 61 | 21.607 | 1:48.488 | 61 | 26.381 | 1:47.440 | 63 | 28.540 | 1:47.482 |
| 8 | 9.315 | 1:54.837 | 61 | 16.201 | 1:49.181 | 5 | 22.734 | 1:49.901 | 5 | 28.924 | 1:48.856 | 61 | 29.546 | 1:46.811 |
| 61 | 9.820 | 1:55.342 | 8 | 17.124 | 1:50.609 | 8 | 23.724 | 1:49.682 | 85 | 29.940 | 1:47.874 | 85 | 33.914 | 1:47.620 |
| 51 | 11.006 | 1:56.528 | 51 | 18.673 | 1:50.467 | 85 | 24.732 | 1:48.736 | 8 | 30.796 | 1:49.738 | 5 | 34.378 | 1:49.100 |
| 85 | 12.149 | 1:57.671 | 85 | 19.078 | 1:49.729 | 51 | 26.508 | 1:50.917 | 51 | 33.597 | 1:49.755 | 8 | 35.302 | 1:48.152 |
| 37 | 12.760 | 1:58.282 | 37 | 22.604 | 1:52.644 | 37 | 30.678 | 1:51.156 | 37 | 39.196 | 1:51.184 | 51 | 41.402 | 1:51.451 |
| 196 | 13.532 | 1:59.054 | 196 | 23.664 | 1:52.932 | 196 | 32.426 | 1:51.844 | 90 | 39.290 | 1:49.043 | 90 | 45.005 | 1:49.361 |
| 76 | 15.699 | 2:01.221 | 76 | 25.966 | 1:53.067 | 90 | 32.913 | 1:49.124 | 196 | 42.191 | 1:52.431 | 37 | 46.795 | 1:51.245 |
| 25 | 16.258 | 2:01.780 | 90 | 26.871 | 1:53.037 | 76 | 35.798 | 1:52.914 | 76 | 45.289 | 1:52.157 | 196 | 50.496 | 1:51.951 |
| 147 | 16.389 | 2:01.911 | 25 | 26.949 | 1:53.491 | 25 | 38.083 | 1:54.216 | 25 | 48.497 | 1:53.080 | 76 | 55.178 | 1:53.535 |
| 90 | 16.634 | 2:02.156 | 147 | 27.553 | 1:53.964 | 147 | 38.376 | 1:53.905 | 147 | 48.983 | 1:53.273 | 25 | 57.360 | 1:52.509 |
| 11 | 17.609 | 2:03.131 | 11 | 28.198 | 1:53.389 | 11 | 39.043 | 1:53.927 | 11 | 49.496 | 1:53.119 | 147 | 58.616 | 1:53.279 |
| 30 | 18.014 | 2:03.536 | 43 | 30.168 | 1:54.519 | 43 | 43.018 | 1:55.932 | 10 | 54.170 | 1:53.612 | 11 | 59.176 | 1:53.326 |
| 43 | 18.449 | 2:03.971 | 30 | 30.823 | 1:55.609 | 10 | 43.224 | 1:55.061 | 43 | 56.356 | 1:56.004 | 10 | 1:03.273 | 1:52.749 |
| 10 | 19.508 | 2:05.030 | 10 | 31.245 | 1:54.537 | 30 | 43.569 | 1:55.828 | 30 | 56.875 | 1:55.972 | 43 | 1:08.062 | 1:55.352 |
| 65 | 20.492 | 2:06.014 | 65 | 34.082 | 1:56.390 | 140 | 48.631 | 1:56.611 | 140 | 1:03.262 | 1:57.297 | 30 | 1:08.356 | 1:55.127 |
| 140 | 21.926 | 2:07.448 | 140 | 35.102 | 1:55.976 | 72 | 49.245 | 1:56.873 | 72 | 1:03.351 | 1:56.772 | 140 | 1:15.044 | 1:55.428 |
| 28 | 22.488 | 2:08.010 | 72 | 35.454 | 1:55.442 | 33 | 59.351 | 2:00.865 | 28 | 1:16.849 | 1:59.890 | 72 | 1:15.406 | 1:55.701 |
| 72 | 22.812 | 2:08.334 | 28 | 39.658 | 1:59.970 | 28 | 59.625 | 2:03.049 | 33 | 1:17.096 | 2:00.411 | 33 | 1:31.817 | 1:58.367 |
| 33 | 25.332 | 2:10.854 | 33 | 41.568 | 1:59.036 | 35 | 1:02.362 | 2:01.141 | 35 | 1:20.059 | 2:00.363 | 28 | 1:32.021 | 1:58.818 |
| 35 | 26.317 | 2:11.839 | 35 | 44.303 | 2:00.786 | 65 | 1:10.685 | 2:19.685 | 65 | 1:25.056 | 1:57.037 | 35 | 1:37.006 | 2:00.593 |
| 26 | 29.588 | 2:15.110 | 26 | 52.161 | 2:05.373 | 26 | 1:15.790 | 2:06.711 | 26 | 1:38.273 | 2:05.149 | 65 | 1:38.933 | 1:57.523 |
| 39 | 36.494 | 2:22.016 | 39 | 1:03.675 | 2:09.981 | 39 | 1:29.306 | 2:08.713 | | | | | | |
| 31 | 38.377 | 2:23.899 | 31 | 1:05.384 | 2:09.807 | 31 | 1:32.704 | 2:10.402 | | | | | | |

Weather / Track : Sunny / Dry

Brands Hatch GP

Circuit Length = 2.4332 miles

Start: 15:16 Flag 15:36 End: 15:39

Legends of Brands Hatch Superprix

HSCC Historic Formula Junior

RACE 4 - LAP CHART

| LAP 6 @ 15:26:30.660 | | | LAP 7 @ 15:28:15.543 | | | LAP 8 @ 15:29:58.610 | | | LAP 9 @ 15:31:41.158 | | | LAP 10 @ 15:33:24.115 | | |
|----------------------|----------|----------|----------------------|----------|----------|----------------------|----------|----------|----------------------|----------|----------|-----------------------|----------|----------|
| NO | BEHIND | LAP TIME | NO | BEHIND | LAP TIME | NO | BEHIND | LAP TIME | NO | BEHIND | LAP TIME | NO | BEHIND | LAP TIME |
| 53 | | 1:42.273 | 53 | | 1:44.883 | 96 | | 1:42.982 | 96 | | 1:42.548 | 96 | | 1:42.957 |
| 79 | 0.572 | 1:42.437 | 96 | 0.085 | 1:43.951 | 79 | 0.673 | 1:43.056 | 79 | 0.452 | 1:42.327 | 79 | 0.292 | 1:42.797 |
| 96 | 1.017 | 1:42.762 | 79 | 0.684 | 1:44.995 | 53 | 0.820 | 1:43.887 | 53 | 2.088 | 1:43.816 | 53 | 4.411 | 1:45.280 |
| 181 | 17.269 | 1:46.167 | 65 | 1 Lap | 1:55.848 | 72 | 1 Lap | 2:01.076 | 72 | 1 Lap | 1:59.380 | 30 | 1 Lap | 1:54.415 |
| 26 | 1 Lap | 2:05.531 | 28 | 1 Lap | 2:07.761 | 65 | 1 Lap | 1:53.649 | 31 | 2 Laps | 2:15.201 | 43 | 1 Lap | 1:54.563 |
| 58 | 19.148 | 1:45.756 | 35 | 1 Lap | 2:03.095 | 181 | 20.273 | 1:45.810 | 181 | 22.759 | 1:45.034 | 39 | 2 Laps | 2:07.035 |
| 133 | 29.749 | 1:48.244 | 181 | 17.530 | 1:45.144 | 58 | 22.895 | 1:45.178 | 58 | 25.455 | 1:45.108 | 181 | 25.679 | 1:45.877 |
| 93 | 30.301 | 1:48.924 | 58 | 20.784 | 1:46.519 | 35 | 1 Lap | 1:58.345 | 65 | 1 Lap | 1:58.754 | 58 | 29.188 | 1:46.690 |
| 63 | 33.994 | 1:47.727 | 140 | 1 Lap | 2:38.100 | 28 | 1 Lap | 2:03.828 | 133 | 41.704 | 1:47.801 | 72 | 1 Lap | 1:57.542 |
| 61 | 35.368 | 1:48.095 | 133 | 32.064 | 1:47.198 | 133 | 36.451 | 1:47.454 | 93 | 42.679 | 1:47.799 | 93 | 45.563 | 1:45.841 |
| 85 | 38.280 | 1:46.639 | 93 | 33.378 | 1:47.960 | 93 | 37.428 | 1:47.117 | 63 | 43.366 | 1:46.537 | 63 | 46.782 | 1:46.373 |
| 39 | 1 Lap | 2:08.377 | 63 | 35.049 | 1:45.938 | 63 | 39.377 | 1:47.395 | 61 | 46.552 | 1:47.503 | 133 | 46.823 | 1:48.076 |
| 5 | 38.874 | 1:46.769 | 61 | 37.968 | 1:47.483 | 140 | 1 Lap | 1:58.290 | 85 | 46.872 | 1:46.035 | 65 | 1 Lap | 1:56.194 |
| 8 | 42.480 | 1:49.451 | 26 | 1 Lap | 2:05.309 | 61 | 41.597 | 1:46.696 | 35 | 1 Lap | 2:02.095 | 61 | 50.826 | 1:47.231 |
| 90 | 52.722 | 1:49.990 | 85 | 39.835 | 1:46.438 | 85 | 43.385 | 1:46.617 | 28 | 1 Lap | 2:06.226 | 85 | 51.417 | 1:47.502 |
| 51 | 53.374 | 1:54.245 | 5 | 40.739 | 1:46.748 | 5 | 44.793 | 1:47.121 | 140 | 1 Lap | 1:59.361 | 31 | 2 Laps | 2:18.092 |
| 37 | 56.475 | 1:51.953 | 8 | 47.027 | 1:49.430 | 8 | 54.247 | 1:50.287 | 8 | 1:03.472 | 1:51.773 | 35 | 1 Lap | 2:00.731 |
| 31 | 1 Lap | 2:17.306 | 90 | 57.330 | 1:49.491 | 26 | 1 Lap | 2:05.309 | 5 | 1:10.275 | 2:08.030 | 8 | 1:11.189 | 1:50.674 |
| 196 | 1:00.208 | 1:51.985 | 51 | 1:02.000 | 1:53.509 | 90 | 1:02.820 | 1:48.557 | 90 | 1:10.546 | 1:50.274 | 28 | 1 Lap | 1:58.535 |
| 76 | 1:05.559 | 1:52.654 | 37 | 1:03.431 | 1:51.839 | 37 | 1:12.470 | 1:52.106 | 37 | 1:22.139 | 1:52.217 | 140 | 1 Lap | 1:59.226 |
| 25 | 1:07.437 | 1:52.350 | 39 | 1 Lap | 2:10.672 | 51 | 1:15.301 | 1:56.368 | 26 | 1 Lap | 2:04.642 | 5 | 1:16.397 | 1:49.079 |
| 11 | 1:08.267 | 1:51.364 | 196 | 1:06.775 | 1:51.450 | 196 | 1:15.949 | 1:52.241 | 196 | 1:27.461 | 1:54.060 | 90 | 1:16.824 | 1:49.235 |
| 147 | 1:11.695 | 1:55.352 | 76 | 1:13.459 | 1:52.783 | 76 | 1:22.299 | 1:51.907 | 76 | 1:34.501 | 1:54.750 | 37 | 1:31.309 | 1:52.127 |
| 10 | 1:14.024 | 1:53.024 | 25 | 1:15.191 | 1:52.637 | 25 | 1:25.580 | 1:53.456 | 11 | 1:36.475 | 1:52.667 | 196 | 1:36.727 | 1:52.223 |
| 30 | 1:19.254 | 1:53.171 | 11 | 1:15.581 | 1:52.197 | 11 | 1:26.356 | 1:53.842 | 25 | 1:36.678 | 1:53.646 | | | |
| 43 | 1:20.398 | 1:54.609 | 10 | 1:24.015 | 1:54.874 | 39 | 1 Lap | 2:08.252 | 10 | 1:42.862 | 1:52.411 | | | |
| 72 | 1:30.979 | 1:57.846 | 30 | 1:27.616 | 1:53.245 | 10 | 1:32.999 | 1:52.051 | | | | | | |
| | | | 43 | 1:28.427 | 1:52.912 | 30 | 1:37.500 | 1:52.951 | | | | | | |
| | | | 31 | 1 Lap | 2:16.897 | 43 | 1:38.184 | 1:52.824 | | | | | | |

Weather / Track : Sunny / Dry

Brands Hatch GP
 Circuit Length = 2.4332 miles
 Start: 15:16 Flag 15:36 End: 15:39

Legends of Brands Hatch Superprix

HSCC Historic Formula Junior

RACE 4 - LAP CHART

| LAP 11 @ 15:35:06.443 | | | LAP 12 @ 15:36:49.134 | | |
|-----------------------|----------|----------|-----------------------|----------|----------|
| NO | BEHIND | LAP TIME | NO | BEHIND | LAP TIME |
| 96 | | 1:42.328 | 96 | | 1:42.691 |
| 79 | 1.279 | 1:43.315 | 79 | 0.839 | 1:42.251 |
| 26 | 2 Laps | 2:04.049 | 196 | 1 Lap | 1:52.949 |
| 11 | 1 Lap | 1:52.513 | 53 | 11.643 | 1:47.511 |
| 76 | 1 Lap | 1:54.920 | 11 | 1 Lap | 1:53.093 |
| 25 | 1 Lap | 1:53.215 | 25 | 1 Lap | 1:54.995 |
| 53 | 6.823 | 1:44.740 | 10 | 1 Lap | 1:53.419 |
| 10 | 1 Lap | 1:52.540 | 26 | 2 Laps | 2:07.246 |
| 43 | 1 Lap | 1:52.517 | 43 | 1 Lap | 1:53.522 |
| 30 | 1 Lap | 1:53.756 | 30 | 1 Lap | 1:53.550 |
| 181 | 30.178 | 1:46.827 | 181 | 33.274 | 1:45.787 |
| 58 | 32.460 | 1:45.600 | 93 | 54.936 | 1:47.176 |
| 39 | 2 Laps | 2:06.308 | 63 | 55.159 | 1:47.039 |
| 93 | 50.451 | 1:47.216 | 133 | 56.413 | 1:46.749 |
| 63 | 50.811 | 1:46.357 | 61 | 57.147 | 1:45.702 |
| 133 | 52.355 | 1:47.860 | 85 | 1:00.566 | 1:47.436 |
| 72 | 1 Lap | 2:00.409 | 39 | 2 Laps | 2:08.130 |
| 61 | 54.136 | 1:45.638 | 72 | 1 Lap | 1:57.420 |
| 85 | 55.821 | 1:46.732 | 65 | 1 Lap | 1:54.973 |
| 65 | 1 Lap | 1:54.432 | 5 | 1:29.141 | 1:48.491 |
| 8 | 1:21.298 | 1:52.437 | 90 | 1:29.560 | 1:48.371 |
| 5 | 1:23.341 | 1:49.272 | 8 | 1:30.499 | 1:51.892 |
| 90 | 1:23.880 | 1:49.384 | 35 | 1 Lap | 2:02.588 |
| 35 | 1 Lap | 2:02.392 | 28 | 1 Lap | 2:00.774 |
| 28 | 1 Lap | 1:59.865 | 37 | 1:56.813 | 1:58.290 |
| 140 | 1 Lap | 1:59.222 | 31 | 2 Laps | 2:11.716 |
| 31 | 2 Laps | 2:17.462 | 140 | 1 Lap | 2:21.170 |
| 37 | 1:41.214 | 1:52.233 | | | |

Weather / Track : Sunny / Dry

Results can be found at www.tsl-timing.com

Page 3 of 3

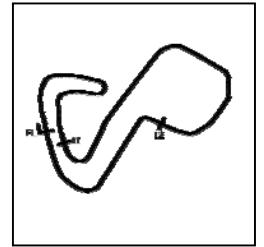
Brands Hatch GP
Circuit Length = 2.4332 miles
Start: 15:16 Flag 15:36 End: 15:39

Printed - 15:53 Saturday, 29 June 2019

Legends of Brands Hatch Superprix

HSCC Historic Formula Junior

RACE 4 - SECTOR ANALYSIS



SECTOR 1 = FL to I1, SECTOR 2 = I1 to I2, SECTOR 3 = I2 to FL, DIFF = Difference To Personal Best Lap, P = Crossed Finish Line in Pit Lane, D = Time Disallowed

| P1 96 E1 | | Timothy DE SILVA | | | | | Brabham BT2 | | | | |
|---------------------------|---------------|--------------------------|---------------|-------------|---------------|--------------|---------------------|--------------|-------------|---------------------|--|
| IDEAL LAP TIME : 1:41.689 | | BEST LAP TIME : 1:42.328 | | | | | DIFFERENCE : 0.639 | | | | |
| LAP | SECTOR 1 | SECTOR 2 | | SECTOR 3 | | LAP TIME | MPH | DIFF | TIME OF DAY | | |
| 1 - | | 88.0 | 47.613 | 86.5 | 24.734 | 116.3 | 1:47.073 | 81.81 | 4.745 | 15:17:57.744 | |
| 2 - | 32.341 | 95.5 | 45.883 | 84.7 | 24.382 | 116.3 | 1:42.606 | 85.37 | 0.278 | 15:19:40.350 | |
| 3 - | 32.038 | 95.7 | 45.947 | 81.0 | 24.584 | 117.9 | 1:42.569 | 85.40 | 0.241 | 15:21:22.919 | |
| 4 - | 32.469 | 92.3 | 46.182 | 86.5 | 24.925 | 116.3 | 1:43.576 | 84.57 | 1.248 | 15:23:06.495 | |
| 5 - | 32.281 | 96.2 | 46.015 | 80.1 | 24.124 | 119.1 | 1:42.420 (2) | 85.52 | 0.092 | 15:24:48.915 | |
| 6 - | 32.291 | 92.9 | 46.053 | 86.2 | 24.418 | 118.3 | 1:42.762 | 85.24 | 0.434 | 15:26:31.677 | |
| 7 - | 32.076 | 94.9 | 47.244 | 79.1 | 24.631 | 116.5 | 1:43.951 | 84.26 | 1.623 | 15:28:15.628 | |
| 8 - | 32.705 | 96.0 | 45.763 | 80.5 | 24.514 | 117.3 | 1:42.982 | 85.06 | 0.654 | 15:29:58.610 | |
| 9 - | 32.130 | 96.6 | 45.654 | 83.5 | 24.764 | 115.1 | 1:42.548 (3) | 85.42 | 0.220 | 15:31:41.158 | |
| 10 - | 31.922 | 94.3 | 46.443 | 85.7 | 24.592 | 117.1 | 1:42.957 | 85.08 | 0.629 | 15:33:24.115 | |
| 11 - | 31.911 | 96.4 | 45.963 | 80.4 | 24.454 | 116.3 | 1:42.328 (1) | 85.60 | | 15:35:06.443 | |
| 12 - | 31.998 | 95.8 | 46.384 | 81.0 | 24.309 | 116.5 | 1:42.691 | 85.30 | 0.363 | 15:36:49.134 | |

| P2 79 E1 | | Andrew HIBBERD | | | | | Lotus 22 | | | | |
|---------------------------|---------------|--------------------------|---------------|-------------|---------------|--------------|---------------------|--------------|-------------|---------------------|--|
| IDEAL LAP TIME : 1:41.889 | | BEST LAP TIME : 1:42.251 | | | | | DIFFERENCE : 0.362 | | | | |
| LAP | SECTOR 1 | SECTOR 2 | | SECTOR 3 | | LAP TIME | MPH | DIFF | TIME OF DAY | | |
| 1 - | | 95.4 | 46.401 | 86.0 | 24.460 | 115.7 | 1:45.522 | 83.01 | 3.271 | 15:17:56.193 | |
| 2 - | 32.272 | 96.4 | 46.105 | 87.0 | 24.423 | 114.9 | 1:42.800 | 85.21 | 0.549 | 15:19:38.993 | |
| 3 - | 33.008 | 95.0 | 46.228 | 86.3 | 24.651 | 115.5 | 1:43.887 | 84.32 | 1.636 | 15:21:22.880 | |
| 4 - | 32.397 | 97.2 | 45.955 | 87.2 | 24.325 | 115.3 | 1:42.677 | 85.31 | 0.426 | 15:23:05.557 | |
| 5 - | 32.121 | 96.8 | 46.706 | 85.7 | 24.411 | 115.9 | 1:43.238 | 84.85 | 0.987 | 15:24:48.795 | |
| 6 - | 32.166 | 96.6 | 45.895 | 87.8 | 24.376 | 115.3 | 1:42.437 (3) | 85.51 | 0.186 | 15:26:31.232 | |
| 7 - | 32.304 | 95.0 | 48.202 | 83.1 | 24.489 | 114.9 | 1:44.995 | 83.43 | 2.744 | 15:28:16.227 | |
| 8 - | 32.352 | 96.1 | 46.220 | 85.5 | 24.484 | 115.7 | 1:43.056 | 85.00 | 0.805 | 15:29:59.283 | |
| 9 - | 32.205 | 96.0 | 45.840 | 87.3 | 24.282 | 116.7 | 1:42.327 (2) | 85.60 | 0.076 | 15:31:41.610 | |
| 10 - | 31.886 | 97.2 | 46.226 | 82.3 | 24.685 | 116.9 | 1:42.797 | 85.21 | 0.546 | 15:33:24.407 | |
| 11 - | 31.999 | 97.8 | 46.559 | 86.3 | 24.757 | 115.3 | 1:43.315 | 84.78 | 1.064 | 15:35:07.722 | |
| 12 - | 32.093 | 96.0 | 45.721 | 88.6 | 24.437 | 115.7 | 1:42.251 (1) | 85.66 | | 15:36:49.973 | |

| P3 53 E1 | | Sam WILSON | | | | | Lotus 20 | | | | |
|---------------------------|---------------|--------------------------|---------------|-------------|---------------|--------------|---------------------|--------------|-------------|---------------------|--|
| IDEAL LAP TIME : 1:41.925 | | BEST LAP TIME : 1:42.273 | | | | | DIFFERENCE : 0.348 | | | | |
| LAP | SECTOR 1 | SECTOR 2 | | SECTOR 3 | | LAP TIME | MPH | DIFF | TIME OF DAY | | |
| 1 - | | 95.1 | 46.161 | 86.7 | 24.228 | 119.1 | 1:45.676 | 82.89 | 3.403 | 15:17:56.347 | |
| 2 - | 32.474 | 96.1 | 46.136 | 84.3 | 24.171 | 119.1 | 1:42.781 (3) | 85.22 | 0.508 | 15:19:39.128 | |
| 3 - | 32.589 | 96.1 | 45.986 | 84.8 | 24.372 | 117.1 | 1:42.947 | 85.09 | 0.674 | 15:21:22.075 | |
| 4 - | 32.441 | 96.1 | 45.821 | 84.3 | 24.404 | 116.7 | 1:42.666 (2) | 85.32 | 0.393 | 15:23:04.741 | |
| 5 - | 32.334 | 97.1 | 46.923 | 82.5 | 24.389 | 116.9 | 1:43.646 | 84.51 | 1.373 | 15:24:48.387 | |
| 6 - | 32.248 | 96.4 | 45.640 | 83.7 | 24.385 | 116.9 | 1:42.273 (1) | 85.65 | | 15:26:30.660 | |
| 7 - | 32.680 | 95.4 | 47.479 | 81.6 | 24.724 | 116.3 | 1:44.883 | 83.52 | 2.610 | 15:28:15.543 | |
| 8 - | 32.636 | 96.2 | 46.897 | 85.1 | 24.354 | 119.4 | 1:43.887 | 84.32 | 1.614 | 15:29:59.430 | |
| 9 - | 32.452 | 97.5 | 45.749 | 86.0 | 25.615 | 117.1 | 1:43.816 | 84.37 | 1.543 | 15:31:43.246 | |
| 10 - | 32.114 | 96.5 | 47.980 | 76.7 | 25.186 | 116.9 | 1:45.280 | 83.20 | 3.007 | 15:33:28.526 | |
| 11 - | 32.778 | 93.9 | 46.856 | 80.4 | 25.106 | 110.0 | 1:44.740 | 83.63 | 2.467 | 15:35:13.266 | |
| 12 - | 33.680 | 90.0 | 47.994 | 79.3 | 25.837 | 91.6 | 1:47.511 | 81.47 | 5.238 | 15:37:00.777 | |

| P4 181 E1 | | Greg THORNTON | | | | | Lotus 20/22 | | | | |
|---------------------------|---------------|--------------------------|---------------|-------------|---------------|--------------|---------------------|--------------|-------------|---------------------|--|
| IDEAL LAP TIME : 1:44.273 | | BEST LAP TIME : 1:44.872 | | | | | DIFFERENCE : 0.599 | | | | |
| LAP | SECTOR 1 | SECTOR 2 | | SECTOR 3 | | LAP TIME | MPH | DIFF | TIME OF DAY | | |
| 1 - | | 89.0 | 47.750 | 79.3 | 25.332 | 112.0 | 1:49.428 | 80.05 | 4.556 | 15:18:00.099 | |
| 2 - | 33.267 | 90.5 | 47.486 | 78.2 | 25.303 | 112.7 | 1:46.056 | 82.59 | 1.184 | 15:19:46.155 | |
| 3 - | 32.850 | 91.0 | 47.258 | 81.4 | 24.764 | 112.9 | 1:44.872 (1) | 83.52 | | 15:21:31.027 | |
| 4 - | 33.133 | 89.9 | 46.752 | 82.9 | 25.011 | 112.9 | 1:44.896 (2) | 83.50 | 0.024 | 15:23:15.923 | |
| 5 - | 32.885 | 91.1 | 47.914 | 77.8 | 25.040 | 112.7 | 1:45.839 | 82.76 | 0.967 | 15:25:01.762 | |
| 6 - | 33.437 | 89.0 | 47.240 | 81.6 | 25.490 | 110.1 | 1:46.167 | 82.51 | 1.295 | 15:26:47.929 | |
| 7 - | 33.206 | 91.1 | 47.115 | 80.5 | 24.823 | 113.1 | 1:45.144 | 83.31 | 0.272 | 15:28:33.073 | |
| 8 - | 33.374 | 88.1 | 47.557 | 79.3 | 24.879 | 113.1 | 1:45.810 | 82.78 | 0.938 | 15:30:18.883 | |
| 9 - | 33.426 | 89.9 | 46.659 | 84.7 | 24.949 | 112.2 | 1:45.034 (3) | 83.40 | 0.162 | 15:32:03.917 | |

Weather / Track : Sunny / Dry

Brands Hatch GP

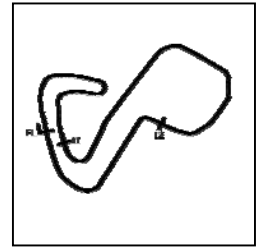
Circuit Length = 2.4332 miles

Start: 15:16 Flag 15:36 End: 15:39

Legends of Brands Hatch Superprix

HSCC Historic Formula Junior

RACE 4 - SECTOR ANALYSIS



SECTOR 1 = FL to I1, SECTOR 2 = I1 to I2, SECTOR 3 = I2 to FL, DIFF = Difference To Personal Best Lap, P = Crossed Finish Line in Pit Lane, D = Time Disallowed

| | | | | | | | | | | |
|------|--------|-------------|--------|------|--------|-------|----------|-------|-------|--------------|
| 10 - | 33.725 | 90.8 | 47.145 | 79.7 | 25.007 | 108.5 | 1:45.877 | 82.73 | 1.005 | 15:33:49.794 |
| 11 - | 33.214 | 90.0 | 48.529 | 73.4 | 25.084 | 112.9 | 1:46.827 | 82.00 | 1.955 | 15:35:36.621 |
| 12 - | 33.086 | 91.6 | 47.005 | 72.2 | 25.696 | 108.7 | 1:45.787 | 82.80 | 0.915 | 15:37:22.408 |

| P5 93 E1 | | Rudolf ERNST | | | | | Lotus 22 | | | | |
|---------------------------|---------------|--------------------------|---------------|-------------|---------------|--------------|---------------------|--------------|-------------|---------------------|--|
| IDEAL LAP TIME : 1:45.589 | | BEST LAP TIME : 1:45.841 | | | | | DIFFERENCE : 0.252 | | | | |
| LAP | SECTOR 1 | SECTOR 2 | | SECTOR 3 | | LAP TIME | MPH | DIFF | TIME OF DAY | | |
| 1 - | | 88.5 | 48.603 | 78.7 | 25.724 | 111.8 | 1:52.242 | 78.04 | 6.401 | 15:18:02.913 | |
| 2 - | 33.252 | 90.0 | 48.247 | 82.4 | 25.415 | 112.5 | 1:46.914 (3) | 81.93 | 1.073 | 15:19:49.827 | |
| 3 - | 33.377 | 91.8 | 47.790 | 84.0 | 25.706 | 110.5 | 1:46.873 (2) | 81.96 | 1.032 | 15:21:36.700 | |
| 4 - | 33.437 | 91.6 | 48.347 | 82.3 | 25.705 | 110.9 | 1:47.489 | 81.49 | 1.648 | 15:23:24.189 | |
| 5 - | 33.608 | 91.1 | 48.314 | 81.5 | 25.926 | 111.2 | 1:47.848 | 81.22 | 2.007 | 15:25:12.037 | |
| 6 - | 33.340 | 91.0 | 50.136 | 81.8 | 25.448 | 110.7 | 1:48.924 | 80.42 | 3.083 | 15:27:00.961 | |
| 7 - | 33.843 | 90.8 | 48.459 | 80.9 | 25.658 | 111.1 | 1:47.960 | 81.13 | 2.119 | 15:28:48.921 | |
| 8 - | 33.289 | 91.6 | 48.517 | 80.8 | 25.311 | 112.2 | 1:47.117 | 81.77 | 1.276 | 15:30:36.038 | |
| 9 - | 34.180 | 90.5 | 47.978 | 79.3 | 25.641 | 112.5 | 1:47.799 | 81.26 | 1.958 | 15:32:23.837 | |
| 10 - | 33.161 | 92.3 | 47.416 | 81.3 | 25.264 | 112.0 | 1:45.841 (1) | 82.76 | | 15:34:09.678 | |
| 11 - | 33.128 | 92.4 | 48.856 | 77.2 | 25.232 | 111.6 | 1:47.216 | 81.70 | 1.375 | 15:35:56.894 | |
| 12 - | 32.941 | 92.5 | 48.129 | 83.6 | 26.106 | 112.0 | 1:47.176 | 81.73 | 1.335 | 15:37:44.070 | |

| P6 133 B2 | | Chris DRAKE | | | | | Terrier Mk4 Series 1 | | | | |
|---------------------------|---------------|--------------------------|---------------|-------------|---------------|--------------|----------------------|--------------|-------------|---------------------|--|
| IDEAL LAP TIME : 1:46.176 | | BEST LAP TIME : 1:46.746 | | | | | DIFFERENCE : 0.570 | | | | |
| LAP | SECTOR 1 | SECTOR 2 | | SECTOR 3 | | LAP TIME | MPH | DIFF | TIME OF DAY | | |
| 1 - | | 87.7 | 48.452 | 76.7 | 25.305 | 114.1 | 1:51.254 | 78.73 | 4.508 | 15:18:01.925 | |
| 2 - | 33.863 | 87.1 | 49.661 | 76.9 | 25.439 | 112.5 | 1:48.963 | 80.39 | 2.217 | 15:19:50.888 | |
| 3 - | 33.820 | 90.0 | 47.345 | 76.0 | 25.693 | 112.9 | 1:46.858 (3) | 81.97 | 0.112 | 15:21:37.746 | |
| 4 - | 33.836 | 91.3 | 47.580 | 78.3 | 25.330 | 114.5 | 1:46.746 (1) | 82.06 | | 15:23:24.492 | |
| 5 - | 34.204 | 90.9 | 47.915 | 80.6 | 25.554 | 114.5 | 1:47.673 | 81.35 | 0.927 | 15:25:12.165 | |
| 6 - | 34.054 | 90.1 | 48.761 | 77.4 | 25.429 | 113.1 | 1:48.244 | 80.92 | 1.498 | 15:27:00.409 | |
| 7 - | 33.956 | 91.8 | 47.795 | 78.0 | 25.447 | 112.4 | 1:47.198 | 81.71 | 0.452 | 15:28:47.607 | |
| 8 - | 33.604 | 91.3 | 48.191 | 75.8 | 25.659 | 112.2 | 1:47.454 | 81.52 | 0.708 | 15:30:35.061 | |
| 9 - | 34.193 | 90.0 | 48.158 | 74.8 | 25.450 | 111.8 | 1:47.801 | 81.25 | 1.055 | 15:32:22.862 | |
| 10 - | 33.538 | 89.0 | 48.427 | 77.8 | 26.111 | 112.2 | 1:48.076 | 81.05 | 1.330 | 15:34:10.938 | |
| 11 - | 33.956 | 91.1 | 48.153 | 72.3 | 25.751 | 112.4 | 1:47.860 | 81.21 | 1.114 | 15:35:58.798 | |
| 12 - | 33.676 | 89.5 | 47.333 | 77.4 | 25.740 | 110.7 | 1:46.749 (2) | 82.06 | 0.003 | 15:37:45.547 | |

| P7 61 E1 | | Andrew BEAUMONT | | | | | Lotus 22 | | | | |
|---------------------------|---------------|--------------------------|---------------|-------------|---------------|--------------|---------------------|--------------|-------------|---------------------|--|
| IDEAL LAP TIME : 1:44.974 | | BEST LAP TIME : 1:45.638 | | | | | DIFFERENCE : 0.664 | | | | |
| LAP | SECTOR 1 | SECTOR 2 | | SECTOR 3 | | LAP TIME | MPH | DIFF | TIME OF DAY | | |
| 1 - | | 89.0 | 49.953 | 78.4 | 25.675 | 113.1 | 1:55.342 | 75.94 | 9.704 | 15:18:06.013 | |
| 2 - | 34.350 | 87.6 | 49.425 | 79.0 | 25.406 | 113.9 | 1:49.181 | 80.23 | 3.543 | 15:19:55.194 | |
| 3 - | 34.391 | 91.0 | 48.669 | 80.8 | 25.428 | 113.1 | 1:48.488 | 80.74 | 2.850 | 15:21:43.682 | |
| 4 - | 33.580 | 91.1 | 48.412 | 82.1 | 25.448 | 111.6 | 1:47.440 | 81.53 | 1.802 | 15:23:31.122 | |
| 5 - | 33.613 | 94.2 | 48.078 | 82.3 | 25.120 | 112.4 | 1:46.811 | 82.01 | 1.173 | 15:25:17.933 | |
| 6 - | 34.180 | 94.1 | 47.873 | 75.7 | 26.042 | 113.5 | 1:48.095 | 81.03 | 2.457 | 15:27:06.028 | |
| 7 - | 33.439 | 93.5 | 48.472 | 81.9 | 25.572 | 113.5 | 1:47.483 | 81.49 | 1.845 | 15:28:53.511 | |
| 8 - | 33.742 | 92.9 | 47.762 | 81.3 | 25.192 | 114.7 | 1:46.696 (3) | 82.10 | 1.058 | 15:30:40.207 | |
| 9 - | 33.741 | 92.5 | 48.139 | 84.2 | 25.623 | 112.4 | 1:47.503 | 81.48 | 1.865 | 15:32:27.710 | |
| 10 - | 34.183 | 95.1 | 47.502 | 80.9 | 25.546 | 113.7 | 1:47.231 | 81.69 | 1.593 | 15:34:14.941 | |
| 11 - | 33.105 | 92.6 | 47.574 | 83.1 | 24.959 | 110.9 | 1:45.638 (1) | 82.92 | | 15:36:00.579 | |
| 12 - | 33.734 | 93.9 | 46.910 | 80.7 | 25.058 | 113.3 | 1:45.702 (2) | 82.87 | 0.064 | 15:37:46.281 | |

| P8 63 D2 | | Laine MARTIN | | | | | Lotus 20 | | | | |
|---------------------------|----------|--------------------------|--------|----------|--------|----------|--------------------|-------|-------------|--------------|--|
| IDEAL LAP TIME : 1:45.304 | | BEST LAP TIME : 1:45.938 | | | | | DIFFERENCE : 0.634 | | | | |
| LAP | SECTOR 1 | SECTOR 2 | | SECTOR 3 | | LAP TIME | MPH | DIFF | TIME OF DAY | | |
| 1 - | | 85.0 | 48.815 | 79.3 | 25.422 | 117.3 | 1:52.392 | 77.93 | 6.454 | 15:18:03.063 | |
| 2 - | 33.749 | 93.2 | 47.971 | 80.0 | 25.401 | 116.5 | 1:47.121 | 81.77 | 1.183 | 15:19:50.184 | |
| 3 - | 33.817 | 94.7 | 47.318 | 80.7 | 31.218 | 116.1 | 1:52.353 | 77.96 | 6.415 | 15:21:42.537 | |
| 4 - | 34.002 | 92.6 | 47.558 | 81.3 | 25.348 | 116.5 | 1:46.908 | 81.93 | 0.970 | 15:23:29.445 | |
| 5 - | 33.902 | 95.0 | 48.525 | 80.8 | 25.055 | 116.9 | 1:47.482 | 81.50 | 1.544 | 15:25:16.927 | |

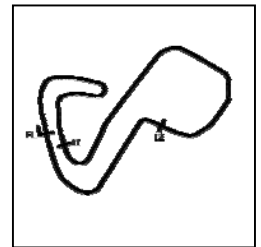
Weather / Track : Sunny / Dry

Brands Hatch GP
Circuit Length = 2.4332 miles
Start: 15:16 Flag 15:36 End: 15:39

Legends of Brands Hatch Superprix

HSCC Historic Formula Junior

RACE 4 - SECTOR ANALYSIS



SECTOR 1 = FL to I1, SECTOR 2 = I1 to I2, SECTOR 3 = I2 to FL, DIFF = Difference To Personal Best Lap, P = Crossed Finish Line in Pit Lane, D = Time Disallowed

| | | | | | | | | | | |
|------|---------------|-------------|---------------|-------------|---------------|--------------|---------------------|--------------|-------|---------------------|
| 6 - | 33.603 | 94.5 | 48.441 | 81.4 | 25.683 | 116.3 | 1:47.727 | 81.31 | 1.789 | 15:27:04.654 |
| 7 - | 33.938 | 93.5 | 46.945 | 76.6 | 25.055 | 117.3 | 1:45.938 (1) | 82.68 | | 15:28:50.592 |
| 8 - | 33.337 | 94.3 | 48.491 | 81.1 | 25.567 | 117.1 | 1:47.395 | 81.56 | 1.457 | 15:30:37.987 |
| 9 - | 34.152 | 93.4 | 47.346 | 82.5 | 25.039 | 117.1 | 1:46.537 | 82.22 | 0.599 | 15:32:24.524 |
| 10 - | 33.320 | 96.8 | 47.233 | 76.7 | 25.820 | 116.1 | 1:46.373 (3) | 82.35 | 0.435 | 15:34:10.897 |
| 11 - | 33.505 | 93.8 | 47.489 | 74.9 | 25.363 | 117.9 | 1:46.357 (2) | 82.36 | 0.419 | 15:35:57.254 |
| 12 - | 33.454 | 94.7 | 47.513 | 79.7 | 26.072 | 110.9 | 1:47.039 | 81.83 | 1.101 | 15:37:44.293 |

| P9 | 85 D2 | John CHISHOLM | | | | | Gemini Mk3A | | | | |
|---------------------------|---------------|--------------------------|---------------|-------------|--------------------|--------------|---------------------|--------------|--------|---------------------|--|
| IDEAL LAP TIME : 1:45.776 | | BEST LAP TIME : 1:46.035 | | | DIFFERENCE : 0.259 | | | | | | |
| LAP | SECTOR 1 | | SECTOR 2 | | SECTOR 3 | | LAP TIME | MPH | DIFF | TIME OF DAY | |
| 1 - | | 84.7 | 50.803 | 75.3 | 25.634 | 112.5 | 1:57.671 | 74.44 | 11.636 | 15:18:08.342 | |
| 2 - | 35.193 | 88.5 | 48.882 | 80.3 | 25.654 | 112.4 | 1:49.729 | 79.83 | 3.694 | 15:19:58.071 | |
| 3 - | 34.354 | 90.9 | 48.994 | 81.3 | 25.388 | 113.1 | 1:48.736 | 80.56 | 2.701 | 15:21:46.807 | |
| 4 - | 33.838 | 88.8 | 48.633 | 77.4 | 25.403 | 112.4 | 1:47.874 | 81.20 | 1.839 | 15:23:34.681 | |
| 5 - | 33.890 | 91.6 | 47.977 | 77.0 | 25.753 | 112.4 | 1:47.620 | 81.39 | 1.585 | 15:25:22.301 | |
| 6 - | 33.490 | 90.9 | 47.764 | 74.7 | 25.385 | 113.9 | 1:46.639 | 82.14 | 0.604 | 15:27:08.940 | |
| 7 - | 33.551 | 90.9 | 47.670 | 80.0 | 25.217 | 113.7 | 1:46.438 (2) | 82.29 | 0.403 | 15:28:55.378 | |
| 8 - | 34.131 | 90.8 | 47.591 | 80.2 | 24.895 | 114.1 | 1:46.617 (3) | 82.16 | 0.582 | 15:30:41.995 | |
| 9 - | 33.316 | 90.4 | 47.599 | 79.4 | 25.120 | 114.3 | 1:46.035 (1) | 82.61 | | 15:32:28.030 | |
| 10 - | 34.318 | 92.3 | 47.565 | 78.4 | 25.619 | 114.3 | 1:47.502 | 81.48 | 1.467 | 15:34:15.532 | |
| 11 - | 33.423 | 91.8 | 48.272 | 82.0 | 25.037 | 114.1 | 1:46.732 | 82.07 | 0.697 | 15:36:02.264 | |
| 12 - | 34.146 | 92.1 | 47.607 | 77.4 | 25.683 | 111.2 | 1:47.436 | 81.53 | 1.401 | 15:37:49.700 | |

| P10 | 5 D2 | Robin LONGDON | | | | | Lola Mk3 | | | | |
|---------------------------|---------------|--------------------------|---------------|-------------|--------------------|--------------|---------------------|--------------|--------|---------------------|--|
| IDEAL LAP TIME : 1:46.534 | | BEST LAP TIME : 1:46.748 | | | DIFFERENCE : 0.214 | | | | | | |
| LAP | SECTOR 1 | | SECTOR 2 | | SECTOR 3 | | LAP TIME | MPH | DIFF | TIME OF DAY | |
| 1 - | | 89.1 | 48.816 | 75.4 | 26.007 | 113.5 | 1:54.309 | 76.63 | 7.561 | 15:18:04.980 | |
| 2 - | 34.547 | 83.1 | 49.533 | 74.2 | 25.848 | 112.4 | 1:49.928 | 79.68 | 3.180 | 15:19:54.908 | |
| 3 - | 34.705 | 88.0 | 49.199 | 75.1 | 25.997 | 113.1 | 1:49.901 | 79.70 | 3.153 | 15:21:44.809 | |
| 4 - | 33.976 | 85.4 | 49.057 | 69.9 | 25.823 | 113.3 | 1:48.856 | 80.47 | 2.108 | 15:23:33.665 | |
| 5 - | 33.819 | 87.7 | 48.647 | 74.2 | 26.634 | 112.5 | 1:49.100 | 80.29 | 2.352 | 15:25:22.765 | |
| 6 - | 34.006 | 89.5 | 47.443 | 72.7 | 25.320 | 114.7 | 1:46.769 (2) | 82.04 | 0.021 | 15:27:09.534 | |
| 7 - | 33.793 | 88.1 | 47.592 | 76.3 | 25.363 | 114.5 | 1:46.748 (1) | 82.06 | | 15:28:56.282 | |
| 8 - | 34.336 | 89.8 | 47.487 | 74.4 | 25.298 | 114.5 | 1:47.121 (3) | 81.77 | 0.373 | 15:30:43.403 | |
| 9 - | 49.542 | 85.8 | 52.317 | 73.0 | 26.171 | 112.2 | 2:08.030 | 68.42 | 21.282 | 15:32:51.433 | |
| 10 - | 33.961 | 87.6 | 49.167 | 72.1 | 25.951 | 114.3 | 1:49.079 | 80.30 | 2.331 | 15:34:40.512 | |
| 11 - | 34.576 | 88.8 | 48.918 | 74.0 | 25.778 | 113.1 | 1:49.272 | 80.16 | 2.524 | 15:36:29.784 | |
| 12 - | 33.927 | 87.7 | 48.228 | 75.0 | 26.336 | 109.8 | 1:48.491 | 80.74 | 1.743 | 15:38:18.275 | |

| P11 | 90 E1 | Andrew HAYDEN | | | | | Lotus 22 | | | | |
|---------------------------|---------------|--------------------------|---------------|-------------|--------------------|--------------|---------------------|--------------|--------|---------------------|--|
| IDEAL LAP TIME : 1:47.443 | | BEST LAP TIME : 1:48.371 | | | DIFFERENCE : 0.928 | | | | | | |
| LAP | SECTOR 1 | | SECTOR 2 | | SECTOR 3 | | LAP TIME | MPH | DIFF | TIME OF DAY | |
| 1 - | | 80.4 | 51.794 | 72.3 | 26.509 | 112.7 | 2:02.156 | 71.71 | 13.785 | 15:18:12.827 | |
| 2 - | 36.330 | 79.8 | 50.635 | 74.4 | 26.072 | 113.9 | 1:53.037 | 77.49 | 4.666 | 15:20:05.864 | |
| 3 - | 34.098 | 87.3 | 49.174 | 76.3 | 25.852 | 112.7 | 1:49.124 | 80.27 | 0.753 | 15:21:54.988 | |
| 4 - | 34.383 | 91.8 | 48.898 | 74.3 | 25.762 | 112.4 | 1:49.043 (3) | 80.33 | 0.672 | 15:23:44.031 | |
| 5 - | 34.417 | 93.0 | 49.313 | 77.0 | 25.631 | 112.7 | 1:49.361 | 80.10 | 0.990 | 15:25:33.392 | |
| 6 - | 33.707 | 89.2 | 49.778 | 75.3 | 26.505 | 111.1 | 1:49.990 | 79.64 | 1.619 | 15:27:23.382 | |
| 7 - | 34.109 | 87.0 | 49.590 | 74.2 | 25.792 | 112.4 | 1:49.491 | 80.00 | 1.120 | 15:29:12.873 | |
| 8 - | 33.913 | 87.3 | 49.035 | 78.5 | 25.609 | 113.1 | 1:48.557 (2) | 80.69 | 0.186 | 15:31:01.430 | |
| 9 - | 34.694 | 85.9 | 49.406 | 75.1 | 26.174 | 112.2 | 1:50.274 | 79.43 | 1.903 | 15:32:51.704 | |
| 10 - | 34.039 | 88.3 | 49.087 | 70.6 | 26.109 | 113.3 | 1:49.235 | 80.19 | 0.864 | 15:34:40.939 | |
| 11 - | 34.385 | 89.1 | 49.653 | 70.5 | 25.346 | 114.7 | 1:49.384 | 80.08 | 1.013 | 15:36:30.323 | |
| 12 - | 33.832 | 91.9 | 48.390 | 74.8 | 26.149 | 112.4 | 1:48.371 (1) | 80.83 | | 15:38:18.694 | |

| P12 | 8 B2 | Alex MORTON | | | | | Condor S2 | | | | |
|---------------------------|-------------|--------------------------|----------|------|--------------------|-------|------------------|-------|-------|--------------|--|
| IDEAL LAP TIME : 1:48.067 | | BEST LAP TIME : 1:48.152 | | | DIFFERENCE : 0.085 | | | | | | |
| LAP | SECTOR 1 | | SECTOR 2 | | SECTOR 3 | | LAP TIME | MPH | DIFF | TIME OF DAY | |
| 1 - | | 84.9 | 49.799 | 76.6 | 26.144 | 108.9 | 1:54.837 | 76.28 | 6.685 | 15:18:05.508 | |

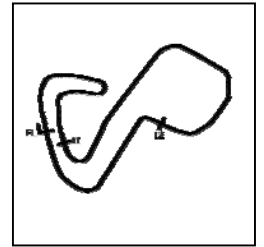
Weather / Track : Sunny / Dry

Brands Hatch GP
Circuit Length = 2.4332 miles
Start: 15:16 Flag 15:36 End: 15:39

Legends of Brands Hatch Superprix

HSCC Historic Formula Junior

RACE 4 - SECTOR ANALYSIS



SECTOR 1 = FL to I1, SECTOR 2 = I1 to I2, SECTOR 3 = I2 to FL, DIFF = Difference To Personal Best Lap, P = Crossed Finish Line in Pit Lane, D = Time Disallowed

| | | | | | | | | | | |
|------------|---------------|-------------|---------------|-------------|---------------|--------------|---------------------|--------------|-------|---------------------|
| 2 - | 34.390 | 85.3 | 50.301 | 73.7 | 25.918 | 109.6 | 1:50.609 | 79.19 | 2.457 | 15:19:56.117 |
| 3 - | 34.437 | 85.4 | 48.781 | 79.2 | 26.464 | 108.9 | 1:49.682 | 79.86 | 1.530 | 15:21:45.799 |
| 4 - | 34.953 | 83.4 | 49.077 | 79.8 | 25.708 | 109.6 | 1:49.738 | 79.82 | 1.586 | 15:23:35.537 |
| 5 - | 34.001 | 88.6 | 48.358 | 79.2 | 25.793 | 109.8 | 1:48.152 (1) | 80.99 | | 15:25:23.689 |
| 6 - | 34.286 | 86.5 | 49.230 | 81.3 | 25.935 | 108.0 | 1:49.451 (3) | 80.03 | 1.299 | 15:27:13.140 |
| 7 - | 34.308 | 86.7 | 48.923 | 78.3 | 26.199 | 107.3 | 1:49.430 (2) | 80.04 | 1.278 | 15:29:02.570 |
| 8 - | 34.718 | 85.7 | 49.496 | 83.2 | 26.073 | 106.1 | 1:50.287 | 79.42 | 2.135 | 15:30:52.857 |
| 9 - | 36.044 | 81.4 | 49.709 | 81.1 | 26.020 | 105.0 | 1:51.773 | 78.37 | 3.621 | 15:32:44.630 |
| 10 - | 34.831 | 85.3 | 49.501 | 83.5 | 26.342 | 107.2 | 1:50.674 | 79.14 | 2.522 | 15:34:35.304 |
| 11 - | 34.601 | 86.0 | 51.376 | 80.1 | 26.460 | 105.0 | 1:52.437 | 77.90 | 4.285 | 15:36:27.741 |
| 12 - | 34.533 | 85.3 | 49.958 | 71.6 | 27.401 | 104.6 | 1:51.892 | 78.28 | 3.740 | 15:38:19.633 |

P13 37 C2 Andrew TAYLOR

Cooper T56

IDEAL LAP TIME : 1:50.765

BEST LAP TIME : 1:51.156

DIFFERENCE : 0.391

| LAP | SECTOR 1 | SECTOR 2 | SECTOR 3 | LAP TIME | MPH | DIFF | TIME OF DAY | | | |
|------------|---------------|-------------|---------------|-------------|---------------|----------|---------------------|--------------|--------------|---------------------|
| 1 - | 84.3 | 50.913 | 74.6 | 26.971 | 108.4 | 1:58.282 | 74.05 | 7.126 | 15:18:08.953 | |
| 2 - | 35.280 | 85.9 | 50.671 | 76.4 | 26.693 | 108.0 | 1:52.644 | 77.76 | 1.488 | 15:20:01.597 |
| 3 - | 34.325 | 85.9 | 50.040 | 77.1 | 26.791 | 107.8 | 1:51.156 (1) | 78.80 | | 15:21:52.753 |
| 4 - | 34.607 | 85.5 | 50.065 | 76.8 | 26.512 | 107.5 | 1:51.184 (2) | 78.78 | 0.028 | 15:23:43.937 |
| 5 - | 34.539 | 85.8 | 50.122 | 78.3 | 26.584 | 107.5 | 1:51.245 (3) | 78.74 | 0.089 | 15:25:35.182 |
| 6 - | 34.635 | 84.0 | 50.255 | 74.9 | 27.063 | 107.5 | 1:51.953 | 78.24 | 0.797 | 15:27:27.135 |
| 7 - | 34.779 | 86.2 | 49.946 | 78.2 | 27.114 | 107.0 | 1:51.839 | 78.32 | 0.683 | 15:29:18.974 |
| 8 - | 34.968 | 85.1 | 50.352 | 75.4 | 26.786 | 106.5 | 1:52.106 | 78.13 | 0.950 | 15:31:11.080 |
| 9 - | 35.378 | 85.3 | 50.345 | 77.2 | 26.494 | 107.2 | 1:52.217 | 78.06 | 1.061 | 15:33:03.297 |
| 10 - | 34.941 | 81.5 | 50.523 | 78.0 | 26.663 | 107.2 | 1:52.127 | 78.12 | 0.971 | 15:34:55.424 |
| 11 - | 35.179 | 80.6 | 50.131 | 78.9 | 26.923 | 105.6 | 1:52.233 | 78.05 | 1.077 | 15:36:47.657 |
| 12 - | 35.925 | 73.1 | 52.592 | 75.4 | 29.773 | 93.4 | 1:58.290 | 74.05 | 7.134 | 15:38:45.947 |

P14 196 B2 Harindra DE SILVA

Lola Mk2

IDEAL LAP TIME : 1:51.116

BEST LAP TIME : 1:51.450

DIFFERENCE : 0.334

| LAP | SECTOR 1 | SECTOR 2 | SECTOR 3 | LAP TIME | MPH | DIFF | TIME OF DAY | | | |
|------------|---------------|-------------|---------------|-------------|---------------|--------------|---------------------|--------------|--------------|---------------------|
| 1 - | 84.0 | 51.440 | 77.0 | 26.610 | 110.3 | 1:59.054 | 73.57 | 7.604 | 15:18:09.725 | |
| 2 - | 35.561 | 85.9 | 50.870 | 78.9 | 26.501 | 109.6 | 1:52.932 | 77.56 | 1.482 | 15:20:02.657 |
| 3 - | 35.021 | 87.8 | 50.130 | 81.3 | 26.693 | 109.6 | 1:51.844 (2) | 78.32 | 0.394 | 15:21:54.501 |
| 4 - | 34.994 | 84.5 | 50.851 | 79.4 | 26.586 | 109.4 | 1:52.431 | 77.91 | 0.981 | 15:23:46.932 |
| 5 - | 34.660 | 86.8 | 50.854 | 78.7 | 26.437 | 110.1 | 1:51.951 (3) | 78.24 | 0.501 | 15:25:38.883 |
| 6 - | 35.166 | 86.0 | 50.332 | 78.2 | 26.487 | 110.1 | 1:51.985 | 78.22 | 0.535 | 15:27:30.868 |
| 7 - | 34.755 | 86.1 | 50.141 | 78.0 | 26.554 | 110.5 | 1:51.450 (1) | 78.59 | | 15:29:22.318 |
| 8 - | 35.386 | 85.9 | 50.093 | 80.6 | 26.762 | 110.0 | 1:52.241 | 78.04 | 0.791 | 15:31:14.559 |
| 9 - | 36.464 | 84.6 | 51.167 | 76.8 | 26.429 | 109.8 | 1:54.060 | 76.80 | 2.610 | 15:33:08.619 |
| 10 - | 34.594 | 86.5 | 50.690 | 77.6 | 26.939 | 109.8 | 1:52.223 | 78.05 | 0.773 | 15:35:00.842 |
| 11 - | 35.248 | 84.7 | 51.211 | 74.3 | 26.490 | 107.8 | 1:52.949 | 77.55 | 1.499 | 15:36:53.791 |

P15 11 B2 Nick TAYLOR

Elva 100

IDEAL LAP TIME : 1:51.364

BEST LAP TIME : 1:51.364

DIFFERENCE : 0.000

| LAP | SECTOR 1 | SECTOR 2 | SECTOR 3 | LAP TIME | MPH | DIFF | TIME OF DAY | | | |
|------------|---------------|-------------|---------------|-------------|---------------|--------------|---------------------|--------------|--------------|---------------------|
| 1 - | 82.5 | 52.644 | 72.7 | 27.218 | 105.3 | 2:03.131 | 71.14 | 11.767 | 15:18:13.802 | |
| 2 - | 35.986 | 83.8 | 50.652 | 77.6 | 26.751 | 105.1 | 1:53.389 | 77.25 | 2.025 | 15:20:07.191 |
| 3 - | 35.568 | 85.3 | 51.292 | 75.2 | 27.067 | 104.5 | 1:53.927 | 76.88 | 2.563 | 15:22:01.118 |
| 4 - | 35.171 | 85.2 | 51.105 | 74.8 | 26.843 | 105.3 | 1:53.119 | 77.43 | 1.755 | 15:23:54.237 |
| 5 - | 35.402 | 85.2 | 51.266 | 76.0 | 26.658 | 103.5 | 1:53.326 | 77.29 | 1.962 | 15:25:47.563 |
| 6 - | 34.941 | 85.1 | 50.040 | 76.7 | 26.383 | 105.0 | 1:51.364 (1) | 78.65 | | 15:27:38.927 |
| 7 - | 35.223 | 85.5 | 50.267 | 75.4 | 26.707 | 105.6 | 1:52.197 (2) | 78.07 | 0.833 | 15:29:31.124 |
| 8 - | 35.672 | 85.5 | 51.049 | 77.4 | 27.121 | 103.7 | 1:53.842 | 76.94 | 2.478 | 15:31:24.966 |
| 9 - | 35.268 | 83.5 | 50.660 | 77.4 | 26.739 | 101.2 | 1:52.667 | 77.74 | 1.303 | 15:33:17.633 |
| 10 - | 35.082 | 86.1 | 50.578 | 71.7 | 26.853 | 102.1 | 1:52.513 (3) | 77.85 | 1.149 | 15:35:10.146 |
| 11 - | 35.847 | 82.2 | 50.478 | 77.4 | 26.768 | 101.9 | 1:53.093 | 77.45 | 1.729 | 15:37:03.239 |

Weather / Track : Sunny / Dry

Brands Hatch GP

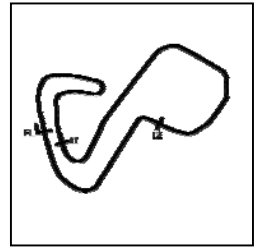
Circuit Length = 2.4332 miles

Start: 15:16 Flag 15:36 End: 15:39

Legends of Brands Hatch Superprix

HSCC Historic Formula Junior

RACE 4 - SECTOR ANALYSIS



SECTOR 1 = FL to I1, SECTOR 2 = I1 to I2, SECTOR 3 = I2 to FL, DIFF = Difference To Personal Best Lap, P = Crossed Finish Line in Pit Lane, D = Time Disallowed

| P16 25 B2 | | Andrew TART | | | | | Bond FJ 002 | | | |
|---------------------------|---------------|--------------------------|---------------|-------------|---------------|--------------|---------------------|--------------|-------------|---------------------|
| IDEAL LAP TIME : 1:51.481 | | BEST LAP TIME : 1:52.350 | | | | | DIFFERENCE : 0.869 | | | |
| LAP | SECTOR 1 | SECTOR 2 | | SECTOR 3 | | LAP TIME | MPH | DIFF | TIME OF DAY | |
| 1 - | | 85.0 | 52.005 | 73.7 | 27.042 | 109.1 | 2:01.780 | 71.93 | 9.430 | 15:18:12.451 |
| 2 - | 36.021 | 86.3 | 50.501 | 72.8 | 26.969 | 107.5 | 1:53.491 | 77.18 | 1.141 | 15:20:05.942 |
| 3 - | 35.972 | 87.0 | 51.452 | 74.2 | 26.792 | 108.4 | 1:54.216 | 76.69 | 1.866 | 15:22:00.158 |
| 4 - | 35.396 | 84.9 | 51.018 | 73.5 | 26.666 | 108.4 | 1:53.080 | 77.46 | 0.730 | 15:23:53.238 |
| 5 - | 35.222 | 86.8 | 50.561 | 76.1 | 26.726 | 108.7 | 1:52.509 (2) | 77.85 | 0.159 | 15:25:45.747 |
| 6 - | 35.383 | 87.3 | 50.278 | 74.4 | 26.689 | 108.5 | 1:52.350 (1) | 77.96 | | 15:27:38.097 |
| 7 - | 35.589 | 86.3 | 50.362 | 75.1 | 26.686 | 108.4 | 1:52.637 (3) | 77.77 | 0.287 | 15:29:30.734 |
| 8 - | 35.554 | 87.0 | 51.247 | 76.1 | 26.655 | 109.1 | 1:53.456 | 77.20 | 1.106 | 15:31:24.190 |
| 9 - | 37.387 | 81.0 | 49.790 | 75.8 | 26.469 | 104.0 | 1:53.646 | 77.08 | 1.296 | 15:33:17.836 |
| 10 - | 35.796 | 86.8 | 50.389 | 77.9 | 27.030 | 109.8 | 1:53.215 | 77.37 | 0.865 | 15:35:11.051 |
| 11 - | 35.798 | 84.4 | 51.008 | 77.9 | 28.189 | 100.6 | 1:54.995 | 76.17 | 2.645 | 15:37:06.046 |

| P17 10 B2 | | Mike WALKER | | | | | Bond FJ 001 | | | |
|---------------------------|---------------|--------------------------|---------------|-------------|---------------|--------------|---------------------|--------------|-------------|---------------------|
| IDEAL LAP TIME : 1:51.656 | | BEST LAP TIME : 1:52.051 | | | | | DIFFERENCE : 0.395 | | | |
| LAP | SECTOR 1 | SECTOR 2 | | SECTOR 3 | | LAP TIME | MPH | DIFF | TIME OF DAY | |
| 1 - | | 78.8 | 52.667 | 69.0 | 27.319 | 111.1 | 2:05.030 | 70.06 | 12.979 | 15:18:15.701 |
| 2 - | 36.088 | 83.5 | 51.282 | 70.1 | 27.167 | 110.1 | 1:54.537 | 76.48 | 2.486 | 15:20:10.238 |
| 3 - | 35.961 | 84.5 | 51.501 | 69.0 | 27.599 | 108.7 | 1:55.061 | 76.13 | 3.010 | 15:22:05.299 |
| 4 - | 35.992 | 84.3 | 50.870 | 71.6 | 26.750 | 108.5 | 1:53.612 | 77.10 | 1.561 | 15:23:58.911 |
| 5 - | 35.678 | 84.2 | 50.185 | 70.4 | 26.886 | 108.9 | 1:52.749 | 77.69 | 0.698 | 15:25:51.660 |
| 6 - | 36.729 | 82.8 | 49.741 | 72.4 | 26.554 | 110.1 | 1:53.024 | 77.50 | 0.973 | 15:27:44.684 |
| 7 - | 35.944 | 84.3 | 51.485 | 70.4 | 27.445 | 108.2 | 1:54.874 | 76.25 | 2.823 | 15:29:39.558 |
| 8 - | 35.508 | 86.3 | 50.076 | 75.4 | 26.467 | 110.7 | 1:52.051 (1) | 78.17 | | 15:31:31.609 |
| 9 - | 35.986 | 84.7 | 50.018 | 76.2 | 26.407 | 108.5 | 1:52.411 (2) | 77.92 | 0.360 | 15:33:24.020 |
| 10 - | 35.858 | 84.3 | 50.214 | 73.3 | 26.468 | 109.8 | 1:52.540 (3) | 77.83 | 0.489 | 15:35:16.560 |
| 11 - | 35.596 | 82.7 | 50.802 | 76.3 | 27.021 | 103.5 | 1:53.419 | 77.23 | 1.368 | 15:37:09.979 |

| P18 43 C2 | | Ian SIMMONDS | | | | | Envoy Mk1 | | | |
|---------------------------|---------------|--------------------------|---------------|-------------|---------------|--------------|---------------------|--------------|-------------|---------------------|
| IDEAL LAP TIME : 1:51.993 | | BEST LAP TIME : 1:52.517 | | | | | DIFFERENCE : 0.524 | | | |
| LAP | SECTOR 1 | SECTOR 2 | | SECTOR 3 | | LAP TIME | MPH | DIFF | TIME OF DAY | |
| 1 - | | 77.9 | 52.751 | 71.7 | 27.272 | 110.1 | 2:03.971 | 70.66 | 11.454 | 15:18:14.642 |
| 2 - | 35.788 | 85.9 | 51.464 | 73.5 | 27.267 | 107.7 | 1:54.519 | 76.49 | 2.002 | 15:20:09.161 |
| 3 - | 36.019 | 85.7 | 52.193 | 72.0 | 27.720 | 106.8 | 1:55.932 | 75.56 | 3.415 | 15:22:05.093 |
| 4 - | 36.803 | 84.5 | 51.553 | 74.4 | 27.648 | 107.3 | 1:56.004 | 75.51 | 3.487 | 15:24:01.097 |
| 5 - | 36.227 | 86.3 | 51.617 | 74.3 | 27.508 | 107.2 | 1:55.352 | 75.94 | 2.835 | 15:25:56.449 |
| 6 - | 36.117 | 81.6 | 51.134 | 76.6 | 27.358 | 108.2 | 1:54.609 | 76.43 | 2.092 | 15:27:51.058 |
| 7 - | 35.362 | 87.4 | 50.072 | 69.4 | 27.478 | 108.0 | 1:52.912 (3) | 77.58 | 0.395 | 15:29:43.970 |
| 8 - | 35.010 | 87.6 | 50.660 | 73.8 | 27.154 | 108.5 | 1:52.824 (2) | 77.64 | 0.307 | 15:31:36.794 |
| 9 - | 35.026 | 87.9 | 52.353 | 75.8 | 27.184 | 108.5 | 1:54.563 | 76.46 | 2.046 | 15:33:31.357 |
| 10 - | 34.858 | 88.5 | 50.596 | 75.5 | 27.063 | 107.7 | 1:52.517 (1) | 77.85 | | 15:35:23.874 |
| 11 - | 35.582 | 87.9 | 50.328 | 74.8 | 27.612 | 103.5 | 1:53.522 | 77.16 | 1.005 | 15:37:17.396 |

| P19 30 C2 | | Trevor GRIFFITHS | | | | | Emeryson FJ | | | |
|---------------------------|---------------|--------------------------|---------------|-------------|---------------|--------------|---------------------|--------------|-------------|---------------------|
| IDEAL LAP TIME : 1:52.219 | | BEST LAP TIME : 1:52.951 | | | | | DIFFERENCE : 0.732 | | | |
| LAP | SECTOR 1 | SECTOR 2 | | SECTOR 3 | | LAP TIME | MPH | DIFF | TIME OF DAY | |
| 1 - | | 81.2 | 52.550 | 69.3 | 27.279 | 104.6 | 2:03.536 | 70.90 | 10.585 | 15:18:14.207 |
| 2 - | 35.828 | 82.5 | 52.632 | 72.8 | 27.149 | 103.7 | 1:55.609 | 75.77 | 2.658 | 15:20:09.816 |
| 3 - | 35.626 | 83.8 | 52.907 | 70.7 | 27.295 | 103.4 | 1:55.828 | 75.62 | 2.877 | 15:22:05.644 |
| 4 - | 36.886 | 83.2 | 51.260 | 73.0 | 27.826 | 102.2 | 1:55.972 | 75.53 | 3.021 | 15:24:01.616 |
| 5 - | 36.055 | 84.7 | 51.562 | 71.4 | 27.510 | 102.9 | 1:55.127 | 76.08 | 2.176 | 15:25:56.743 |
| 6 - | 35.530 | 83.0 | 50.819 | 75.2 | 26.822 | 103.7 | 1:53.171 (2) | 77.40 | 0.220 | 15:27:49.914 |
| 7 - | 34.973 | 84.5 | 50.962 | 70.7 | 27.310 | 102.6 | 1:53.245 (3) | 77.35 | 0.294 | 15:29:43.159 |
| 8 - | 35.236 | 83.4 | 50.931 | 73.5 | 26.784 | 102.2 | 1:52.951 (1) | 77.55 | | 15:31:36.110 |
| 9 - | 35.116 | 82.5 | 51.862 | 74.2 | 27.437 | 102.9 | 1:54.415 | 76.56 | 1.464 | 15:33:30.525 |
| 10 - | 35.188 | 82.6 | 51.629 | 76.0 | 26.939 | 102.7 | 1:53.756 | 77.00 | 0.805 | 15:35:24.281 |
| 11 - | 36.100 | 82.8 | 50.462 | 77.2 | 26.988 | 101.2 | 1:53.550 | 77.14 | 0.599 | 15:37:17.831 |

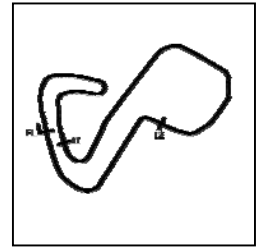
Weather / Track : Sunny / Dry

Brands Hatch GP
Circuit Length = 2.4332 miles
Start: 15:16 Flag 15:36 End: 15:39

Legends of Brands Hatch Superprix

HSCC Historic Formula Junior

RACE 4 - SECTOR ANALYSIS



SECTOR 1 = FL to I1, SECTOR 2 = I1 to I2, SECTOR 3 = I2 to FL, DIFF = Difference To Personal Best Lap, P = Crossed Finish Line in Pit Lane, D = Time Disallowed

| P20 72 E2 | | Tom DE GRES | | | | | Cooper T59 | | | |
|---------------------------|---------------|--------------------------|---------------|-------------|---------------|--------------|---------------------|--------------|-------------|---------------------|
| IDEAL LAP TIME : 1:54.577 | | BEST LAP TIME : 1:55.442 | | | | | DIFFERENCE : 0.865 | | | |
| LAP | SECTOR 1 | SECTOR 2 | | SECTOR 3 | | LAP TIME | MPH | DIFF | TIME OF DAY | |
| 1 - | | 79.6 | 54.562 | 71.8 | 27.175 | 105.8 | 2:08.334 | 68.25 | 12.892 | 15:18:19.005 |
| 2 - | 36.720 | 84.5 | 51.645 | 76.0 | 27.077 | 106.5 | 1:55.442 (1) | 75.88 | | 15:20:14.447 |
| 3 - | 37.181 | 77.5 | 52.561 | 73.5 | 27.131 | 103.7 | 1:56.873 | 74.95 | 1.431 | 15:22:11.320 |
| 4 - | 36.632 | 82.2 | 52.857 | 72.8 | 27.283 | 102.2 | 1:56.772 (3) | 75.01 | 1.330 | 15:24:08.092 |
| 5 - | 36.217 | 80.2 | 52.540 | 75.6 | 26.944 | 105.3 | 1:55.701 (2) | 75.71 | 0.259 | 15:26:03.793 |
| 6 - | 35.988 | 81.2 | 53.854 | 73.3 | 28.004 | 102.9 | 1:57.846 | 74.33 | 2.404 | 15:28:01.639 |
| 7 - | 37.081 | 79.7 | 54.757 | 71.3 | 29.238 | 101.8 | 2:01.076 | 72.34 | 5.634 | 15:30:02.715 |
| 8 - | 37.306 | 81.4 | 54.125 | 71.0 | 27.949 | 100.1 | 1:59.380 | 73.37 | 3.938 | 15:32:02.095 |
| 9 - | 37.255 | 82.8 | 52.794 | 72.1 | 27.493 | 104.3 | 1:57.542 | 74.52 | 2.100 | 15:33:59.637 |
| 10 - | 37.134 | 84.9 | 55.586 | 65.6 | 27.689 | 104.2 | 2:00.409 | 72.75 | 4.967 | 15:36:00.046 |
| 11 - | 36.704 | 81.6 | 53.030 | 73.1 | 27.686 | 100.7 | 1:57.420 | 74.60 | 1.978 | 15:37:57.466 |

| P21 65 E1 | | Richard FERRIS | | | | | Donford FJ | | | |
|---------------------------|---------------|--------------------------|---------------|-------------|---------------|--------------|---------------------|--------------|-------------|---------------------|
| IDEAL LAP TIME : 1:53.110 | | BEST LAP TIME : 1:53.649 | | | | | DIFFERENCE : 0.539 | | | |
| LAP | SECTOR 1 | SECTOR 2 | | SECTOR 3 | | LAP TIME | MPH | DIFF | TIME OF DAY | |
| 1 - | | 73.3 | 53.892 | 79.4 | 26.726 | 108.9 | 2:06.014 | 69.51 | 12.365 | 15:18:16.685 |
| 2 - | 35.679 | 83.1 | 53.590 | 73.5 | 27.121 | 106.3 | 1:56.390 | 75.26 | 2.741 | 15:20:13.075 |
| 3 - | 58.347 | 77.9 | 53.325 | 72.3 | 28.013 | 102.1 | 2:19.685 | 62.71 | 26.036 | 15:22:32.760 |
| 4 - | 35.685 | 82.5 | 53.905 | 69.6 | 27.447 | 107.0 | 1:57.037 | 74.84 | 3.388 | 15:24:29.797 |
| 5 - | 36.542 | 86.0 | 53.966 | 76.0 | 27.015 | 107.0 | 1:57.523 | 74.53 | 3.874 | 15:26:27.320 |
| 6 - | 35.281 | 81.7 | 52.973 | 76.1 | 27.594 | 104.2 | 1:55.848 | 75.61 | 2.199 | 15:28:23.168 |
| 7 - | 35.029 | 85.7 | 51.533 | 78.9 | 27.087 | 102.4 | 1:53.649 (1) | 77.07 | | 15:30:16.817 |
| 8 - | 36.904 | 85.2 | 51.485 | 80.1 | 30.365 | 94.7 | 1:58.754 | 73.76 | 5.105 | 15:32:15.571 |
| 9 - | 36.019 | 85.3 | 51.898 | 76.5 | 28.277 | 97.6 | 1:56.194 | 75.38 | 2.545 | 15:34:11.765 |
| 10 - | 34.899 | 88.7 | 52.582 | 74.5 | 26.951 | 107.8 | 1:54.432 (2) | 76.55 | 0.783 | 15:36:06.197 |
| 11 - | 35.792 | 81.3 | 52.311 | 75.9 | 26.870 | 106.0 | 1:54.973 (3) | 76.19 | 1.324 | 15:38:01.170 |

| P22 35 D2 | | John HUTCHISON Jr | | | | | Envoy Mk1 | | | |
|---------------------------|---------------|--------------------------|---------------|-------------|---------------|--------------|---------------------|--------------|-------------|---------------------|
| IDEAL LAP TIME : 1:58.305 | | BEST LAP TIME : 1:58.345 | | | | | DIFFERENCE : 0.040 | | | |
| LAP | SECTOR 1 | SECTOR 2 | | SECTOR 3 | | LAP TIME | MPH | DIFF | TIME OF DAY | |
| 1 - | | 81.1 | 56.052 | 71.0 | 28.194 | 104.0 | 2:11.839 | 66.44 | 13.494 | 15:18:22.510 |
| 2 - | 37.553 | 83.2 | 54.834 | 73.8 | 28.399 | 100.7 | 2:00.786 | 72.52 | 2.441 | 15:20:23.296 |
| 3 - | 38.267 | 83.5 | 54.826 | 74.2 | 28.048 | 102.7 | 2:01.141 | 72.31 | 2.796 | 15:22:24.437 |
| 4 - | 37.108 | 81.7 | 54.550 | 74.0 | 28.705 | 101.8 | 2:00.363 (2) | 72.77 | 2.018 | 15:24:24.800 |
| 5 - | 36.803 | 83.4 | 54.891 | 73.7 | 28.899 | 98.9 | 2:00.593 (3) | 72.63 | 2.248 | 15:26:25.393 |
| 6 - | 39.108 | 70.1 | 55.007 | 77.2 | 28.980 | 104.6 | 2:03.095 | 71.16 | 4.750 | 15:28:28.488 |
| 7 - | 36.731 | 85.1 | 53.526 | 72.6 | 28.088 | 101.9 | 1:58.345 (1) | 74.01 | | 15:30:26.833 |
| 8 - | 37.139 | 81.6 | 55.890 | 73.1 | 29.066 | 99.2 | 2:02.095 | 71.74 | 3.750 | 15:32:28.928 |
| 9 - | 36.919 | 82.4 | 55.198 | 67.4 | 28.614 | 100.7 | 2:00.731 | 72.55 | 2.386 | 15:34:29.659 |
| 10 - | 37.222 | 80.6 | 56.620 | 69.6 | 28.550 | 103.0 | 2:02.392 | 71.57 | 4.047 | 15:36:32.051 |
| 11 - | 37.426 | 82.7 | 55.602 | 69.3 | 29.560 | 86.9 | 2:02.588 | 71.45 | 4.243 | 15:38:34.639 |

| P23 28 D2 | | Colin MCKAY | | | | | Gemini Mk2 | | | |
|---------------------------|---------------|--------------------------|---------------|-------------|---------------|--------------|---------------------|--------------|-------------|---------------------|
| IDEAL LAP TIME : 1:57.671 | | BEST LAP TIME : 1:58.535 | | | | | DIFFERENCE : 0.864 | | | |
| LAP | SECTOR 1 | SECTOR 2 | | SECTOR 3 | | LAP TIME | MPH | DIFF | TIME OF DAY | |
| 1 - | | 76.6 | 54.519 | 68.0 | 27.627 | 104.0 | 2:08.010 | 68.43 | 9.475 | 15:18:18.681 |
| 2 - | 37.408 | 78.4 | 54.297 | 67.5 | 28.265 | 100.4 | 1:59.970 | 73.01 | 1.435 | 15:20:18.651 |
| 3 - | 37.209 | 81.8 | 56.592 | 64.5 | 29.248 | 100.3 | 2:03.049 | 71.18 | 4.514 | 15:22:21.700 |
| 4 - | 36.668 | 82.5 | 54.686 | 62.9 | 28.536 | 101.2 | 1:59.890 | 73.06 | 1.355 | 15:24:21.590 |
| 5 - | 36.694 | 82.7 | 54.030 | 68.9 | 28.094 | 104.8 | 1:58.818 (2) | 73.72 | 0.283 | 15:26:20.408 |
| 6 - | 36.898 | 81.0 | 59.784 | 59.9 | 31.079 | 93.9 | 2:07.761 | 68.56 | 9.226 | 15:28:28.169 |
| 7 - | 38.974 | 77.4 | 56.317 | 61.7 | 28.537 | 99.1 | 2:03.828 | 70.74 | 5.293 | 15:30:31.997 |
| 8 - | 40.379 | 73.5 | 57.570 | 71.6 | 28.277 | 99.4 | 2:06.226 | 69.39 | 7.691 | 15:32:38.223 |
| 9 - | 37.280 | 81.0 | 53.541 | 70.8 | 27.714 | 101.3 | 1:58.535 (1) | 73.90 | | 15:34:36.758 |
| 10 - | 36.503 | 82.8 | 54.265 | 68.6 | 29.097 | 98.5 | 1:59.865 (3) | 73.08 | 1.330 | 15:36:36.623 |
| 11 - | 37.051 | 82.2 | 54.991 | 70.6 | 28.732 | 97.3 | 2:00.774 | 72.53 | 2.239 | 15:38:37.397 |

Weather / Track : Sunny / Dry

Brands Hatch GP

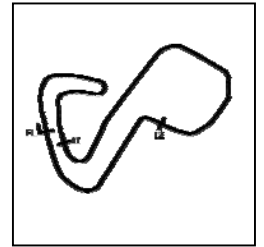
Circuit Length = 2.4332 miles

Start: 15:16 Flag 15:36 End: 15:39

Legends of Brands Hatch Superprix

HSCC Historic Formula Junior

RACE 4 - SECTOR ANALYSIS



SECTOR 1 = FL to I1, SECTOR 2 = I1 to I2, SECTOR 3 = I2 to FL, DIFF = Difference To Personal Best Lap, P = Crossed Finish Line in Pit Lane, D = Time Disallowed

| P24 140 C2 | | Keith PICKERING | | | | | Britannia FJ | | | |
|---------------------------|---------------|--------------------------|---------------|-------------|---------------|--------------|---------------------|--------------|-------------|---------------------|
| IDEAL LAP TIME : 1:55.210 | | BEST LAP TIME : 1:55.428 | | | | | DIFFERENCE : 0.218 | | | |
| LAP | SECTOR 1 | SECTOR 2 | | SECTOR 3 | | LAP TIME | MPH | DIFF | TIME OF DAY | |
| 1 - | | 79.7 | 54.463 | 72.6 | 27.652 | 104.5 | 2:07.448 | 68.73 | 12.020 | 15:18:18.119 |
| 2 - | 36.534 | 85.0 | 52.027 | 72.5 | 27.415 | 105.0 | 1:55.976 (2) | 75.53 | 0.548 | 15:20:14.095 |
| 3 - | 37.026 | 84.5 | 51.987 | 75.4 | 27.598 | 102.7 | 1:56.611 (3) | 75.12 | 1.183 | 15:22:10.706 |
| 4 - | 37.018 | 84.6 | 52.530 | 75.0 | 27.749 | 101.9 | 1:57.297 | 74.68 | 1.869 | 15:24:08.003 |
| 5 - | 35.976 | 85.0 | 51.819 | 72.1 | 27.633 | 102.6 | 1:55.428 (1) | 75.89 | | 15:26:03.431 |
| 6 - | 1:13.279 | 52.7 | 56.566 | 72.1 | 28.255 | 101.8 | 2:38.100 | 55.40 | 42.672 | 15:28:41.531 |
| 7 - | 36.790 | 83.8 | 53.617 | 73.4 | 27.883 | 101.3 | 1:58.290 | 74.05 | 2.862 | 15:30:39.821 |
| 8 - | 37.403 | 83.6 | 53.712 | 73.1 | 28.246 | 99.1 | 1:59.361 | 73.38 | 3.933 | 15:32:39.182 |
| 9 - | 36.962 | 83.8 | 54.281 | 70.6 | 27.983 | 99.7 | 1:59.226 | 73.47 | 3.798 | 15:34:38.408 |
| 10 - | 37.272 | 74.2 | 53.826 | 69.4 | 28.124 | 98.5 | 1:59.222 | 73.47 | 3.794 | 15:36:37.630 |
| 11 - | 37.017 | 83.3 | 59.191 | 50.1 | 44.962 | 58.2 | 2:21.170 | 62.05 | 25.742 | 15:38:58.800 |

| P25 26 B2 | | Roger DEXTER | | | | | Elva 100 DKW | | | |
|---------------------------|---------------|--------------------------|---------------|-------------|---------------|-------------|---------------------|--------------|-------------|---------------------|
| IDEAL LAP TIME : 2:03.524 | | BEST LAP TIME : 2:04.049 | | | | | DIFFERENCE : 0.525 | | | |
| LAP | SECTOR 1 | SECTOR 2 | | SECTOR 3 | | LAP TIME | MPH | DIFF | TIME OF DAY | |
| 1 - | | 72.6 | 57.373 | 62.2 | 29.520 | 94.1 | 2:15.110 | 64.83 | 11.061 | 15:18:25.781 |
| 2 - | 38.247 | 74.2 | 57.526 | 61.1 | 29.600 | 91.1 | 2:05.373 | 69.87 | 1.324 | 15:20:31.154 |
| 3 - | 39.706 | 71.3 | 57.610 | 63.6 | 29.395 | 92.5 | 2:06.711 | 69.13 | 2.662 | 15:22:37.865 |
| 4 - | 38.275 | 69.2 | 57.273 | 63.0 | 29.601 | 93.5 | 2:05.149 (3) | 69.99 | 1.100 | 15:24:43.014 |
| 5 - | 38.764 | 67.0 | 57.195 | 64.6 | 29.572 | 89.8 | 2:05.531 | 69.78 | 1.482 | 15:26:48.545 |
| 6 - | 38.386 | 74.3 | 56.449 | 67.1 | 30.474 | 88.7 | 2:05.309 | 69.90 | 1.260 | 15:28:53.854 |
| 7 - | 39.619 | 75.6 | 56.515 | 65.5 | 29.175 | 94.2 | 2:05.309 | 69.90 | 1.260 | 15:30:59.163 |
| 8 - | 39.115 | 65.5 | 56.102 | 67.7 | 29.425 | 91.0 | 2:04.642 (2) | 70.28 | 0.593 | 15:33:03.805 |
| 9 - | 38.269 | 74.4 | 56.345 | 68.1 | 29.435 | 87.3 | 2:04.049 (1) | 70.61 | | 15:35:07.854 |
| 10 - | 39.714 | 70.2 | 57.065 | 63.7 | 30.467 | 90.8 | 2:07.246 | 68.84 | 3.197 | 15:37:15.100 |

| P26 39 C1 | | David WALKER | | | | | Lotus 18 | | | |
|---------------------------|---------------|--------------------------|---------------|-------------|---------------|--------------|---------------------|--------------|-------------|---------------------|
| IDEAL LAP TIME : 2:05.470 | | BEST LAP TIME : 2:06.308 | | | | | DIFFERENCE : 0.838 | | | |
| LAP | SECTOR 1 | SECTOR 2 | | SECTOR 3 | | LAP TIME | MPH | DIFF | TIME OF DAY | |
| 1 - | | 73.5 | 59.018 | 69.1 | 30.371 | 98.6 | 2:22.016 | 61.68 | 15.708 | 15:18:32.687 |
| 2 - | 40.684 | 78.0 | 58.927 | 70.1 | 30.370 | 98.8 | 2:09.981 | 67.39 | 3.673 | 15:20:42.668 |
| 3 - | 40.564 | 81.9 | 57.932 | 70.6 | 30.217 | 100.4 | 2:08.713 | 68.05 | 2.405 | 15:22:51.381 |
| 4 - | 40.568 | 80.0 | 58.780 | 68.0 | 30.233 | 99.7 | 2:09.581 | 67.60 | 3.273 | 15:25:00.962 |
| 5 - | 40.389 | 83.3 | 57.809 | 63.7 | 30.179 | 91.8 | 2:08.377 | 68.23 | 2.069 | 15:27:09.339 |
| 6 - | 41.368 | 81.5 | 58.380 | 68.1 | 30.924 | 98.6 | 2:10.672 | 67.03 | 4.364 | 15:29:20.011 |
| 7 - | 40.773 | 81.5 | 58.242 | 66.7 | 29.237 | 102.9 | 2:08.252 | 68.30 | 1.944 | 15:31:28.263 |
| 8 - | 39.510 | 80.1 | 58.034 | 74.0 | 29.491 | 100.4 | 2:07.035 (2) | 68.95 | 0.727 | 15:33:35.298 |
| 9 - | 39.632 | 82.1 | 57.258 | 67.1 | 29.418 | 101.2 | 2:06.308 (1) | 69.35 | | 15:35:41.606 |
| 10 - | 39.114 | 84.0 | 57.119 | 67.7 | 31.897 | 98.5 | 2:08.130 (3) | 68.36 | 1.822 | 15:37:49.736 |

| P27 31 C2 | | Peter EDBROOKE | | | | | Lotus 18 | | | |
|---------------------------|---------------|--------------------------|---------------|-------------|---------------|-------------|---------------------|--------------|-------------|---------------------|
| IDEAL LAP TIME : 2:08.496 | | BEST LAP TIME : 2:09.807 | | | | | DIFFERENCE : 1.311 | | | |
| LAP | SECTOR 1 | SECTOR 2 | | SECTOR 3 | | LAP TIME | MPH | DIFF | TIME OF DAY | |
| 1 - | | 71.3 | 1:00.254 | 62.2 | 29.781 | 97.9 | 2:23.899 | 60.87 | 14.092 | 15:18:34.570 |
| 2 - | 40.292 | 70.7 | 1:00.046 | 65.8 | 29.469 | 98.1 | 2:09.807 (1) | 67.48 | | 15:20:44.377 |
| 3 - | 40.563 | 68.7 | 1:00.167 | 63.7 | 29.672 | 93.7 | 2:10.402 (2) | 67.17 | 0.595 | 15:22:54.779 |
| 4 - | 40.279 | 63.4 | 1:05.434 | 48.3 | 32.768 | 92.9 | 2:18.481 | 63.25 | 8.674 | 15:25:13.260 |
| 5 - | 43.020 | 61.3 | 1:02.678 | 59.3 | 31.608 | 91.6 | 2:17.306 | 63.79 | 7.499 | 15:27:30.566 |
| 6 - | 43.951 | 65.4 | 1:00.473 | 57.3 | 32.473 | 94.1 | 2:16.897 | 63.98 | 7.090 | 15:29:47.463 |
| 7 - | 40.882 | 66.2 | 1:03.260 | 65.0 | 31.059 | 86.7 | 2:15.201 | 64.79 | 5.394 | 15:32:02.664 |
| 8 - | 43.027 | 71.3 | 1:03.641 | 59.5 | 31.424 | 94.1 | 2:18.092 | 63.43 | 8.285 | 15:34:20.756 |
| 9 - | 40.447 | 68.7 | 1:03.821 | 48.6 | 33.194 | 88.8 | 2:17.462 | 63.72 | 7.655 | 15:36:38.218 |
| 10 - | 41.101 | 70.1 | 58.748 | 58.2 | 31.867 | 89.1 | 2:11.716 (3) | 66.50 | 1.909 | 15:38:49.934 |

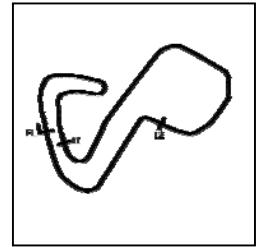
Weather / Track : Sunny / Dry

Brands Hatch GP
Circuit Length = 2.4332 miles
Start: 15:16 Flag 15:36 End: 15:39

Legends of Brands Hatch Superprix

HSCC Historic Formula Junior

RACE 4 - SECTOR ANALYSIS



SECTOR 1 = FL to I1, SECTOR 2 = I1 to I2, SECTOR 3 = I2 to FL, DIFF = Difference To Personal Best Lap, P = Crossed Finish Line in Pit Lane, D = Time Disallowed

| P28 58 E1 | | Richard SMEETON | | | | | Wainer | | | | |
|---------------------------|---------------|--------------------------|---------------|-------------|---------------|--------------|---------------------|--------------|-------------|---------------------|--|
| IDEAL LAP TIME : 1:44.743 | | BEST LAP TIME : 1:45.108 | | | | | DIFFERENCE : 0.365 | | | | |
| LAP | SECTOR 1 | SECTOR 2 | | SECTOR 3 | | LAP TIME | MPH | DIFF | TIME OF DAY | | |
| 1 - | | 87.2 | 48.191 | 78.3 | 25.075 | 116.1 | 1:49.946 | 79.67 | 4.838 | 15:18:00.617 | |
| 2 - | 33.014 | 83.2 | 47.907 | 82.1 | 24.988 | 116.7 | 1:45.909 | 82.71 | 0.801 | 15:19:46.526 | |
| 3 - | 33.042 | 91.9 | 47.606 | 77.6 | 24.888 | 116.9 | 1:45.536 | 83.00 | 0.428 | 15:21:32.062 | |
| 4 - | 33.182 | 93.0 | 47.371 | 80.3 | 24.824 | 116.1 | 1:45.377 (3) | 83.12 | 0.269 | 15:23:17.439 | |
| 5 - | 33.615 | 92.1 | 47.836 | 77.6 | 25.162 | 116.1 | 1:46.613 | 82.16 | 1.505 | 15:25:04.052 | |
| 6 - | 33.306 | 93.0 | 47.102 | 84.3 | 25.348 | 116.1 | 1:45.756 | 82.83 | 0.648 | 15:26:49.808 | |
| 7 - | 33.390 | 93.9 | 48.209 | 78.7 | 24.920 | 115.7 | 1:46.519 | 82.23 | 1.411 | 15:28:36.327 | |
| 8 - | 32.817 | 95.7 | 47.295 | 81.8 | 25.066 | 115.7 | 1:45.178 (2) | 83.28 | 0.070 | 15:30:21.505 | |
| 9 - | 32.878 | 96.0 | 47.115 | 81.7 | 25.115 | 115.7 | 1:45.108 (1) | 83.34 | | 15:32:06.613 | |
| 10 - | 33.164 | 91.0 | 48.632 | 79.7 | 24.894 | 115.9 | 1:46.690 | 82.10 | 1.582 | 15:33:53.303 | |
| 11 - | 33.019 | 94.3 | 47.400 | 76.7 | 25.181 | 116.1 | 1:45.600 | 82.95 | 0.492 | 15:35:38.903 | |

| P29 76 E1 | | Simon DURLING | | | | | Lotus 22 | | | | |
|---------------------------|---------------|--------------------------|---------------|----------|---------------|--------------|---------------------|--------------|-------------|---------------------|--|
| IDEAL LAP TIME : 1:51.369 | | BEST LAP TIME : 1:51.907 | | | | | DIFFERENCE : 0.538 | | | | |
| LAP | SECTOR 1 | SECTOR 2 | | SECTOR 3 | | LAP TIME | MPH | DIFF | TIME OF DAY | | |
| 1 - | | 86.5 | 51.916 | 68.2 | 27.287 | 109.6 | 2:01.221 | 72.26 | 9.314 | 15:18:11.892 | |
| 2 - | 35.797 | 89.2 | 50.770 | 70.8 | 26.500 | 110.5 | 1:53.067 | 77.47 | 1.160 | 15:20:04.959 | |
| 3 - | 34.775 | 89.0 | 51.484 | 72.2 | 26.655 | 110.5 | 1:52.914 | 77.57 | 1.007 | 15:21:57.873 | |
| 4 - | 34.948 | 89.3 | 50.582 | 68.1 | 26.627 | 111.1 | 1:52.157 (2) | 78.10 | 0.250 | 15:23:50.030 | |
| 5 - | 35.784 | 88.5 | 50.739 | 69.1 | 27.012 | 110.3 | 1:53.535 | 77.15 | 1.628 | 15:25:43.565 | |
| 6 - | 35.259 | 90.0 | 50.900 | 67.6 | 26.495 | 111.2 | 1:52.654 (3) | 77.75 | 0.747 | 15:27:36.219 | |
| 7 - | 35.911 | 86.9 | 50.346 | 68.5 | 26.526 | 109.6 | 1:52.783 | 77.66 | 0.876 | 15:29:29.002 | |
| 8 - | 34.622 | 88.4 | 50.252 | 70.4 | 27.033 | 109.4 | 1:51.907 (1) | 78.27 | | 15:31:20.909 | |
| 9 - | 36.301 | 84.7 | 50.805 | 71.3 | 27.644 | 107.8 | 1:54.750 | 76.33 | 2.843 | 15:33:15.659 | |
| 10 - | 35.037 | 89.5 | 50.704 | 69.9 | 29.179 | 108.7 | 1:54.920 | 76.22 | 3.013 | 15:35:10.579 | |

| P30 51 B2 | | Michael HIBBERD | | | | | Lola Mk2 | | | | |
|---------------------------|---------------|--------------------------|---------------|-------------|---------------|--------------|---------------------|--------------|-------------|---------------------|--|
| IDEAL LAP TIME : 1:49.592 | | BEST LAP TIME : 1:49.755 | | | | | DIFFERENCE : 0.163 | | | | |
| LAP | SECTOR 1 | SECTOR 2 | | SECTOR 3 | | LAP TIME | MPH | DIFF | TIME OF DAY | | |
| 1 - | | 87.6 | 49.675 | 75.9 | 26.335 | 112.7 | 1:56.528 | 75.17 | 6.773 | 15:18:07.199 | |
| 2 - | 34.666 | 89.8 | 49.650 | 75.8 | 26.151 | 112.2 | 1:50.467 (2) | 79.29 | 0.712 | 15:19:57.666 | |
| 3 - | 34.380 | 89.1 | 50.038 | 73.7 | 26.499 | 112.4 | 1:50.917 (3) | 78.97 | 1.162 | 15:21:48.583 | |
| 4 - | 34.543 | 88.5 | 49.097 | 78.2 | 26.115 | 111.1 | 1:49.755 (1) | 79.81 | | 15:23:38.338 | |
| 5 - | 35.449 | 87.4 | 49.703 | 75.9 | 26.299 | 109.6 | 1:51.451 | 78.59 | 1.696 | 15:25:29.789 | |
| 6 - | 35.418 | 86.7 | 51.094 | 76.4 | 27.733 | 108.5 | 1:54.245 | 76.67 | 4.490 | 15:27:24.034 | |
| 7 - | 35.547 | 86.3 | 50.703 | 75.5 | 27.259 | 107.2 | 1:53.509 | 77.17 | 3.754 | 15:29:17.543 | |
| 8 - | 36.339 | 77.0 | 52.709 | 70.8 | 27.320 | 106.8 | 1:56.368 | 75.27 | 6.613 | 15:31:13.911 | |

| P31 147 C2 | | Clinton McCARTHY | | | | | Lotus 18 | | | | |
|---------------------------|---------------|--------------------------|---------------|-------------|---------------|--------------|---------------------|--------------|-------------|---------------------|--|
| IDEAL LAP TIME : 1:52.288 | | BEST LAP TIME : 1:53.273 | | | | | DIFFERENCE : 0.985 | | | | |
| LAP | SECTOR 1 | SECTOR 2 | | SECTOR 3 | | LAP TIME | MPH | DIFF | TIME OF DAY | | |
| 1 - | | 87.6 | 52.035 | 77.2 | 26.739 | 110.7 | 2:01.911 | 71.85 | 8.638 | 15:18:12.582 | |
| 2 - | 36.307 | 83.9 | 50.611 | 77.3 | 27.046 | 111.1 | 1:53.964 | 76.86 | 0.691 | 15:20:06.546 | |
| 3 - | 35.593 | 79.0 | 51.655 | 73.2 | 26.657 | 109.8 | 1:53.905 (3) | 76.90 | 0.632 | 15:22:00.451 | |
| 4 - | 35.588 | 82.0 | 51.043 | 74.8 | 26.642 | 108.4 | 1:53.273 (1) | 77.33 | | 15:23:53.724 | |
| 5 - | 35.190 | 84.6 | 50.456 | 75.3 | 27.633 | 106.1 | 1:53.279 (2) | 77.32 | 0.006 | 15:25:47.003 | |
| 6 - | 36.089 | 82.5 | 51.098 | 76.6 | 28.165 | 101.5 | 1:55.352 | 75.94 | 2.079 | 15:27:42.355 | |

| P32 33 C2 | | Stuart TIZZARD | | | | | Cooper T56 | | | | |
|---------------------------|---------------|--------------------------|---------------|-------------|---------------|-------------|---------------------|--------------|-------------|---------------------|--|
| IDEAL LAP TIME : 1:58.039 | | BEST LAP TIME : 1:58.367 | | | | | DIFFERENCE : 0.328 | | | | |
| LAP | SECTOR 1 | SECTOR 2 | | SECTOR 3 | | LAP TIME | MPH | DIFF | TIME OF DAY | | |
| 1 - | | 77.6 | 55.511 | 65.0 | 28.897 | 95.7 | 2:10.854 | 66.94 | 12.487 | 15:18:21.525 | |
| 2 - | 36.773 | 78.3 | 53.697 | 66.8 | 28.566 | 98.5 | 1:59.036 (2) | 73.58 | 0.669 | 15:20:20.561 | |
| 3 - | 36.644 | 76.6 | 55.017 | 64.9 | 29.204 | 98.5 | 2:00.865 | 72.47 | 2.498 | 15:22:21.426 | |
| 4 - | 36.625 | 78.4 | 54.034 | 70.0 | 29.752 | 95.7 | 2:00.411 (3) | 72.74 | 2.044 | 15:24:21.837 | |
| 5 - | 36.953 | 79.7 | 53.218 | 69.7 | 28.196 | 99.8 | 1:58.367 (1) | 74.00 | | 15:26:20.204 | |

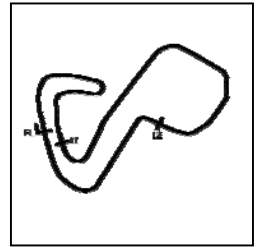
Weather / Track : Sunny / Dry

Brands Hatch GP
Circuit Length = 2.4332 miles
Start: 15:16 Flag 15:36 End: 15:39

Legends of Brands Hatch Superprix

HSCC Historic Formula Junior

RACE 4 - SECTOR ANALYSIS



SECTOR 1 = FL to I1, SECTOR 2 = I1 to I2, SECTOR 3 = I2 to FL, DIFF = Difference To Personal Best Lap, P = Crossed Finish Line in Pit Lane, D = Time Disallowed

| P33 75 E1 | | Pete MORTON | | Lightning Envoyette | | | | | | |
|---------------------------|---------------|--------------------------|---------------|---------------------|---------------|--------------|---------------------|--------------|-------|---------------------|
| IDEAL LAP TIME : 1:42.558 | | BEST LAP TIME : 1:42.831 | | DIFFERENCE : 0.273 | | | | | | |
| LAP | SECTOR 1 | SECTOR 2 | SECTOR 3 | LAP TIME | MPH | DIFF | TIME OF DAY | | | |
| 1 - | | 90.9 | 47.088 | 84.4 | 24.585 | 114.5 | 1:47.220 | 81.69 | 4.389 | 15:17:57.891 |
| 2 - | 32.414 | 94.2 | 46.103 | 83.4 | 24.346 | 116.5 | 1:42.863 (2) | 85.16 | 0.032 | 15:19:40.754 |
| 3 - | 32.210 | 96.0 | 46.036 | 81.2 | 24.585 | 116.9 | 1:42.831 (1) | 85.18 | | 15:21:23.585 |
| 4 - | 32.176 | 95.8 | 46.202 | 80.7 | 24.660 | 114.9 | 1:43.038 (3) | 85.01 | 0.207 | 15:23:06.623 |

Legends of Brands Hatch Superprix

HSCC Historic Formula Junior

RACE 4 - BEST SECTORS

| SECTOR 1 | | | SECTOR 2 | | | SECTOR 3 | | | IDEAL / BEST COMPARISON | | | | | | |
|----------|-----|--------------|----------|-----|--------------|----------|-----|--------------|-------------------------|-----|-----|--------------|--------------------|-----------------|-------|
| POS | NO | NAME | TIME | NO | NAME | TIME | NO | NAME | TIME | POS | NO | NAME | IDEAL | BEST | DIFF |
| | | | | | | | | | | | | | PERFECT LAP | 1:41.650 | |
| 1 | 79 | HIBBERD | 31.886 | 53 | WILSON | 45.640 | 96 | DE SILVA | 24.124 | 1 | 96 | DE SILVA | 1:41.689 | 1:42.328 | 0.639 |
| 2 | 96 | DE SILVA | 31.911 | 96 | DE SILVA | 45.654 | 53 | WILSON | 24.171 | 2 | 79 | HIBBERD | 1:41.889 | 1:42.251 | 0.362 |
| 3 | 53 | WILSON | 32.114 | 79 | HIBBERD | 45.721 | 79 | HIBBERD | 24.282 | 3 | 53 | WILSON | 1:41.925 | 1:42.273 | 0.348 |
| 4 | 75 | MORTON | 32.176 | 75 | MORTON | 46.036 | 75 | MORTON | 24.346 | 4 | 75 | MORTON | 1:42.558 | 1:42.831 | 0.273 |
| 5 | 58 | SMEETON | 32.817 | 181 | THORNTON | 46.659 | 181 | THORNTON | 24.764 | 5 | 181 | THORNTON | 1:44.273 | 1:44.872 | 0.599 |
| 6 | 181 | THORNTON | 32.850 | 61 | BEAUMONT | 46.910 | 58 | SMEETON | 24.824 | 6 | 58 | SMEETON | 1:44.743 | 1:45.108 | 0.365 |
| 7 | 93 | ERNST | 32.941 | 63 | MARTIN | 46.945 | 85 | CHISHOLM | 24.895 | 7 | 61 | BEAUMONT | 1:44.974 | 1:45.638 | 0.664 |
| 8 | 61 | BEAUMONT | 33.105 | 58 | SMEETON | 47.102 | 61 | BEAUMONT | 24.959 | 8 | 63 | MARTIN | 1:45.304 | 1:45.938 | 0.634 |
| 9 | 85 | CHISHOLM | 33.316 | 133 | DRAKE | 47.333 | 63 | MARTIN | 25.039 | 9 | 93 | ERNST | 1:45.589 | 1:45.841 | 0.252 |
| 10 | 63 | MARTIN | 33.320 | 93 | ERNST | 47.416 | 93 | ERNST | 25.232 | 10 | 85 | CHISHOLM | 1:45.776 | 1:46.035 | 0.259 |
| 11 | 133 | DRAKE | 33.538 | 5 | LONGDON | 47.443 | 5 | LONGDON | 25.298 | 11 | 133 | DRAKE | 1:46.176 | 1:46.746 | 0.570 |
| 12 | 90 | HAYDEN | 33.707 | 85 | CHISHOLM | 47.565 | 133 | DRAKE | 25.305 | 12 | 5 | LONGDON | 1:46.534 | 1:46.748 | 0.214 |
| 13 | 5 | LONGDON | 33.793 | 8 | MORTON | 48.358 | 90 | HAYDEN | 25.346 | 13 | 90 | HAYDEN | 1:47.443 | 1:48.371 | 0.928 |
| 14 | 8 | MORTON | 34.001 | 90 | HAYDEN | 48.390 | 8 | MORTON | 25.708 | 14 | 8 | MORTON | 1:48.067 | 1:48.152 | 0.085 |
| 15 | 37 | TAYLOR | 34.325 | 51 | HIBBERD | 49.097 | 51 | HIBBERD | 26.115 | 15 | 51 | HIBBERD | 1:49.592 | 1:49.755 | 0.163 |
| 16 | 51 | HIBBERD | 34.380 | 10 | WALKER | 49.741 | 11 | TAYLOR | 26.383 | 16 | 37 | TAYLOR | 1:50.765 | 1:51.156 | 0.391 |
| 17 | 196 | DE SILVA | 34.594 | 25 | TART | 49.790 | 10 | WALKER | 26.407 | 17 | 196 | DE SILVA | 1:51.116 | 1:51.450 | 0.334 |
| 18 | 76 | DURLING | 34.622 | 37 | TAYLOR | 49.946 | 196 | DE SILVA | 26.429 | 18 | 11 | TAYLOR | 1:51.364 | 1:51.364 | 0.000 |
| 19 | 43 | SIMMONDS | 34.858 | 11 | TAYLOR | 50.040 | 25 | TART | 26.469 | 19 | 76 | DURLING | 1:51.369 | 1:51.907 | 0.538 |
| 20 | 65 | FERRIS | 34.899 | 43 | SIMMONDS | 50.072 | 37 | TAYLOR | 26.494 | 20 | 25 | TART | 1:51.481 | 1:52.350 | 0.869 |
| 21 | 11 | TAYLOR | 34.941 | 196 | DE SILVA | 50.093 | 76 | DURLING | 26.495 | 21 | 10 | WALKER | 1:51.656 | 1:52.051 | 0.395 |
| 22 | 30 | GRIFFITHS | 34.973 | 76 | DURLING | 50.252 | 147 | McCARTHY | 26.642 | 22 | 43 | SIMMONDS | 1:51.993 | 1:52.517 | 0.524 |
| 23 | 147 | McCARTHY | 35.190 | 147 | McCARTHY | 50.456 | 65 | FERRIS | 26.726 | 23 | 30 | GRIFFITHS | 1:52.219 | 1:52.951 | 0.732 |
| 24 | 25 | TART | 35.222 | 30 | GRIFFITHS | 50.462 | 30 | GRIFFITHS | 26.784 | 24 | 147 | McCARTHY | 1:52.288 | 1:53.273 | 0.985 |
| 25 | 10 | WALKER | 35.508 | 65 | FERRIS | 51.485 | 72 | DE GRES | 26.944 | 25 | 65 | FERRIS | 1:53.110 | 1:53.649 | 0.539 |
| 26 | 140 | PICKERING | 35.976 | 72 | DE GRES | 51.645 | 43 | SIMMONDS | 27.063 | 26 | 72 | DE GRES | 1:54.577 | 1:55.442 | 0.865 |
| 27 | 72 | DE GRES | 35.988 | 140 | PICKERING | 51.819 | 140 | PICKERING | 27.415 | 27 | 140 | PICKERING | 1:55.210 | 1:55.428 | 0.218 |
| 28 | 28 | MCKAY | 36.503 | 33 | TIZZARD | 53.218 | 28 | MCKAY | 27.627 | 28 | 28 | MCKAY | 1:57.671 | 1:58.535 | 0.864 |
| 29 | 33 | TIZZARD | 36.625 | 35 | HUTCHISON Jr | 53.526 | 35 | HUTCHISON Jr | 28.048 | 29 | 33 | TIZZARD | 1:58.039 | 1:58.367 | 0.328 |
| 30 | 35 | HUTCHISON Jr | 36.731 | 28 | MCKAY | 53.541 | 33 | TIZZARD | 28.196 | 30 | 35 | HUTCHISON Jr | 1:58.305 | 1:58.345 | 0.040 |
| 31 | 26 | DEXTER | 38.247 | 26 | DEXTER | 56.102 | 26 | DEXTER | 29.175 | 31 | 26 | DEXTER | 2:03.524 | 2:04.049 | 0.525 |
| 32 | 39 | WALKER | 39.114 | 39 | WALKER | 57.119 | 39 | WALKER | 29.237 | 32 | 39 | WALKER | 2:05.470 | 2:06.308 | 0.838 |
| 33 | 31 | EDBROOKE | 40.279 | 31 | EDBROOKE | 58.748 | 31 | EDBROOKE | 29.469 | 33 | 31 | EDBROOKE | 2:08.496 | 2:09.807 | 1.311 |

Weather / Track : Sunny / Dry

Results can be found at www.tsl-timing.com

Brands Hatch GP

Circuit Length = 2.4332 miles

Start: 15:16 Flag 15:36 End: 15:39

Printed - 15:53 Saturday, 29 June 2019

Legends of Brands Hatch Superprix

HSCC Historic Formula Junior

RACE 4 - BEST SPEEDS

| POS | INTERMEDIATE 1 | | | INTERMEDIATE 2 | | | FINISH LINE | | |
|-----|----------------|--------------|------|----------------|--------------|------|-------------|--------------|-------|
| | NO | NAME | MPH | NO | NAME | MPH | NO | NAME | MPH |
| 1 | 79 | HIBBERD | 97.8 | 79 | HIBBERD | 88.6 | 53 | WILSON | 119.4 |
| 2 | 53 | WILSON | 97.5 | 53 | WILSON | 86.7 | 96 | DE SILVA | 119.1 |
| 3 | 63 | MARTIN | 96.8 | 96 | DE SILVA | 86.5 | 63 | MARTIN | 117.9 |
| 4 | 96 | DE SILVA | 96.6 | 181 | THORNTON | 84.7 | 79 | HIBBERD | 116.9 |
| 5 | 58 | SMEETON | 96.0 | 75 | MORTON | 84.4 | 58 | SMEETON | 116.9 |
| 6 | 75 | MORTON | 96.0 | 58 | SMEETON | 84.3 | 75 | MORTON | 116.9 |
| 7 | 61 | BEAUMONT | 95.1 | 61 | BEAUMONT | 84.2 | 61 | BEAUMONT | 114.7 |
| 8 | 90 | HAYDEN | 93.0 | 93 | ERNST | 84.0 | 5 | LONGDON | 114.7 |
| 9 | 93 | ERNST | 92.5 | 8 | MORTON | 83.5 | 90 | HAYDEN | 114.7 |
| 10 | 85 | CHISHOLM | 92.3 | 63 | MARTIN | 82.5 | 133 | DRAKE | 114.5 |
| 11 | 133 | DRAKE | 91.8 | 85 | CHISHOLM | 82.0 | 85 | CHISHOLM | 114.3 |
| 12 | 181 | THORNTON | 91.6 | 196 | DE SILVA | 81.3 | 181 | THORNTON | 113.1 |
| 13 | 76 | DURLING | 90.0 | 133 | DRAKE | 80.6 | 51 | HIBBERD | 112.7 |
| 14 | 5 | LONGDON | 89.8 | 65 | FERRIS | 80.1 | 93 | ERNST | 112.5 |
| 15 | 51 | HIBBERD | 89.8 | 37 | TAYLOR | 78.9 | 76 | DURLING | 111.2 |
| 16 | 65 | FERRIS | 88.7 | 90 | HAYDEN | 78.5 | 10 | WALKER | 111.1 |
| 17 | 8 | MORTON | 88.6 | 76 | DURLING | 78.3 | 147 | McCARTHY | 111.1 |
| 18 | 43 | SIMMONDS | 88.5 | 51 | HIBBERD | 78.2 | 196 | DE SILVA | 110.5 |
| 19 | 196 | DE SILVA | 87.8 | 25 | TART | 77.9 | 43 | SIMMONDS | 110.1 |
| 20 | 147 | McCARTHY | 87.6 | 11 | TAYLOR | 77.6 | 8 | MORTON | 109.8 |
| 21 | 25 | TART | 87.3 | 147 | McCARTHY | 77.3 | 25 | TART | 109.8 |
| 22 | 10 | WALKER | 86.3 | 30 | GRIFFITHS | 77.2 | 65 | FERRIS | 108.9 |
| 23 | 37 | TAYLOR | 86.2 | 35 | HUTCHISON Jr | 77.2 | 37 | TAYLOR | 108.4 |
| 24 | 11 | TAYLOR | 86.1 | 43 | SIMMONDS | 76.6 | 72 | DE GRES | 106.5 |
| 25 | 35 | HUTCHISON Jr | 85.1 | 5 | LONGDON | 76.3 | 11 | TAYLOR | 105.6 |
| 26 | 140 | PICKERING | 85.0 | 10 | WALKER | 76.3 | 140 | PICKERING | 105.0 |
| 27 | 72 | DE GRES | 84.9 | 72 | DE GRES | 76.0 | 28 | MCKAY | 104.8 |
| 28 | 30 | GRIFFITHS | 84.7 | 140 | PICKERING | 75.4 | 30 | GRIFFITHS | 104.6 |
| 29 | 39 | WALKER | 84.0 | 39 | WALKER | 74.0 | 35 | HUTCHISON Jr | 104.6 |
| 30 | 28 | MCKAY | 82.8 | 28 | MCKAY | 71.6 | 39 | WALKER | 102.9 |
| 31 | 33 | TIZZARD | 79.7 | 33 | TIZZARD | 70.0 | 33 | TIZZARD | 99.8 |
| 32 | 26 | DEXTER | 75.6 | 26 | DEXTER | 68.1 | 31 | EDBROOKE | 98.1 |
| 33 | 31 | EDBROOKE | 71.3 | 31 | EDBROOKE | 65.8 | 26 | DEXTER | 94.2 |

Weather / Track : Sunny / Dry

Results can be found at www.tsl-timing.com

Brands Hatch GP

Circuit Length = 2.4332 miles

Start: 15:16 Flag 15:36 End: 15:39

Printed - 15:53 Saturday, 29 June 2019

Legends of Brands Hatch Superprix

HSCC Historic Formula Junior

RACE 4 - STATISTICS

Competitors Started 33
Planned Start 2019-06-29 @ 15:10:00.000
Actual Start 2019-06-29 @ 15:16:10.670
Finish Time 2019-06-29 @ 15:36:48.846
Track Length 2.4332mi.
Total Laps 351
Total Distance Covered 854.0846mi.

Session Fastest Lap History

| NO | CL | NAME | LAP TIME | TIME OF DAY | LAP | VEHICLE |
|----|----|------------------|----------|--------------|-----|-------------|
| 79 | E1 | Andrew HIBBERD | 1:45.522 | 15:17:56.213 | 1 | Lotus 22 |
| 79 | E1 | Andrew HIBBERD | 1:42.800 | 15:19:39.013 | 2 | Lotus 22 |
| 53 | E1 | Sam WILSON | 1:42.781 | 15:19:39.128 | 2 | Lotus 20 |
| 96 | E1 | Timothy DE SILVA | 1:42.606 | 15:19:40.368 | 2 | Brabham BT2 |
| 96 | E1 | Timothy DE SILVA | 1:42.569 | 15:21:22.919 | 3 | Brabham BT2 |
| 96 | E1 | Timothy DE SILVA | 1:42.420 | 15:24:48.915 | 5 | Brabham BT2 |
| 53 | E1 | Sam WILSON | 1:42.273 | 15:26:30.680 | 6 | Lotus 20 |
| 79 | E1 | Andrew HIBBERD | 1:42.251 | 15:36:49.993 | 12 | Lotus 22 |

Session Leader History

| NO | CL | NAME | FROM LAP | LAPS LED | DISTANCE | VEHICLE |
|----|----|------------------|----------|----------|-------------|-------------|
| 79 | E1 | Andrew HIBBERD | 1 | 2 | 4.86 miles | Lotus 22 |
| 53 | E1 | Sam WILSON | 3 | 5 | 12.16 miles | Lotus 20 |
| 96 | E1 | Timothy DE SILVA | 8 | 5 | 12.16 miles | Brabham BT2 |

Flag History

| TYPE | TIME OF DAY |
|--------|--------------|
| GREEN | 15:16:10.670 |
| FINISH | 15:36:48.846 |

Flag Statistics

| TYPE | COUNT | TOTAL LAPS | TOTAL TIME |
|------------|-------|------------|------------|
| Green | 1 | 12 | 23:16.856 |
| Red | 0 | 0 | 0.000 |
| Safety Car | 0 | 0 | 0.000 |
| FCY | 0 | 0 | 0.000 |

Weather / Track : Sunny / Dry

These results are provisional until the conclusion of any judicial and technical matters.

Brands Hatch GP

Circuit Length = 2.4332 miles

Start: 15:16 Flag 15:36 End: 15:39

Clerk Of Course : Julian Floyd

Timekeeper : Nick Palmer

Legends of Brands Hatch Superprix

HSCC Historic Formula Junior

RACE 4 - STATISTICS

CLASS : B2

8 Starters

Fastest Lap History

| NO | NAME | LAP TIME | TIME OF DAY | LAP | VEHICLE |
|-----|-------------|-----------------|--------------|-----|----------------------|
| 133 | Chris DRAKE | 1:51.254 | 15:18:01.952 | 1 | Terrier Mk4 Series 1 |
| 133 | Chris DRAKE | 1:48.963 | 15:19:50.917 | 2 | Terrier Mk4 Series 1 |
| 133 | Chris DRAKE | 1:46.858 | 15:21:37.774 | 3 | Terrier Mk4 Series 1 |
| 133 | Chris DRAKE | 1:46.746 | 15:23:24.519 | 4 | Terrier Mk4 Series 1 |

Leader History

| NO | NAME | FROM LAP | LAPS LED | DISTANCE | VEHICLE |
|-----|-------------|----------|----------|-------------|----------------------|
| 133 | Chris DRAKE | 1 | 12 | 29.19 miles | Terrier Mk4 Series 1 |

Weather / Track : Sunny / Dry

These results are provisional until the conclusion of any judicial and technical matters.

Brands Hatch GP

Circuit Length = 2.4332 miles

Start: 15:16 Flag 15:36 End: 15:39

Clerk Of Course : Julian Floyd

Timekeeper : Nick Palmer

Legends of Brands Hatch Superprix

HSCC Historic Formula Junior

RACE 4 - STATISTICS

CLASS : C1

1 Starters

Fastest Lap History

| NO | NAME | LAP TIME | TIME OF DAY | LAP | VEHICLE |
|----|--------------|-----------------|--------------|-----|----------|
| 39 | David WALKER | 2:22.016 | 15:18:32.705 | 1 | Lotus 18 |
| 39 | David WALKER | 2:09.981 | 15:20:42.686 | 2 | Lotus 18 |
| 39 | David WALKER | 2:08.713 | 15:22:51.398 | 3 | Lotus 18 |
| 39 | David WALKER | 2:08.377 | 15:27:09.358 | 5 | Lotus 18 |
| 39 | David WALKER | 2:08.252 | 15:31:28.279 | 7 | Lotus 18 |
| 39 | David WALKER | 2:07.035 | 15:33:35.314 | 8 | Lotus 18 |
| 39 | David WALKER | 2:06.308 | 15:35:41.623 | 9 | Lotus 18 |

Leader History

| NO | NAME | FROM LAP | LAPS LED | DISTANCE | VEHICLE |
|----|--------------|----------|----------|-------------|----------|
| 39 | David WALKER | 1 | 10 | 24.33 miles | Lotus 18 |

Weather / Track : Sunny / Dry

These results are provisional until the conclusion of any judicial and technical matters.

Brands Hatch GP

Circuit Length = 2.4332 miles

Start: 15:16 Flag 15:36 End: 15:39

Clerk Of Course : Julian Floyd

Timekeeper : Nick Palmer

Legends of Brands Hatch Superprix

HSCC Historic Formula Junior

RACE 4 - STATISTICS

CLASS : C2

7 Starters

Fastest Lap History

| NO | NAME | LAP TIME | TIME OF DAY | LAP | VEHICLE |
|----|---------------|----------|--------------|-----|------------|
| 37 | Andrew TAYLOR | 1:58.282 | 15:18:08.967 | 1 | Cooper T56 |
| 37 | Andrew TAYLOR | 1:52.644 | 15:20:01.612 | 2 | Cooper T56 |
| 37 | Andrew TAYLOR | 1:51.156 | 15:21:52.768 | 3 | Cooper T56 |

Leader History

| NO | NAME | FROM LAP | LAPS LED | DISTANCE | VEHICLE |
|----|---------------|----------|----------|-------------|------------|
| 37 | Andrew TAYLOR | 1 | 12 | 29.19 miles | Cooper T56 |

Weather / Track : Sunny / Dry

These results are provisional until the conclusion of any judicial and technical matters.

Brands Hatch GP

Circuit Length = 2.4332 miles

Start: 15:16 Flag 15:36 End: 15:39

Clerk Of Course : Julian Floyd

Timekeeper : Nick Palmer

Legends of Brands Hatch Superprix

HSCC Historic Formula Junior

RACE 4 - STATISTICS

CLASS : D2

5 Starters

Fastest Lap History

| NO | NAME | LAP TIME | TIME OF DAY | LAP | VEHICLE |
|----|---------------|----------|--------------|-----|-------------|
| 63 | Laine MARTIN | 1:52.392 | 15:18:03.082 | 1 | Lotus 20 |
| 63 | Laine MARTIN | 1:47.121 | 15:19:50.203 | 2 | Lotus 20 |
| 63 | Laine MARTIN | 1:46.908 | 15:23:29.464 | 4 | Lotus 20 |
| 85 | John CHISHOLM | 1:46.639 | 15:27:08.965 | 6 | Gemini Mk3A |
| 63 | Laine MARTIN | 1:45.938 | 15:28:50.611 | 7 | Lotus 20 |

Leader History

| NO | NAME | FROM LAP | LAPS LED | DISTANCE | VEHICLE |
|----|--------------|----------|----------|-------------|----------|
| 63 | Laine MARTIN | 1 | 12 | 29.19 miles | Lotus 20 |

Weather / Track : Sunny / Dry

These results are provisional until the conclusion of any judicial and technical matters.

Brands Hatch GP

Circuit Length = 2.4332 miles

Start: 15:16 Flag 15:36 End: 15:39

Clerk Of Course : Julian Floyd

Timekeeper : Nick Palmer

Legends of Brands Hatch Superprix

HSCC Historic Formula Junior

RACE 4 - STATISTICS

CLASS : E1

11 Starters

Fastest Lap History

| NO | NAME | LAP TIME | TIME OF DAY | LAP | VEHICLE |
|----|------------------|----------|--------------|-----|-------------|
| 79 | Andrew HIBBERD | 1:45.522 | 15:17:56.213 | 1 | Lotus 22 |
| 79 | Andrew HIBBERD | 1:42.800 | 15:19:39.013 | 2 | Lotus 22 |
| 53 | Sam WILSON | 1:42.781 | 15:19:39.128 | 2 | Lotus 20 |
| 96 | Timothy DE SILVA | 1:42.606 | 15:19:40.368 | 2 | Brabham BT2 |
| 96 | Timothy DE SILVA | 1:42.569 | 15:21:22.919 | 3 | Brabham BT2 |
| 96 | Timothy DE SILVA | 1:42.420 | 15:24:48.915 | 5 | Brabham BT2 |
| 53 | Sam WILSON | 1:42.273 | 15:26:30.680 | 6 | Lotus 20 |
| 79 | Andrew HIBBERD | 1:42.251 | 15:36:49.993 | 12 | Lotus 22 |

Leader History

| NO | NAME | FROM LAP | LAPS LED | DISTANCE | VEHICLE |
|----|------------------|----------|----------|-------------|-------------|
| 79 | Andrew HIBBERD | 1 | 2 | 4.86 miles | Lotus 22 |
| 53 | Sam WILSON | 3 | 5 | 12.16 miles | Lotus 20 |
| 96 | Timothy DE SILVA | 8 | 5 | 12.16 miles | Brabham BT2 |

Weather / Track : Sunny / Dry

These results are provisional until the conclusion of any judicial and technical matters.

Brands Hatch GP

Circuit Length = 2.4332 miles

Start: 15:16 Flag 15:36 End: 15:39

Clerk Of Course : Julian Floyd

Timekeeper : Nick Palmer

Legends of Brands Hatch Superprix

HSCC Historic Formula Junior

RACE 4 - STATISTICS

CLASS : E2

1 Starters

Fastest Lap History

| NO | NAME | LAP TIME | TIME OF DAY | LAP | VEHICLE |
|----|-------------|-----------------|--------------|-----|------------|
| 72 | Tom DE GRES | 2:08.334 | 15:18:19.022 | 1 | Cooper T59 |
| 72 | Tom DE GRES | 1:55.442 | 15:20:14.464 | 2 | Cooper T59 |

Leader History

| NO | NAME | FROM LAP | LAPS LED | DISTANCE | VEHICLE |
|----|-------------|----------|----------|-------------|------------|
| 72 | Tom DE GRES | 1 | 11 | 26.76 miles | Cooper T59 |

Weather / Track : Sunny / Dry

These results are provisional until the conclusion of any judicial and technical matters.

Brands Hatch GP

Circuit Length = 2.4332 miles

Start: 15:16 Flag 15:36 End: 15:39

Clerk Of Course : Julian Floyd

Timekeeper : Nick Palmer