



# HSCC HISTORIC FORMULA JUNIOR

**Silverstone Historic Grand Prix Circuit**

**18<sup>th</sup> – 19<sup>th</sup> May 2019**



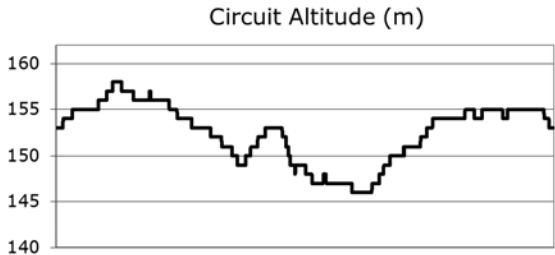
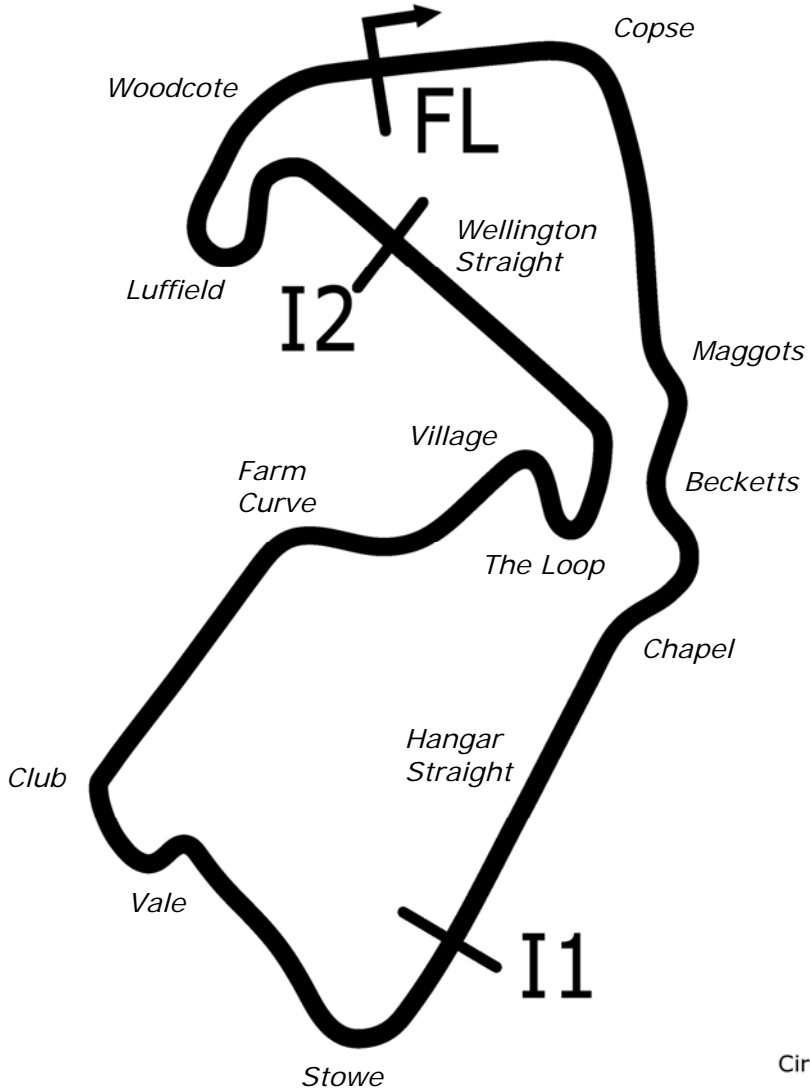
Results Provided by Timing Solutions Ltd  
[www.tsl-timing.com](http://www.tsl-timing.com)

# Silverstone GP



SPORTS TIMING

TIMING SOLUTIONS LTD



Length	3.6605 miles	5891.0 m	
FL		52.07872 N	1.01711 W
I1	2033m	52.06559 N	1.01486 W
I2	4857m	52.07603 N	1.01669 W
Pit Entry	5839m	52.07859 N	1.01758 W
Pit Exit	305m after FL	52.07880 N	1.01268 W
Pit Entry–Pit Exit 336m, 20.1s @60kph, 15.1s @80kph			

All results available at [www.tsl-timing.com](http://www.tsl-timing.com)

# Silverstone International Trophy

## FJHRA/HSCC Historic Formula Junior

### QUALIFYING - RACE 13 - CLASSIFICATION

POS	NO	CL	PIC NAME	ENTRY	TIME	ON	LAPS	GAP	DIFF	MPH
1	53	E1	1 Sam WILSON	Lotus 20/22	2:24.198	8	9			91.38
2	66	E1	2 Cameron JACKSON	Brabham BT2	2:24.357	8	9	0.159	0.159	91.28
3	80	E1	3 Nicholas FENNELL	Lotus 27	2:25.799	8	8	1.601	1.442	90.38
4	122	E1	4 Adrian RUSSELL	Lotus 22	2:28.994	8	8	4.796	3.195	88.44
5	89	E1	5 Mark PANGBORN	Lotus 20B	2:30.626	8	8	6.428	1.632	87.48
6	32*	B2	1 Ray MALLOCK	U2 Mk2	2:32.161	7	8	7.963	1.535	86.60
7	93	E1	6 Rudolf ERNST	Lotus 22	2:33.326	4	8	9.128	1.165	85.94
8	121	B2	2 Niall MURRAY	Elva 100	2:35.513	8	8	11.315	2.187	84.73
9	87	D2	1 Pierre GUICHARD	Lynx T3	2:37.331	7	8	13.133	1.818	83.75
10	37	C2	1 Andrew TAYLOR	Cooper T56	2:37.346	7	8	13.148	0.015	83.75
11	67	E1	7 Anthony BINNINGTON	Cooper T67	2:37.624	3	3	13.426	0.278	83.60
12	69	E1	8 Andrew TURVEY	Lola Mk5A	2:37.992	3	8	13.794	0.368	83.40
13	51	B2	3 Michael HIBBERD	Lola Mk2	2:39.654	2	3	15.456	1.662	82.53
14	14	C2	2 Crispian BESLEY	Cooper T56	2:41.456	6	8	17.258	1.802	81.61
15	42	D2	2 Martin AUBERT	Lotus 20	2:42.948	7	7	18.750	1.492	80.87
16	140	C2	3 Keith PICKERING	Britannia FJ	2:44.930	4	7	20.732	1.982	79.89
17	72	E2	1 Tom DE GRES	Cooper T59	2:47.482	7	7	23.284	2.552	78.68
18	41*	C2	4 Peter FENICHEL	Cooper T56	2:53.613	3	5	29.415	6.131	75.90
19	97	D2	3 Hans CIERS	Lotus 20	2:57.443	3	7	33.245	3.830	74.26
20	23	B1	1 Craig MCWILLIAM	Elva 100	3:02.288	7	7	38.090	4.845	72.29
21	57	D2	4 George CHRISTODOULOU	BMC Mk2	3:02.657	7	7	38.459	0.369	72.14

\*Cars 32 & 41 require working transponders - Regulation Q12.2.1 refers.  
A 30 second penalty will be applied if not working in the race.

Weather / Track : Sunny / Dry

These results are provisional until the conclusion of any judicial and technical matters.

Silverstone GP

Circuit Length = 3.6604 miles

Start: 09:39 Flag 09:59 End: 10:02

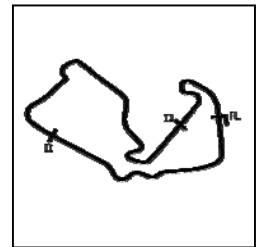
Clerk Of Course : Julian Floyd

Timekeeper : Nick Palmer

# Silverstone International Trophy

## FJHRA/HSCC Historic Formula Junior

### QUALIFYING - RACE 13 - SECTOR ANALYSIS



SECTOR 1 = FL to I1, SECTOR 2 = I1 to I2, SECTOR 3 = I2 to FL, DIFF = Difference To Personal Best Lap, P = Crossed Finish Line in Pit Lane, D = Time Disallowed

P1		53 E1		Sam WILSON			Lotus 20/22			
IDEAL LAP TIME : 2:23.991		BEST LAP TIME : 2:24.198			DIFFERENCE : 0.207					
LAP	SECTOR 1		SECTOR 2		SECTOR 3		LAP TIME	MPH	DIFF	TIME OF DAY
1 -	46.533	127.5	1:16.887	120.4	27.033	112.6	2:30.453	87.58	6.255	09:42:07.690
2 -	45.288	129.8	1:14.993	119.8	26.887	112.4	2:27.168	89.54	2.970	09:44:34.858
3 -	44.085	<b>130.3</b>	1:14.388	<b>122.4</b>	26.910	<b>115.5</b>	2:25.383	90.64	1.185	09:47:00.241
4 -	44.240	129.5	1:14.498	121.1	26.695	113.1	2:25.433	90.61	1.235	09:49:25.674
5 -	43.976	130.0	1:14.586	120.2	26.567	113.7	2:25.129	90.80	0.931	09:51:50.803
6 -	43.782	129.8	1:14.387	120.6	<b>26.535</b>	114.5	2:24.704 (3)	91.06	0.506	09:54:15.507
7 -	43.843	129.8	<b>1:13.768</b>	121.7	26.638	113.9	2:24.249 (2)	91.35	0.051	09:56:39.756
8 -	<b>43.688</b>	130.0	1:13.944	121.5	26.566	114.1	<b>2:24.198 (1)</b>	<b>91.38</b>		<b>09:59:03.954</b>
9 -	46.802	127.0	1:14.827	116.1	26.780	104.8	2:28.409	88.79	4.211	10:01:32.363

P2		66 E1		Cameron JACKSON			Brabham BT2			
IDEAL LAP TIME : 2:24.357		BEST LAP TIME : 2:24.357			DIFFERENCE : 0.000					
LAP	SECTOR 1		SECTOR 2		SECTOR 3		LAP TIME	MPH	DIFF	TIME OF DAY
1 -	46.237	125.9	1:16.442	118.3	26.975	112.4	2:29.654	88.05	5.297	09:42:01.487
2 -	44.649	127.5	1:14.635	119.4	26.719	112.8	2:26.003	90.25	1.646	09:44:27.490
3 -	44.740	128.0	1:15.863	115.1	27.465	113.1	2:28.068	88.99	3.711	09:46:55.558
4 -	44.136	127.8	1:15.426	118.9	26.717	112.9	2:26.279	90.08	1.922	09:49:21.837
5 -	44.044	128.5	1:14.357	119.6	26.592	113.3	2:24.993 (3)	90.88	0.636	09:51:46.830
6 -	44.003	128.8	1:14.450	120.9	26.578	113.3	2:25.031	90.86	0.674	09:54:11.861
7 -	43.884	128.8	1:14.276	119.6	26.685	112.9	2:24.845 (2)	90.97	0.488	09:56:36.706
8 -	<b>43.817</b>	128.8	<b>1:14.078</b>	<b>121.3</b>	<b>26.462</b>	<b>115.1</b>	<b>2:24.357 (1)</b>	<b>91.28</b>		<b>09:59:01.063</b>
9 -	44.281	<b>129.0</b>	1:19.683	77.3	28.632	113.5	2:32.596	86.35	8.239	10:01:33.659

P3		80 E1		Nicholas FENNELL			Lotus 27			
IDEAL LAP TIME : 2:25.799		BEST LAP TIME : 2:25.799			DIFFERENCE : 0.000					
LAP	SECTOR 1		SECTOR 2		SECTOR 3		LAP TIME	MPH	DIFF	TIME OF DAY
1 -	49.141	120.6	1:18.697	118.5	27.198	113.7	2:35.036	84.99	9.237	09:42:02.291
2 -	45.407	128.8	1:16.519	118.5	26.939	112.0	2:28.865	88.52	3.066	09:44:31.156
3 -	44.909	129.3	1:16.747	116.5	27.181	<b>113.9</b>	2:28.837	88.53	3.038	09:46:59.993
4 -	45.196	<b>131.0</b>	1:15.587	118.1	27.083	<b>113.9</b>	2:27.866	89.11	2.067	09:49:27.859
5 -	44.455	129.0	1:17.423	119.1	26.870	113.1	2:28.748	88.59	2.949	09:51:56.607
6 -	44.557	129.3	1:15.966	117.9	26.822	113.3	2:27.345 (2)	89.43	1.546	09:54:23.952
7 -	44.468	129.0	1:16.199	119.8	26.759	113.3	2:27.426 (3)	89.38	1.627	09:56:51.378
8 -	<b>44.238</b>	130.0	<b>1:15.062</b>	<b>120.4</b>	<b>26.499</b>	113.1	<b>2:25.799 (1)</b>	<b>90.38</b>		<b>09:59:17.177</b>

P4		122 E1		Adrian RUSSELL			Lotus 22			
IDEAL LAP TIME : 2:28.550		BEST LAP TIME : 2:28.994			DIFFERENCE : 0.444					
LAP	SECTOR 1		SECTOR 2		SECTOR 3		LAP TIME	MPH	DIFF	TIME OF DAY
1 -	50.075	124.7	1:18.807	116.1	27.729	111.6	2:36.611	84.14	7.617	09:42:22.256
2 -	47.333	127.3	1:18.418	116.7	27.465	112.2	2:33.216	86.00	4.222	09:44:55.472
3 -	45.615	127.8	1:18.558	115.7	27.155	112.4	2:31.328	87.08	2.334	09:47:26.800
4 -	<b>45.297</b>	128.3	1:16.762	117.3	27.509	<b>113.1</b>	2:29.568 (3)	88.10	0.574	09:49:56.368
5 -	45.748	<b>128.8</b>	1:17.867	117.1	27.199	111.8	2:30.814	87.37	1.820	09:52:27.182
6 -	45.660	126.6	1:16.544	<b>118.3</b>	<b>26.902</b>	112.8	2:29.106 (2)	88.37	0.112	09:54:56.288
7 -	45.491	128.0	1:16.796	117.9	27.399	112.6	2:29.686	88.03	0.692	09:57:25.974
8 -	45.340	128.0	<b>1:16.351</b>	118.1	27.303	112.4	<b>2:28.994 (1)</b>	<b>88.44</b>		<b>09:59:54.968</b>

P5		89 E1		Mark PANGBORN			Lotus 20B			
IDEAL LAP TIME : 2:30.165		BEST LAP TIME : 2:30.626			DIFFERENCE : 0.461					
LAP	SECTOR 1		SECTOR 2		SECTOR 3		LAP TIME	MPH	DIFF	TIME OF DAY
1 -	49.316	124.5	1:19.559	116.5	28.059	109.6	2:36.934	83.97	6.308	09:42:04.788
2 -	48.857	124.5	1:20.183	115.5	27.785	110.9	2:36.825	84.02	6.199	09:44:41.613
3 -	45.619	125.6	1:17.795	116.1	27.869	111.4	2:31.283	87.10	0.657	09:47:12.896
4 -	45.573	<b>127.0</b>	1:17.917	116.5	27.754	111.4	2:31.244 (3)	87.12	0.618	09:49:44.140
5 -	46.358	126.3	<b>1:17.480</b>	116.9	27.617	<b>111.6</b>	2:31.455	87.00	0.829	09:52:15.595
6 -	45.745	124.7	1:18.342	116.9	27.725	111.2	2:31.812	86.80	1.186	09:54:47.407

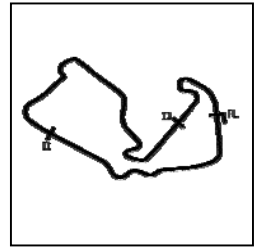
Weather / Track : Sunny / Dry

Silverstone GP  
Circuit Length = 3.6604 miles  
Start: 09:39 Flag 09:59 End: 10:02

# Silverstone International Trophy

## FJHRA/HSCC Historic Formula Junior

### QUALIFYING - RACE 13 - SECTOR ANALYSIS



SECTOR 1 = FL to I1, SECTOR 2 = I1 to I2, SECTOR 3 = I2 to FL, DIFF = Difference To Personal Best Lap, P = Crossed Finish Line in Pit Lane, D = Time Disallowed  
 7 - **45.204** 126.6 1:17.749 **117.9** 27.993 111.2 2:30.946 (2) 87.30 0.320 09:57:18.353  
 8 - 45.332 126.8 1:17.813 **117.9** **27.481** 110.7 **2:30.626 (1)** **87.48** **09:59:48.979**

P6 32 B2		Ray MALLOCK		U2 Mk2			
IDEAL LAP TIME :		BEST LAP TIME : 2:32.161		DIFFERENCE :			
LAP	SECTOR 1	SECTOR 2	SECTOR 3	LAP TIME	MPH	DIFF	TIME OF DAY
1 -				2:40.719	81.99	8.558	09:42:08.027
2 -				2:35.603	84.68	3.442	09:44:43.630
3 -				2:34.208	85.45	2.047	09:47:17.838
4 -				2:33.399 (3)	85.90	1.238	09:49:51.237
5 -				2:37.532	83.65	5.371	09:52:28.769
6 -				2:32.577 (2)	86.36	0.416	09:55:01.346
7 -				<b>2:32.161 (1)</b>	<b>86.60</b>		<b>09:57:33.507</b>
8 -			<i>IN PIT</i>	2:53.490 P	75.95	21.329	10:00:26.997

P7 93 E1		Rudolf ERNST		Lotus 22			
IDEAL LAP TIME : 2:32.699		BEST LAP TIME : 2:33.326		DIFFERENCE : 0.627			
LAP	SECTOR 1	SECTOR 2	SECTOR 3	LAP TIME	MPH	DIFF	TIME OF DAY
1 -	52.780 119.8	1:24.424 112.0	28.490 109.9	2:45.694	79.53	12.368	09:42:33.568
2 -	50.510 123.8	1:20.856 113.9	27.921 109.4	2:39.287	82.72	5.961	09:45:12.855
3 -	47.189 <b>127.3</b>	1:35.578 112.4	28.000 110.9	2:50.767	77.16	17.441	09:48:03.622
4 -	46.855 126.6	1:18.954 <b>115.5</b>	<b>27.517</b> <b>113.1</b>	<b>2:33.326 (1)</b>	<b>85.94</b>		<b>09:50:36.948</b>
5 -	47.134 127.0	1:20.197 115.3	27.985 108.3	2:35.316	84.84	1.990	09:53:12.264
6 -	47.131 126.6	<b>1:18.762</b> 114.1	28.872 108.3	2:34.765 (2)	85.14	1.439	09:55:47.029
7 -	<b>46.420</b> 127.0	1:20.168 112.9	28.636 108.7	2:35.224 (3)	84.89	1.898	09:58:22.253
8 -	46.888 126.3	1:20.527 108.9	28.040 108.8	2:35.455	84.76	2.129	10:00:57.708

P8 121 B2		Niall MURRAY		Elva 100			
IDEAL LAP TIME : 2:35.334		BEST LAP TIME : 2:35.513		DIFFERENCE : 0.179			
LAP	SECTOR 1	SECTOR 2	SECTOR 3	LAP TIME	MPH	DIFF	TIME OF DAY
1 -	49.752 109.8	1:21.518 101.9	28.973 98.4	2:40.243	82.23	4.730	09:42:27.731
2 -	48.985 111.6	1:21.006 102.2	28.632 97.8	2:38.623	83.07	3.110	09:45:06.354
3 -	47.481 112.0	1:20.159 102.9	28.308 <b>98.7</b>	2:35.948 (2)	84.50	0.435	09:47:42.302
4 -	47.729 111.4	1:20.580 101.2	28.265 97.4	2:36.574	84.16	1.061	09:50:18.876
5 -	47.829 112.0	1:20.638 102.1	28.461 97.8	2:36.928	83.97	1.415	09:52:55.804
6 -	47.561 111.6	1:20.485 <b>103.0</b>	28.203 98.1	2:36.249	84.33	0.736	09:55:32.053
7 -	<b>47.348</b> <b>113.1</b>	1:20.623 102.6	28.254 98.3	2:36.225 (3)	84.35	0.712	09:58:08.278
8 -	47.527 111.8	<b>1:19.822</b> 102.9	<b>28.164</b> 97.4	<b>2:35.513 (1)</b>	<b>84.73</b>		<b>10:00:43.791</b>

P9 87 D2		Pierre GUICHARD		Lynx T3			
IDEAL LAP TIME : 2:37.331		BEST LAP TIME : 2:37.331		DIFFERENCE : 0.000			
LAP	SECTOR 1	SECTOR 2	SECTOR 3	LAP TIME	MPH	DIFF	TIME OF DAY
1 -	56.274 100.4	1:32.441 90.1	31.372 101.3	3:00.087	73.17	22.756	09:42:47.254
2 -	58.302 114.9	1:27.197 99.8	30.957 106.0	2:56.456	74.68	19.125	09:45:43.710
3 -	48.611 117.7	1:24.970 94.2	29.676 108.3	2:43.257	80.71	5.926	09:48:26.967
4 -	47.695 121.5	1:22.896 98.5	29.108 109.2	2:39.699	82.51	2.368	09:51:06.666
5 -	47.468 114.5	1:22.800 105.0	28.877 <b>110.1</b>	2:39.145 (3)	82.80	1.814	09:53:45.811
6 -	47.140 <b>124.9</b>	1:21.714 102.1	28.873 109.7	2:37.727 (2)	83.54	0.396	09:56:23.538
7 -	<b>46.902</b> 115.7	<b>1:21.649</b> 107.2	<b>28.780</b> 109.6	<b>2:37.331 (1)</b>	<b>83.75</b>		<b>09:59:00.869</b>
8 -	49.861 119.6	1:23.582 <b>108.5</b>	28.827 107.1	2:42.270	81.20	4.939	10:01:43.139

P10 37 C2		Andrew TAYLOR		Cooper T56			
IDEAL LAP TIME : 2:36.831		BEST LAP TIME : 2:37.346		DIFFERENCE : 0.515			
LAP	SECTOR 1	SECTOR 2	SECTOR 3	LAP TIME	MPH	DIFF	TIME OF DAY
1 -	54.382 115.9	1:26.451 104.6	30.382 102.5	2:51.215	76.96	13.869	09:42:32.997
2 -	50.601 118.1	1:24.101 106.5	29.573 102.7	2:44.275	80.21	6.929	09:45:17.272
3 -	47.820 118.7	1:21.792 106.0	29.666 98.5	2:39.278	82.73	1.932	09:47:56.550
4 -	47.990 118.9	1:21.342 108.2	29.410 94.4	2:38.742	83.01	1.396	09:50:35.292
5 -	48.098 118.5	1:20.978 107.8	29.053 <b>104.7</b>	2:38.129	83.33	0.783	09:53:13.421

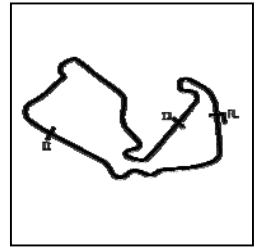
Weather / Track : Sunny / Dry

Silverstone GP  
 Circuit Length = 3.6604 miles  
 Start: 09:39 Flag 09:59 End: 10:02

# Silverstone International Trophy

## FJHRA/HSCC Historic Formula Junior

### QUALIFYING - RACE 13 - SECTOR ANALYSIS



SECTOR 1 = FL to I1, SECTOR 2 = I1 to I2, SECTOR 3 = I2 to FL, DIFF = Difference To Personal Best Lap, P = Crossed Finish Line in Pit Lane, D = Time Disallowed

6 -	48.176	<b>120.6</b>	<b>1:20.505</b>	<b>109.1</b>	29.156	103.5	2:37.837 (3)	83.48	0.491	09:55:51.258
7 -	<b>47.427</b>	119.6	1:21.020	107.5	<b>28.899</b>	103.4	<b>2:37.346 (1)</b>	<b>83.75</b>		<b>09:58:28.604</b>
8 -	47.793	117.7	1:20.667	107.8	29.001	102.4	2:37.461 (2)	83.68	0.115	10:01:06.065

<b>P11</b>	<b>67</b>	<b>E1</b>	<b>Anthony BINNINGTON</b>				Cooper T67				
IDEAL LAP TIME : 2:37.624			BEST LAP TIME : 2:37.624				DIFFERENCE : 0.000				
LAP	SECTOR 1		SECTOR 2		SECTOR 3		LAP TIME	MPH	DIFF	TIME OF DAY	
1 -						96.9	16:18.065 (3)	13.47	13:40.441	09:56:05.498	
2 -	50.786	115.1	1:25.172	99.8	30.313	104.0	2:46.271 (2)	79.25	8.647	09:58:51.769	
3 -	<b>47.686</b>	<b>119.4</b>	<b>1:21.329</b>	<b>110.0</b>	<b>28.609</b>	<b>104.3</b>	<b>2:37.624 (1)</b>	<b>83.60</b>		<b>10:01:29.393</b>	

<b>P12</b>	<b>69</b>	<b>E1</b>	<b>Andrew TURVEY</b>				Lola Mk5A				
IDEAL LAP TIME : 2:37.474			BEST LAP TIME : 2:37.992				DIFFERENCE : 0.518				
LAP	SECTOR 1		SECTOR 2		SECTOR 3		LAP TIME	MPH	DIFF	TIME OF DAY	
1 -	53.356	106.8	1:24.919	105.0	29.479	102.2	2:47.754	78.55	9.762	09:42:26.611	
2 -	49.935	115.9	1:21.724	106.3	<b>28.469</b>	<b>104.0</b>	2:40.128 (3)	82.29	2.136	09:45:06.739	
3 -	48.530	116.5	<b>1:20.747</b>	106.6	28.715	103.8	<b>2:37.992 (1)</b>	<b>83.40</b>		<b>09:47:44.731</b>	
4 -	<b>48.258</b>	115.9	1:33.722	90.8	29.447	103.2	2:51.427	76.87	13.435	09:50:36.158	
5 -	48.394	115.3	1:21.706	106.5	28.695	103.2	2:38.795 (2)	82.98	0.803	09:53:14.953	
6 -	48.469	116.3	1:23.393	106.8	28.629	103.2	2:40.491	82.10	2.499	09:55:55.444	
7 -	51.124	115.1	1:22.613	<b>107.3</b>	28.823	102.9	2:42.560	81.06	4.568	09:58:38.004	
8 -	48.447	<b>117.7</b>	1:23.966	105.1	29.451	98.8	2:41.864	81.41	3.872	10:01:19.868	

<b>P13</b>	<b>51</b>	<b>B2</b>	<b>Michael HIBBERD</b>				Lola Mk2				
IDEAL LAP TIME : 2:38.992			BEST LAP TIME : 2:39.654				DIFFERENCE : 0.662				
LAP	SECTOR 1		SECTOR 2		SECTOR 3		LAP TIME	MPH	DIFF	TIME OF DAY	
1 -	51.077	<b>122.9</b>	1:22.939	<b>111.8</b>	<b>29.049</b>	<b>106.0</b>	2:43.065 (2)	80.81	3.411	09:42:12.416	
2 -	<b>47.588</b>	122.2	<b>1:22.355</b>	110.3	29.711	103.8	<b>2:39.654 (1)</b>	<b>82.53</b>		<b>09:44:52.070</b>	
3 -	49.695	113.7	1:27.277	91.5	IN PIT		2:56.124 P	74.82	16.470	09:47:48.194	

<b>P14</b>	<b>14</b>	<b>C2</b>	<b>Crispian BESLEY</b>				Cooper T56				
IDEAL LAP TIME : 2:40.146			BEST LAP TIME : 2:41.456				DIFFERENCE : 1.310				
LAP	SECTOR 1		SECTOR 2		SECTOR 3		LAP TIME	MPH	DIFF	TIME OF DAY	
1 -	52.561	113.9	1:26.562	103.7	29.900	102.5	2:49.023	77.96	7.567	09:42:16.747	
2 -	50.434	116.1	1:23.960	103.0	29.411	103.5	2:43.805	80.44	2.349	09:45:00.552	
3 -	48.751	<b>117.7</b>	1:24.479	103.8	28.968	102.2	2:42.198 (2)	81.24	0.742	09:47:42.750	
4 -	<b>48.417</b>	<b>117.7</b>	1:28.364	101.2	29.632	103.0	2:46.413	79.18	4.957	09:50:29.163	
5 -	48.988	116.3	1:24.178	103.2	29.525	103.2	2:42.691 (3)	80.99	1.235	09:53:11.854	
6 -	49.727	<b>117.7</b>	<b>1:22.776</b>	<b>106.6</b>	<b>28.953</b>	<b>104.7</b>	<b>2:41.456 (1)</b>	<b>81.61</b>		<b>09:55:53.310</b>	
7 -	50.147	117.1	1:23.770	103.8	29.740	99.1	2:43.657	80.52	2.201	09:58:36.967	
8 -	49.065	117.5	1:25.422	106.3	29.810	103.5	2:44.297	80.20	2.841	10:01:21.264	

<b>P15</b>	<b>42</b>	<b>D2</b>	<b>Martin AUBERT</b>				Lotus 20				
IDEAL LAP TIME : 2:42.796			BEST LAP TIME : 2:42.948				DIFFERENCE : 0.152				
LAP	SECTOR 1		SECTOR 2		SECTOR 3		LAP TIME	MPH	DIFF	TIME OF DAY	
1 -	59.534	103.7	1:31.933	76.7	32.352	99.7	3:03.819	71.68	20.871	09:44:09.429	
2 -	53.199	107.3	1:28.319	84.4	31.746	103.2	2:53.264	76.05	10.316	09:47:02.693	
3 -	51.949	116.3	1:25.789	100.9	30.805	100.7	2:48.543	78.18	5.595	09:49:51.236	
4 -	52.519	110.3	1:26.663	97.3	31.177	103.2	2:50.359	77.35	7.411	09:52:41.595	
5 -	51.073	115.5	1:25.382	104.6	30.193	103.7	2:46.648 (3)	79.07	3.700	09:55:28.243	
6 -	<b>49.528</b>	116.9	1:24.466	105.0	<b>29.472</b>	<b>105.7</b>	2:43.466 (2)	80.61	0.518	09:58:11.709	
7 -	49.667	<b>118.5</b>	<b>1:23.796</b>	<b>108.7</b>	29.485	103.4	<b>2:42.948 (1)</b>	<b>80.87</b>		<b>10:00:54.657</b>	

<b>P16</b>	<b>140</b>	<b>C2</b>	<b>Keith PICKERING</b>				Britannia FJ				
IDEAL LAP TIME : 2:44.340			BEST LAP TIME : 2:44.930				DIFFERENCE : 0.590				
LAP	SECTOR 1		SECTOR 2		SECTOR 3		LAP TIME	MPH	DIFF	TIME OF DAY	
1 -	53.695	114.7	1:32.337	94.2	30.556	95.3	2:56.588	74.62	11.658	09:42:30.066	
2 -	54.926	110.9	1:32.401	89.7	30.497	98.0	2:57.824	74.10	12.894	09:45:27.890	

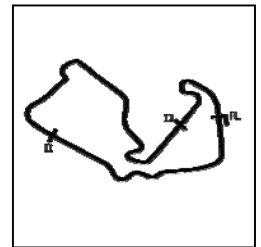
Weather / Track : Sunny / Dry

Silverstone GP  
Circuit Length = 3.6604 miles  
Start: 09:39 Flag 09:59 End: 10:02

# Silverstone International Trophy

## FJHRA/HSCC Historic Formula Junior

### QUALIFYING - RACE 13 - SECTOR ANALYSIS



SECTOR 1 = FL to I1, SECTOR 2 = I1 to I2, SECTOR 3 = I2 to FL, DIFF = Difference To Personal Best Lap, P = Crossed Finish Line in Pit Lane, D = Time Disallowed

3 -	50.634	116.3	1:27.734	88.8	31.623	97.8	2:49.991	77.52	5.061	09:48:17.881
4 -	50.572	117.1	<b>1:25.105</b>	107.8	29.253	100.7	<b>2:44.930 (1)</b>	<b>79.89</b>		<b>09:51:02.811</b>
5 -	50.586	113.5	1:28.523	107.0	30.187	79.7	2:49.296 (3)	77.83	4.366	09:53:52.107
6 -	54.415	116.7	1:26.191	79.3	30.386	<b>101.6</b>	2:50.992	77.06	6.062	09:56:43.099
7 -	<b>50.151</b>	<b>118.1</b>	1:26.414	<b>109.1</b>	<b>29.084</b>	101.1	2:45.649 (2)	79.55	0.719	09:59:28.748

<b>P17</b>	<b>72</b>	<b>E2</b>	<b>Tom DE GRES</b>				Cooper T59				
IDEAL LAP TIME : 2:46.975			BEST LAP TIME : 2:47.482			DIFFERENCE : 0.507					
LAP	SECTOR 1		SECTOR 2		SECTOR 3		LAP TIME	MPH	DIFF	TIME OF DAY	

1 -	58.603	111.1	1:36.347	98.5	30.496	101.8	3:05.446	71.05	17.964	09:42:53.848
2 -	53.795	<b>117.1</b>	1:27.960	105.1	30.125	103.0	2:51.880	76.66	4.398	09:45:45.728
3 -	51.527	116.3	1:27.673	100.7	30.145	102.9	2:49.345 (3)	77.81	1.863	09:48:35.073
4 -	51.985	115.7	1:28.947	99.8	30.766	<b>103.5</b>	2:51.698	76.74	4.216	09:51:26.771
5 -	<b>50.674</b>	116.5	1:26.880	106.6	30.548	102.1	2:48.102 (2)	78.39	0.620	09:54:14.873
6 -	51.321	107.3	1:28.082	<b>107.0</b>	30.004	101.0	2:49.407	77.78	1.925	09:57:04.280
7 -	51.181	<b>117.1</b>	<b>1:26.610</b>	104.3	<b>29.691</b>	103.4	<b>2:47.482 (1)</b>	<b>78.68</b>		<b>09:59:51.762</b>

<b>P18</b>	<b>41</b>	<b>C2</b>	<b>Peter FENICHEL</b>				Cooper T56				
IDEAL LAP TIME :			BEST LAP TIME : 2:53.613			DIFFERENCE :					
LAP	SECTOR 1		SECTOR 2		SECTOR 3		LAP TIME	MPH	DIFF	TIME OF DAY	

1 -							3:04.508	71.42	10.895	09:42:47.075
2 -							3:01.469 (3)	72.61	7.856	09:45:48.544
3 -							<b>2:53.613 (1)</b>	<b>75.90</b>		<b>09:48:42.157</b>
4 -							2:54.280 (2)	75.61	0.667	09:51:36.437
5 -						<b>IN PIT</b>	3:04.200 P	71.54	10.587	09:54:40.637

<b>P19</b>	<b>97</b>	<b>D2</b>	<b>Hans CIERS</b>				Lotus 20				
IDEAL LAP TIME : 2:57.004			BEST LAP TIME : 2:57.443			DIFFERENCE : 0.439					
LAP	SECTOR 1		SECTOR 2		SECTOR 3		LAP TIME	MPH	DIFF	TIME OF DAY	

1 -	59.385	97.2	1:36.181	93.0	32.565	91.0	3:08.131	70.04	10.688	09:43:02.164
2 -	1:01.732	102.4	1:33.665	100.0	32.004	95.3	3:07.401	70.31	9.958	09:46:09.565
3 -	54.320	108.9	<b>1:31.121</b>	97.6	32.002	93.4	<b>2:57.443 (1)</b>	<b>74.26</b>		<b>09:49:07.008</b>
4 -	54.274	112.0	1:33.633	99.8	<b>31.885</b>	<b>95.5</b>	2:59.792 (3)	73.29	2.349	09:52:06.800
5 -	<b>53.998</b>	103.0	1:33.482	91.5	32.545	93.5	3:00.025	73.19	2.582	09:55:06.825
6 -	54.779	<b>113.9</b>	1:32.312	101.2	32.240	<b>95.5</b>	2:59.331 (2)	73.48	1.888	09:58:06.156
7 -	55.543	96.1	1:33.314	<b>101.3</b>	32.954	94.2	3:01.811	72.48	4.368	10:01:07.967

<b>P20</b>	<b>23</b>	<b>B1</b>	<b>Craig MCWILLIAM</b>				Elva 100				
IDEAL LAP TIME : 3:02.288			BEST LAP TIME : 3:02.288			DIFFERENCE : 0.000					
LAP	SECTOR 1		SECTOR 2		SECTOR 3		LAP TIME	MPH	DIFF	TIME OF DAY	

1 -	1:01.795	91.9	1:44.537	73.5	35.214	86.1	3:21.546	65.38	19.258	09:43:00.145
2 -	1:04.725	91.6	1:41.933	71.0	33.946	88.7	3:20.604	65.69	18.316	09:46:20.749
3 -	59.256	91.9	1:39.288	83.4	32.760	<b>94.4</b>	3:11.304	68.88	9.016	09:49:32.053
4 -	57.144	100.3	1:38.684	82.4	32.741	93.2	3:08.569	69.88	6.281	09:52:40.622
5 -	57.448	106.5	1:37.467	86.4	32.690	92.1	3:07.605 (3)	70.24	5.317	09:55:48.227
6 -	56.052	90.0	1:35.910	84.2	32.709	93.0	3:04.671 (2)	71.35	2.383	09:58:52.898
7 -	<b>55.495</b>	<b>107.3</b>	<b>1:34.455</b>	<b>91.8</b>	<b>32.338</b>	91.5	<b>3:02.288 (1)</b>	<b>72.29</b>		<b>10:01:55.186</b>

<b>P21</b>	<b>57</b>	<b>D2</b>	<b>George CHRISTODOULOU</b>				BMC Mk2				
IDEAL LAP TIME : 3:02.175			BEST LAP TIME : 3:02.657			DIFFERENCE : 0.482					
LAP	SECTOR 1		SECTOR 2		SECTOR 3		LAP TIME	MPH	DIFF	TIME OF DAY	

1 -	59.600	92.5	1:36.430	81.9	33.644	94.4	3:09.674	69.47	7.017	09:43:02.808
2 -	1:03.114	88.5	1:41.112	70.4	35.145	93.9	3:19.371	66.09	16.714	09:46:22.179
3 -	59.214	89.9	1:39.276	81.9	33.758	94.3	3:12.248	68.54	9.591	09:49:34.427
4 -	56.920	94.6	1:37.197	79.5	33.973	94.2	3:08.090 (3)	70.06	5.433	09:52:42.517
5 -	57.128	95.1	1:38.902	70.1	33.484	91.4	3:09.514	69.53	6.857	09:55:52.031
6 -	<b>55.174</b>	94.6	1:36.835	82.1	<b>32.308</b>	<b>95.1</b>	3:04.317 (2)	71.49	1.660	09:58:56.348
7 -	55.454	<b>97.5</b>	<b>1:34.693</b>	<b>82.8</b>	32.510	94.3	<b>3:02.657 (1)</b>	<b>72.14</b>		<b>10:01:59.005</b>

Weather / Track : Sunny / Dry

Silverstone GP  
Circuit Length = 3.6604 miles  
Start: 09:39 Flag 09:59 End: 10:02

# Silverstone International Trophy

## FJHRA/HSCC Historic Formula Junior

### QUALIFYING - RACE 13 - BEST SECTORS

SECTOR 1			SECTOR 2			SECTOR 3			IDEAL / BEST COMPARISON						
POS	NO	NAME	TIME	NO	NAME	TIME	NO	NAME	TIME	POS	NO	NAME	IDEAL	BEST	DIFF
													<b>PERFECT LAP</b>	<b>2:23.918</b>	
1	53	WILSON	43.688	53	WILSON	1:13.768	66	JACKSON	26.462	1	53	WILSON	2:23.991	2:24.198	0.207
2	66	JACKSON	43.817	66	JACKSON	1:14.078	80	FENNELL	26.499	2	66	JACKSON	2:24.357	2:24.357	0.000
3	80	FENNELL	44.238	80	FENNELL	1:15.062	53	WILSON	26.535	3	80	FENNELL	2:25.799	2:25.799	0.000
4	89	PANGBORN	45.204	122	RUSSELL	1:16.351	122	RUSSELL	26.902	4	122	RUSSELL	2:28.550	2:28.994	0.444
5	122	RUSSELL	45.297	89	PANGBORN	1:17.480	89	PANGBORN	27.481	5	89	PANGBORN	2:30.165	2:30.626	0.461
6	93	ERNST	46.420	93	ERNST	1:18.762	93	ERNST	27.517	6	93	ERNST	2:32.699	2:33.326	0.627
7	87	GUICHARD	46.902	121	MURRAY	1:19.822	121	MURRAY	28.164	7	121	MURRAY	2:35.334	2:35.513	0.179
8	121	MURRAY	47.348	37	TAYLOR	1:20.505	69	TURVEY	28.469	8	37	TAYLOR	2:36.831	2:37.346	0.515
9	37	TAYLOR	47.427	69	TURVEY	1:20.747	67	BINNINGTON	28.609	9	87	GUICHARD	2:37.331	2:37.331	0.000
10	51	HIBBERD	47.588	67	BINNINGTON	1:21.329	87	GUICHARD	28.780	10	69	TURVEY	2:37.474	2:37.992	0.518
11	67	BINNINGTON	47.686	87	GUICHARD	1:21.649	37	TAYLOR	28.899	11	67	BINNINGTON	2:37.624	2:37.624	0.000
12	69	TURVEY	48.258	51	HIBBERD	1:22.355	14	BESLEY	28.953	12	51	HIBBERD	2:38.992	2:39.654	0.662
13	14	BESLEY	48.417	14	BESLEY	1:22.776	51	HIBBERD	29.049	13	14	BESLEY	2:40.146	2:41.456	1.310
14	42	AUBERT	49.528	42	AUBERT	1:23.796	140	PICKERING	29.084	14	42	AUBERT	2:42.796	2:42.948	0.152
15	140	PICKERING	50.151	140	PICKERING	1:25.105	42	AUBERT	29.472	15	140	PICKERING	2:44.340	2:44.930	0.590
16	72	DE GRES	50.674	72	DE GRES	1:26.610	72	DE GRES	29.691	16	72	DE GRES	2:46.975	2:47.482	0.507
17	97	CIERS	53.998	97	CIERS	1:31.121	97	CIERS	31.885	17	97	CIERS	2:57.004	2:57.443	0.439
18	57	CHRISTODOULOU	55.174	23	MCWILLIAM	1:34.455	57	CHRISTODOULOU	32.308	18	57	CHRISTODOULOU	3:02.175	3:02.657	0.482
19	23	MCWILLIAM	55.495	57	CHRISTODOULOU	1:34.693	23	MCWILLIAM	32.338	19	23	MCWILLIAM	3:02.288	3:02.288	0.000
20										20	41	FENICHEL		2:53.613	
21										21	32	MALLOCK		2:32.161	

Weather / Track : Sunny / Dry

Results can be found at [www.tsl-timing.com](http://www.tsl-timing.com)

Silverstone GP

Circuit Length = 3.6604 miles

Start: 09:39 Flag 09:59 End: 10:02

Printed - 10:05 Sunday, 19 May 2019



# Silverstone International Trophy

## FJHRA/HSCC Historic Formula Junior

### QUALIFYING - RACE 13 - BEST SPEEDS

POS	INTERMEDIATE 1			INTERMEDIATE 2			FINISH LINE		
	NO	NAME	MPH	NO	NAME	MPH	NO	NAME	MPH
1	80	FENNELL	131.0	53	WILSON	122.4	53	WILSON	115.5
2	53	WILSON	130.3	66	JACKSON	121.3	66	JACKSON	115.1
3	66	JACKSON	129.0	80	FENNELL	120.4	80	FENNELL	113.9
4	122	RUSSELL	128.8	122	RUSSELL	118.3	122	RUSSELL	113.1
5	93	ERNST	127.3	89	PANGBORN	117.9	93	ERNST	113.1
6	89	PANGBORN	127.0	93	ERNST	115.5	89	PANGBORN	111.6
7	87	GUICHARD	124.9	51	HIBBERD	111.8	87	GUICHARD	110.1
8	51	HIBBERD	122.9	67	BINNINGTON	110.0	51	HIBBERD	106.0
9	37	TAYLOR	120.6	37	TAYLOR	109.1	42	AUBERT	105.7
10	67	BINNINGTON	119.4	140	PICKERING	109.1	37	TAYLOR	104.7
11	42	AUBERT	118.5	42	AUBERT	108.7	14	BESLEY	104.7
12	140	PICKERING	118.1	87	GUICHARD	108.5	67	BINNINGTON	104.3
13	69	TURVEY	117.7	69	TURVEY	107.3	69	TURVEY	104.0
14	14	BESLEY	117.7	72	DE GRES	107.0	72	DE GRES	103.5
15	72	DE GRES	117.1	14	BESLEY	106.6	140	PICKERING	101.6
16	97	CIERS	113.9	121	MURRAY	103.0	121	MURRAY	98.7
17	121	MURRAY	113.1	97	CIERS	101.3	97	CIERS	95.5
18	23	MCWILLIAM	107.3	23	MCWILLIAM	91.8	57	CHRISTODOULOU	95.1
19	57	CHRISTODOULOU	97.5	57	CHRISTODOULOU	82.8	23	MCWILLIAM	94.4
20									
21									

Weather / Track : Sunny / Dry

Results can be found at [www.tsl-timing.com](http://www.tsl-timing.com)

Silverstone GP  
Circuit Length = 3.6604 miles  
Start: 09:39 Flag 09:59 End: 10:02

Printed - 10:06 Sunday, 19 May 2019

**Silverstone International Trophy**  
**FJHRA/HSCC Historic Formula Junior**  
**QUALIFYING - RACE 13 - STATISTICS**

**Competitors Started** 21  
**Planned Start** 2019-05-19 @ 09:40:00.000  
**Actual Start** 2019-05-19 @ 09:39:04.683  
**Finish Time** 2019-05-19 @ 09:59:07.551  
**Track Length** 3.6604mi.  
**Total Laps** 151  
**Total Distance Covered** 552.7351mi.

**Session Fastest Lap History**

NO	CL	NAME	LAP TIME	TIME OF DAY	LAP	VEHICLE
66	E1	Cameron JACKSON	<b>2:29.654</b>	09:42:01.475	1	Brabham BT2
66	E1	Cameron JACKSON	<b>2:26.003</b>	09:44:27.477	2	Brabham BT2
53	E1	Sam WILSON	<b>2:25.383</b>	09:47:00.251	3	Lotus 20/22
66	E1	Cameron JACKSON	<b>2:24.993</b>	09:51:46.817	5	Brabham BT2
53	E1	Sam WILSON	<b>2:24.704</b>	09:54:15.517	6	Lotus 20/22
53	E1	Sam WILSON	<b>2:24.249</b>	09:56:39.765	7	Lotus 20/22
53	E1	Sam WILSON	<b>2:24.198</b>	09:59:03.964	8	Lotus 20/22

**Flag History**

TYPE	TIME OF DAY
GREEN	09:39:04.683
FINISH	09:59:07.551

**Flag Statistics**

TYPE	COUNT	TOTAL LAPS	TOTAL TIME
Green	1	9	23:28.121
Red	0	0	0.000
Safety Car	0	0	0.000
FCY	0	0	0.000

**Silverstone International Trophy**  
**FJHRA/HSCC Historic Formula Junior**  
**QUALIFYING - RACE 13 - STATISTICS**

**CLASS : B1**

1 Starters

**Fastest Lap History**

NO	NAME	LAP TIME	TIME OF DAY	LAP	VEHICLE
23	Craig MCWILLIAM	<b>3:21.546</b>	09:43:00.138	1	Elva 100
23	Craig MCWILLIAM	<b>3:20.604</b>	09:46:20.743	2	Elva 100
23	Craig MCWILLIAM	<b>3:11.304</b>	09:49:32.046	3	Elva 100
23	Craig MCWILLIAM	<b>3:08.569</b>	09:52:40.616	4	Elva 100
23	Craig MCWILLIAM	<b>3:07.605</b>	09:55:48.220	5	Elva 100
23	Craig MCWILLIAM	<b>3:04.671</b>	09:58:52.891	6	Elva 100
23	Craig MCWILLIAM	<b>3:02.288</b>	10:01:55.177	7	Elva 100

**Silverstone International Trophy**  
**FJHRA/HSCC Historic Formula Junior**  
**QUALIFYING - RACE 13 - STATISTICS**

**CLASS : B2**

**3 Starters**

**Fastest Lap History**

NO	NAME	LAP TIME	TIME OF DAY	LAP	VEHICLE
32	Ray MALLOCK	<b>2:40.719</b>	09:42:08.027	1	U2 Mk2
121	Niall MURRAY	<b>2:40.243</b>	09:42:27.726	1	Elva 100
32	Ray MALLOCK	<b>2:35.603</b>	09:44:43.630	2	U2 Mk2
32	Ray MALLOCK	<b>2:34.208</b>	09:47:17.838	3	U2 Mk2
32	Ray MALLOCK	<b>2:33.399</b>	09:49:51.237	4	U2 Mk2
32	Ray MALLOCK	<b>2:32.577</b>	09:55:01.346	6	U2 Mk2
32	Ray MALLOCK	<b>2:32.161</b>	09:57:33.507	7	U2 Mk2

**Silverstone International Trophy**  
**FJHRA/HSCC Historic Formula Junior**  
**QUALIFYING - RACE 13 - STATISTICS**

**CLASS : C2**

**4 Starters**

**Fastest Lap History**

NO	NAME	LAP TIME	TIME OF DAY	LAP	VEHICLE
14	Crispian BESLEY	<b>2:49.023</b>	09:42:16.738	1	Cooper T56
14	Crispian BESLEY	<b>2:43.805</b>	09:45:00.543	2	Cooper T56
14	Crispian BESLEY	<b>2:42.198</b>	09:47:42.741	3	Cooper T56
37	Andrew TAYLOR	<b>2:39.278</b>	09:47:56.534	3	Cooper T56
37	Andrew TAYLOR	<b>2:38.742</b>	09:50:35.276	4	Cooper T56
37	Andrew TAYLOR	<b>2:38.129</b>	09:53:13.406	5	Cooper T56
37	Andrew TAYLOR	<b>2:37.837</b>	09:55:51.243	6	Cooper T56
37	Andrew TAYLOR	<b>2:37.346</b>	09:58:28.588	7	Cooper T56

**Weather / Track : Sunny / Dry**

**Results can be found at [www.tsl-timing.com](http://www.tsl-timing.com)**

**Page 4 of 7**

Silverstone GP  
Circuit Length = 3.6604 miles  
Start: 09:39 Flag 09:59 End: 10:02

*Printed - 10:07 Sunday, 19 May 2019*

**Silverstone International Trophy**  
**FJHRA/HSCC Historic Formula Junior**  
**QUALIFYING - RACE 13 - STATISTICS**

**CLASS : D2**

**4 Starters**

**Fastest Lap History**

NO	NAME	LAP TIME	TIME OF DAY	LAP	VEHICLE
87	Pierre GUICHARD	<b>3:00.087</b>	09:42:47.232	1	Lynx T3
87	Pierre GUICHARD	<b>2:56.456</b>	09:45:43.690	2	Lynx T3
42	Martin AUBERT	<b>2:53.264</b>	09:47:02.684	2	Lotus 20
87	Pierre GUICHARD	<b>2:43.257</b>	09:48:26.947	3	Lynx T3
87	Pierre GUICHARD	<b>2:39.699</b>	09:51:06.646	4	Lynx T3
87	Pierre GUICHARD	<b>2:39.145</b>	09:53:45.791	5	Lynx T3
87	Pierre GUICHARD	<b>2:37.727</b>	09:56:23.517	6	Lynx T3
87	Pierre GUICHARD	<b>2:37.331</b>	09:59:00.849	7	Lynx T3

**Weather / Track : Sunny / Dry**

**Results can be found at [www.tsl-timing.com](http://www.tsl-timing.com)**

**Page 5 of 7**

Silverstone GP  
Circuit Length = 3.6604 miles  
Start: 09:39 Flag 09:59 End: 10:02

*Printed - 10:07 Sunday, 19 May 2019*

**Silverstone International Trophy**  
**FJHRA/HSCC Historic Formula Junior**  
**QUALIFYING - RACE 13 - STATISTICS**

**CLASS : E1**

**8 Starters**

**Fastest Lap History**

NO	NAME	LAP TIME	TIME OF DAY	LAP	VEHICLE
66	Cameron JACKSON	<b>2:29.654</b>	09:42:01.475	1	Brabham BT2
66	Cameron JACKSON	<b>2:26.003</b>	09:44:27.477	2	Brabham BT2
53	Sam WILSON	<b>2:25.383</b>	09:47:00.251	3	Lotus 20/22
66	Cameron JACKSON	<b>2:24.993</b>	09:51:46.817	5	Brabham BT2
53	Sam WILSON	<b>2:24.704</b>	09:54:15.517	6	Lotus 20/22
53	Sam WILSON	<b>2:24.249</b>	09:56:39.765	7	Lotus 20/22
53	Sam WILSON	<b>2:24.198</b>	09:59:03.964	8	Lotus 20/22

**Weather / Track : Sunny / Dry**

**Results can be found at [www.tsl-timing.com](http://www.tsl-timing.com)**

**Page 6 of 7**

Silverstone GP  
Circuit Length = 3.6604 miles  
Start: 09:39 Flag 09:59 End: 10:02

*Printed - 10:07 Sunday, 19 May 2019*

**Silverstone International Trophy**  
**FJHRA/HSCC Historic Formula Junior**  
**QUALIFYING - RACE 13 - STATISTICS**

**CLASS : E2**


1 Starters

**Fastest Lap History**

NO	NAME	LAP TIME	TIME OF DAY	LAP	VEHICLE
72	Tom DE GRES	<b>3:05.446</b>	09:42:53.831	1	Cooper T59
72	Tom DE GRES	<b>2:51.880</b>	09:45:45.712	2	Cooper T59
72	Tom DE GRES	<b>2:49.345</b>	09:48:35.056	3	Cooper T59
72	Tom DE GRES	<b>2:48.102</b>	09:54:14.856	5	Cooper T59
72	Tom DE GRES	<b>2:47.482</b>	09:59:51.745	7	Cooper T59



**Silverstone International Trophy**  
**FJHRA/HSCC Historic Formula Junior**  
**RACE 13 - GRID (20 minutes) - AMENDED**

ROW 11	22	<b>26</b> Roger DEXTER	3:02.657	21	<b>57</b> George CHRISTODOULOU
ROW 10	20	3:02.288 <b>23</b> Craig MCWILLIAM	2:57.443	19	<b>97</b> Hans CIERS
ROW 9	18	2:53.613 <b>41</b> Peter FENICHEL	2:47.482	17	<b>72</b> Tom DE GRES
ROW 8	16	2:44.930 <b>140</b> Keith PICKERING	2:42.948	15	<b>42</b> Martin AUBERT
ROW 7	14	2:41.456 <b>14</b> Crispian BESLEY	2:39.654	13	<b>51</b> Michael HIBBERD
ROW 6	12	2:37.992 <b>69</b> Andrew TURVEY	2:37.624	11	<b>67</b> Anthony BINNINGTON
ROW 5	10	2:37.346 <b>37</b> Andrew TAYLOR	2:37.331	9	<b>87</b> Pierre GUICHARD
ROW 4	8	2:35.513 <b>121</b> Niall MURRAY	2:33.326	7	<b>93</b> Rudolf ERNST
ROW 3	6	2:32.161 <b>32</b> Ray MALLOCK	2:30.626	5	<b>89</b> Mark PANGBORN
ROW 2	4	2:28.994 <b>122</b> Adrian RUSSELL	2:25.799	3	<b>80</b> Nicholas FENNELL
ROW 1	2	2:24.357 <b>66</b> Cameron JACKSON	2:24.198	1	<b>53</b> Sam WILSON
<b>Pole</b>					
					

Car 26 - To start from the back of the grid - Has raced on the circuit in last 12 months.

Silverstone GP  
 Circuit Length = 3.6604 miles

These results are provisional until the conclusion of any judicial and technical matters.

Clerk Of Course :		Timekeeper : Nick Palmer
-------------------	--	--------------------------

# Silverstone International Trophy

## FJHRA/HSCC Historic Formula Junior

### RACE 13 - CLASSIFICATION

POS	NO	CL	PIC NAME	ENTRY	LAPS	TIME	GAP	DIFF	MPH	BEST	ON
1	53	E1	1 Sam WILSON	Lotus 20/22	8	19:30.295			90.08	2:25.454	8
2	66	E1	2 Cameron JACKSON	Brabham BT2	8	19:30.435	0.140	0.140	90.07	2:25.502	3
3	80	E1	3 Nicholas FENNELL	Lotus 27	8	19:48.784	18.489	18.349	88.68	2:27.144	5
4	122	E1	4 Adrian RUSSELL	Lotus 22	8	20:01.298	31.003	12.514	87.75	2:29.117	4
5	89	E1	5 Mark PANGBORN	Lotus 20B	8	20:20.404	50.109	19.106	86.38	2:30.861	5
6	32	B2	1 Ray MALLOCK	U2 Mk2	8	20:26.451	56.156	6.047	85.95	2:32.582	4
7	87	D2	1 Pierre GUICHARD	Lynx T3	8	20:53.686	1:23.391	27.235	84.08	2:35.503	5
8	67	E1	6 Anthony BINNINGTON	Cooper T67	8	20:54.952	1:24.657	1.266	84.00	2:33.868	6
9	121	B2	2 Niall MURRAY	Elva 100	8	20:54.994	1:24.699	0.042	84.00	2:35.624	3
10	37	C2	1 Andrew TAYLOR	Cooper T56	8	21:10.688	1:40.393	15.694	82.96	2:37.188	6
11	14	C2	2 Crispian BESLEY	Cooper T56	8	21:51.081	2:20.786	40.393	80.40	2:41.141	2
12	69	E1	7 Andrew TURVEY	Lola Mk5A	8	21:51.310	2:21.015	0.229	80.39	2:41.300	3
13	42	D2	2 Martin AUBERT	Lotus 20	7	19:48.528	1 Lap	1 Lap	77.61	2:45.403	7
14	72	E2	1 Tom DE GRES	Cooper T59	7	19:49.569	1 Lap	1.041	77.54	2:46.151	7
15	41	C2	3 Peter FENICHEL	Cooper T56	7	19:52.553	1 Lap	2.984	77.35	2:47.030	6
16	97	D2	3 Hans CIERS	Lotus 20	7	20:51.385	1 Lap	58.832	73.71	2:56.368	7
17	57	D2	4 George CHRISTODOULOU	BMC Mk2	7	21:15.521	1 Lap	24.136	72.31	2:56.731	7
18	26	B2	3 Roger DEXTER	Elva 100 DKW	7	21:19.257	1 Lap	3.736	72.10	2:56.115	7
19	23	B1	1 Craig MCWILLIAM	Elva 100	7	21:24.700	1 Lap	5.443	71.80	3:00.202	6

#### NOT CLASSIFIED

DNF	140	C2	Keith PICKERING	Britannia FJ	5	13:37.483	3 Laps	2 Laps	80.59	2:40.835	2
DNF	93	E1	Rudolf ERNST	Lotus 22	4	11:26.514	4 Laps	1 Lap	76.78	2:33.488	3

#### FASTEST LAP

53	E1	Sam WILSON	Lotus 20/22	8	2:25.454	90.59 mph	145.80 kph
32	B2	Ray MALLOCK	U2 Mk2	4	2:32.582	86.36 mph	138.99 kph
87	D2	Pierre GUICHARD	Lynx T3	5	2:35.503	84.74 mph	136.38 kph
37	C2	Andrew TAYLOR	Cooper T56	6	2:37.188	83.83 mph	134.91 kph
72	E2	Tom DE GRES	Cooper T59	7	2:46.151	79.31 mph	127.64 kph
23	B1	Craig MCWILLIAM	Elva 100	6	3:00.202	73.12 mph	117.68 kph

Car 51 - non starter.

Weather / Track : Cloudy / Dry

These results are provisional until the conclusion of any judicial and technical matters.

Silverstone GP

Circuit Length = 3.6604 miles

Start: 16:48 Flag 17:07 End: 17:10

Clerk Of Course : Julian Floyd

Timekeeper : Nick Palmer

**Silverstone International Trophy**  
**FJHRA/HSCC Historic Formula Junior**  
**RACE 13 - LAP CHART**

LAP 1 @ 16:50:39.633			LAP 2 @ 16:53:06.680			LAP 3 @ 16:55:32.182			LAP 4 @ 16:57:58.077			LAP 5 @ 17:00:24.274		
NO	BEHIND	LAP TIME	NO	BEHIND	LAP TIME	NO	BEHIND	LAP TIME	NO	BEHIND	LAP TIME	NO	BEHIND	LAP TIME
53		2:27.912	66		2:26.619	66		2:25.502	66		2:25.895	66		2:26.197
66	0.428	2:28.340	53	0.227	2:27.274	53	0.508	2:25.783	53	0.096	2:25.483	53	0.117	2:26.218
80	1.678	2:29.590	80	5.085	2:30.454	80	8.521	2:28.938	80	9.802	2:27.176	23	1 Lap	3:03.666
122	6.129	2:34.041	122	8.340	2:29.258	122	11.971	2:29.133	122	15.193	2:29.117	57	1 Lap	3:05.319
32	7.071	2:34.983	89	12.787	2:32.049	89	18.930	2:31.645	89	25.609	2:32.574	80	10.749	2:27.144
89	7.785	2:35.697	32	13.247	2:33.223	32	21.205	2:33.460	32	27.892	2:32.582	26	1 Lap	3:05.168
93	11.030	2:38.942	93	18.977	2:34.994	93	26.963	2:33.488	121	41.138	2:35.769	122	18.867	2:29.871
121	12.219	2:40.131	121	21.142	2:35.970	121	31.264	2:35.624	87	42.810	2:35.530	89	30.273	2:30.861
87	13.596	2:41.508	87	22.420	2:35.871	87	33.175	2:36.257	67	46.785	2:36.119	32	34.892	2:33.197
37	14.455	2:42.367	67	24.672	2:36.906	67	36.561	2:37.391	37	51.765	2:38.389	121	51.261	2:36.320
67	14.813	2:42.725	37	26.243	2:38.835	37	39.271	2:38.530	14	1:07.307	2:44.723	87	52.116	2:35.503
14	17.401	2:45.313	14	31.495	2:41.141	140	48.190	2:41.314	140	1:07.776	2:45.481	67	55.589	2:35.001
140	18.590	2:46.502	140	32.378	2:40.835	14	48.479	2:42.486	69	1:08.468	2:43.842	37	1:03.227	2:37.659
69	19.227	2:47.139	69	34.723	2:42.543	69	50.521	2:41.300	72	1:40.138	2:50.503	14	1:24.423	2:43.313
42	25.684	2:53.596	42	49.721	2:51.084	42	1:15.189	2:50.970	93	1:40.158	3:39.090 P	69	1:24.622	2:42.351
72	26.152	2:54.064	72	50.009	2:50.904	72	1:15.530	2:51.023	42	1:40.514	2:51.220	140	1:24.930	2:43.351
41	27.193	2:55.105	41	51.374	2:51.228	41	1:16.630	2:50.758	41	1:41.339	2:50.604	72	2:02.897	2:48.956
97	32.490	3:00.402	97	1:04.479	2:59.036	97	1:37.844	2:58.867	97	2:09.342	2:57.393	42	2:03.722	2:49.405
57	37.795	3:05.707	57	1:14.449	3:03.701	57	1:55.843	3:06.896				41	2:05.442	2:50.300
23	38.920	3:06.832	23	1:18.845	3:06.972	23	1:57.263	3:03.920						
26	43.451	3:11.363	26	1:22.351	3:05.947	26	1:58.232	3:01.383						

Weather / Track : Cloudy / Dry

Silverstone GP  
 Circuit Length = 3.6604 miles  
 Start: 16:48 Flag 17:07 End: 17:10

**Silverstone International Trophy**  
**FJHRA/HSCC Historic Formula Junior**  
**RACE 13 - LAP CHART**

<b>LAP 6 @ 17:02:50.495</b>			<b>LAP 7 @ 17:05:16.468</b>			<b>LAP 8 @ 17:07:42.016</b>		
NO	BEHIND	LAP TIME	NO	BEHIND	LAP TIME	NO	BEHIND	LAP TIME
<b>66</b>		2:26.221	<b>66</b>		2:25.973	<b>53</b>		2:25.454
<b>53</b>	0.039	2:26.143	<b>53</b>	0.094	2:26.028	<b>66</b>	0.140	2:25.688
<b>80</b>	14.786	2:30.258	<b>41</b>	1 Lap	2:47.030	<b>42</b>	1 Lap	2:45.403
<b>97</b>	1 Lap	2:59.849	<b>80</b>	16.446	2:27.633	<b>80</b>	18.489	2:27.591
<b>122</b>	22.561	2:29.915	<b>122</b>	26.747	2:30.159	<b>72</b>	1 Lap	2:46.151
<b>89</b>	38.641	2:34.589	<b>89</b>	44.552	2:31.884	<b>41</b>	1 Lap	2:47.528
<b>32</b>	41.964	2:33.293	<b>32</b>	48.883	2:32.892	<b>122</b>	31.003	2:29.804
<b>57</b>	1 Lap	3:00.073	<b>97</b>	1 Lap	2:59.470	<b>89</b>	50.109	2:31.105
<b>23</b>	1 Lap	3:02.001	<b>121</b>	1:12.507	2:37.385	<b>32</b>	56.156	2:32.821
<b>26</b>	1 Lap	3:00.521	<b>87</b>	1:12.888	2:36.949	<b>97</b>	1 Lap	2:56.368
<b>121</b>	1:01.095	2:36.055	<b>67</b>	1:13.611	2:36.348	<b>87</b>	1:23.391	2:36.051
<b>87</b>	1:01.912	2:36.017	<b>57</b>	1 Lap	2:57.094	<b>67</b>	1:24.657	2:36.594
<b>67</b>	1:03.236	2:33.868	<b>26</b>	1 Lap	2:58.760	<b>121</b>	1:24.699	2:37.740
<b>37</b>	1:14.194	2:37.188	<b>23</b>	1 Lap	3:00.202	<b>37</b>	1:40.393	2:38.609
<b>14</b>	1:45.255	2:47.053	<b>37</b>	1:27.332	2:39.111	<b>57</b>	1 Lap	2:56.731
<b>69</b>	1:45.343	2:46.942	<b>69</b>	2:02.891	2:43.521	<b>26</b>	1 Lap	2:56.115
<b>42</b>	2:24.351	2:46.850	<b>14</b>	2:02.945	2:43.663	<b>23</b>	1 Lap	3:01.107
<b>72</b>	2:24.644	2:47.968				<b>14</b>	2:20.786	2:43.389
						<b>69</b>	2:21.015	2:43.672

Weather / Track : Cloudy / Dry

# Silverstone International Trophy

## FJHRA/HSCC Historic Formula Junior

### RACE 13 - POSITION CHART

No	Name	Lap Pos	Lap								
			1	2	3	4	5	6	7	8	
53	WILSON	1	53	66	66	66	66	66	66	66	53
66	JACKSON	2	66	53	53	53	53	53	53	53	66
80	FENNELL	3	80	80	80	80	80	80	80	80	80
122	RUSSELL	4	122	122	122	122	122	122	122	122	122
89	PANGBORN	5	32	89	89	89	89	89	89	89	89
32	MALLOCK	6	89	32	32	32	32	32	32	32	32
93	ERNST	7	93	93	93	121	121	121	121	121	87
121	MURRAY	8	121	121	121	87	87	87	87	87	67
87	GUICHARD	9	87	87	87	67	67	67	67	67	121
37	TAYLOR	10	37	67	67	37	37	37	37	37	37
67	BINNINGTON	11	67	37	37	14	14	14	14	69	14
69	TURVEY	12	14	14	140	140	69	69	69	14	69
14	BESLEY	13	140	140	14	69	140	42	42	42	42
42	AUBERT	14	69	69	69	72	72	72	72	72	72
140	PICKERING	15	42	42	42	93	42	41	41	41	41
72	DE GRES	16	72	72	72	42	41	97	97	97	97
41	FENICHEL	17	41	41	41	41	97	57	57	57	57
97	CIERS	18	97	97	97	97	57	26	26	26	26
23	MCWILLIAM	19	57	57	57	23	23	23	23	23	23
57	CHRISTODOULOU	20	23	23	23	57	26	26	26	26	26
26	DEXTER	21	26	26	26	26	26	26	26	26	26

Weather / Track : Cloudy / Dry

Results can be found at [www.tsl-timing.com](http://www.tsl-timing.com)

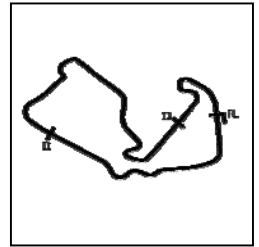
Silverstone GP  
 Circuit Length = 3.6604 miles  
 Start: 16:48 Flag 17:07 End: 17:10

Printed - 17:13 Sunday, 19 May 2019

# Silverstone International Trophy

## FJHRA/HSCC Historic Formula Junior

### RACE 13 - SECTOR ANALYSIS



SECTOR 1 = FL to I1, SECTOR 2 = I1 to I2, SECTOR 3 = I2 to FL, DIFF = Difference To Personal Best Lap, P = Crossed Finish Line in Pit Lane, D = Time Disallowed

P1 53 E1 Sam WILSON		Lotus 20/22								
IDEAL LAP TIME : 2:25.165		BEST LAP TIME : 2:25.454		DIFFERENCE : 0.289						
LAP	SECTOR 1	SECTOR 2	SECTOR 3	LAP TIME	MPH	DIFF	TIME OF DAY			
1 -	128.0	1:15.284	120.4	27.169	112.0	2:27.912	89.09	2.458	16:50:39.633	
2 -	44.802	129.3	1:15.324	120.9	27.148	114.5	2:27.274	89.47	1.820	16:53:06.907
3 -	44.284	131.8	1:14.684	123.3	26.815	113.1	2:25.783 (3)	90.39	0.329	16:55:32.690
4 -	<b>44.139</b>	131.0	1:14.575	<b>125.4</b>	26.769	114.7	2:25.483 (2)	90.57	0.029	16:57:58.173
5 -	44.292	<b>132.8</b>	1:15.218	121.3	26.708	<b>116.1</b>	2:26.218	90.12	0.764	17:00:24.391
6 -	44.351	130.3	1:14.884	122.4	26.908	113.3	2:26.143	90.17	0.689	17:02:50.534
7 -	44.153	130.0	1:14.935	122.9	26.940	109.6	2:26.028	90.24	0.574	17:05:16.562
8 -	44.428	130.8	<b>1:14.391</b>	122.2	<b>26.635</b>	112.6	<b>2:25.454 (1)</b>	<b>90.59</b>		<b>17:07:42.016</b>

P2 66 E1 Cameron JACKSON		Brabham BT2								
IDEAL LAP TIME : 2:25.135		BEST LAP TIME : 2:25.502		DIFFERENCE : 0.367						
LAP	SECTOR 1	SECTOR 2	SECTOR 3	LAP TIME	MPH	DIFF	TIME OF DAY			
1 -	130.8	1:15.453	122.6	27.273	114.1	2:28.340	88.83	2.838	16:50:40.061	
2 -	44.403	132.1	1:15.352	124.2	26.864	112.8	2:26.619	89.87	1.117	16:53:06.680
3 -	44.274	128.0	<b>1:14.405</b>	120.9	26.823	112.8	<b>2:25.502 (1)</b>	<b>90.56</b>		<b>16:55:32.182</b>
4 -	44.251	127.3	1:14.795	122.2	26.849	112.8	2:25.895 (3)	90.32	0.393	16:57:58.077
5 -	<b>44.185</b>	128.5	1:15.467	122.9	<b>26.545</b>	112.8	2:26.197	90.13	0.695	17:00:24.274
6 -	44.780	131.8	1:14.669	125.2	26.772	110.3	2:26.221	90.12	0.719	17:02:50.495
7 -	44.313	<b>132.6</b>	1:14.938	<b>125.4</b>	26.722	112.8	2:25.973	90.27	0.471	17:05:16.468
8 -	44.532	128.3	1:14.413	123.8	26.743	<b>115.5</b>	2:25.688 (2)	90.45	0.186	17:07:42.156

P3 80 E1 Nicholas FENNELL		Lotus 27								
IDEAL LAP TIME : 2:26.839		BEST LAP TIME : 2:27.144		DIFFERENCE : 0.305						
LAP	SECTOR 1	SECTOR 2	SECTOR 3	LAP TIME	MPH	DIFF	TIME OF DAY			
1 -		<b>129.5</b>	1:15.816	<b>120.6</b>	27.381	112.8	2:29.590	88.09	2.446	16:50:41.311
2 -	45.226	<b>129.5</b>	1:17.934	<b>120.6</b>	27.294	112.8	2:30.454	87.58	3.310	16:53:11.765
3 -	45.314	128.8	1:16.273	120.4	27.351	110.9	2:28.938	88.47	1.794	16:55:40.703
4 -	44.761	128.3	1:15.512	120.4	26.903	112.8	2:27.176 (2)	89.53	0.032	16:58:07.879
5 -	44.758	128.5	1:15.583	120.2	<b>26.803</b>	112.4	<b>2:27.144 (1)</b>	<b>89.55</b>		<b>17:00:35.023</b>
6 -	46.467	129.0	1:16.308	120.0	27.483	111.8	2:30.258	87.70	3.114	17:03:05.281
7 -	44.643	128.3	1:16.039	120.0	26.951	<b>112.9</b>	2:27.633	89.26	0.489	17:05:32.914
8 -	<b>44.546</b>	129.3	<b>1:15.490</b>	<b>120.6</b>	27.555	<b>112.9</b>	2:27.591 (3)	89.28	0.447	17:08:00.505

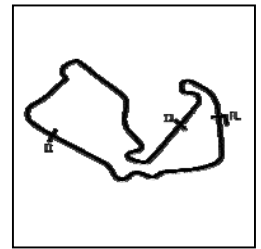
P4 122 E1 Adrian RUSSELL		Lotus 22								
IDEAL LAP TIME : 2:28.825		BEST LAP TIME : 2:29.117		DIFFERENCE : 0.292						
LAP	SECTOR 1	SECTOR 2	SECTOR 3	LAP TIME	MPH	DIFF	TIME OF DAY			
1 -	128.0	1:19.170	117.1	27.748	112.0	2:34.041	85.54	4.924	16:50:45.762	
2 -	45.726	127.3	1:16.266	<b>118.5</b>	<b>27.266</b>	112.4	2:29.258 (3)	88.28	0.141	16:53:15.020
3 -	45.785	125.9	<b>1:16.026</b>	118.3	27.322	112.0	2:29.133 (2)	88.36	0.016	16:55:44.153
4 -	<b>45.533</b>	127.5	1:16.272	<b>118.5</b>	27.312	111.6	<b>2:29.117 (1)</b>	<b>88.37</b>		<b>16:58:13.270</b>
5 -	45.825	127.0	1:16.518	118.3	27.528	112.4	2:29.871	87.92	0.754	17:00:43.141
6 -	45.676	<b>128.5</b>	1:16.734	<b>118.5</b>	27.505	112.4	2:29.915	87.90	0.798	17:03:13.056
7 -	46.152	127.5	1:16.544	118.1	27.463	112.2	2:30.159	87.75	1.042	17:05:43.215
8 -	45.635	127.5	1:16.525	117.7	27.644	<b>112.8</b>	2:29.804	87.96	0.687	17:08:13.019

P5 89 E1 Mark PANGBORN		Lotus 20B								
IDEAL LAP TIME : 2:30.493		BEST LAP TIME : 2:30.861		DIFFERENCE : 0.368						
LAP	SECTOR 1	SECTOR 2	SECTOR 3	LAP TIME	MPH	DIFF	TIME OF DAY			
1 -	123.1	1:18.437	119.6	28.066	<b>111.4</b>	2:35.697	84.63	4.836	16:50:47.418	
2 -	46.240	<b>128.3</b>	1:18.225	<b>121.7</b>	<b>27.584</b>	110.7	2:32.049	86.66	1.188	16:53:19.467
3 -	46.666	126.6	1:17.264	118.3	27.715	111.2	2:31.645 (3)	86.89	0.784	16:55:51.112
4 -	46.045	126.3	1:18.625	118.1	27.904	111.2	2:32.574	86.36	1.713	16:58:23.686
5 -	46.030	126.8	<b>1:17.125</b>	118.1	27.706	111.0	<b>2:30.861 (1)</b>	<b>87.35</b>		<b>17:00:54.547</b>
6 -	46.571	126.1	1:19.982	114.1	28.036	111.0	2:34.589	85.24	3.728	17:03:29.136
7 -	46.066	126.3	1:17.602	118.9	28.216	110.1	2:31.884	86.76	1.023	17:06:01.020
8 -	<b>45.784</b>	126.1	1:17.548	116.3	27.773	<b>111.4</b>	2:31.105 (2)	87.20	0.244	17:08:32.125

Weather / Track : Cloudy / Dry

Silverstone GP  
 Circuit Length = 3.6604 miles  
 Start: 16:48 Flag 17:07 End: 17:10

**Silverstone International Trophy**  
**FJHRA/HSCC Historic Formula Junior**  
**RACE 13 - SECTOR ANALYSIS**



SECTOR 1 = FL to I1, SECTOR 2 = I1 to I2, SECTOR 3 = I2 to FL, DIFF = Difference To Personal Best Lap, P = Crossed Finish Line in Pit Lane, D = Time Disallowed

<b>P6 32 B2 Ray MALLOCK</b>		U2 Mk2					
IDEAL LAP TIME : 2:32.124		BEST LAP TIME : 2:32.582		DIFFERENCE : 0.458			
LAP	SECTOR 1	SECTOR 2	SECTOR 3	LAP TIME	MPH	DIFF	TIME OF DAY
1 -		<b>125.9</b>	1:18.707 114.9	28.308 108.3	2:34.983	85.02	2.401 16:50:46.704
2 -	46.788	124.7	1:18.210 115.1	28.225 <b>108.8</b>	2:33.223	86.00	0.641 16:53:19.927
3 -	47.253	124.7	1:18.109 <b>115.9</b>	28.098 108.1	2:33.460	85.87	0.878 16:55:53.387
4 -	46.584	124.0	1:18.001 115.3	<b>27.997</b> 107.9	<b>2:32.582 (1)</b>	<b>86.36</b>	<b>16:58:25.969</b>
5 -	46.934	123.3	1:17.998 114.7	28.265 107.4	2:33.197	86.01	0.615 17:00:59.166
6 -	<b>46.416</b>	124.0	1:18.091 107.8	28.786 107.4	2:33.293	85.96	0.711 17:03:32.459
7 -	46.629	124.0	1:17.911 114.1	28.352 107.2	2:32.892 (3)	86.19	0.310 17:06:05.351
8 -	46.709	124.0	<b>1:17.711</b> 114.1	28.401 106.9	2:32.821 (2)	86.23	0.239 17:08:38.172

<b>P7 87 D2 Pierre GUICHARD</b>		Lynx T3					
IDEAL LAP TIME : 2:34.795		BEST LAP TIME : 2:35.503		DIFFERENCE : 0.708			
LAP	SECTOR 1	SECTOR 2	SECTOR 3	LAP TIME	MPH	DIFF	TIME OF DAY
1 -		122.2	1:21.832 110.5	28.292 110.7	2:41.508	81.59	6.005 16:50:53.229
2 -	47.135	123.8	<b>1:19.960</b> 104.0	28.776 109.6	2:35.871 (3)	84.54	0.368 16:53:29.100
3 -	46.948	122.2	1:20.550 107.5	28.759 109.9	2:36.257	84.33	0.754 16:56:05.357
4 -	46.977	118.1	1:20.388 109.1	28.165 <b>111.4</b>	2:35.530 (2)	84.72	0.027 16:58:40.887
5 -	<b>46.804</b>	112.4	1:20.568 104.3	28.131 110.9	<b>2:35.503 (1)</b>	<b>84.74</b>	<b>17:01:16.390</b>
6 -	47.320	111.6	1:20.502 108.7	28.195 109.9	2:36.017	84.46	0.514 17:03:52.407
7 -	47.649	124.0	1:20.990 113.7	28.310 109.6	2:36.949	83.96	1.446 17:06:29.356
8 -	47.413	<b>124.5</b>	1:20.607 <b>114.3</b>	<b>28.031</b> 110.1	2:36.051	84.44	0.548 17:09:05.407

<b>P8 67 E1 Anthony BINNINGTON</b>		Cooper T67					
IDEAL LAP TIME : 2:33.865		BEST LAP TIME : 2:33.868		DIFFERENCE : 0.003			
LAP	SECTOR 1	SECTOR 2	SECTOR 3	LAP TIME	MPH	DIFF	TIME OF DAY
1 -		<b>121.1</b>	1:22.308 103.8	28.620 106.5	2:42.725	80.98	8.857 16:50:54.446
2 -	48.002	118.5	1:20.325 111.1	28.579 105.3	2:36.906	83.98	3.038 16:53:31.352
3 -	48.107	119.1	1:20.681 109.6	28.603 105.7	2:37.391	83.72	3.523 16:56:08.743
4 -	47.851	118.3	1:20.015 111.6	28.253 105.7	2:36.119 (3)	84.40	2.251 16:58:44.862
5 -	47.410	116.3	1:19.537 110.7	28.054 106.2	2:35.001 (2)	85.01	1.133 17:01:19.863
6 -	47.272	118.9	<b>1:18.694</b> <b>113.1</b>	<b>27.902</b> 106.9	<b>2:33.868 (1)</b>	<b>85.64</b>	<b>17:03:53.731</b>
7 -	<b>47.269</b>	119.6	1:20.631 111.2	28.448 99.4	2:36.348	84.28	2.480 17:06:30.079
8 -	47.574	120.4	1:20.552 112.4	28.468 <b>107.4</b>	2:36.594	84.15	2.726 17:09:06.673

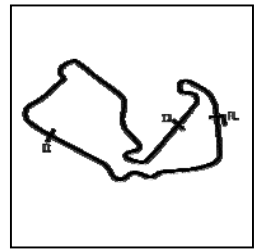
<b>P9 121 B2 Niall MURRAY</b>		Elva 100					
IDEAL LAP TIME : 2:35.571		BEST LAP TIME : 2:35.624		DIFFERENCE : 0.053			
LAP	SECTOR 1	SECTOR 2	SECTOR 3	LAP TIME	MPH	DIFF	TIME OF DAY
1 -		112.2	1:20.485 104.3	29.054 <b>97.8</b>	2:40.131	82.29	4.507 16:50:51.852
2 -	47.560	112.7	1:19.940 <b>104.5</b>	28.470 97.7	2:35.970 (3)	84.48	0.346 16:53:27.822
3 -	<b>47.293</b>	112.4	<b>1:19.908</b> 104.3	28.423 97.1	<b>2:35.624 (1)</b>	<b>84.67</b>	<b>16:56:03.446</b>
4 -	47.416	111.1	1:19.983 102.9	<b>28.370</b> 96.8	2:35.769 (2)	84.59	0.145 16:58:39.215
5 -	47.721	110.5	1:20.123 102.9	28.476 96.1	2:36.320	84.30	0.696 17:01:15.535
6 -	47.580	110.7	1:20.012 103.4	28.463 96.9	2:36.055	84.44	0.431 17:03:51.590
7 -	47.627	111.2	1:20.379 103.8	29.379 97.2	2:37.385	83.72	1.761 17:06:28.975
8 -	48.664	<b>114.3</b>	1:20.437 103.8	28.639 97.4	2:37.740	83.54	2.116 17:09:06.715

<b>P10 37 C2 Andrew TAYLOR</b>		Cooper T56					
IDEAL LAP TIME : 2:36.960		BEST LAP TIME : 2:37.188		DIFFERENCE : 0.228			
LAP	SECTOR 1	SECTOR 2	SECTOR 3	LAP TIME	MPH	DIFF	TIME OF DAY
1 -		118.5	1:22.507 108.4	29.127 <b>102.9</b>	2:42.367	81.16	5.179 16:50:54.088
2 -	48.060	<b>119.4</b>	1:21.468 106.0	29.307 102.4	2:38.835	82.96	1.647 16:53:32.923
3 -	47.883	118.9	1:21.554 <b>109.2</b>	29.093 101.6	2:38.530	83.12	1.342 16:56:11.453
4 -	47.714	118.9	1:21.785 108.2	28.890 102.1	2:38.389 (3)	83.19	1.201 16:58:49.842
5 -	<b>47.684</b>	117.9	1:21.077 108.2	28.898 101.8	2:37.659 (2)	83.58	0.471 17:01:27.501
6 -	47.912	118.1	<b>1:20.640</b> 109.1	<b>28.636</b> 101.9	<b>2:37.188 (1)</b>	<b>83.83</b>	<b>17:04:04.689</b>
7 -	47.895	118.3	1:22.100 106.1	29.116 101.6	2:39.111	82.82	1.923 17:06:43.800

Weather / Track : Cloudy / Dry

Silverstone GP  
 Circuit Length = 3.6604 miles  
 Start: 16:48 Flag 17:07 End: 17:10

**Silverstone International Trophy**  
**FJHRA/HSCC Historic Formula Junior**  
**RACE 13 - SECTOR ANALYSIS**



SECTOR 1 = FL to I1, SECTOR 2 = I1 to I2, SECTOR 3 = I2 to FL, DIFF = Difference To Personal Best Lap, P = Crossed Finish Line in Pit Lane, D = Time Disallowed  
 8 - 47.858 **119.4** 1:21.586 108.4 29.165 101.8 2:38.609 83.08 1.421 17:09:22.409

<b>P11</b>	<b>14 C2</b>	<b>Crispian BESLEY</b>				Cooper T56			
IDEAL LAP TIME : 2:40.152		BEST LAP TIME : 2:41.141		DIFFERENCE : 0.989					

LAP	SECTOR 1	SECTOR 2	SECTOR 3	LAP TIME	MPH	DIFF	TIME OF DAY			
1 -	118.3	1:24.077	108.4	28.868	101.0	2:45.313	79.71	4.172	16:50:57.034	
2 -	<b>48.570</b>	118.1	<b>1:22.992</b>	107.8	29.579	100.7	<b>2:41.141 (1)</b>	<b>81.77</b>	<b>16:53:38.175</b>	
3 -	49.322	116.5	1:24.574	<b>109.4</b>	<b>28.590</b>	103.0	2:42.486 (2)	81.10	1.345	16:56:20.661
4 -	49.602	117.7	1:25.525	105.6	29.596	100.8	2:44.723	79.99	3.582	16:59:05.384
5 -	49.657	116.7	1:24.160	107.0	29.496	102.4	2:43.313 (3)	80.69	2.172	17:01:48.697
6 -	50.784	<b>118.5</b>	1:25.690	103.8	30.579	101.8	2:47.053	78.88	5.912	17:04:35.750
7 -	49.670	117.1	1:24.846	104.3	29.147	<b>105.0</b>	2:43.663	80.51	2.522	17:07:19.413
8 -	49.335	117.1	1:24.485	108.9	29.569	101.8	2:43.389	80.65	2.248	17:10:02.802

<b>P12</b>	<b>69 E1</b>	<b>Andrew TURVEY</b>				Lola Mk5A			
IDEAL LAP TIME : 2:40.894		BEST LAP TIME : 2:41.300		DIFFERENCE : 0.406					

LAP	SECTOR 1	SECTOR 2	SECTOR 3	LAP TIME	MPH	DIFF	TIME OF DAY			
1 -	116.3	1:24.005	106.8	29.707	102.5	2:47.139	78.84	5.839	16:50:58.860	
2 -	<b>49.178</b>	<b>116.9</b>	1:24.366	106.3	<b>28.999</b>	102.5	2:42.543 (3)	81.07	1.243	16:53:41.403
3 -	49.238	114.9	<b>1:22.717</b>	106.1	29.345	102.1	<b>2:41.300 (1)</b>	<b>81.69</b>		<b>16:56:22.703</b>
4 -	49.724	114.9	1:24.610	106.3	29.508	102.9	2:43.842	80.42	2.542	16:59:06.545
5 -	49.791	115.1	1:23.213	<b>107.3</b>	29.347	<b>103.5</b>	2:42.351 (2)	81.16	1.051	17:01:48.896
6 -	50.468	112.9	1:26.107	104.2	30.367	97.8	2:46.942	78.93	5.642	17:04:35.838
7 -	50.680	112.0	1:23.659	104.8	29.182	99.9	2:43.521	80.58	2.221	17:07:19.359
8 -	50.236	114.7	1:23.701	105.8	29.735	99.6	2:43.672	80.51	2.372	17:10:03.031

<b>P13</b>	<b>42 D2</b>	<b>Martin AUBERT</b>				Lotus 20			
IDEAL LAP TIME : 2:45.392		BEST LAP TIME : 2:45.403		DIFFERENCE : 0.011					

LAP	SECTOR 1	SECTOR 2	SECTOR 3	LAP TIME	MPH	DIFF	TIME OF DAY			
1 -	103.8	1:28.065	92.4	30.925	104.0	2:53.596	75.91	8.193	16:51:05.317	
2 -	51.517	110.9	1:28.324	93.7	31.243	103.7	2:51.084	77.02	5.681	16:53:56.401
3 -	51.326	113.1	1:28.884	102.2	30.760	101.4	2:50.970	77.07	5.567	16:56:47.371
4 -	52.904	112.7	1:27.478	98.9	30.838	104.5	2:51.220	76.96	5.817	16:59:38.591
5 -	51.389	108.5	1:27.909	98.9	<b>30.107</b>	<b>105.5</b>	2:49.405 (3)	77.78	4.002	17:02:27.996
6 -	50.496	112.9	1:25.783	105.0	30.571	104.7	2:46.850 (2)	78.97	1.447	17:05:14.846
7 -	<b>50.047</b>	<b>118.1</b>	<b>1:25.238</b>	<b>106.1</b>	30.118	104.3	<b>2:45.403 (1)</b>	<b>79.67</b>		<b>17:08:00.249</b>

<b>P14</b>	<b>72 E2</b>	<b>Tom DE GRES</b>				Cooper T59			
IDEAL LAP TIME : 2:45.657		BEST LAP TIME : 2:46.151		DIFFERENCE : 0.494					

LAP	SECTOR 1	SECTOR 2	SECTOR 3	LAP TIME	MPH	DIFF	TIME OF DAY			
1 -	106.8	1:28.308	103.4	30.866	104.2	2:54.064	75.70	7.913	16:51:05.785	
2 -	51.825	114.7	1:28.475	105.5	30.604	102.1	2:50.904	77.10	4.753	16:53:56.689
3 -	51.551	116.3	1:29.315	106.5	30.157	102.2	2:51.023	77.05	4.872	16:56:47.712
4 -	52.202	115.9	1:27.564	97.9	30.737	100.1	2:50.503	77.28	4.352	16:59:38.215
5 -	51.397	116.1	1:27.583	106.1	29.976	102.5	2:48.956 (3)	77.99	2.805	17:02:27.171
6 -	51.587	113.3	1:26.592	<b>107.8</b>	<b>29.789</b>	<b>104.3</b>	2:47.968 (2)	78.45	1.817	17:05:15.139
7 -	<b>51.185</b>	<b>116.9</b>	<b>1:24.683</b>	107.5	30.283	103.2	<b>2:46.151 (1)</b>	<b>79.31</b>		<b>17:08:01.290</b>

<b>P15</b>	<b>41 C2</b>	<b>Peter FENICHEL</b>				Cooper T56			
IDEAL LAP TIME : 2:47.030		BEST LAP TIME : 2:47.030		DIFFERENCE : 0.000					

LAP	SECTOR 1	SECTOR 2	SECTOR 3	LAP TIME	MPH	DIFF	TIME OF DAY			
1 -	111.1	1:28.664	97.5	30.581	98.0	2:55.105	75.25	8.075	16:51:06.826	
2 -	51.779	108.7	1:29.175	100.6	30.274	96.4	2:51.228	76.96	4.198	16:53:58.054
3 -	51.555	109.8	1:29.057	97.1	30.146	96.7	2:50.758	77.17	3.728	16:56:48.812
4 -	52.389	<b>113.1</b>	1:27.850	98.9	30.365	<b>98.1</b>	2:50.604	77.24	3.574	16:59:39.416
5 -	51.368	112.4	1:28.729	100.7	30.203	95.1	2:50.300 (3)	77.37	3.270	17:02:29.716
6 -	<b>50.925</b>	111.8	<b>1:26.082</b>	99.7	<b>30.023</b>	93.4	<b>2:47.030 (1)</b>	<b>78.89</b>		<b>17:05:16.746</b>
7 -	51.172	112.2	1:26.248	<b>101.3</b>	30.108	95.8	2:47.528 (2)	78.66	0.498	17:08:04.274

Weather / Track : Cloudy / Dry

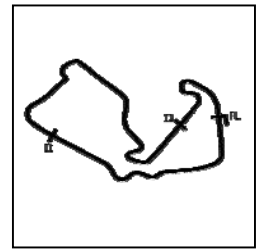
Silverstone GP  
 Circuit Length = 3.6604 miles  
 Start: 16:48 Flag 17:07 End: 17:10



# Silverstone International Trophy

## FJHRA/HSCC Historic Formula Junior

### RACE 13 - SECTOR ANALYSIS



SECTOR 1 = FL to I1, SECTOR 2 = I1 to I2, SECTOR 3 = I2 to FL, DIFF = Difference To Personal Best Lap, P = Crossed Finish Line in Pit Lane, D = Time Disallowed

P16 97 D2		Hans CIERS				Lotus 20				
IDEAL LAP TIME : 2:56.058		BEST LAP TIME : 2:56.368				DIFFERENCE : 0.310				
LAP	SECTOR 1	SECTOR 2		SECTOR 3		LAP TIME	MPH	DIFF	TIME OF DAY	
1 -		101.2	1:31.024	102.1	<b>32.188</b>	94.3	3:00.402	73.04	4.034	16:51:12.123
2 -	54.721	112.9	1:31.820	<b>106.1</b>	32.495	<b>95.8</b>	2:59.036	73.60	2.668	16:54:11.159
3 -	54.301	110.1	1:31.924	102.1	32.642	91.8	2:58.867 (3)	73.67	2.499	16:57:10.026
4 -	53.512	113.1	1:31.121	103.7	32.760	90.7	2:57.393 (2)	74.28	1.025	17:00:07.419
5 -	54.113	113.9	1:32.625	100.4	33.111	88.5	2:59.849	73.27	3.481	17:03:07.268
6 -	54.101	112.2	1:31.750	92.8	33.619	91.2	2:59.470	73.42	3.102	17:06:06.738
7 -	<b>53.219</b>	<b>114.7</b>	<b>1:30.651</b>	94.2	32.498	93.5	<b>2:56.368 (1)</b>	<b>74.71</b>		<b>17:09:03.106</b>

P17 57 D2		George CHRISTODOULOU				BMC Mk2				
IDEAL LAP TIME : 2:55.886		BEST LAP TIME : 2:56.731				DIFFERENCE : 0.845				
LAP	SECTOR 1	SECTOR 2		SECTOR 3		LAP TIME	MPH	DIFF	TIME OF DAY	
1 -		95.1	1:34.209	86.8	31.776	94.7	3:05.707	70.95	8.976	16:51:17.428
2 -	56.960	97.2	1:34.192	81.8	32.549	93.5	3:03.701	71.73	6.970	16:54:21.129
3 -	57.753	92.9	1:36.304	77.4	32.839	92.1	3:06.896	70.50	10.165	16:57:28.025
4 -	58.221	95.1	1:35.513	87.9	31.585	95.4	3:05.319	71.10	8.588	17:00:33.344
5 -	55.937	100.4	1:33.016	<b>90.3</b>	<b>31.120</b>	95.1	3:00.073 (3)	73.18	3.342	17:03:33.417
6 -	54.105	97.1	<b>1:30.867</b>	84.3	32.122	94.9	2:57.094 (2)	74.41	0.363	17:06:30.511
7 -	<b>53.899</b>	<b>101.5</b>	1:31.331	89.3	31.501	<b>96.1</b>	<b>2:56.731 (1)</b>	<b>74.56</b>		<b>17:09:27.242</b>

P18 26 B2		Roger DEXTER				Elva 100 DKW				
IDEAL LAP TIME : 2:56.115		BEST LAP TIME : 2:56.115				DIFFERENCE : 0.000				
LAP	SECTOR 1	SECTOR 2		SECTOR 3		LAP TIME	MPH	DIFF	TIME OF DAY	
1 -		96.6	1:36.914	87.7	33.155	89.2	3:11.363	68.86	15.248	16:51:23.084
2 -	55.144	96.8	1:37.475	72.4	33.328	88.8	3:05.947	70.86	9.832	16:54:29.031
3 -	55.452	99.1	1:33.013	89.0	32.918	89.3	3:01.383	72.65	5.268	16:57:30.414
4 -	57.084	98.8	1:35.614	90.6	32.470	89.2	3:05.168	71.16	9.053	17:00:35.582
5 -	55.301	99.2	1:32.689	91.4	32.531	<b>89.9</b>	3:00.521 (3)	72.99	4.406	17:03:36.103
6 -	54.494	100.1	1:32.365	92.8	31.901	89.4	2:58.760 (2)	73.71	2.645	17:06:34.863
7 -	<b>53.558</b>	<b>100.7</b>	<b>1:30.819</b>	<b>94.2</b>	<b>31.738</b>	88.0	<b>2:56.115 (1)</b>	<b>74.82</b>		<b>17:09:30.978</b>

P19 23 B1		Craig MCWILLIAM				Elva 100				
IDEAL LAP TIME : 2:59.334		BEST LAP TIME : 3:00.202				DIFFERENCE : 0.868				
LAP	SECTOR 1	SECTOR 2		SECTOR 3		LAP TIME	MPH	DIFF	TIME OF DAY	
1 -		100.7	1:34.887	84.5	32.898	93.1	3:06.832	70.53	6.630	16:51:18.553
2 -	56.836	101.8	1:36.649	86.4	33.487	93.8	3:06.972	70.48	6.770	16:54:25.525
3 -	56.240	98.8	1:34.464	78.5	33.216	<b>94.0</b>	3:03.920	71.64	3.718	16:57:29.445
4 -	57.065	98.2	1:34.674	<b>93.7</b>	<b>31.927</b>	92.8	3:03.666	71.74	3.464	17:00:33.111
5 -	55.772	<b>106.5</b>	1:34.112	86.7	32.117	93.5	3:02.001 (3)	72.40	1.799	17:03:35.112
6 -	54.311	<b>106.5</b>	<b>1:33.206</b>	79.0	32.685	93.5	<b>3:00.202 (1)</b>	<b>73.12</b>		<b>17:06:35.314</b>
7 -	<b>54.201</b>	105.5	1:34.609	91.1	32.297	92.6	3:01.107 (2)	72.76	0.905	17:09:36.421

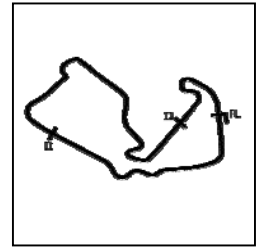
P20 140 C2		Keith PICKERING				Britannia FJ				
IDEAL LAP TIME : 2:40.284		BEST LAP TIME : 2:40.835				DIFFERENCE : 0.551				
LAP	SECTOR 1	SECTOR 2		SECTOR 3		LAP TIME	MPH	DIFF	TIME OF DAY	
1 -		92.8	1:24.252	<b>112.0</b>	28.826	<b>103.4</b>	2:46.502	79.14	5.667	16:50:58.223
2 -	49.024	120.2	<b>1:22.836</b>	111.1	28.975	103.2	<b>2:40.835 (1)</b>	<b>81.93</b>		<b>16:53:39.058</b>
3 -	<b>48.816</b>	<b>120.9</b>	1:23.848	110.3	28.650	103.2	2:41.314 (2)	81.69	0.479	16:56:20.372
4 -	49.990	108.0	1:26.025	109.6	29.466	103.0	2:45.481	79.63	4.646	16:59:05.853
5 -	49.693	119.1	1:25.026	111.4	<b>28.632</b>	103.0	2:43.351 (3)	80.67	2.516	17:01:49.204

P21 93 E1		Rudolf ERNST				Lotus 22				
IDEAL LAP TIME : 2:32.940		BEST LAP TIME : 2:33.488				DIFFERENCE : 0.548				
LAP	SECTOR 1	SECTOR 2		SECTOR 3		LAP TIME	MPH	DIFF	TIME OF DAY	
1 -		124.7	1:20.949	116.5	28.104	109.6	2:38.942 (3)	82.90	5.454	16:50:50.663
2 -	47.348	125.6	1:19.792	115.7	<b>27.854</b>	<b>111.4</b>	2:34.994 (2)	85.02	1.506	16:53:25.657

Weather / Track : Cloudy / Dry

Silverstone GP  
Circuit Length = 3.6604 miles  
Start: 16:48 Flag 17:07 End: 17:10

**Silverstone International Trophy**  
**FJHRA/HSCC Historic Formula Junior**  
**RACE 13 - SECTOR ANALYSIS**



SECTOR 1 = FL to I1, SECTOR 2 = I1 to I2, SECTOR 3 = I2 to FL, DIFF = Difference To Personal Best Lap, P = Crossed Finish Line in Pit Lane, D = Time Disallowed

3 -	<b>46.575</b>	<b>126.8</b>	<b>1:18.511</b>	<b>117.7</b>	28.402	96.4	<b>2:33.488 (1)</b>	<b>85.85</b>		<b>16:55:59.145</b>
4 -	52.358	90.1	2:01.783	56.9	IN PIT		3:39.090	<b>P</b>	60.14	1:05.602 16:59:38.235

# Silverstone International Trophy

## FJHRA/HSCC Historic Formula Junior

### RACE 13 - BEST SECTORS

SECTOR 1			SECTOR 2			SECTOR 3			IDEAL / BEST COMPARISON						
POS	NO	NAME	TIME	NO	NAME	TIME	NO	NAME	TIME	POS	NO	NAME	IDEAL	BEST	DIFF
													<b>PERFECT LAP</b>	<b>2:25.075</b>	
1	53	WILSON	44.139	53	WILSON	1:14.391	66	JACKSON	26.545	1	66	JACKSON	2:25.135	2:25.502	0.367
2	66	JACKSON	44.185	66	JACKSON	1:14.405	53	WILSON	26.635	2	53	WILSON	2:25.165	2:25.454	0.289
3	80	FENNELL	44.546	80	FENNELL	1:15.490	80	FENNELL	26.803	3	80	FENNELL	2:26.839	2:27.144	0.305
4	122	RUSSELL	45.533	122	RUSSELL	1:16.026	122	RUSSELL	27.266	4	122	RUSSELL	2:28.825	2:29.117	0.292
5	89	PANGBORN	45.784	89	PANGBORN	1:17.125	89	PANGBORN	27.584	5	89	PANGBORN	2:30.493	2:30.861	0.368
6	32	MALLOCK	46.416	32	MALLOCK	1:17.711	93	ERNST	27.854	6	32	MALLOCK	2:32.124	2:32.582	0.458
7	93	ERNST	46.575	93	ERNST	1:18.511	67	BINNINGTON	27.902	7	93	ERNST	2:32.940	2:33.488	0.548
8	87	GUICHARD	46.804	67	BINNINGTON	1:18.694	32	MALLOCK	27.997	8	67	BINNINGTON	2:33.865	2:33.868	0.003
9	67	BINNINGTON	47.269	121	MURRAY	1:19.908	87	GUICHARD	28.031	9	87	GUICHARD	2:34.795	2:35.503	0.708
10	121	MURRAY	47.293	87	GUICHARD	1:19.960	121	MURRAY	28.370	10	121	MURRAY	2:35.571	2:35.624	0.053
11	37	TAYLOR	47.684	37	TAYLOR	1:20.640	14	BESLEY	28.590	11	37	TAYLOR	2:36.960	2:37.188	0.228
12	14	BESLEY	48.570	69	TURVEY	1:22.717	140	PICKERING	28.632	12	14	BESLEY	2:40.152	2:41.141	0.989
13	140	PICKERING	48.816	140	PICKERING	1:22.836	37	TAYLOR	28.636	13	140	PICKERING	2:40.284	2:40.835	0.551
14	69	TURVEY	49.178	14	BESLEY	1:22.992	69	TURVEY	28.999	14	69	TURVEY	2:40.894	2:41.300	0.406
15	42	AUBERT	50.047	72	DE GRES	1:24.683	72	DE GRES	29.789	15	42	AUBERT	2:45.392	2:45.403	0.011
16	41	FENICHEL	50.925	42	AUBERT	1:25.238	41	FENICHEL	30.023	16	72	DE GRES	2:45.657	2:46.151	0.494
17	72	DE GRES	51.185	41	FENICHEL	1:26.082	42	AUBERT	30.107	17	41	FENICHEL	2:47.030	2:47.030	0.000
18	97	CIERS	53.219	97	CIERS	1:30.651	57	CHRISTODOULOU	31.120	18	57	CHRISTODOULOU	2:55.886	2:56.731	0.845
19	26	DEXTER	53.558	26	DEXTER	1:30.819	26	DEXTER	31.738	19	97	CIERS	2:56.058	2:56.368	0.310
20	57	CHRISTODOULOU	53.899	57	CHRISTODOULOU	1:30.867	23	MCWILLIAM	31.927	20	26	DEXTER	2:56.115	2:56.115	0.000
21	23	MCWILLIAM	54.201	23	MCWILLIAM	1:33.206	97	CIERS	32.188	21	23	MCWILLIAM	2:59.334	3:00.202	0.868

Weather / Track : Cloudy / Dry

Results can be found at [www.tsl-timing.com](http://www.tsl-timing.com)

Silverstone GP

Circuit Length = 3.6604 miles

Start: 16:48 Flag 17:07 End: 17:10

Printed - 17:12 Sunday, 19 May 2019

# Silverstone International Trophy

## FJHRA/HSCC Historic Formula Junior

### RACE 13 - BEST SPEEDS

POS	INTERMEDIATE 1			INTERMEDIATE 2			FINISH LINE		
	NO	NAME	MPH	NO	NAME	MPH	NO	NAME	MPH
1	53	WILSON	132.8	53	WILSON	125.4	53	WILSON	116.1
2	66	JACKSON	132.6	66	JACKSON	125.4	66	JACKSON	115.5
3	80	FENNELL	129.5	89	PANGBORN	121.7	80	FENNELL	112.9
4	122	RUSSELL	128.5	80	FENNELL	120.6	122	RUSSELL	112.8
5	89	PANGBORN	128.3	122	RUSSELL	118.5	89	PANGBORN	111.4
6	93	ERNST	126.8	93	ERNST	117.7	87	GUICHARD	111.4
7	32	MALLOCK	125.9	32	MALLOCK	115.9	93	ERNST	111.4
8	87	GUICHARD	124.5	87	GUICHARD	114.3	32	MALLOCK	108.8
9	67	BINNINGTON	121.1	67	BINNINGTON	113.1	67	BINNINGTON	107.4
10	140	PICKERING	120.9	140	PICKERING	112.0	42	AUBERT	105.5
11	37	TAYLOR	119.4	14	BESLEY	109.4	14	BESLEY	105.0
12	14	BESLEY	118.5	37	TAYLOR	109.2	72	DE GRES	104.3
13	42	AUBERT	118.1	72	DE GRES	107.8	69	TURVEY	103.5
14	69	TURVEY	116.9	69	TURVEY	107.3	140	PICKERING	103.4
15	72	DE GRES	116.9	42	AUBERT	106.1	37	TAYLOR	102.9
16	97	CIERS	114.7	97	CIERS	106.1	41	FENICHEL	98.1
17	121	MURRAY	114.3	121	MURRAY	104.5	121	MURRAY	97.8
18	41	FENICHEL	113.1	41	FENICHEL	101.3	57	CHRISTODOULOU	96.1
19	23	MCWILLIAM	106.5	26	DEXTER	94.2	97	CIERS	95.8
20	57	CHRISTODOULOU	101.5	23	MCWILLIAM	93.7	23	MCWILLIAM	94.0
21	26	DEXTER	100.7	57	CHRISTODOULOU	90.3	26	DEXTER	89.9

Weather / Track : Cloudy / Dry

Results can be found at [www.tsl-timing.com](http://www.tsl-timing.com)

Silverstone GP  
Circuit Length = 3.6604 miles  
Start: 16:48 Flag 17:07 End: 17:10

Printed - 17:12 Sunday, 19 May 2019

# Silverstone International Trophy

## FJHRA/HSCC Historic Formula Junior

### RACE 13 - STATISTICS

**Competitors Started** 21  
**Planned Start** 2019-05-19 @ 16:45:00.000  
**Actual Start** 2019-05-19 @ 16:48:11.720  
**Finish Time** 2019-05-19 @ 17:07:41.097  
**Track Length** 3.6604mi.  
**Total Laps** 154  
**Total Distance Covered** 563.7166mi.

#### Session Fastest Lap History

NO	CL	NAME	LAP TIME	TIME OF DAY	LAP	VEHICLE
53	E1	Sam WILSON	<b>2:27.912</b>	16:50:39.643	1	Lotus 20/22
66	E1	Cameron JACKSON	<b>2:26.619</b>	16:53:06.667	2	Brabham BT2
66	E1	Cameron JACKSON	<b>2:25.502</b>	16:55:32.169	3	Brabham BT2
53	E1	Sam WILSON	<b>2:25.483</b>	16:57:58.173	4	Lotus 20/22
53	E1	Sam WILSON	<b>2:25.454</b>	17:07:42.026	8	Lotus 20/22

#### Session Leader History

NO	CL	NAME	FROM LAP	LAPS LED	DISTANCE	VEHICLE
53	E1	Sam WILSON	1	1	miles	Lotus 20/22
66	E1	Cameron JACKSON	2	6	21.96 miles	Brabham BT2
53	E1	Sam WILSON	8	1	3.66 miles	Lotus 20/22

#### Flag History

TYPE	TIME OF DAY
GREEN	16:48:11.720
FINISH	17:07:41.097

#### Flag Statistics

TYPE	COUNT	TOTAL LAPS	TOTAL TIME
Green	1	8	22:04.451
Red	0	0	0.000
Safety Car	0	0	0.000
FCY	0	0	0.000

Weather / Track : Cloudy / Dry

**Silverstone International Trophy**  
**FJHRA/HSCC Historic Formula Junior**  
**RACE 13 - STATISTICS**

**CLASS : B1**

**1 Starters**

**Fastest Lap History**

NO	NAME	LAP TIME	TIME OF DAY	LAP	VEHICLE
23	Craig MCWILLIAM	<b>3:06.832</b>	16:51:18.547	1	Elva 100
23	Craig MCWILLIAM	<b>3:03.920</b>	16:57:29.438	3	Elva 100
23	Craig MCWILLIAM	<b>3:03.666</b>	17:00:33.105	4	Elva 100
23	Craig MCWILLIAM	<b>3:02.001</b>	17:03:35.105	5	Elva 100
23	Craig MCWILLIAM	<b>3:00.202</b>	17:06:35.307	6	Elva 100

**Leader History**

NO	NAME	FROM LAP	LAPS LED	DISTANCE	VEHICLE
23	Craig MCWILLIAM	1	7	21.96 miles	Elva 100

**Silverstone International Trophy**  
**FJHRA/HSCC Historic Formula Junior**  
**RACE 13 - STATISTICS**

**CLASS : B2**

**3 Starters**

**Fastest Lap History**

NO	NAME	LAP TIME	TIME OF DAY	LAP	VEHICLE
32	Ray MALLOCK	<b>2:34.983</b>	16:50:46.702	1	U2 Mk2
32	Ray MALLOCK	<b>2:33.223</b>	16:53:19.926	2	U2 Mk2
32	Ray MALLOCK	<b>2:32.582</b>	16:58:25.967	4	U2 Mk2

**Leader History**

NO	NAME	FROM LAP	LAPS LED	DISTANCE	VEHICLE
32	Ray MALLOCK	1	8	25.62 miles	U2 Mk2

**Silverstone International Trophy**  
**FJHRA/HSCC Historic Formula Junior**  
**RACE 13 - STATISTICS**

**CLASS : C2**

**4 Starters**

**Fastest Lap History**

NO	NAME	LAP TIME	TIME OF DAY	LAP	VEHICLE
37	Andrew TAYLOR	<b>2:42.367</b>	16:50:54.072	1	Cooper T56
37	Andrew TAYLOR	<b>2:38.835</b>	16:53:32.908	2	Cooper T56
37	Andrew TAYLOR	<b>2:38.530</b>	16:56:11.438	3	Cooper T56
37	Andrew TAYLOR	<b>2:38.389</b>	16:58:49.827	4	Cooper T56
37	Andrew TAYLOR	<b>2:37.659</b>	17:01:27.486	5	Cooper T56
37	Andrew TAYLOR	<b>2:37.188</b>	17:04:04.674	6	Cooper T56

**Leader History**

NO	NAME	FROM LAP	LAPS LED	DISTANCE	VEHICLE
37	Andrew TAYLOR	1	8	25.62 miles	Cooper T56

**Weather / Track : Cloudy / Dry**

**Results can be found at [www.tsl-timing.com](http://www.tsl-timing.com)**

**Page 4 of 7**

Silverstone GP  
Circuit Length = 3.6604 miles  
Start: 16:48 Flag 17:07 End: 17:10

*Printed - 17:14 Sunday, 19 May 2019*



**Silverstone International Trophy**  
**FJHRA/HSCC Historic Formula Junior**  
**RACE 13 - STATISTICS**

**CLASS : D2**

**4 Starters**

**Fastest Lap History**

NO	NAME	LAP TIME	TIME OF DAY	LAP	VEHICLE
87	Pierre GUICHARD	<b>2:41.508</b>	16:50:53.209	1	Lynx T3
87	Pierre GUICHARD	<b>2:35.871</b>	16:53:29.079	2	Lynx T3
87	Pierre GUICHARD	<b>2:35.530</b>	16:58:40.868	4	Lynx T3
87	Pierre GUICHARD	<b>2:35.503</b>	17:01:16.370	5	Lynx T3

**Leader History**

NO	NAME	FROM LAP	LAPS LED	DISTANCE	VEHICLE
87	Pierre GUICHARD	1	8	25.62 miles	Lynx T3

**Silverstone International Trophy**  
**FJHRA/HSCC Historic Formula Junior**  
**RACE 13 - STATISTICS**

**CLASS : E1**

**8 Starters**

**Fastest Lap History**

NO	NAME	LAP TIME	TIME OF DAY	LAP	VEHICLE
53	Sam WILSON	2:27.912	16:50:39.643	1	Lotus 20/22
66	Cameron JACKSON	2:26.619	16:53:06.667	2	Brabham BT2
66	Cameron JACKSON	2:25.502	16:55:32.169	3	Brabham BT2
53	Sam WILSON	2:25.483	16:57:58.173	4	Lotus 20/22
53	Sam WILSON	2:25.454	17:07:42.026	8	Lotus 20/22

**Leader History**

NO	NAME	FROM LAP	LAPS LED	DISTANCE	VEHICLE
53	Sam WILSON	1	1	miles	Lotus 20/22
66	Cameron JACKSON	2	6	21.96 miles	Brabham BT2
53	Sam WILSON	8	1	3.66 miles	Lotus 20/22

**Silverstone International Trophy**  
**FJHRA/HSCC Historic Formula Junior**  
**RACE 13 - STATISTICS**

**CLASS : E2**

1 Starters

**Fastest Lap History**

NO	NAME	LAP TIME	TIME OF DAY	LAP	VEHICLE
72	Tom DE GRES	<b>2:54.064</b>	16:51:05.768	1	Cooper T59
72	Tom DE GRES	<b>2:50.904</b>	16:53:56.672	2	Cooper T59
72	Tom DE GRES	<b>2:50.503</b>	16:59:38.198	4	Cooper T59
72	Tom DE GRES	<b>2:48.956</b>	17:02:27.154	5	Cooper T59
72	Tom DE GRES	<b>2:47.968</b>	17:05:15.122	6	Cooper T59
72	Tom DE GRES	<b>2:46.151</b>	17:08:01.273	7	Cooper T59

**Leader History**

NO	NAME	FROM LAP	LAPS LED	DISTANCE	VEHICLE
72	Tom DE GRES	1	7	21.96 miles	Cooper T59