



FJHRA SILVERLINE HISTORIC FORMULA JUNIOR

Group 1

CMMC Classic and Modern Festival
Mallory Park
23rd / 24th May 2026



SPORTS TIMING

TIMING SOLUTIONS LTD

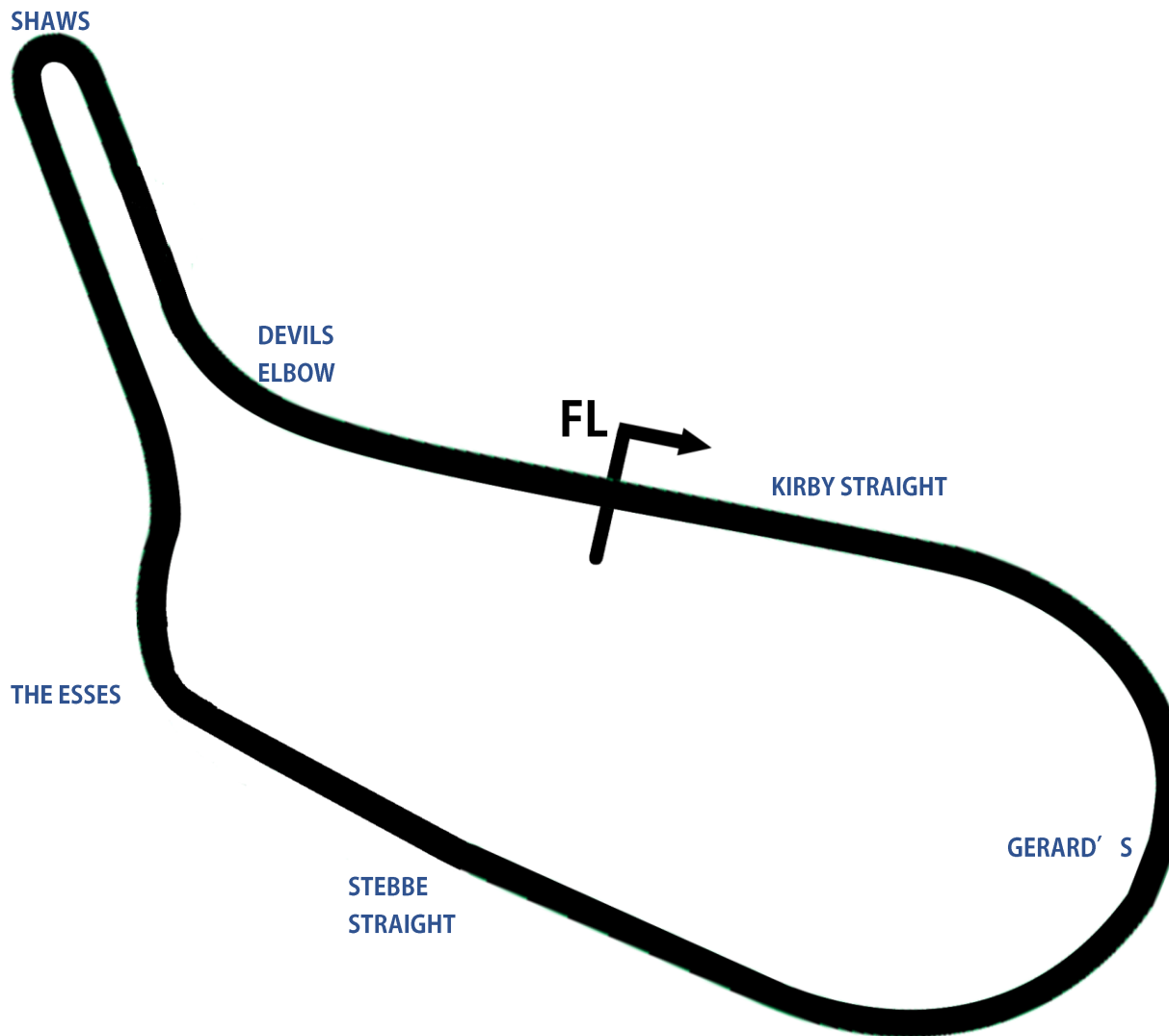
Timing & Results Provided by Timing Solutions Ltd

www.tsl-timing.com



Mallory Park Circuit

Kirby Mallory, Leicestershire, UK



Length	1.3900 miles 2.237 km 2237.0m
FL	52.59867 N 1.33695 W

Classic and Modern Motorsport Festival - Mallory Park - 23/24 May 2026

FJHRA Historic Formula Junior Championship - Group 1

QUALIFYING - RACE 3 - CLASSIFICATION

POS	NO	CL	PIC	NAME	ENTRY	TIME	ON	LAPS	GAP	DIFF	MPH
1	23	B2	1	Adrian RUSSELL	Condor S II	54.835	8	9			88.62
2	5	B2	2	Robin LONGDON	Lola Mk2	54.940	6	11	0.105	0.105	88.46
3	140	C2	1	Keith PICKERING	Britannia FJ	55.160	17	20	0.325	0.220	88.10
4	8	B2	3	Alex MORTON	Condor S II	55.472	18	20	0.637	0.312	87.61
5	38	C2	2	Gary THOMAS	Kieft FJ	55.914	11	14	1.079	0.442	86.91
6	11	B2	4	Nick TAYLOR	Elva 100	55.933	20	20	1.098	0.019	86.88
7	45	C2	3	Duncan ROSS	Lotus 18	56.012	8	9	1.177	0.079	86.76
8	123	B2	5	Andrea GUARINO	Elva	57.573	12	19	2.738	1.561	84.41
9	30	C2	4	Trevor GRIFFITHS	Emeryson FJ	58.301	9	19	3.466	0.728	83.36
10	3	B2	6	Justin FLEMING	Lola Mk 2	58.927	14	18	4.092	0.626	82.47
11	99	B2	7	Simon JONES	Elva 100	59.417	15	18	4.582	0.490	81.79
12	6	B1	1	Mark RUSSELL	Gemini Mk II	59.931	13	15	5.096	0.514	81.09
13	138	B2	8	Neil HODGES	Gemini Mk II	1:00.163	10	13	5.328	0.232	80.78
14	33	C2	5	Giuseppe FELET	Elva 200	1:02.956	3	15	8.121	2.793	77.19
15	7	B2	9	Duncan RABAGLIATI	Alexis HF1	1:03.876	3	9	9.041	0.920	76.08
16	25	B1	2	Bernard BROCK	Elva 100 CG	1:05.300	16	16	10.465	1.424	74.42
17	103	B2	10	Bob THOMAS	Lola Mk 2	1:05.846	12	16	11.011	0.546	73.80
18	24	A	1	Adrian STEVENS	Hillwood FJ	1:06.170	15	16	11.335	0.324	73.44
19	132	B1	3	Taff SMITH	BMC Mk1	1:06.320	7	15	11.485	0.150	73.28

Weather / Track : Bright / Dry

These results are provisional until the conclusion of any judicial and technical matters.

Date: 23/05/2026 Start: 14:28 Finish: 14:48

Mallory Park: 1.3500 miles

Clerk Of Course: Mike Heath

Timekeeper: Peter Knight



Classic and Modern Motorsport Festival - Mallory Park - 23/24 May 2026

FJHRA Historic Formula Junior Championship - Group 1

QUALIFYING - RACE 3 - CLASSIFICATION

POS	NO	CL	PIC	NAME	ENTRY	TIME	ON	LAPS	GAP	DIFF	MPH
1	123		0	Competitor UNKNOWN		1:15.306	1	2			64.53
2	38	C2	1	Gary THOMAS	Kieft FJ	1:15.355	1	2	0.049	0.049	64.49
3	11	B2	1	Nick TAYLOR	Elva 100	1:15.475	1	2	0.169	0.120	64.39
4	8	B2	2	Alex MORTON	Condor S II	1:16.234	1	2	0.928	0.759	63.75
5	25	B1	1	Bernard BROCK	Elva 100 CG	1:16.950	1	1	1.644	0.716	63.15
6	6	B1	2	Mark RUSSELL	Gemini Mk II	1:17.321	1	2	2.015	0.371	62.85
7	30	C2	2	Trevor GRIFFITHS	Emeryson FJ	1:17.793	1	1	2.487	0.472	62.47
8	24	A	1	Adrian STEVENS	Hillwood FJ	1:18.722	1	2	3.416	0.929	61.73
9	3	B2	3	Justin FLEMING	Lola Mk 2	1:19.162	1	1	3.856	0.440	61.39
10	103	B2	4	Bob THOMAS	Lola Mk 2	1:23.287	1	2	7.981	4.125	58.35
11	132	B1	3	Taff SMITH	BMC Mk1	1:23.939	1	2	8.633	0.652	57.89
12	45	C2	3	Duncan ROSS	Lotus 18	1:24.094	1	2	8.788	0.155	57.79
13	33	C2	4	Giuseppe FELET	Elva 200	1:24.189	2	2	8.883	0.095	57.72
14	140	C2	5	Keith PICKERING	Britannia FJ	1:24.982	1	2	9.676	0.793	57.18
15	7	B2	5	Duncan RABAGLIATI	Alexis HF1	1:25.500	1	2	10.194	0.518	56.84
16	5	B2	6	Robin LONGDON	Lola Mk2	1:25.764	1	2	10.458	0.264	56.66
17	23	B2	7	Adrian RUSSELL	Condor S II	1:26.728	2	2	11.422	0.964	56.03
18	138	B2	8	Neil HODGES	Gemini Mk II	1:26.868	1	2	11.562	0.140	55.94
19	99	B2	9	Simon JONES	Elva 100			0			

Weather / Track : Bright / Dry

These results are provisional until the conclusion of any judicial and technical matters.

Date: 23/05/2026 Start: 10:29 Finish: 10:35

Mallory Park: 1.3500 miles

Clerk Of Course: Mike Heath

Timekeeper: Peter Knight



Classic and Modern Motorsport Festival - Mallory Park - 23/24 May 2026

FJHRA Historic Formula Junior Championship - Group 1

QUALIFYING - RACE 3 - LAP ANALYSIS

DIFF = Difference To Personal Best Lap, P = In Pit Lane, D = Time Disallowed

P1 123 Competitor UNKNOWN				
LAP	LAP TIME	MPH	DIFF	TIME OF DAY

1 -	1:15.306 (1)	64.53		10:33:06.367
2 -	1:29.252 (2)	54.45	13.946	10:34:35.619

P2 38 Gary THOMAS				
LAP	LAP TIME	MPH	DIFF	TIME OF DAY

1 -	1:15.355 (1)	64.49		10:33:05.659
2 -	1:29.369 (2)	54.38	14.014	10:34:35.028

P3 11 Nick TAYLOR				
LAP	LAP TIME	MPH	DIFF	TIME OF DAY

1 -	1:15.475 (1)	64.39		10:33:05.190
2 -	1:29.323 (2)	54.40	13.848	10:34:34.513

P4 8 Alex MORTON				
LAP	LAP TIME	MPH	DIFF	TIME OF DAY

1 -	1:16.234 (1)	63.75		10:33:04.512
2 -	1:28.380 (2)	54.98	12.146	10:34:32.892

P5 25 Bernard BROCK				
LAP	LAP TIME	MPH	DIFF	TIME OF DAY

1 -	1:16.950 (1)	63.15		10:34:58.739
-----	---------------------	--------------	--	---------------------

P6 6 Mark RUSSELL				
LAP	LAP TIME	MPH	DIFF	TIME OF DAY

1 -	1:17.321 (1)	62.85		10:33:11.436
2 -	1:27.056 (2)	55.82	9.735	10:34:38.492

P7 30 Trevor GRIFFITHS				
LAP	LAP TIME	MPH	DIFF	TIME OF DAY

1 -	1:17.793 (1)	62.47		10:34:44.814
-----	---------------------	--------------	--	---------------------

P8 24 Adrian STEVENS				
LAP	LAP TIME	MPH	DIFF	TIME OF DAY

1 -	1:18.722 (1)	61.73		10:33:10.805
2 -	1:26.976 (2)	55.87	8.254	10:34:37.781

P9 3 Justin FLEMING				
LAP	LAP TIME	MPH	DIFF	TIME OF DAY

1 -	1:19.162 (1)	61.39		10:34:57.969
-----	---------------------	--------------	--	---------------------

P10 103 Bob THOMAS				
LAP	LAP TIME	MPH	DIFF	TIME OF DAY

1 -	1:23.287 (1)	58.35		10:33:02.112
2 -	1:27.167 (2)	55.75	3.880	10:34:29.279

P11 132 Taff SMITH				
LAP	LAP TIME	MPH	DIFF	TIME OF DAY

1 -	1:23.939 (1)	57.89		10:33:03.728
2 -	1:28.278 (2)	55.05	4.339	10:34:32.006

Classic and Modern Motorsport Festival - Mallory Park - 23/24 May 2026

FJHRA Historic Formula Junior Championship - Group 1

QUALIFYING - RACE 3 - LAP ANALYSIS

DIFF = Difference To Personal Best Lap, P = In Pit Lane, D = Time Disallowed

P12 45 Duncan ROSS				
LAP	LAP TIME	MPH	DIFF	TIME OF DAY
1 -	1:24.094 (1)	57.79		10:33:00.006
2 -	1:26.909 (2)	55.92	2.815	10:34:26.915

P13 33 Giuseppe FELET				
LAP	LAP TIME	MPH	DIFF	TIME OF DAY
1 -	1:31.278 (2)	53.24	7.089	10:33:18.752
2 -	1:24.189 (1)	57.72		10:34:42.941

P14 140 Keith PICKERING				
LAP	LAP TIME	MPH	DIFF	TIME OF DAY
1 -	1:24.982 (1)	57.18		10:32:59.269
2 -	1:26.741 (2)	56.02	1.759	10:34:26.010

P15 7 Duncan RABAGLIATI				
LAP	LAP TIME	MPH	DIFF	TIME OF DAY
1 -	1:25.500 (1)	56.84		10:32:58.200
2 -	1:26.947 (2)	55.89	1.447	10:34:25.147

P16 5 Robin LONGDON				
LAP	LAP TIME	MPH	DIFF	TIME OF DAY
1 -	1:25.764 (1)	56.66		10:32:57.237
2 -	1:26.657 (2)	56.08	0.893	10:34:23.894

P17 23 Adrian RUSSELL				
LAP	LAP TIME	MPH	DIFF	TIME OF DAY
1 -	1:27.342 (2)	55.64	0.614	10:32:55.231
2 -	1:26.728 (1)	56.03		10:34:21.959

P18 138 Neil HODGES				
LAP	LAP TIME	MPH	DIFF	TIME OF DAY
1 -	1:26.868 (1)	55.94		10:32:53.921
2 -	1:27.057 (2)	55.82	0.189	10:34:20.978

Classic and Modern Motorsport Festival - Mallory Park - 23/24 May 2026

FJHRA Historic Formula Junior Championship - Group 1

QUALIFYING - RACE 3 - LAP ANALYSIS

DIFF = Difference To Personal Best Lap, P = In Pit Lane, D = Time Disallowed

P1 23 Adrian RUSSELL				
LAP	LAP TIME	MPH	DIFF	TIME OF DAY
1 -	1:00.877	79.83	6.042	14:30:42.798
2 -	56.560	85.92	1.725	14:31:39.358
3 -	1:00.349	80.53	5.514	14:32:39.707
4 -	57.036	85.20	2.201	14:33:36.743
5 -	56.566	85.91	1.731	14:34:33.309
6 -	54.845 (2)	88.61	0.010	14:35:28.154
7 -	55.782	87.12	0.947	14:36:23.936
8 -	54.835 (1)	88.62		14:37:18.771
9 -	54.931 (3)	88.47	0.096	14:38:13.702

P2 5 Robin LONGDON				
LAP	LAP TIME	MPH	DIFF	TIME OF DAY
1 -	58.964	82.42	4.024	14:30:47.237
2 -	56.765	85.61	1.825	14:31:44.002
3 -	58.704	82.78	3.764	14:32:42.706
4 -	56.041	86.72	1.101	14:33:38.747
5 -	56.034	86.73	1.094	14:34:34.781
6 -	54.940 (1)	88.46		14:35:29.721
7 -	55.429 (3)	87.67	0.489	14:36:25.150
8 -	55.763	87.15	0.823	14:37:20.913
9 -	56.484	86.04	1.544	14:38:17.397
10 -	55.181 (2)	88.07	0.241	14:39:12.578
11 -	55.742	87.18	0.802	14:40:08.320

P3 140 Keith PICKERING				
LAP	LAP TIME	MPH	DIFF	TIME OF DAY
1 -	1:00.298	80.59	5.138	14:30:46.570
2 -	57.964	83.84	2.804	14:31:44.534
3 -	1:00.990	79.68	5.830	14:32:45.524
4 -	56.838	85.50	1.678	14:33:42.362
5 -	57.807	84.07	2.647	14:34:40.169
6 -	56.526	85.97	1.366	14:35:36.695
7 -	56.502	86.01	1.342	14:36:33.197
8 -	56.006	86.77	0.846	14:37:29.203
9 -	55.610	87.39	0.450	14:38:24.813
10 -	56.260	86.38	1.100	14:39:21.073
11 -	55.838	87.03	0.678	14:40:16.911
12 -	1:00.452	80.39	5.292	14:41:17.363
13 -	59.546	81.61	4.386	14:42:16.909
14 -	58.143	83.58	2.983	14:43:15.052
15 -	56.397	86.17	1.237	14:44:11.449
16 -	55.526 (3)	87.52	0.366	14:45:06.975
17 -	55.160 (1)	88.10		14:46:02.135
18 -	1:00.874	79.83	5.714	14:47:03.009
19 -	1:01.740	78.71	6.580	14:48:04.749
20 -	55.305 (2)	87.87	0.145	14:49:00.054

P4 8 Alex MORTON				
LAP	LAP TIME	MPH	DIFF	TIME OF DAY
1 -	57.895	83.94	2.423	14:30:51.932
2 -	58.569	82.97	3.097	14:31:50.501
3 -	57.947	83.86	2.475	14:32:48.448
4 -	57.709	84.21	2.237	14:33:46.157
5 -	58.460	83.13	2.988	14:34:44.617
6 -	56.428	86.12	0.956	14:35:41.045
7 -	56.911	85.39	1.439	14:36:37.956
8 -	56.400	86.17	0.928	14:37:34.356
9 -	57.882	83.96	2.410	14:38:32.238
10 -	58.534	83.02	3.062	14:39:30.772
11 -	56.657	85.77	1.185	14:40:27.429

DIFF = Difference To Personal Best Lap, P = In Pit Lane, D = Time Disallowed

12 -	55.602 (2)	87.40	0.130	14:41:23.031
13 -	56.890	85.42	1.418	14:42:19.921
14 -	58.066	83.69	2.594	14:43:17.987
15 -	57.406	84.66	1.934	14:44:15.393
16 -	56.384	86.19	0.912	14:45:11.777
17 -	56.156	86.54	0.684	14:46:07.933
18 -	55.472 (1)	87.61		14:47:03.405
19 -	59.545	81.61	4.073	14:48:02.950
20 -	56.115 (3)	86.60	0.643	14:48:59.065

P5 38 Gary THOMAS				
LAP	LAP TIME	MPH	DIFF	TIME OF DAY
1 -	59.673	81.44	3.759	14:30:41.916
2 -	57.336	84.76	1.422	14:31:39.252
3 -	1:00.480	80.35	4.566	14:32:39.732
4 -	59.675	81.44	3.761	14:33:39.407
5 -	57.448	84.59	1.534	14:34:36.855
6 -	56.505 (3)	86.01	0.591	14:35:33.360
7 -	57.584	84.39	1.670	14:36:30.944
8 -	56.274 (2)	86.36	0.360	14:37:27.218
9 -	56.599	85.86	0.685	14:38:23.817
10 -	56.574	85.90	0.660	14:39:20.391
11 -	55.914 (1)	86.91		14:40:16.305
12 -	1:00.832	79.89	4.918	14:41:17.137
13 -	58.057	83.71	2.143	14:42:15.194
14 -	58.999	82.37	3.085	14:43:14.193

P6 11 Nick TAYLOR				
LAP	LAP TIME	MPH	DIFF	TIME OF DAY
1 -	59.856	81.19	3.923	14:30:49.386
2 -	58.124	83.61	2.191	14:31:47.510
3 -	1:00.025	80.96	4.092	14:32:47.535
4 -	58.453	83.14	2.520	14:33:45.988
5 -	1:00.000	81.00	4.067	14:34:45.988
6 -	57.166	85.01	1.233	14:35:43.154
7 -	56.462	86.07	0.529	14:36:39.616
8 -	56.147 (3)	86.55	0.214	14:37:35.763
9 -	56.692	85.72	0.759	14:38:32.455
10 -	57.754	84.15	1.821	14:39:30.209
11 -	57.177	84.99	1.244	14:40:27.386
12 -	57.359	84.72	1.426	14:41:24.745
13 -	56.298	86.32	0.365	14:42:21.043
14 -	1:00.045	80.93	4.112	14:43:21.088
15 -	56.898	85.41	0.965	14:44:17.986
16 -	56.661	85.77	0.728	14:45:14.647
17 -	57.230	84.92	1.297	14:46:11.877
18 -	56.105 (2)	86.62	0.172	14:47:07.982
19 -	57.714	84.20	1.781	14:48:05.696
20 -	55.933 (1)	86.88		14:49:01.629

P7 45 Duncan ROSS				
LAP	LAP TIME	MPH	DIFF	TIME OF DAY
1 -	59.710	81.39	3.698	14:30:41.367
2 -	57.652	84.29	1.640	14:31:39.019
3 -	1:00.420	80.43	4.408	14:32:39.439
4 -	57.161	85.02	1.149	14:33:36.600
5 -	57.456	84.58	1.444	14:34:34.056
6 -	56.265 (2)	86.37	0.253	14:35:30.321
7 -	56.776	85.59	0.764	14:36:27.097
8 -	56.012 (1)	86.76		14:37:23.109
9 -	56.492 (3)	86.02	0.480	14:38:19.601

Classic and Modern Motorsport Festival - Mallory Park - 23/24 May 2026

FJHRA Historic Formula Junior Championship - Group 1

QUALIFYING - RACE 3 - LAP ANALYSIS

DIFF = Difference To Personal Best Lap, P = In Pit Lane, D = Time Disallowed

P8 123 Andrea GUARINO				
LAP	LAP TIME	MPH	DIFF	TIME OF DAY
1 -	1:00.414	80.44	2.841	14:30:59.137
2 -	1:01.065	79.58	3.492	14:32:00.202
3 -	1:01.353	79.21	3.780	14:33:01.555
4 -	1:01.483	79.04	3.910	14:34:03.038
5 -	1:00.120	80.83	2.547	14:35:03.158
6 -	1:00.089	80.88	2.516	14:36:03.247
7 -	59.973	81.03	2.400	14:37:03.220
8 -	59.490	81.69	1.917	14:38:02.710
9 -	59.644	81.48	2.071	14:39:02.354
10 -	59.425	81.78	1.852	14:40:01.779
11 -	58.183 (2)	83.52	0.610	14:40:59.962
12 -	57.573 (1)	84.41		14:41:57.535
13 -	1:00.493	80.33	2.920	14:42:58.028
14 -	59.572	81.58	1.999	14:43:57.600
15 -	58.967	82.41	1.394	14:44:56.567
16 -	59.125	82.19	1.552	14:45:55.692
17 -	1:00.777	79.96	3.204	14:46:56.469
18 -	58.926	82.47	1.353	14:47:55.395
19 -	58.369 (3)	83.26	0.796	14:48:53.764

P9 30 Trevor GRIFFITHS				
LAP	LAP TIME	MPH	DIFF	TIME OF DAY
1 -	1:01.248	79.34	2.947	14:31:11.828
2 -	1:00.268	80.63	1.967	14:32:12.096
3 -	59.162	82.14	0.861	14:33:11.258
4 -	59.120	82.20	0.819	14:34:10.378
5 -	59.388	81.83	1.087	14:35:09.766
6 -	1:03.558	76.46	5.257	14:36:13.324
7 -	59.265	82.00	0.964	14:37:12.589
8 -	1:01.123	79.51	2.822	14:38:13.712
9 -	58.301 (1)	83.36		14:39:12.013
10 -	1:00.541	80.27	2.240	14:40:12.554
11 -	59.618	81.51	1.317	14:41:12.172
12 -	1:01.483	79.04	3.182	14:42:13.655
13 -	1:01.617	78.87	3.316	14:43:15.272
14 -	1:00.031	80.95	1.730	14:44:15.303
15 -	1:00.852	79.86	2.551	14:45:16.155
16 -	1:03.009	77.13	4.708	14:46:19.164
17 -	58.922 (3)	82.48	0.621	14:47:18.086
18 -	1:00.331	80.55	2.030	14:48:18.417
19 -	58.456 (2)	83.13	0.155	14:49:16.873

P10 3 Justin FLEMING				
LAP	LAP TIME	MPH	DIFF	TIME OF DAY
1 -	1:09.814	69.61	10.887	14:31:31.533
2 -	1:07.328	72.18	8.401	14:32:38.861
3 -	1:06.816	72.73	7.889	14:33:45.677
4 -	1:06.361	73.23	7.434	14:34:52.038
5 -	1:05.607	74.07	6.680	14:35:57.645
6 -	1:05.215	74.52	6.288	14:37:02.860
7 -	1:04.715	75.09	5.788	14:38:07.575
8 -	1:01.787	78.65	2.860	14:39:09.362
9 -	1:02.038	78.33	3.111	14:40:11.400
10 -	1:02.620	77.61	3.693	14:41:14.020
11 -	1:02.279	78.03	3.352	14:42:16.299
12 -	1:01.240	79.35	2.313	14:43:17.539
13 -	1:00.861	79.85	1.934	14:44:18.400
14 -	58.927 (1)	82.47		14:45:17.327
15 -	1:02.935	77.22	4.008	14:46:20.262
16 -	59.864 (2)	81.18	0.937	14:47:20.126
17 -	1:03.505	76.52	4.578	14:48:23.631

DIFF = Difference To Personal Best Lap, P = In Pit Lane, D = Time Disallowed

P11 99 Simon JONES				
LAP	LAP TIME	MPH	DIFF	TIME OF DAY
18 -	1:00.350 (3)	80.53	1.423	14:49:23.981
1 -	1:07.564	71.93	8.147	14:31:27.678
2 -	1:04.491	75.35	5.074	14:32:32.169
3 -	1:04.190	75.71	4.773	14:33:36.359
4 -	1:04.221	75.67	4.804	14:34:40.580
5 -	1:03.799	76.17	4.382	14:35:44.379
6 -	1:02.653	77.57	3.236	14:36:47.032
7 -	1:01.887	78.53	2.470	14:37:48.919
8 -	1:03.087	77.03	3.670	14:38:52.006
9 -	1:02.199	78.13	2.782	14:39:54.205
10 -	1:01.128	79.50	1.711	14:40:55.333
11 -	1:01.053	79.60	1.636	14:41:56.386
12 -	1:02.607	77.62	3.190	14:42:58.993
13 -	1:00.479 (3)	80.35	1.062	14:43:59.472
14 -	59.777 (2)	81.30	0.360	14:44:59.249
15 -	59.417 (1)	81.79		14:45:58.666
16 -	1:01.023	79.64	1.606	14:46:59.689
17 -	1:07.513	71.98	8.096	14:48:07.202
18 -	1:03.745	76.24	4.328	14:49:10.947

P12 6 Mark RUSSELL				
LAP	LAP TIME	MPH	DIFF	TIME OF DAY
1 -	1:01.260	79.33	1.329	14:30:59.756
2 -	1:00.225 (3)	80.69	0.294	14:31:59.981
3 -	1:00.584	80.21	0.653	14:33:00.565
4 -	1:01.131	79.50	1.200	14:34:01.696
5 -	1:00.988	79.68	1.057	14:35:02.684
6 -	1:00.317	80.57	0.386	14:36:03.001
7 -	1:00.980	79.69	1.049	14:37:03.981
8 -	1:03.236	76.85	3.305	14:38:07.217
9 -	1:00.981	79.69	1.050	14:39:08.198
10 -	1:01.303	79.27	1.372	14:40:09.501
11 -	1:01.795	78.64	1.864	14:41:11.296
12 -	1:01.617	78.87	1.686	14:42:12.913
13 -	59.931 (1)	81.09		14:43:12.844
14 -	59.943 (2)	81.07	0.012	14:44:12.787
15 -	1:02.651	77.57	2.720	14:45:15.438

P13 138 Neil HODGES				
LAP	LAP TIME	MPH	DIFF	TIME OF DAY
1 -	1:02.260	78.05	2.097	14:30:54.684
2 -	1:02.758	77.44	2.595	14:31:57.442
3 -	1:03.822	76.14	3.659	14:33:01.264
4 -	1:03.402	76.65	3.239	14:34:04.666
5 -	1:02.047	78.32	1.884	14:35:06.713
6 -	1:02.156	78.19	1.993	14:36:08.869
7 -	1:01.464 (3)	79.07	1.301	14:37:10.333
8 -	1:02.855	77.32	2.692	14:38:13.188
9 -	1:02.265	78.05	2.102	14:39:15.453
10 -	1:00.163 (1)	80.78		14:40:15.616
11 -	1:01.071 (2)	79.57	0.908	14:41:16.687
12 -	1:02.180	78.16	2.017	14:42:18.867
13 -	1:04.999	74.77	4.836	14:43:23.866

P14 33 Giuseppe FELET				
LAP	LAP TIME	MPH	DIFF	TIME OF DAY
1 -	1:04.161	75.74	1.205	14:31:08.783
2 -	1:03.740 (3)	76.24	0.784	14:32:12.523
3 -	1:02.956 (1)	77.19		14:33:15.479

Classic and Modern Motorsport Festival - Mallory Park - 23/24 May 2026

FJHRA Historic Formula Junior Championship - Group 1

QUALIFYING - RACE 3 - LAP ANALYSIS

DIFF = Difference To Personal Best Lap, P = In Pit Lane, D = Time Disallowed

4 -	1:03.398 (2)	76.65	0.442	14:34:18.877
5 -	1:09.935	69.49	6.979	14:35:28.812
6 -	1:12.916	66.65	9.960	14:36:41.728
7 -	1:10.196	69.23	7.240	14:37:51.924
8 -	1:07.792	71.68	4.836	14:38:59.716
9 -	1:07.101	72.42	4.145	14:40:06.817
10 -	1:06.848	72.70	3.892	14:41:13.665
11 -	1:05.124	74.62	2.168	14:42:18.789
12 -	1:07.352	72.15	4.396	14:43:26.141
13 -	1:05.030	74.73	2.074	14:44:31.171
14 -	1:05.555	74.13	2.599	14:45:36.726
15 -	1:05.532	74.16	2.576	14:46:42.258

P15 7 Duncan RABAGLIATI

LAP	LAP TIME	MPH	DIFF	TIME OF DAY
1 -	1:05.759	73.90	1.883	14:30:46.582
2 -	1:05.979	73.65	2.103	14:31:52.561
3 -	1:03.876 (1)	76.08		14:32:56.437
4 -	1:05.239	74.49	1.363	14:34:01.676
5 -	1:04.766	75.03	0.890	14:35:06.442
6 -	1:04.649 (3)	75.17	0.773	14:36:11.091
7 -	1:04.485 (2)	75.36	0.609	14:37:15.576
8 -	1:04.945	74.83	1.069	14:38:20.521
9 -	1:07.021	72.51	3.145	14:39:27.542

P16 25 Bernard BROCK

LAP	LAP TIME	MPH	DIFF	TIME OF DAY
1 -	1:15.040	64.76	9.740	14:31:39.482
2 -	1:10.644	68.79	5.344	14:32:50.126
3 -	1:11.170	68.28	5.870	14:34:01.296
4 -	1:08.638	70.80	3.338	14:35:09.934
5 -	1:07.192	72.33	1.892	14:36:17.126
6 -	1:10.029	69.39	4.729	14:37:27.155
7 -	1:05.634 (2)	74.04	0.334	14:38:32.789
8 -	1:06.815	72.73	1.515	14:39:39.604
9 -	1:06.534	73.04	1.234	14:40:46.138
10 -	1:06.610	72.96	1.310	14:41:52.748
11 -	1:05.856	73.79	0.556	14:42:58.604
12 -	1:06.309	73.29	1.009	14:44:04.913
13 -	1:06.803	72.75	1.503	14:45:11.716
14 -	1:08.290	71.16	2.990	14:46:20.006
15 -	1:05.852 (3)	73.80	0.552	14:47:25.858
16 -	1:05.300 (1)	74.42		14:48:31.158

P17 103 Bob THOMAS

LAP	LAP TIME	MPH	DIFF	TIME OF DAY
1 -	1:13.360	66.24	7.514	14:31:32.413
2 -	1:17.064	63.06	11.218	14:32:49.477
3 -	1:16.403	63.61	10.557	14:34:05.880
4 -	1:13.496	66.12	7.650	14:35:19.376
5 -	1:12.316	67.20	6.470	14:36:31.692
6 -	1:11.211	68.24	5.365	14:37:42.903
7 -	1:12.023	67.47	6.177	14:38:54.926
8 -	1:12.135	67.37	6.289	14:40:07.061
9 -	1:14.417	65.30	8.571	14:41:21.478
10 -	1:08.275	71.18	2.429	14:42:29.753
11 -	1:07.702	71.78	1.856	14:43:37.455
12 -	1:05.846 (1)	73.80		14:44:43.301
13 -	1:07.119 (3)	72.40	1.273	14:45:50.420
14 -	1:06.276 (2)	73.32	0.430	14:46:56.696
15 -	1:29.262	54.44	23.416	14:48:25.958
16 -	1:08.238	71.22	2.392	14:49:34.196

DIFF = Difference To Personal Best Lap, P = In Pit Lane, D = Time Disallowed

P18 24 Adrian STEVENS				
LAP	LAP TIME	MPH	DIFF	TIME OF DAY
1 -	1:07.266 (3)	72.25	1.096	14:31:19.431
2 -	1:08.203	71.25	2.033	14:32:27.634
3 -	1:11.247	68.21	5.077	14:33:38.881
4 -	1:10.504	68.93	4.334	14:34:49.385
5 -	1:09.724	69.70	3.554	14:35:59.109
6 -	1:10.214	69.21	4.044	14:37:09.323
7 -	1:08.891	70.54	2.721	14:38:18.214
8 -	1:12.337	67.18	6.167	14:39:30.551
9 -	1:09.305	70.12	3.135	14:40:39.856
10 -	1:09.410	70.01	3.240	14:41:49.266
11 -	1:07.434	72.07	1.264	14:42:56.700
12 -	1:08.541	70.90	2.371	14:44:05.241
13 -	1:08.981	70.45	2.811	14:45:14.222
14 -	1:09.705	69.72	3.535	14:46:23.927
15 -	1:06.170 (1)	73.44		14:47:30.097
16 -	1:06.277 (2)	73.32	0.107	14:48:36.374

P19 132 Taff SMITH

LAP	LAP TIME	MPH	DIFF	TIME OF DAY
1 -	1:12.806	66.75	6.486	14:31:33.467
2 -	1:11.932	67.56	5.612	14:32:45.399
3 -	1:07.712	71.77	1.392	14:33:53.111
4 -	1:07.714	71.77	1.394	14:35:00.825
5 -	1:06.780	72.77	0.460	14:36:07.605
6 -	1:10.588	68.85	4.268	14:37:18.193
7 -	1:06.320 (1)	73.28		14:38:24.513
8 -	1:06.711 (3)	72.85	0.391	14:39:31.224
9 -	1:06.503 (2)	73.07	0.183	14:40:37.727
10 -	2:56.169	27.58	1:49.849	14:43:33.896
11 -	1:08.844	70.59	2.524	14:44:42.740
12 -	1:07.308	72.20	0.988	14:45:50.048
13 -	1:08.395	71.05	2.075	14:46:58.443
14 -	1:06.980	72.55	0.660	14:48:05.423
15 -	1:08.037	71.43	1.717	14:49:13.460

Classic and Modern Motorsport Festival - Mallory Park - 23/24 May 2026

FJHRA Historic Formula Junior Championship - Group 1

QUALIFYING - RACE 3 - STATISTICS

Competitors Started 19
Planned Start 2026-05-23 @ 09:50:00.000
Actual Start 2026-05-23 @ 10:29:50.947
Finish Time 2026-05-23 @ 10:35:47.693
Track Length 1.3500mi.
Total Laps 33
Total Distance Covered 44.5500mi.

Session Fastest Lap History

NO	CL	NAME	LAP TIME	TIME OF DAY	LAP	VEHICLE
138	B2	Neil HODGES	1:26.868	10:32:53.921	1	Gemini Mk II
5	B2	Robin LONGDON	1:25.764	10:32:57.233	1	Lola Mk2
7	B2	Duncan RABAGLIATI	1:25.500	10:32:58.190	1	Alexis HF1
140	C2	Keith PICKERING	1:24.982	10:32:59.270	1	Britannia FJ
45	C2	Duncan ROSS	1:24.094	10:33:00.020	1	Lotus 18
103	B2	Bob THOMAS	1:23.287	10:33:02.102	1	Lola Mk 2
8	B2	Alex MORTON	1:16.234	10:33:04.523	1	Condor S II
11	B2	Nick TAYLOR	1:15.475	10:33:05.204	1	Elva 100
38	C2	Gary THOMAS	1:15.355	10:33:05.665	1	Kieft FJ
123		Competitor UNKNOWN	1:15.306	10:33:06.379	1	

Flag History

TYPE	TIME OF DAY
GREEN	10:29:50.947
FINISH	10:35:47.693

Flag Statistics

TYPE	COUNT	TOTAL LAPS	TOTAL TIME
Green	1	2	11:41.127
Red	0	0	0.000
Safety Car	0	0	0.000
FCY	0	0	0.000

Classic and Modern Motorsport Festival - Mallory Park - 23/24 May 2026

FJHRA Historic Formula Junior Championship - Group 1

QUALIFYING - RACE 3 - STATISTICS

CLASS : A

1 Starters

Fastest Lap History

NO	NAME	LAP TIME	TIME OF DAY	LAP	VEHICLE
24	Adrian STEVENS	1:18.722	10:33:10.796	1	Hillwood FJ

Classic and Modern Motorsport Festival - Mallory Park - 23/24 May 2026

FJHRA Historic Formula Junior Championship - Group 1

QUALIFYING - RACE 3 - STATISTICS

CLASS : B1

3 Starters

Fastest Lap History

NO	NAME	LAP TIME	TIME OF DAY	LAP	VEHICLE
132	Taff SMITH	1:23.939	10:33:03.725	1	BMC Mk1
6	Mark RUSSELL	1:17.321	10:33:11.519	1	Gemini Mk II
25	Bernard BROCK	1:16.950	10:34:58.773	1	Elva 100 CG

Classic and Modern Motorsport Festival - Mallory Park - 23/24 May 2026

FJHRA Historic Formula Junior Championship - Group 1

QUALIFYING - RACE 3 - STATISTICS

CLASS : B2

9 Starters

Fastest Lap History

NO	NAME	LAP TIME	TIME OF DAY	LAP	VEHICLE
138	Neil HODGES	1:26.868	10:32:53.921	1	Gemini Mk II
5	Robin LONGDON	1:25.764	10:32:57.233	1	Lola Mk2
7	Duncan RABAGLIATI	1:25.500	10:32:58.190	1	Alexis HF1
103	Bob THOMAS	1:23.287	10:33:02.102	1	Lola Mk 2
8	Alex MORTON	1:16.234	10:33:04.523	1	Condor S II
11	Nick TAYLOR	1:15.475	10:33:05.204	1	Elva 100

Classic and Modern Motorsport Festival - Mallory Park - 23/24 May 2026

FJHRA Historic Formula Junior Championship - Group 1

QUALIFYING - RACE 3 - STATISTICS

CLASS : C2

5 Starters

Fastest Lap History

NO	NAME	LAP TIME	TIME OF DAY	LAP	VEHICLE
140	Keith PICKERING	1:24.982	10:32:59.270	1	Britannia FJ
45	Duncan ROSS	1:24.094	10:33:00.020	1	Lotus 18
38	Gary THOMAS	1:15.355	10:33:05.665	1	Kieft FJ

Classic and Modern Motorsport Festival - Mallory Park - 23/24 May 2026

FJHRA Historic Formula Junior Championship - Group 1

QUALIFYING - RACE 3 - STATISTICS

Competitors Started 19
Planned Start 2026-05-23 @ 14:30:00.000
Actual Start 2026-05-23 @ 14:28:22.519
Finish Time 2026-05-23 @ 14:48:28.857
Track Length 1.3500mi.
Total Laps 292
Total Distance Covered 394.2000mi.

Session Fastest Lap History

NO	CL	NAME	LAP TIME	TIME OF DAY	LAP	VEHICLE
45	C2	Duncan ROSS	59.710	14:30:41.377	1	Lotus 18
38	C2	Gary THOMAS	59.673	14:30:41.920	1	Kieft FJ
5	B2	Robin LONGDON	58.964	14:30:47.234	1	Lola Mk2
8	B2	Alex MORTON	57.895	14:30:51.940	1	Condor S II
45	C2	Duncan ROSS	57.652	14:31:39.030	2	Lotus 18
38	C2	Gary THOMAS	57.336	14:31:39.256	2	Kieft FJ
23	B2	Adrian RUSSELL	56.560	14:31:39.358	2	Condor S II
5	B2	Robin LONGDON	56.041	14:33:38.745	4	Lola Mk2
5	B2	Robin LONGDON	56.034	14:34:34.779	5	Lola Mk2
23	B2	Adrian RUSSELL	54.845	14:35:28.162	6	Condor S II
23	B2	Adrian RUSSELL	54.835	14:37:18.779	8	Condor S II

Flag History

TYPE	TIME OF DAY
GREEN	14:28:22.519
FINISH	14:48:28.857

Flag Statistics

TYPE	COUNT	TOTAL LAPS	TOTAL TIME
Green	1	20	22:01.550
Red	0	0	0.000
Safety Car	0	0	0.000
FCY	0	0	0.000

Classic and Modern Motorsport Festival - Mallory Park - 23/24 May 2026

FJHRA Historic Formula Junior Championship - Group 1

QUALIFYING - RACE 3 - STATISTICS

CLASS : A

1 Starters

Fastest Lap History

NO	NAME	LAP TIME	TIME OF DAY	LAP	VEHICLE
24	Adrian STEVENS	1:07.266	14:31:19.427	1	Hillwood FJ
24	Adrian STEVENS	1:06.170	14:47:30.096	15	Hillwood FJ

Classic and Modern Motorsport Festival - Mallory Park - 23/24 May 2026

FJHRA Historic Formula Junior Championship - Group 1

QUALIFYING - RACE 3 - STATISTICS

CLASS : B1

3 Starters

Fastest Lap History

NO	NAME	LAP TIME	TIME OF DAY	LAP	VEHICLE
6	Mark RUSSELL	1:01.260	14:30:59.765	1	Gemini Mk II
6	Mark RUSSELL	1:00.225	14:31:59.990	2	Gemini Mk II
6	Mark RUSSELL	59.931	14:43:12.853	13	Gemini Mk II

Classic and Modern Motorsport Festival - Mallory Park - 23/24 May 2026

FJHRA Historic Formula Junior Championship - Group 1

QUALIFYING - RACE 3 - STATISTICS

CLASS : B2

10 Starters

Fastest Lap History

NO	NAME	LAP TIME	TIME OF DAY	LAP	VEHICLE
23	Adrian RUSSELL	1:00.877	14:30:42.806	1	Condor S II
5	Robin LONGDON	58.964	14:30:47.234	1	Lola Mk2
8	Alex MORTON	57.895	14:30:51.940	1	Condor S II
23	Adrian RUSSELL	56.560	14:31:39.358	2	Condor S II
5	Robin LONGDON	56.041	14:33:38.745	4	Lola Mk2
5	Robin LONGDON	56.034	14:34:34.779	5	Lola Mk2
23	Adrian RUSSELL	54.845	14:35:28.162	6	Condor S II
23	Adrian RUSSELL	54.835	14:37:18.779	8	Condor S II

Classic and Modern Motorsport Festival - Mallory Park - 23/24 May 2026

FJHRA Historic Formula Junior Championship - Group 1

QUALIFYING - RACE 3 - STATISTICS

CLASS : C2

5 Starters


Fastest Lap History

NO	NAME	LAP TIME	TIME OF DAY	LAP	VEHICLE
45	Duncan ROSS	59.710	14:30:41.377	1	Lotus 18
38	Gary THOMAS	59.673	14:30:41.920	1	Kieft FJ
45	Duncan ROSS	57.652	14:31:39.030	2	Lotus 18
38	Gary THOMAS	57.336	14:31:39.256	2	Kieft FJ
45	Duncan ROSS	57.161	14:33:36.610	4	Lotus 18
140	Keith PICKERING	56.838	14:33:42.362	4	Britannia FJ
45	Duncan ROSS	56.265	14:35:30.331	6	Lotus 18
45	Duncan ROSS	56.012	14:37:23.119	8	Lotus 18
140	Keith PICKERING	56.006	14:37:29.203	8	Britannia FJ
140	Keith PICKERING	55.610	14:38:24.813	9	Britannia FJ
140	Keith PICKERING	55.526	14:45:06.975	16	Britannia FJ
140	Keith PICKERING	55.160	14:46:02.135	17	Britannia FJ

Classic and Modern Motorsport Festival - Mallory Park - 23/24 May 2026

FJHRA Historic Formula Junior Championship - Group 1

RACE 3 - GRID (15 minutes) - AMENDED

ROW 9	17	1:06.170 24 Adrian STEVENS	18	1:06.320 132 Taff SMITH
ROW 8	15	1:05.300 25 Bernard BROCK	16	1:05.846 103 Bob THOMAS
ROW 7	13	1:02.956 33 Giuseppe FELET	14	1:03.876 7 Duncan RABAGLIATI
ROW 6	11	59.931 6 Mark RUSSELL	12	1:00.163 138 Neil HODGES
ROW 5	9	58.927 3 Justin FLEMING	10	59.417 99 Simon JONES
ROW 4	7	57.573 123 Andrea GUARINO	8	58.301 30 Trevor GRIFFITHS
ROW 3	5	55.933 11 Nick TAYLOR	6	56.012 45 Duncan ROSS
ROW 2	3	55.472 8 Alex MORTON	4	55.914 38 Gary THOMAS
ROW 1	1	54.835 23 Adrian RUSSELL	2	55.160 140 Keith PICKERING
Pole				
				

These results are provisional until the conclusion of any judicial and technical matters.

Mallory Park: 1.3500 miles

Clerk Of Course: Mike Heath


Timekeeper: Peter Knight



Classic and Modern Motorsport Festival - Mallory Park - 23/24 May 2026

FJHRA Historic Formula Junior Championship - Group 1

RACE 3 - GRID (15 minutes)

ROW 10		1:06.320 19 132 Taff SMITH	
ROW 9	1:05.846 17 103 Bob THOMAS		1:06.170 18 24 Adrian STEVENS
ROW 8		1:03.876 15 7 Duncan RABAGLIATI	1:05.300 16 25 Bernard BROCK
ROW 7	1:00.163 13 138 Neil HODGES		1:02.956 14 33 Giuseppe FELET
ROW 6		59.417 11 99 Simon JONES	59.931 12 6 Mark RUSSELL
ROW 5	58.301 9 30 Trevor GRIFFITHS		58.927 10 3 Justin FLEMING
ROW 4		56.012 7 45 Duncan ROSS	57.573 8 123 Andrea GUARINO
ROW 3	55.914 5 38 Gary THOMAS		55.933 6 11 Nick TAYLOR
ROW 2		55.160 3 140 Keith PICKERING	55.472 4 8 Alex MORTON
ROW 1	54.835 1 23 Adrian RUSSELL		54.940 2 5 Robin LONGDON
Pole			
			

These results are provisional until the conclusion of any judicial and technical matters.

Mallory Park: 1.3500 miles

Clerk Of Course: Mike Heath


Timekeeper: Peter Knight



Classic and Modern Motorsport Festival - Mallory Park - 23/24 May 2026

FJHRA Historic Formula Junior Championship - Group 1

RACE 9 - GRID (15 minutes) - AMENDED

ROW 8	15	1:06.170	24 Adrian STEVENS	16	1:06.320	132 Taff SMITH
ROW 7	13	1:05.300	25 Bernard BROCK	14	1:05.846	103 Bob THOMAS
ROW 6	11	1:02.956	33 Giuseppe FELET	12	1:03.876	7 Duncan RABAGLIATI
ROW 5	9	59.931	6 Mark RUSSELL	10	1:00.163	138 Neil HODGES
ROW 4	7	58.927	3 Justin FLEMING	8	59.417	99 Simon JONES
ROW 3	5	57.573	123 Andrea GUARINO	6	58.301	30 Trevor GRIFFITHS
ROW 2	3	55.914	38 Gary THOMAS	4	55.933	11 Nick TAYLOR
ROW 1	1	54.835	23 Adrian RUSSELL	2	55.160	140 Keith PICKERING
Pole						
						

Car Nos 8 & 45 withdrawn.

These results are provisional until the conclusion of any judicial and technical matters.

Mallory Park: 1.3500 miles

Clerk Of Course: Mike Heath


Timekeeper: Peter Knight



Classic and Modern Motorsport Festival - Mallory Park - 23/24 May 2026

FJHRA Historic Formula Junior Championship - Group 1

RACE 9 - GRID (15 minutes)

ROW 9	17	1:06.170 24 Adrian STEVENS	18	1:06.320 132 Taff SMITH
ROW 8	15	1:05.300 25 Bernard BROCK	16	1:05.846 103 Bob THOMAS
ROW 7	13	1:02.956 33 Giuseppe FELET	14	1:03.876 7 Duncan RABAGLIATI
ROW 6	11	59.931 6 Mark RUSSELL	12	1:00.163 138 Neil HODGES
ROW 5	9	58.927 3 Justin FLEMING	10	59.417 99 Simon JONES
ROW 4	7	57.573 123 Andrea GUARINO	8	58.301 30 Trevor GRIFFITHS
ROW 3	5	55.933 11 Nick TAYLOR	6	56.012 45 Duncan ROSS
ROW 2	3	55.472 8 Alex MORTON	4	55.914 38 Gary THOMAS
ROW 1	1	54.835 23 Adrian RUSSELL	2	55.160 140 Keith PICKERING
Pole				
				

These results are provisional until the conclusion of any judicial and technical matters.

Mallory Park: 1.3500 miles

Clerk Of Course: Mike Heath


Timekeeper: Peter Knight



Classic and Modern Motorsport Festival - Mallory Park - 23/24 May 2026

FJHRA Historic Formula Junior Championship - Group 1

RACE 9 - GRID (15 minutes) - AMENDED

ROW 8	15	1:06.170 24 Adrian STEVENS	16	1:06.320 132 Taff SMITH
ROW 7	13	1:05.300 25 Bernard BROCK	14	1:05.846 103 Bob THOMAS
ROW 6	11	1:02.956 33 Giuseppe FELET	12	1:03.876 7 Duncan RABAGLIATI
ROW 5	9	59.931 6 Mark RUSSELL	10	1:00.163 138 Neil HODGES
ROW 4	7	58.927 3 Justin FLEMING	8	59.417 99 Simon JONES
ROW 3	5	57.573 123 Andrea GUARINO	6	58.301 30 Trevor GRIFFITHS
ROW 2	3	55.914 38 Gary THOMAS	4	55.933 11 Nick TAYLOR
ROW 1	1	54.835 23 Adrian RUSSELL	2	55.160 140 Keith PICKERING
Pole				
				

Car Nos 8 & 45 withdrawn.

These results are provisional until the conclusion of any judicial and technical matters.

Mallory Park: 1.3500 miles

Clerk Of Course: Mike Heath

Timekeeper: Peter Knight



Classic and Modern Motorsport Festival - Mallory Park - 23/24 May 2026

FJHRA Historic Formula Junior Championship - Group 1

RACE 3 - CLASSIFICATION

Race Distance: 17 Laps / 22.95 miles

POS	NO	CL	PIC	NAME	ENTRY	LAPS	TIME	GAP	DIFF	MPH	BEST	ON
1	23	B2	1	Adrian RUSSELL	Condor S II	17	15:38.383			88.04	53.309	6
2	140	C2	1	Keith PICKERING	Britannia FJ	17	15:55.505	17.122	17.122	86.46	54.434	6
3	123	B2	2	Andrea GUARINO	Elva 100	17	16:31.696	53.313	36.191	83.31	57.037	14
4	30	C2	2	Trevor GRIFFITHS	Emeryson FJ	16	16:05.424	1 Lap	1 Lap	80.54	56.702	5
5	3	B2	3	Justin FLEMING	Lola Mk 2	16	16:05.892	1 Lap	0.468	80.50	58.608	15
6	138	B2	4	Neil HODGES	Gemini Mk II	16	16:06.534	1 Lap	0.642	80.45	58.028	16
7	33	C2	3	Giuseppe FELET	Elva 200	15	16:07.212	2 Laps	1 Lap	75.37	59.949	4
8	7	B2	5	Duncan RABAGLIATI	Alexis HF1	15	16:22.260	2 Laps	15.048	74.21	1:03.957	15
9	24	A	1	Adrian STEVENS	Hillwood FJ	15	16:32.588	2 Laps	10.328	73.44	1:01.855	14
10	103	B2	6	Bob THOMAS	Lola Mk 2	14	16:32.462	3 Laps	1 Lap	68.55	1:07.891	14
NOT CLASSIFIED												
DNF	11	B2		Nick TAYLOR	Elva 100	9	8:41.350	8 Laps	5 Laps	83.89	56.853	4
DNF	6	B1		Mark RUSSELL	Gemini Mk II	4	4:19.479	13 Laps	5 Laps	74.91	1:01.241	2
DNF	45	C2		Duncan ROSS	Lotus 18	2	2:02.511	15 Laps	2 Laps	79.33	59.697	2
DNF	25	B1		Bernard BROCK	Elva 100 CG	2	2:57.535	15 Laps	55.024	54.74	1:27.030	2
NOT STARTED												
NS	8	B2		Alex MORTON	Condor S II							
NS	38	C2		Gary THOMAS	Kieft FJ							
NS	99	B2		Simon JONES	Elva 100							
NS	132*	B1		Taff SMITH	BMC Mk1							
FASTEST LAP												
23	B2			Adrian RUSSELL	Condor S II	6	53.309		91.16 mph		146.71 kph	
140	C2			Keith PICKERING	Britannia FJ	6	54.434		89.28 mph		143.68 kph	
6	B1			Mark RUSSELL	Gemini Mk II	2	1:01.241		79.35 mph		127.71 kph	
24	A			Adrian STEVENS	Hillwood FJ	14	1:01.855		78.57 mph		126.44 kph	

Weather / Track : Bright / Dry

These results are provisional until the conclusion of any judicial and technical matters.

Date: 24/05/2026 Start: 10:20 Finish: 10:36

Mallory Park: 1.3500 miles

Clerk Of Course: Mike Heath

Timekeeper: Peter Knight



Classic and Modern Motorsport Festival - Mallory Park - 23/24 May 2026

FJHRA Historic Formula Junior Championship - Group 1

RACE 3 - LAP CHART

LAP 1 @ 10:21:59.548			LAP 2 @ 10:22:56.691			LAP 3 @ 10:23:52.412			LAP 4 @ 10:24:47.635			LAP 5 @ 10:25:42.636		
NO	BEHIND	LAP TIME	NO	BEHIND	LAP TIME	NO	BEHIND	LAP TIME	NO	BEHIND	LAP TIME	NO	BEHIND	LAP TIME
140		1:02.070	140		57.143	140		55.721	140		55.223	140		55.001
45	0.744	1:02.814	23	0.603	56.590	23	0.253	55.371	23	0.882	55.852	23	0.183	54.302
23	1.156	1:03.226	11	2.466	57.432	25	1 Lap	1:27.030	11	5.405	56.853	24	1 Lap	1:07.524
11	2.177	1:04.247	45	3.298	59.697	11	3.775	57.030	123	12.160	59.264	11	7.713	57.309
123	4.623	1:06.693	123	5.101	57.621	123	8.119	58.739	30	14.182	58.169	103	1 Lap	1:10.985
30	6.555	1:08.625	30	8.438	59.026	30	11.236	58.519	3	21.758	1:00.620	123	14.289	57.130
3	7.058	1:09.128	3	11.527	1:01.612	3	16.361	1:00.555	138	22.802	59.951	30	15.883	56.702
6	7.526	1:09.596	6	11.624	1:01.241	138	18.074	1:01.659	33	24.915	59.949	3	27.224	1:00.467
138	8.557	1:10.627	138	12.136	1:00.722	6	18.886	1:02.983	6	29.322	1:05.659	138	28.091	1:00.290
33	9.701	1:11.771	33	14.561	1:02.003	33	20.189	1:01.349	7	40.384	1:04.660	33	31.276	1:01.362
7	15.434	1:17.504	7	22.312	1:04.021	7	30.947	1:04.356				7	49.461	1:04.078
24	22.385	1:24.455	24	31.727	1:06.485	24	43.173	1:07.167						
103	25.158	1:27.228	103	38.650	1:10.635	103	52.555	1:09.626						
25	28.435	1:30.505												

Classic and Modern Motorsport Festival - Mallory Park - 23/24 May 2026

FJHRA Historic Formula Junior Championship - Group 1

RACE 3 - LAP CHART

LAP 6 @ 10:26:36.128			LAP 7 @ 10:27:29.857			LAP 8 @ 10:28:23.812			LAP 9 @ 10:29:18.221			LAP 10 @ 10:30:12.359		
NO	BEHIND	LAP TIME	NO	BEHIND	LAP TIME	NO	BEHIND	LAP TIME	NO	BEHIND	LAP TIME	NO	BEHIND	LAP TIME
23		53.309	23		53.729	23		53.955	23		54.409	23		54.138
140	0.942	54.434	140	2.648	55.435	140	4.305	55.612	33	1 Lap	1:01.947	140	7.628	56.173
11	11.145	56.924	7	1 Lap	1:05.075	11	17.529	57.165	140	5.593	55.697	33	1 Lap	1:02.744
24	1 Lap	1:05.765	11	14.319	56.903	7	1 Lap	1:04.386	103	2 Laps	1:09.060	103	2 Laps	1:08.614
123	18.322	57.525	123	22.115	57.522	123	25.222	57.062	11	20.607	57.487	123	31.336	57.476
30	19.935	57.544	30	24.098	57.892	30	27.273	57.130	7	1 Lap	1:04.501	30	33.870	57.977
103	1 Lap	1:09.256	24	1 Lap	1:07.964	24	1 Lap	1:05.213	123	27.998	57.185	7	1 Lap	1:05.783
3	33.906	1:00.174	3	39.485	59.308	3	44.652	59.122	30	30.031	57.167	3	55.171	59.812
138	34.586	59.987	138	40.765	59.908	138	45.741	58.931	24	1 Lap	1:04.391			
33	39.057	1:01.273	103	1 Lap	1:09.763				3	49.497	59.254			
			33	46.754	1:01.426				138	51.068	59.736			

Classic and Modern Motorsport Festival - Mallory Park - 23/24 May 2026

FJHRA Historic Formula Junior Championship - Group 1

RACE 3 - LAP CHART

LAP 11 @ 10:31:07.560			LAP 12 @ 10:32:01.264			LAP 13 @ 10:32:55.382			LAP 14 @ 10:33:49.973			LAP 15 @ 10:34:44.903		
NO	BEHIND	LAP TIME	NO	BEHIND	LAP TIME	NO	BEHIND	LAP TIME	NO	BEHIND	LAP TIME	NO	BEHIND	LAP TIME
23		55.201	23		53.704	23		54.118	23		54.591	23		54.930
138	1 Lap	1:00.041	3	1 Lap	59.827	7	2 Laps	1:04.668	103	3 Laps	1:08.963	33	2 Laps	1:06.791
24	2 Laps	1:05.665	138	1 Lap	59.378	3	1 Lap	59.627	140	14.022	56.187	140	14.979	55.887
140	8.551	56.124	140	10.413	55.566	140	12.426	56.131	3	1 Lap	59.458	3	1 Lap	59.552
33	1 Lap	1:04.596	24	2 Laps	1:05.090	138	1 Lap	59.324	7	2 Laps	1:05.489	138	1 Lap	59.961
123	34.413	58.278	33	1 Lap	1:07.436	24	2 Laps	1:03.332	138	1 Lap	58.961	7	2 Laps	1:04.604
30	36.657	57.988	123	38.748	58.039	123	42.067	57.437	24	2 Laps	1:03.127	103	3 Laps	1:10.506
103	2 Laps	1:12.294	30	40.280	57.327	30	43.483	57.321	123	44.513	57.037	24	2 Laps	1:02.203
7	1 Lap	1:04.692	103	2 Laps	1:08.741	33	1 Lap	1:05.725	30	46.575	57.683	123	47.446	57.863

Classic and Modern Motorsport Festival - Mallory Park - 23/24 May 2026

FJHRA Historic Formula Junior Championship - Group 1

RACE 3 - LAP CHART

LAP 16 @ 10:35:40.906			LAP 17 @ 10:36:35.861		
NO	BEHIND	LAP TIME	NO	BEHIND	LAP TIME
23		56.003	23		54.955
33	2 Laps	1:08.862	140	17.122	56.352
140	15.725	56.749	30	1 Lap	1:01.404
30	1 Lap	1:24.950	3	1 Lap	58.768
3	1 Lap	58.608	138	1 Lap	58.028
138	1 Lap	59.030	33	2 Laps	1:09.978
7	2 Laps	1:04.486	7	2 Laps	1:03.957
103	3 Laps	1:08.900	123	53.313	58.437
24	2 Laps	1:01.855	103	3 Laps	1:07.891
123	49.831	58.388	24	2 Laps	1:02.352

Classic and Modern Motorsport Festival - Mallory Park - 23/24 May 2026

FJHRA Historic Formula Junior Championship - Group 1

RACE 3 - POSITION CHART

No	Name	Lap Pos																	
			1	2	3	4	5	6	7	8	9	10	11	12	13	14	15	16	17
24	STEVENS	1	140	140	140	140	140	23	23	23	23	23	23	23	23	23	23	23	23
6	RUSSELL	2	45	23	23	23	23	140	140	140	140	140	140	140	140	140	140	140	140
25	BROCK	3	23	11	11	11	11	11	11	11	11	123	123	123	123	123	123	123	123
132	SMITH	4	11	45	123	123	123	123	123	123	123	30	30	30	30	30	30	30	30
3	FLEMING	5	123	123	30	30	30	30	30	30	30	3	3	3	3	3	3	3	3
5	LONGDON	6	30	30	3	3	3	3	3	3	3	138	138	138	138	138	138	138	138
7	RABAGLIATI	7	3	3	138	138	138	138	138	138	138	33	33	33	33	33	33	33	33
8	MORTON	8	6	6	6	33	33	33	33	33	33	7	7	7	7	7	7	7	7
11	TAYLOR	9	138	138	33	6	7	7	7	7	7	24	24	24	24	24	24	24	24
23	RUSSELL	10	33	33	7	7	24	24	24	24	24	103	103	103	103	103	103	103	103
99	JONES	11	7	7	24	24	103	103	103	103	103								
103	THOMAS	12	24	24	103	103													
138	HODGES	13	103	103															
123	GUARINO	14	25	25															
30	GRIFFITHS	15																	
33	FELET	16																	
38	THOMAS	17																	
140	PICKERING	18																	
45	ROSS	19																	

Classic and Modern Motorsport Festival - Mallory Park - 23/24 May 2026

FJHRA Historic Formula Junior Championship - Group 1

RACE 3 - LAP ANALYSIS

DIFF = Difference To Personal Best Lap, P = In Pit Lane, D = Time Disallowed

P1 23 Adrian RUSSELL				
LAP	LAP TIME	MPH	DIFF	TIME OF DAY
1 -	1:03.226	76.86	9.917	10:22:00.704
2 -	56.590	85.88	3.281	10:22:57.294
3 -	55.371	87.77	2.062	10:23:52.665
4 -	55.852	87.01	2.543	10:24:48.517
5 -	54.302	89.49	0.993	10:25:42.819
6 -	53.309 (1)	91.16		10:26:36.128
7 -	53.729 (3)	90.45	0.420	10:27:29.857
8 -	53.955	90.07	0.646	10:28:23.812
9 -	54.409	89.32	1.100	10:29:18.221
10 -	54.138	89.77	0.829	10:30:12.359
11 -	55.201	88.04	1.892	10:31:07.560
12 -	53.704 (2)	90.49	0.395	10:32:01.264
13 -	54.118	89.80	0.809	10:32:55.382
14 -	54.591	89.02	1.282	10:33:49.973
15 -	54.930	88.47	1.621	10:34:44.903
16 -	56.003	86.78	2.694	10:35:40.906
17 -	54.955	88.43	1.646	10:36:35.861

P2 140 Keith PICKERING				
LAP	LAP TIME	MPH	DIFF	TIME OF DAY
1 -	1:02.070	78.29	7.636	10:21:59.548
2 -	57.143	85.04	2.709	10:22:56.691
3 -	55.721	87.22	1.287	10:23:52.412
4 -	55.223 (3)	88.00	0.789	10:24:47.635
5 -	55.001 (2)	88.36	0.567	10:25:42.636
6 -	54.434 (1)	89.28		10:26:37.070
7 -	55.435	87.67	1.001	10:27:32.505
8 -	55.612	87.39	1.178	10:28:28.117
9 -	55.697	87.25	1.263	10:29:23.814
10 -	56.173	86.51	1.739	10:30:19.987
11 -	56.124	86.59	1.690	10:31:16.111
12 -	55.566	87.46	1.132	10:32:11.677
13 -	56.131	86.58	1.697	10:33:07.808
14 -	56.187	86.49	1.753	10:34:03.995
15 -	55.887	86.96	1.453	10:34:59.882
16 -	56.749	85.64	2.315	10:35:56.631
17 -	56.352	86.24	1.918	10:36:52.983

P3 123 Andrea GUARINO				
LAP	LAP TIME	MPH	DIFF	TIME OF DAY
1 -	1:06.693	72.87	9.656	10:22:04.171
2 -	57.621	84.34	0.584	10:23:01.792
3 -	58.739	82.73	1.702	10:24:00.531
4 -	59.264	82.00	2.227	10:24:59.795
5 -	57.130 (3)	85.06	0.093	10:25:56.925
6 -	57.525	84.48	0.488	10:26:54.450
7 -	57.522	84.48	0.485	10:27:51.972
8 -	57.062 (2)	85.17	0.025	10:28:49.034
9 -	57.185	84.98	0.148	10:29:46.219
10 -	57.476	84.55	0.439	10:30:43.695
11 -	58.278	83.39	1.241	10:31:41.973
12 -	58.039	83.73	1.002	10:32:40.012
13 -	57.437	84.61	0.400	10:33:37.449
14 -	57.037 (1)	85.20		10:34:34.486
15 -	57.863	83.99	0.826	10:35:32.349
16 -	58.388	83.23	1.351	10:36:30.737
17 -	58.437	83.16	1.400	10:37:29.174

Classic and Modern Motorsport Festival - Mallory Park - 23/24 May 2026

FJHRA Historic Formula Junior Championship - Group 1

RACE 3 - LAP ANALYSIS

DIFF = Difference To Personal Best Lap, P = In Pit Lane, D = Time Disallowed

P4 30 Trevor GRIFFITHS				
LAP	LAP TIME	MPH	DIFF	TIME OF DAY
1 -	1:08.625	70.81	11.923	10:22:06.103
2 -	59.026	82.33	2.324	10:23:05.129
3 -	58.519	83.04	1.817	10:24:03.648
4 -	58.169	83.54	1.467	10:25:01.817
5 -	56.702 (1)	85.71		10:25:58.519
6 -	57.544	84.45	0.842	10:26:56.063
7 -	57.892	83.94	1.190	10:27:53.955
8 -	57.130 (2)	85.06	0.428	10:28:51.085
9 -	57.167 (3)	85.01	0.465	10:29:48.252
10 -	57.977	83.82	1.275	10:30:46.229
11 -	57.988	83.81	1.286	10:31:44.217
12 -	57.327	84.77	0.625	10:32:41.544
13 -	57.321	84.78	0.619	10:33:38.865
14 -	57.683	84.25	0.981	10:34:36.548
15 -	1:24.950	57.21	28.248	10:36:01.498
16 -	1:01.404	79.14	4.702	10:37:02.902

P5 3 Justin FLEMING				
LAP	LAP TIME	MPH	DIFF	TIME OF DAY
1 -	1:09.128	70.30	10.520	10:22:06.606
2 -	1:01.612	78.88	3.004	10:23:08.218
3 -	1:00.555	80.25	1.947	10:24:08.773
4 -	1:00.620	80.17	2.012	10:25:09.393
5 -	1:00.467	80.37	1.859	10:26:09.860
6 -	1:00.174	80.76	1.566	10:27:10.034
7 -	59.308	81.94	0.700	10:28:09.342
8 -	59.122 (3)	82.20	0.514	10:29:08.464
9 -	59.254	82.01	0.646	10:30:07.718
10 -	59.812	81.25	1.204	10:31:07.530
11 -	59.827	81.23	1.219	10:32:07.357
12 -	59.627	81.50	1.019	10:33:06.984
13 -	59.458	81.73	0.850	10:34:06.442
14 -	59.552	81.60	0.944	10:35:05.994
15 -	58.608 (1)	82.92		10:36:04.602
16 -	58.768 (2)	82.69	0.160	10:37:03.370

P6 138 Neil HODGES				
LAP	LAP TIME	MPH	DIFF	TIME OF DAY
1 -	1:10.627	68.81	12.599	10:22:08.105
2 -	1:00.722	80.03	2.694	10:23:08.827
3 -	1:01.659	78.82	3.631	10:24:10.486
4 -	59.951	81.06	1.923	10:25:10.437
5 -	1:00.290	80.61	2.262	10:26:10.727
6 -	59.987	81.01	1.959	10:27:10.714
7 -	59.908	81.12	1.880	10:28:10.622
8 -	58.931 (2)	82.46	0.903	10:29:09.553
9 -	59.736	81.35	1.708	10:30:09.289
10 -	1:00.041	80.94	2.013	10:31:09.330
11 -	59.378	81.84	1.350	10:32:08.708
12 -	59.324	81.92	1.296	10:33:08.032
13 -	58.961 (3)	82.42	0.933	10:34:06.993
14 -	59.961	81.05	1.933	10:35:06.954
15 -	59.030	82.33	1.002	10:36:05.984
16 -	58.028 (1)	83.75		10:37:04.012

P7 33 Giuseppe FELET				
LAP	LAP TIME	MPH	DIFF	TIME OF DAY
1 -	1:11.771	67.71	11.822	10:22:09.249
2 -	1:02.003	78.38	2.054	10:23:11.252
3 -	1:01.349 (3)	79.21	1.400	10:24:12.601

DIFF = Difference To Personal Best Lap, P = In Pit Lane, D = Time Disallowed

4 -	59.949 (1)	81.06		10:25:12.550
5 -	1:01.362	79.20	1.413	10:26:13.912
6 -	1:01.273 (2)	79.31	1.324	10:27:15.185
7 -	1:01.426	79.11	1.477	10:28:16.611
8 -	1:01.947	78.45	1.998	10:29:18.558
9 -	1:02.744	77.45	2.795	10:30:21.302
10 -	1:04.596	75.23	4.647	10:31:25.898
11 -	1:07.436	72.06	7.487	10:32:33.334
12 -	1:05.725	73.94	5.776	10:33:39.059
13 -	1:06.791	72.76	6.842	10:34:45.850
14 -	1:08.862	70.57	8.913	10:35:54.712
15 -	1:09.978	69.45	10.029	10:37:04.690

P8 7 Duncan RABAGLIATI				
LAP	LAP TIME	MPH	DIFF	TIME OF DAY
1 -	1:17.504	62.70	13.547	10:22:14.982
2 -	1:04.021 (2)	75.91	0.064	10:23:19.003
3 -	1:04.356	75.51	0.399	10:24:23.359
4 -	1:04.660	75.16	0.703	10:25:28.019
5 -	1:04.078 (3)	75.84	0.121	10:26:32.097
6 -	1:05.075	74.68	1.118	10:27:37.172
7 -	1:04.386	75.48	0.429	10:28:41.558
8 -	1:04.501	75.34	0.544	10:29:46.059
9 -	1:05.783	73.87	1.826	10:30:51.842
10 -	1:04.692	75.12	0.735	10:31:56.534
11 -	1:04.668	75.15	0.711	10:33:01.202
12 -	1:05.489	74.21	1.532	10:34:06.691
13 -	1:04.604	75.22	0.647	10:35:11.295
14 -	1:04.486	75.36	0.529	10:36:15.781
15 -	1:03.957 (1)	75.98		10:37:19.738

P9 24 Adrian STEVENS				
LAP	LAP TIME	MPH	DIFF	TIME OF DAY
1 -	1:24.455	57.54	22.600	10:22:21.933
2 -	1:06.485	73.09	4.630	10:23:28.418
3 -	1:07.167	72.35	5.312	10:24:35.585
4 -	1:07.524	71.97	5.669	10:25:43.109
5 -	1:05.765	73.89	3.910	10:26:48.874
6 -	1:07.964	71.50	6.109	10:27:56.838
7 -	1:05.213	74.52	3.358	10:29:02.051
8 -	1:04.391	75.47	2.536	10:30:06.442
9 -	1:05.665	74.01	3.810	10:31:12.107
10 -	1:05.090	74.66	3.235	10:32:17.197
11 -	1:03.332	76.73	1.477	10:33:20.529
12 -	1:03.127	76.98	1.272	10:34:23.656
13 -	1:02.203 (2)	78.13	0.348	10:35:25.859
14 -	1:01.855 (1)	78.57		10:36:27.714
15 -	1:02.352 (3)	77.94	0.497	10:37:30.066

P10 103 Bob THOMAS				
LAP	LAP TIME	MPH	DIFF	TIME OF DAY
1 -	1:27.228	55.71	19.337	10:22:24.706
2 -	1:10.635	68.80	2.744	10:23:35.341
3 -	1:09.626	69.80	1.735	10:24:44.967
4 -	1:10.985	68.46	3.094	10:25:55.952
5 -	1:09.256	70.17	1.365	10:27:05.208
6 -	1:09.763	69.66	1.872	10:28:14.971
7 -	1:09.060	70.37	1.169	10:29:24.031
8 -	1:08.614 (2)	70.83	0.723	10:30:32.645
9 -	1:12.294	67.22	4.403	10:31:44.939
10 -	1:08.741 (3)	70.70	0.850	10:32:53.680
11 -	1:08.963	70.47	1.072	10:34:02.643
12 -	1:10.506	68.93	2.615	10:35:13.149

Classic and Modern Motorsport Festival - Mallory Park - 23/24 May 2026

FJHRA Historic Formula Junior Championship - Group 1

RACE 3 - LAP ANALYSIS

DIFF = Difference To Personal Best Lap, P = In Pit Lane, D = Time Disallowed

13 - 1:08.900 70.53 1.009 10:36:22.049
14 - **1:07.891 (1)** **71.58** **10:37:29.940**

P11 11 Nick TAYLOR				
LAP	LAP TIME	MPH	DIFF	TIME OF DAY
1 -	1:04.247	75.64	7.394	10:22:01.725
2 -	57.432	84.62	0.579	10:22:59.157
3 -	57.030	85.21	0.177	10:23:56.187
4 -	56.853 (1)	85.48		10:24:53.040
5 -	57.309	84.80	0.456	10:25:50.349
6 -	56.924 (3)	85.37	0.071	10:26:47.273
7 -	56.903 (2)	85.40	0.050	10:27:44.176
8 -	57.165	85.01	0.312	10:28:41.341
9 -	57.487	84.54	0.634	10:29:38.828

P12 6 Mark RUSSELL				
LAP	LAP TIME	MPH	DIFF	TIME OF DAY
1 -	1:09.596	69.83	8.355	10:22:07.074
2 -	1:01.241 (1)	79.35		10:23:08.315
3 -	1:02.983 (2)	77.16	1.742	10:24:11.298
4 -	1:05.659 (3)	74.01	4.418	10:25:16.957

P13 45 Duncan ROSS				
LAP	LAP TIME	MPH	DIFF	TIME OF DAY
1 -	1:02.814 (2)	77.37	3.117	10:22:00.292
2 -	59.697 (1)	81.41		10:22:59.989

P14 25 Bernard BROCK				
LAP	LAP TIME	MPH	DIFF	TIME OF DAY
1 -	1:30.505 (2)	53.69	3.475	10:22:27.983
2 -	1:27.030 (1)	55.84		10:23:55.013

Classic and Modern Motorsport Festival - Mallory Park - 23/24 May 2026

FJHRA Historic Formula Junior Championship - Group 1

RACE 3 - STATISTICS

Competitors Started	14
Planned Start	2026-05-24 @ 10:00:00.000
Actual Start	2026-05-24 @ 10:20:57.477
Finish Time	2026-05-24 @ 10:36:34.540
Track Length	1.3500mi.
Total Laps	175
Total Distance Covered	236.2500mi.

Session Fastest Lap History

NO	CL	NAME	LAP TIME	TIME OF DAY	LAP	VEHICLE
140	C2	Keith PICKERING	1:02.070	10:21:59.549	1	Britannia FJ
140	C2	Keith PICKERING	57.143	10:22:56.691	2	Britannia FJ
23	B2	Adrian RUSSELL	56.590	10:22:57.302	2	Condor S II
140	C2	Keith PICKERING	55.721	10:23:52.412	3	Britannia FJ
23	B2	Adrian RUSSELL	55.371	10:23:52.674	3	Condor S II
140	C2	Keith PICKERING	55.223	10:24:47.635	4	Britannia FJ
140	C2	Keith PICKERING	55.001	10:25:42.636	5	Britannia FJ
23	B2	Adrian RUSSELL	54.302	10:25:42.827	5	Condor S II
23	B2	Adrian RUSSELL	53.309	10:26:36.136	6	Condor S II

Session Leader History

NO	CL	NAME	FROM LAP	LAPS LED	DISTANCE	VEHICLE
140	C2	Keith PICKERING	1	5	6.75 miles	Britannia FJ
23	B2	Adrian RUSSELL	6	12	16.20 miles	Condor S II

Flag History

TYPE	TIME OF DAY
GREEN	10:20:57.477
FINISH	10:36:34.540

Flag Statistics

TYPE	COUNT	TOTAL LAPS	TOTAL TIME
Green	1	17	16:40.017
Red	0	0	0.000
Safety Car	0	0	0.000
FCY	0	0	0.000

Classic and Modern Motorsport Festival - Mallory Park - 23/24 May 2026

FJHRA Historic Formula Junior Championship - Group 1

RACE 3 - STATISTICS

CLASS : A

1 Starters

Fastest Lap History

NO	NAME	LAP TIME	TIME OF DAY	LAP	VEHICLE
24	Adrian STEVENS	1:24.455	10:22:21.929	1	Hillwood FJ
24	Adrian STEVENS	1:06.485	10:23:28.412	2	Hillwood FJ
24	Adrian STEVENS	1:05.765	10:26:48.872	5	Hillwood FJ
24	Adrian STEVENS	1:05.213	10:29:02.048	7	Hillwood FJ
24	Adrian STEVENS	1:04.391	10:30:06.437	8	Hillwood FJ
24	Adrian STEVENS	1:03.332	10:33:20.524	11	Hillwood FJ
24	Adrian STEVENS	1:03.127	10:34:23.651	12	Hillwood FJ
24	Adrian STEVENS	1:02.203	10:35:25.855	13	Hillwood FJ
24	Adrian STEVENS	1:01.855	10:36:27.709	14	Hillwood FJ

Leader History

NO	NAME	FROM LAP	LAPS LED	DISTANCE	VEHICLE
24	Adrian STEVENS	1	15	20.25 miles	Hillwood FJ

Classic and Modern Motorsport Festival - Mallory Park - 23/24 May 2026

FJHRA Historic Formula Junior Championship - Group 1

RACE 3 - STATISTICS

CLASS : B1

2 Starters

Fastest Lap History

NO	NAME	LAP TIME	TIME OF DAY	LAP	VEHICLE
6	Mark RUSSELL	1:09.596	10:22:07.083	1	Gemini Mk II
6	Mark RUSSELL	1:01.241	10:23:08.315	2	Gemini Mk II

Leader History

NO	NAME	FROM LAP	LAPS LED	DISTANCE	VEHICLE
6	Mark RUSSELL	1	4	5.40 miles	Gemini Mk II

Classic and Modern Motorsport Festival - Mallory Park - 23/24 May 2026

FJHRA Historic Formula Junior Championship - Group 1

RACE 3 - STATISTICS

CLASS : B2

7 Starters

Fastest Lap History

NO	NAME	LAP TIME	TIME OF DAY	LAP	VEHICLE
23	Adrian RUSSELL	1:03.226	10:22:00.712	1	Condor S II
23	Adrian RUSSELL	56.590	10:22:57.302	2	Condor S II
23	Adrian RUSSELL	55.371	10:23:52.674	3	Condor S II
23	Adrian RUSSELL	54.302	10:25:42.827	5	Condor S II
23	Adrian RUSSELL	53.309	10:26:36.136	6	Condor S II

Leader History

NO	NAME	FROM LAP	LAPS LED	DISTANCE	VEHICLE
23	Adrian RUSSELL	1	17	22.95 miles	Condor S II

Classic and Modern Motorsport Festival - Mallory Park - 23/24 May 2026

FJHRA Historic Formula Junior Championship - Group 1

RACE 3 - STATISTICS

CLASS : C2

4 Starters

Fastest Lap History

NO	NAME	LAP TIME	TIME OF DAY	LAP	VEHICLE
140	Keith PICKERING	1:02.070	10:21:59.549	1	Britannia FJ
140	Keith PICKERING	57.143	10:22:56.691	2	Britannia FJ
140	Keith PICKERING	55.721	10:23:52.412	3	Britannia FJ
140	Keith PICKERING	55.223	10:24:47.635	4	Britannia FJ
140	Keith PICKERING	55.001	10:25:42.636	5	Britannia FJ
140	Keith PICKERING	54.434	10:26:37.071	6	Britannia FJ

Leader History

NO	NAME	FROM LAP	LAPS LED	DISTANCE	VEHICLE
140	Keith PICKERING	1	17	22.95 miles	Britannia FJ

Classic and Modern Motorsport Festival - Mallory Park - 23/24 May 2026

FJHRA Historic Formula Junior Championship - Group 1

RACE 9 - CLASSIFICATION

Race Distance: 16 Laps / 21.60 miles

POS	NO	CL	PIC	NAME	ENTRY	LAPS	TIME	GAP	DIFF	MPH	BEST	ON
1	140	C2	1	Keith PICKERING	Britannia FJ	16	15:06.863			85.74	55.180	3
2	11	B2	1	Nick TAYLOR	Elva 100	16	15:11.403	4.540	4.540	85.31	56.026	15
3	30	C2	2	Trevor GRIFFITHS	Emeryson FJ	16	15:36.310	29.447	24.907	83.04	56.761	2
4	3	B2	2	Justin FLEMING	Lola Mk 2	16	15:48.140	41.277	11.830	82.01	57.584	12
5	138	B2	3	Neil HODGES	Gemini Mk II	16	15:56.370	49.507	8.230	81.30	57.661	14
6	99	B2	4	Simon JONES	Elva 100	16	15:57.434	50.571	1.064	81.21	58.156	11
7	24	A	1	Adrian STEVENS	Hillwood FJ	15	15:32.511	1 Lap	1 Lap	78.17	59.762	14
8	7	B2	5	Duncan RABAGLIATI	Alexis HF1	15	16:06.769	1 Lap	34.258	75.40	1:02.995	4
9	103	B2	6	Bob THOMAS	Lola Mk 2	14	16:00.852	2 Laps	1 Lap	70.81	1:04.888	10
10	25	B1	1	Bernard BROCK	Elva 100 CG	13	16:06.118	3 Laps	1 Lap	65.39	1:09.852	11

NOT CLASSIFIED

DNF	33	C2		Giuseppe FELET	Elva 200	8	9:35.315	8 Laps	5 Laps	67.58	1:03.921	2
DNF	23	B2		Adrian RUSSELL	Condor S II	0						

NOT STARTED

NS	6	B1		Mark RUSSELL	Gemini Mk II							
NS	38	C2		Gary THOMAS	Kieft FJ							
NS	123	B2		Andrea GUARINO	Elva 100							
NS	132	B1		Taff SMITH	BMC Mk1							

FASTEST LAP

140	C2			Keith PICKERING	Britannia FJ	3	55.180		88.07 mph		141.74 kph	
11	B2			Nick TAYLOR	Elva 100	15	56.026		86.74 mph		139.60 kph	
24	A			Adrian STEVENS	Hillwood FJ	14	59.762		81.32 mph		130.87 kph	
25	B1			Bernard BROCK	Elva 100 CG	11	1:09.852		69.57 mph		111.97 kph	

Weather / Track : Bright / Dry

These results are provisional until the conclusion of any judicial and technical matters.

Date: 24/05/2026 Start: 12:12 Finish: 12:27

Mallory Park: 1.3500 miles

Clerk Of Course: Mike Heath

Timekeeper: Peter Knight



Classic and Modern Motorsport Festival - Mallory Park - 23/24 May 2026

FJHRA Historic Formula Junior Championship - Group 1

RACE 9 - LAP CHART

LAP 1 @ 12:13:22.784			LAP 2 @ 12:14:18.150			LAP 3 @ 12:15:13.330			LAP 4 @ 12:16:08.699			LAP 5 @ 12:17:04.634		
NO	BEHIND	LAP TIME	NO	BEHIND	LAP TIME	NO	BEHIND	LAP TIME	NO	BEHIND	LAP TIME	NO	BEHIND	LAP TIME
140		1:00.211	140		55.366	140		55.180	140		55.369	140		55.935
11	2.294	1:02.505	11	3.485	56.557	11	4.405	56.100	11	5.472	56.436	33	1 Lap	1:13.834
30	3.802	1:04.013	30	5.197	56.761	30	6.894	56.877	30	10.654	59.129	11	6.247	56.710
3	5.900	1:06.111	3	9.101	58.567	3	13.214	59.293	25	1 Lap	1:14.782	103	1 Lap	1:08.956
99	8.566	1:08.777	99	13.584	1:00.384	138	17.995	59.452	3	16.200	58.355	30	12.728	58.009
138	10.114	1:10.325	138	13.723	58.975	99	18.455	1:00.051	138	22.438	59.812	3	19.252	58.987
7	12.906	1:13.117	24	20.559	1:02.929	24	27.198	1:01.819	99	23.364	1:00.278	138	26.556	1:00.053
24	12.996	1:13.207	7	21.955	1:04.415	7	29.816	1:03.041	24	34.124	1:02.295	99	27.284	59.855
33	17.575	1:17.786	33	26.130	1:03.921	33	41.886	1:10.936	7	37.442	1:02.995	25	1 Lap	1:13.360
103	22.041	1:22.252	103	35.426	1:08.751	103	48.951	1:08.705				24	39.893	1:01.704
25	30.614	1:30.825	25	51.151	1:15.903							7	44.757	1:03.250

Classic and Modern Motorsport Festival - Mallory Park - 23/24 May 2026

FJHRA Historic Formula Junior Championship - Group 1

RACE 9 - LAP CHART

LAP 6 @ 12:18:00.626			LAP 7 @ 12:18:56.576			LAP 8 @ 12:19:53.240			LAP 9 @ 12:20:49.393			LAP 10 @ 12:21:46.914		
NO	BEHIND	LAP TIME	NO	BEHIND	LAP TIME	NO	BEHIND	LAP TIME	NO	BEHIND	LAP TIME	NO	BEHIND	LAP TIME
140		55.992	140		55.950	140		56.664	140		56.153	140		57.521
11	7.650	57.395	11	8.365	56.665	7	1 Lap	1:04.834	24	1 Lap	1:01.242	24	1 Lap	1:00.000
30	17.333	1:00.597	30	18.914	57.531	11	8.491	56.790	11	9.472	57.134	11	8.854	56.903
33	1 Lap	1:11.207	3	26.661	1:00.098	25	2 Laps	1:13.891	7	1 Lap	1:04.511	33	2 Laps	1:11.435
103	1 Lap	1:09.592	138	32.964	59.602	30	19.390	57.140	30	23.456	1:00.219	7	1 Lap	1:03.970
3	22.513	59.253	103	1 Lap	1:09.209	3	28.688	58.691	25	2 Laps	1:12.437	30	23.578	57.643
138	29.312	58.748	99	33.557	59.564	138	35.113	58.813	3	30.821	58.286	3	31.460	58.160
99	29.943	58.651	33	1 Lap	1:13.322	99	35.964	59.071	138	37.681	58.721	138	40.513	1:00.353
24	46.590	1:02.689	24	52.745	1:02.105	103	1 Lap	1:05.543	99	38.157	58.346	99	41.884	1:01.248
25	1 Lap	1:13.110				33	1 Lap	1:12.874	103	1 Lap	1:06.087	25	2 Laps	1:14.512
7	52.112	1:03.347												

Classic and Modern Motorsport Festival - Mallory Park - 23/24 May 2026

FJHRA Historic Formula Junior Championship - Group 1

RACE 9 - LAP CHART

LAP 11 @ 12:22:44.400			LAP 12 @ 12:23:41.846			LAP 13 @ 12:24:38.946			LAP 14 @ 12:25:35.757			LAP 15 @ 12:26:33.003		
NO	BEHIND	LAP TIME	NO	BEHIND	LAP TIME	NO	BEHIND	LAP TIME	NO	BEHIND	LAP TIME	NO	BEHIND	LAP TIME
140		57.486	140		57.446	140		57.100	140		56.811	140		57.246
103	2 Laps	1:07.896	25	3 Laps	1:11.479	11	6.448	56.342	11	6.068	56.431	11	4.848	56.026
24	1 Lap	1:00.167	11	7.206	56.913	24	1 Lap	1:01.374	24	1 Lap	1:00.599	24	1 Lap	59.762
11	7.739	56.371	24	1 Lap	1:01.394	25	3 Laps	1:11.394	30	26.297	58.260	30	27.683	58.632
30	24.216	58.124	103	2 Laps	1:04.888	103	2 Laps	1:05.003	25	3 Laps	1:09.852	3	39.754	1:02.068
7	1 Lap	1:04.015	30	23.835	57.065	30	24.848	58.113	103	2 Laps	1:06.041	103	2 Laps	1:09.859
3	31.975	58.001	7	1 Lap	1:03.450	3	33.181	58.168	3	34.932	58.562	25	3 Laps	1:13.621
138	42.029	59.002	3	32.113	57.584	7	1 Lap	1:03.672	138	45.644	57.661	138	46.697	58.299
99	42.554	58.156	138	43.646	59.063	138	44.794	58.248	7	1 Lap	1:04.254	99	47.912	58.286
			99	43.655	58.547	99	44.803	58.248	99	46.872	58.880	7	1 Lap	1:04.142

Classic and Modern Motorsport Festival - Mallory Park - 23/24 May 2026

FJHRA Historic Formula Junior Championship - Group 1

RACE 9 - LAP CHART

LAP 16 @ 12:27:29.436

NO	BEHIND	LAP TIME
140		56.433
11	4.540	56.125
24	1 Lap	1:01.225
30	29.447	58.197
3	41.277	57.956
138	49.507	59.243
99	50.571	59.092
103	2 Laps	1:08.070
25	3 Laps	1:10.952
7	1 Lap	1:03.756

Classic and Modern Motorsport Festival - Mallory Park - 23/24 May 2026

FJHRA Historic Formula Junior Championship - Group 1

RACE 9 - POSITION CHART

No	Name	Lap Pos	Lap															
			1	2	3	4	5	6	7	8	9	10	11	12	13	14	15	16
24	STEVENS	1	140	140	140	140	140	140	140	140	140	140	140	140	140	140	140	140
6	RUSSELL	2	11	11	11	11	11	11	11	11	11	11	11	11	11	11	11	11
25	BROCK	3	30	30	30	30	30	30	30	30	30	30	30	30	30	30	30	30
132	SMITH	4	3	3	3	3	3	3	3	3	3	3	3	3	3	3	3	3
3	FLEMING	5	99	99	138	138	138	138	138	138	138	138	138	138	138	138	138	138
7	RABAGLIATI	6	138	138	99	99	99	99	99	99	99	99	99	99	99	99	99	99
11	TAYLOR	7	7	24	24	24	24	24	24	24	24	24	24	24	24	24	24	24
23	RUSSELL	8	24	7	7	7	7	7	7	7	7	7	7	7	7	7	7	7
99	JONES	9	33	33	33	33	33	103	103	103	103	103	103	103	103	103	103	103
103	THOMAS	10	103	103	103	103	103	33	33	33	25	25	25	25	25	25	25	25
138	HODGES	11	25	25	25	25	25	25	25	25	25	25	25	25	25	25	25	25
123	GUARINO	12																
30	GRIFFITHS	13																
33	FELET	14																
38	THOMAS	15																
140	PICKERING	16																

Classic and Modern Motorsport Festival - Mallory Park - 23/24 May 2026

FJHRA Historic Formula Junior Championship - Group 1

RACE 9 - LAP ANALYSIS

DIFF = Difference To Personal Best Lap, P = In Pit Lane, D = Time Disallowed

P1 140 Keith PICKERING				
LAP	LAP TIME	MPH	DIFF	TIME OF DAY
1 -	1:00.211	80.71	5.031	12:13:22.784
2 -	55.366 (2)	87.77	0.186	12:14:18.150
3 -	55.180 (1)	88.07		12:15:13.330
4 -	55.369 (3)	87.77	0.189	12:16:08.699
5 -	55.935	86.88	0.755	12:17:04.634
6 -	55.992	86.79	0.812	12:18:00.626
7 -	55.950	86.86	0.770	12:18:56.576
8 -	56.664	85.76	1.484	12:19:53.240
9 -	56.153	86.54	0.973	12:20:49.393
10 -	57.521	84.49	2.341	12:21:46.914
11 -	57.486	84.54	2.306	12:22:44.400
12 -	57.446	84.60	2.266	12:23:41.846
13 -	57.100	85.11	1.920	12:24:38.946
14 -	56.811	85.54	1.631	12:25:35.757
15 -	57.246	84.89	2.066	12:26:33.003
16 -	56.433	86.11	1.253	12:27:29.436

P2 11 Nick TAYLOR				
LAP	LAP TIME	MPH	DIFF	TIME OF DAY
1 -	1:02.505	77.75	6.479	12:13:25.078
2 -	56.557	85.93	0.531	12:14:21.635
3 -	56.100 (2)	86.63	0.074	12:15:17.735
4 -	56.436	86.11	0.410	12:16:14.171
5 -	56.710	85.69	0.684	12:17:10.881
6 -	57.395	84.67	1.369	12:18:08.276
7 -	56.665	85.76	0.639	12:19:04.941
8 -	56.790	85.57	0.764	12:20:01.731
9 -	57.134	85.06	1.108	12:20:58.865
10 -	56.903	85.40	0.877	12:21:55.768
11 -	56.371	86.21	0.345	12:22:52.139
12 -	56.913	85.39	0.887	12:23:49.052
13 -	56.342	86.25	0.316	12:24:45.394
14 -	56.431	86.12	0.405	12:25:41.825
15 -	56.026 (1)	86.74		12:26:37.851
16 -	56.125 (3)	86.59	0.099	12:27:33.976

P3 30 Trevor GRIFFITHS				
LAP	LAP TIME	MPH	DIFF	TIME OF DAY
1 -	1:04.013	75.92	7.252	12:13:26.586
2 -	56.761 (1)	85.62		12:14:23.347
3 -	56.877 (2)	85.44	0.116	12:15:20.224
4 -	59.129	82.19	2.368	12:16:19.353
5 -	58.009	83.78	1.248	12:17:17.362
6 -	1:00.597	80.20	3.836	12:18:17.959
7 -	57.531	84.47	0.770	12:19:15.490
8 -	57.140	85.05	0.379	12:20:12.630
9 -	1:00.219	80.70	3.458	12:21:12.849
10 -	57.643	84.31	0.882	12:22:10.492
11 -	58.124	83.61	1.363	12:23:08.616
12 -	57.065 (3)	85.16	0.304	12:24:05.681
13 -	58.113	83.63	1.352	12:25:03.794
14 -	58.260	83.41	1.499	12:26:02.054
15 -	58.632	82.88	1.871	12:27:00.686
16 -	58.197	83.50	1.436	12:27:58.883

P4 3 Justin FLEMING				
LAP	LAP TIME	MPH	DIFF	TIME OF DAY
1 -	1:06.111	73.51	8.527	12:13:28.684
2 -	58.567	82.98	0.983	12:14:27.251
3 -	59.293	81.96	1.709	12:15:26.544

DIFF = Difference To Personal Best Lap, P = In Pit Lane, D = Time Disallowed

4 -	58.355	83.28	0.771	12:16:24.899
5 -	58.987	82.39	1.403	12:17:23.886
6 -	59.253	82.02	1.669	12:18:23.139
7 -	1:00.098	80.86	2.514	12:19:23.237
8 -	58.691	82.80	1.107	12:20:21.928
9 -	58.286	83.38	0.702	12:21:20.214
10 -	58.160	83.56	0.576	12:22:18.374
11 -	58.001 (3)	83.79	0.417	12:23:16.375
12 -	57.584 (1)	84.39		12:24:13.959
13 -	58.168	83.55	0.584	12:25:12.127
14 -	58.562	82.98	0.978	12:26:10.689
15 -	1:02.068	78.30	4.484	12:27:12.757
16 -	57.956 (2)	83.85	0.372	12:28:10.713

P5 138 Neil HODGES				
LAP	LAP TIME	MPH	DIFF	TIME OF DAY
1 -	1:10.325	69.10	12.664	12:13:32.898
2 -	58.975	82.40	1.314	12:14:31.873
3 -	59.452	81.74	1.791	12:15:31.325
4 -	59.812	81.25	2.151	12:16:31.137
5 -	1:00.053	80.92	2.392	12:17:31.190
6 -	58.748	82.72	1.087	12:18:29.938
7 -	59.602	81.54	1.941	12:19:29.540
8 -	58.813	82.63	1.152	12:20:28.353
9 -	58.721	82.76	1.060	12:21:27.074
10 -	1:00.353	80.52	2.692	12:22:27.427
11 -	59.002	82.37	1.341	12:23:26.429
12 -	59.063	82.28	1.402	12:24:25.492
13 -	58.248 (2)	83.43	0.587	12:25:23.740
14 -	57.661 (1)	84.28		12:26:21.401
15 -	58.299 (3)	83.36	0.638	12:27:19.700
16 -	59.243	82.03	1.582	12:28:18.943

P6 99 Simon JONES				
LAP	LAP TIME	MPH	DIFF	TIME OF DAY
1 -	1:08.777	70.66	10.621	12:13:31.350
2 -	1:00.384	80.48	2.228	12:14:31.734
3 -	1:00.051	80.93	1.895	12:15:31.785
4 -	1:00.278	80.62	2.122	12:16:32.063
5 -	59.855	81.19	1.699	12:17:31.918
6 -	58.651	82.86	0.495	12:18:30.569
7 -	59.564	81.59	1.408	12:19:30.133
8 -	59.071	82.27	0.915	12:20:29.204
9 -	58.346	83.29	0.190	12:21:27.550
10 -	1:01.248	79.34	3.092	12:22:28.798
11 -	58.156 (1)	83.56		12:23:26.954
12 -	58.547	83.01	0.391	12:24:25.501
13 -	58.248 (2)	83.43	0.092	12:25:23.749
14 -	58.880	82.54	0.724	12:26:22.629
15 -	58.286 (3)	83.38	0.130	12:27:20.915
16 -	59.092	82.24	0.936	12:28:20.007

P7 24 Adrian STEVENS				
LAP	LAP TIME	MPH	DIFF	TIME OF DAY
1 -	1:13.207	66.38	13.445	12:13:35.780
2 -	1:02.929	77.22	3.167	12:14:38.709
3 -	1:01.819	78.61	2.057	12:15:40.528
4 -	1:02.295	78.01	2.533	12:16:42.823
5 -	1:01.704	78.76	1.942	12:17:44.527
6 -	1:02.689	77.52	2.927	12:18:47.216
7 -	1:02.105	78.25	2.343	12:19:49.321
8 -	1:01.242	79.35	1.480	12:20:50.563
9 -	1:00.000 (2)	81.00	0.238	12:21:50.563

Classic and Modern Motorsport Festival - Mallory Park - 23/24 May 2026

FJHRA Historic Formula Junior Championship - Group 1

RACE 9 - LAP ANALYSIS

DIFF = Difference To Personal Best Lap, P = In Pit Lane, D = Time Disallowed

10 -	1:00.167 (3)	80.77	0.405	12:22:50.730
11 -	1:01.394	79.16	1.632	12:23:52.124
12 -	1:01.374	79.18	1.612	12:24:53.498
13 -	1:00.599	80.19	0.837	12:25:54.097
14 -	59.762 (1)	81.32		12:26:53.859
15 -	1:01.225	79.37	1.463	12:27:55.084

DIFF = Difference To Personal Best Lap, P = In Pit Lane, D = Time Disallowed

3 -	1:10.936 (2)	68.51	7.015	12:15:55.216
4 -	1:13.834	65.82	9.913	12:17:09.050
5 -	1:11.207 (3)	68.25	7.286	12:18:20.257
6 -	1:13.322	66.28	9.401	12:19:33.579
7 -	1:12.874	66.69	8.953	12:20:46.453
8 -	1:11.435	68.03	7.514	12:21:57.888

P8 7 Duncan RABAGLIATI				
LAP	LAP TIME	MPH	DIFF	TIME OF DAY

1 -	1:13.117	66.46	10.122	12:13:35.690
2 -	1:04.415	75.44	1.420	12:14:40.105
3 -	1:03.041 (2)	77.09	0.046	12:15:43.146
4 -	1:02.995 (1)	77.14		12:16:46.141
5 -	1:03.250 (3)	76.83	0.255	12:17:49.391
6 -	1:03.347	76.72	0.352	12:18:52.738
7 -	1:04.834	74.96	1.839	12:19:57.572
8 -	1:04.511	75.33	1.516	12:21:02.083
9 -	1:03.970	75.97	0.975	12:22:06.053
10 -	1:04.015	75.91	1.020	12:23:10.068
11 -	1:03.450	76.59	0.455	12:24:13.518
12 -	1:03.672	76.32	0.677	12:25:17.190
13 -	1:04.254	75.63	1.259	12:26:21.444
14 -	1:04.142	75.76	1.147	12:27:25.586
15 -	1:03.756	76.22	0.761	12:28:29.342

P9 103 Bob THOMAS				
LAP	LAP TIME	MPH	DIFF	TIME OF DAY

1 -	1:22.252	59.08	17.364	12:13:44.825
2 -	1:08.751	70.68	3.863	12:14:53.576
3 -	1:08.705	70.73	3.817	12:16:02.281
4 -	1:08.956	70.47	4.068	12:17:11.237
5 -	1:09.592	69.83	4.704	12:18:20.829
6 -	1:09.209	70.22	4.321	12:19:30.038
7 -	1:05.543 (3)	74.14	0.655	12:20:35.581
8 -	1:06.087	73.53	1.199	12:21:41.668
9 -	1:07.896	71.58	3.008	12:22:49.564
10 -	1:04.888 (1)	74.89		12:23:54.452
11 -	1:05.003 (2)	74.76	0.115	12:24:59.455
12 -	1:06.041	73.59	1.153	12:26:05.496
13 -	1:09.859	69.56	4.971	12:27:15.355
14 -	1:08.070	71.39	3.182	12:28:23.425

P10 25 Bernard BROCK				
LAP	LAP TIME	MPH	DIFF	TIME OF DAY

1 -	1:30.825	53.50	20.973	12:13:53.398
2 -	1:15.903	64.02	6.051	12:15:09.301
3 -	1:14.782	64.98	4.930	12:16:24.083
4 -	1:13.360	66.24	3.508	12:17:37.443
5 -	1:13.110	66.47	3.258	12:18:50.553
6 -	1:13.891	65.77	4.039	12:20:04.444
7 -	1:12.437	67.09	2.585	12:21:16.881
8 -	1:14.512	65.22	4.660	12:22:31.393
9 -	1:11.479	67.99	1.627	12:23:42.872
10 -	1:11.394 (3)	68.07	1.542	12:24:54.266
11 -	1:09.852 (1)	69.57		12:26:04.118
12 -	1:13.621	66.01	3.769	12:27:17.739
13 -	1:10.952 (2)	68.49	1.100	12:28:28.691

P11 33 Giuseppe FELET				
LAP	LAP TIME	MPH	DIFF	TIME OF DAY

1 -	1:17.786	62.47	13.865	12:13:40.359
2 -	1:03.921 (1)	76.03		12:14:44.280

Classic and Modern Motorsport Festival - Mallory Park - 23/24 May 2026

FJHRA Historic Formula Junior Championship - Group 1

RACE 9 - STATISTICS

Competitors Started 11
Planned Start 2026-05-24 @ 11:50:00.000
Actual Start 2026-05-24 @ 12:12:22.572
Finish Time 2026-05-24 @ 12:27:28.415
Track Length 1.3500mi.
Total Laps 161
Total Distance Covered 217.3500mi.

Session Fastest Lap History

NO	CL	NAME	LAP TIME	TIME OF DAY	LAP	VEHICLE
140	C2	Keith PICKERING	1:00.211	12:13:22.784	1	Britannia FJ
140	C2	Keith PICKERING	55.366	12:14:18.150	2	Britannia FJ
140	C2	Keith PICKERING	55.180	12:15:13.330	3	Britannia FJ

Session Leader History

NO	CL	NAME	FROM LAP	LAPS LED	DISTANCE	VEHICLE
140	C2	Keith PICKERING	1	16	21.60 miles	Britannia FJ

Flag History

TYPE	TIME OF DAY
GREEN	12:12:22.572
FINISH	12:27:28.415

Flag Statistics

TYPE	COUNT	TOTAL LAPS	TOTAL TIME
Green	1	16	16:43.731
Red	0	0	0.000
Safety Car	0	0	0.000
FCY	0	0	0.000

Classic and Modern Motorsport Festival - Mallory Park - 23/24 May 2026

FJHRA Historic Formula Junior Championship - Group 1

RACE 9 - STATISTICS

CLASS : A

1 Starters

Fastest Lap History

NO	NAME	LAP TIME	TIME OF DAY	LAP	VEHICLE
24	Adrian STEVENS	1:13.207	12:13:35.780	1	Hillwood FJ
24	Adrian STEVENS	1:02.929	12:14:38.706	2	Hillwood FJ
24	Adrian STEVENS	1:01.819	12:15:40.525	3	Hillwood FJ
24	Adrian STEVENS	1:01.704	12:17:44.519	5	Hillwood FJ
24	Adrian STEVENS	1:01.242	12:20:50.555	8	Hillwood FJ
24	Adrian STEVENS	1:00.000	12:21:50.558	9	Hillwood FJ
24	Adrian STEVENS	59.762	12:26:53.854	14	Hillwood FJ

Leader History

NO	NAME	FROM LAP	LAPS LED	DISTANCE	VEHICLE
24	Adrian STEVENS	1	15	20.25 miles	Hillwood FJ

Classic and Modern Motorsport Festival - Mallory Park - 23/24 May 2026

FJHRA Historic Formula Junior Championship - Group 1

RACE 9 - STATISTICS

CLASS : B1

1 Starters

Fastest Lap History

NO	NAME	LAP TIME	TIME OF DAY	LAP	VEHICLE
25	Bernard BROCK	1:30.825	12:13:53.435	1	Elva 100 CG
25	Bernard BROCK	1:15.903	12:15:09.337	2	Elva 100 CG
25	Bernard BROCK	1:14.782	12:16:24.118	3	Elva 100 CG
25	Bernard BROCK	1:13.360	12:17:37.478	4	Elva 100 CG
25	Bernard BROCK	1:13.110	12:18:50.590	5	Elva 100 CG
25	Bernard BROCK	1:12.437	12:21:16.916	7	Elva 100 CG
25	Bernard BROCK	1:11.479	12:23:42.907	9	Elva 100 CG
25	Bernard BROCK	1:11.394	12:24:54.301	10	Elva 100 CG
25	Bernard BROCK	1:09.852	12:26:04.155	11	Elva 100 CG

Leader History

NO	NAME	FROM LAP	LAPS LED	DISTANCE	VEHICLE
25	Bernard BROCK	1	13	17.55 miles	Elva 100 CG

Classic and Modern Motorsport Festival - Mallory Park - 23/24 May 2026

FJHRA Historic Formula Junior Championship - Group 1

RACE 9 - STATISTICS

CLASS : B2

6 Starters

Fastest Lap History

NO	NAME	LAP TIME	TIME OF DAY	LAP	VEHICLE
11	Nick TAYLOR	1:02.505	12:13:25.090	1	Elva 100
11	Nick TAYLOR	56.557	12:14:21.648	2	Elva 100
11	Nick TAYLOR	56.100	12:15:17.748	3	Elva 100
11	Nick TAYLOR	56.026	12:26:37.863	15	Elva 100

Leader History

NO	NAME	FROM LAP	LAPS LED	DISTANCE	VEHICLE
11	Nick TAYLOR	1	16	21.60 miles	Elva 100

Classic and Modern Motorsport Festival - Mallory Park - 23/24 May 2026

FJHRA Historic Formula Junior Championship - Group 1

RACE 9 - STATISTICS

CLASS : C2

3 Starters

Fastest Lap History

NO	NAME	LAP TIME	TIME OF DAY	LAP	VEHICLE
140	Keith PICKERING	1:00.211	12:13:22.784	1	Britannia FJ
140	Keith PICKERING	55.366	12:14:18.150	2	Britannia FJ
140	Keith PICKERING	55.180	12:15:13.330	3	Britannia FJ

Leader History

NO	NAME	FROM LAP	LAPS LED	DISTANCE	VEHICLE
140	Keith PICKERING	1	16	21.60 miles	Britannia FJ