

SILVERLINEC



FJHRA SILVERLINE HISTORIC FORMULA JUNIOR

Group 2

CMMC Classic and Modern Festival
Mallory Park
23rd / 24th May 2026



SPORTS TIMING

TIMING SOLUTIONS LTD

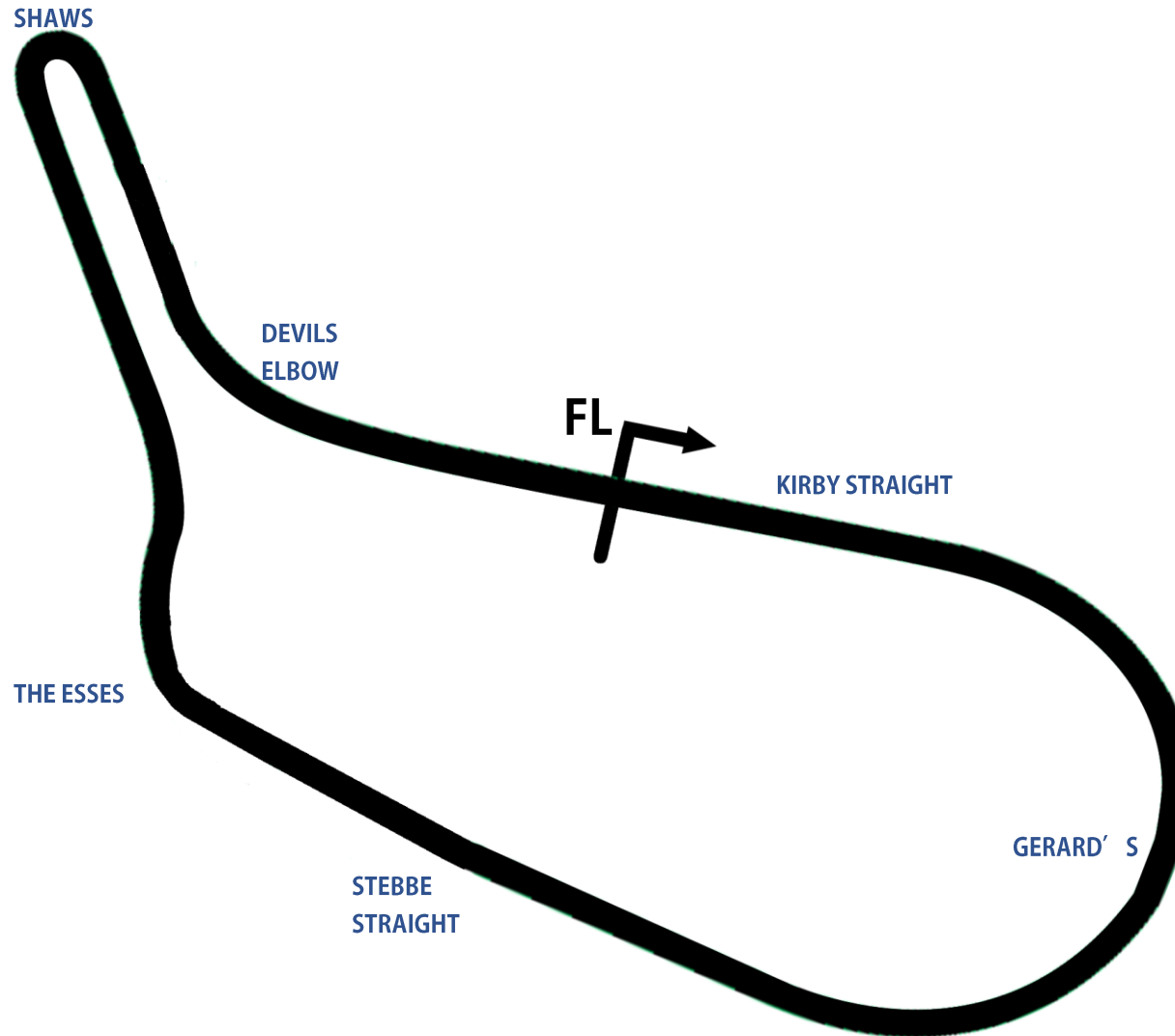
Timing & Results Provided by Timing Solutions Ltd

www.tsl-timing.com



Mallory Park Circuit

Kirby Mallory, Leicestershire, UK



Length	1.3900 miles 2.237 km 2237.0m	
FL	52.59867 N	1.33695 W

Classic and Modern Motorsport Festival - Mallory Park - 23/24 May 2026

FJHRA Historic Formula Junior Championship - Group 2

QUALIFYING - RACE 6 - CLASSIFICATION

POS	NO	CL	PIC	NAME	ENTRY	TIME	ON	LAPS	GAP	DIFF	MPH
1	90	E1	1	Rufus FLANN	Lotus 22	50.898	22	22			95.48
2	28	E1	2	Spencer SHINNER	Lola MK5A	51.551	15	17	0.653	0.653	94.27
3	144		1	Iain ROWLEY		51.928	10	15	1.030	0.377	93.59
4	171	D2	1	Nathan METCALFE	Lotus 20	51.939	12	22	1.041	0.011	93.57
5	39	D2	2	Nic CARLTON-SMITH	Lotus 20	52.002	20	21	1.104	0.063	93.45
6	150	D2	3	Paul BOULTON	Elfin 629	52.300	4	11	1.402	0.298	92.92
7	143	E1	3	Stuart MONUMENT	Lotus 22	52.308	16	21	1.410	0.008	92.91
8	17	E1	4	George DIFFEY	Lotus 20/22	52.492	13	14	1.594	0.184	92.58
9	61	D2	4	Oscar TREPESS	Lotus 20	53.016	15	16	2.118	0.524	91.67
10	124	E1	5	Paul CLARK	Lotus 20/22	54.681	18	20	3.783	1.665	88.87
11	81	E1	6	Ralph CARTER	Brabham BT2	55.307	13	13	4.409	0.626	87.87
12	65	E2	1	Richard FERRIS	Donford FJ	55.939	17	20	5.041	0.632	86.88
13	52	F	1	Kim SHEARN	Penny Ford F3	1:06.564	7	8	15.666	10.625	73.01

Weather / Track : Bright / Dry

These results are provisional until the conclusion of any judicial and technical matters.

Date: 23/05/2026 Start: 11:12 Finish: 11:32

Mallory Park: 1.3500 miles

Clerk Of Course:

Timekeeper: Peter Knight



Classic and Modern Motorsport Festival - Mallory Park - 23/24 May 2026

FJHRA Historic Formula Junior Championship - Group 2

QUALIFYING - RACE 6 - LAP ANALYSIS

DIFF = Difference To Personal Best Lap, P = In Pit Lane, D = Time Disallowed

P1 90 Rufus FLANN				
LAP	LAP TIME	MPH	DIFF	TIME OF DAY
1 -	55.029	88.31	4.131	11:14:54.104
2 -	54.638	88.94	3.740	11:15:48.742
3 -	52.577	92.43	1.679	11:16:41.319
4 -	52.443	92.67	1.545	11:17:33.762
5 -	53.171	91.40	2.273	11:18:26.933
6 -	52.419	92.71	1.521	11:19:19.352
7 -	52.715	92.19	1.817	11:20:12.067
8 -	52.789	92.06	1.891	11:21:04.856
9 -	52.780	92.08	1.882	11:21:57.636
10 -	53.064	91.58	2.166	11:22:50.700
11 -	51.622	94.14	0.724	11:23:42.322
12 -	51.499	94.37	0.601	11:24:33.821
13 -	54.064	89.89	3.166	11:25:27.885
14 -	51.319 (3)	94.70	0.421	11:26:19.204
15 -	51.209 (2)	94.90	0.311	11:27:10.413
16 -	53.054	91.60	2.156	11:28:03.467
17 -	51.801	93.82	0.903	11:28:55.268
18 -	51.668	94.06	0.770	11:29:46.936
19 -	51.377	94.59	0.479	11:30:38.313
20 -	52.124	93.23	1.226	11:31:30.437
21 -	51.743	93.92	0.845	11:32:22.180
22 -	50.898 (1)	95.48		11:33:13.078

P2 28 Spencer SHINNER				
LAP	LAP TIME	MPH	DIFF	TIME OF DAY
1 -	54.882	88.55	3.331	11:15:08.376
2 -	53.773	90.37	2.222	11:16:02.149
3 -	53.362	91.07	1.811	11:16:55.511
4 -	53.036	91.63	1.485	11:17:48.547
5 -	53.329	91.13	1.778	11:18:41.876
6 -	54.007	89.98	2.456	11:19:35.883
7 -	52.402	92.74	0.851	11:20:28.285
8 -	52.887	91.89	1.336	11:21:21.172
9 -	52.211	93.08	0.660	11:22:13.383
10 -	52.223	93.06	0.672	11:23:05.606
11 -	5:07.172	15.82	4:15.621	11:28:12.778
12 -	52.852	91.95	1.301	11:29:05.630
13 -	53.249	91.26	1.698	11:29:58.879
14 -	52.106 (3)	93.27	0.555	11:30:50.985
15 -	51.551 (1)	94.27		11:31:42.536
16 -	51.987 (2)	93.48	0.436	11:32:34.523
17 -	52.277	92.96	0.726	11:33:26.800

P3 144 Iain ROWLEY				
LAP	LAP TIME	MPH	DIFF	TIME OF DAY
1 -	55.695	87.26	3.767	11:15:06.957
2 -	54.583	89.03	2.655	11:16:01.540
3 -	53.513	90.81	1.585	11:16:55.053
4 -	53.107	91.51	1.179	11:17:48.160
5 -	54.555	89.08	2.627	11:18:42.715
6 -	53.736	90.44	1.808	11:19:36.451
7 -	52.517 (3)	92.54	0.589	11:20:28.968
8 -	53.218	91.32	1.290	11:21:22.186
9 -	52.777	92.08	0.849	11:22:14.963
10 -	51.928 (1)	93.59		11:23:06.891
11 -	52.238 (2)	93.03	0.310	11:23:59.129
12 -	4:48.189	16.86	3:56.261	11:28:47.318
13 -	53.501	90.83	1.573	11:29:40.819
14 -	52.950	91.78	1.022	11:30:33.769
15 -	52.643	92.31	0.715	11:31:26.412

DIFF = Difference To Personal Best Lap, P = In Pit Lane, D = Time Disallowed

P4 171 Nathan METCALFE				
LAP	LAP TIME	MPH	DIFF	TIME OF DAY
1 -	55.283	87.91	3.344	11:14:52.478
2 -	53.379	91.04	1.440	11:15:45.857
3 -	53.257	91.25	1.318	11:16:39.114
4 -	52.600	92.39	0.661	11:17:31.714
5 -	53.621	90.63	1.682	11:18:25.335
6 -	53.325	91.13	1.386	11:19:18.660
7 -	52.744	92.14	0.805	11:20:11.404
8 -	52.731	92.16	0.792	11:21:04.135
9 -	54.202	89.66	2.263	11:21:58.337
10 -	52.735	92.15	0.796	11:22:51.072
11 -	52.471	92.62	0.532	11:23:43.543
12 -	51.939 (1)	93.57		11:24:35.482
13 -	53.643	90.59	1.704	11:25:29.125
14 -	52.004 (3)	93.45	0.065	11:26:21.129
15 -	51.994 (2)	93.47	0.055	11:27:13.123
16 -	53.566	90.72	1.627	11:28:06.689
17 -	53.159	91.42	1.220	11:28:59.848
18 -	52.112	93.26	0.173	11:29:51.960
19 -	52.024	93.41	0.085	11:30:43.984
20 -	52.011	93.44	0.072	11:31:35.995
21 -	53.401	91.00	1.462	11:32:29.396
22 -	52.120	93.24	0.181	11:33:21.516

P5 39 Nic CARLTON-SMITH				
LAP	LAP TIME	MPH	DIFF	TIME OF DAY
1 -	57.347	84.74	5.345	11:15:34.327
2 -	55.913	86.92	3.911	11:16:30.240
3 -	55.635	87.35	3.633	11:17:25.875
4 -	54.797	88.69	2.795	11:18:20.672
5 -	55.800	87.09	3.798	11:19:16.472
6 -	54.321	89.46	2.319	11:20:10.793
7 -	55.152	88.12	3.150	11:21:05.945
8 -	54.577	89.04	2.575	11:22:00.522
9 -	53.752	90.41	1.750	11:22:54.274
10 -	53.387	91.03	1.385	11:23:47.661
11 -	53.054	91.60	1.052	11:24:40.715
12 -	53.844	90.26	1.842	11:25:34.559
13 -	52.854	91.95	0.852	11:26:27.413
14 -	53.113	91.50	1.111	11:27:20.526
15 -	53.472	90.88	1.470	11:28:13.998
16 -	52.930	91.81	0.928	11:29:06.928
17 -	53.221	91.31	1.219	11:30:00.149
18 -	53.009	91.68	1.007	11:30:53.158
19 -	52.380 (2)	92.78	0.378	11:31:45.538
20 -	52.002 (1)	93.45		11:32:37.540
21 -	52.765 (3)	92.10	0.763	11:33:30.305

P6 150 Paul BOULTON				
LAP	LAP TIME	MPH	DIFF	TIME OF DAY
1 -	54.421	89.30	2.121	11:14:57.875
2 -	54.045	89.92	1.745	11:15:51.920
3 -	52.592 (3)	92.40	0.292	11:16:44.512
4 -	52.300 (1)	92.92		11:17:36.812
5 -	52.316 (2)	92.89	0.016	11:18:29.128
6 -	1:07.561	71.93	15.261	11:19:36.689
7 -	56.219	86.44	3.919	11:20:32.908
8 -	56.382	86.19	4.082	11:21:29.290
9 -	53.574	90.71	1.274	11:22:22.864
10 -	53.233	91.29	0.933	11:23:16.097
11 -	58.488	83.09	6.188	11:24:14.585

Classic and Modern Motorsport Festival - Mallory Park - 23/24 May 2026

FJHRA Historic Formula Junior Championship - Group 2

QUALIFYING - RACE 6 - LAP ANALYSIS

DIFF = Difference To Personal Best Lap, P = In Pit Lane, D = Time Disallowed

P7 143 Stuart MONUMENT				
LAP	LAP TIME	MPH	DIFF	TIME OF DAY
1 -	57.837	84.02	5.529	11:15:03.728
2 -	56.274	86.36	3.966	11:16:00.002
3 -	56.644	85.79	4.336	11:16:56.646
4 -	54.273	89.54	1.965	11:17:50.919
5 -	55.426	87.68	3.118	11:18:46.345
6 -	54.832	88.63	2.524	11:19:41.177
7 -	53.818	90.30	1.510	11:20:34.995
8 -	54.717	88.82	2.409	11:21:29.712
9 -	53.816	90.30	1.508	11:22:23.528
10 -	53.812	90.31	1.504	11:23:17.340
11 -	55.156	88.11	2.848	11:24:12.496
12 -	53.003	91.69	0.695	11:25:05.499
13 -	52.987	91.72	0.679	11:25:58.486
14 -	52.590 (3)	92.41	0.282	11:26:51.076
15 -	52.327 (2)	92.87	0.019	11:27:43.403
16 -	52.308 (1)	92.91		11:28:35.711
17 -	52.639	92.32	0.331	11:29:28.350
18 -	53.058	91.59	0.750	11:30:21.408
19 -	52.720	92.18	0.412	11:31:14.128
20 -	53.377	91.05	1.069	11:32:07.505
21 -	52.874	91.91	0.566	11:33:00.379

P8 17 George DIFFEY				
LAP	LAP TIME	MPH	DIFF	TIME OF DAY
1 -	1:01.363	79.20	8.871	11:20:27.954
2 -	57.697	84.23	5.205	11:21:25.651
3 -	56.730	85.66	4.238	11:22:22.381
4 -	57.904	83.93	5.412	11:23:20.285
5 -	55.715	87.22	3.223	11:24:16.000
6 -	58.043	83.73	5.551	11:25:14.043
7 -	56.776	85.59	4.284	11:26:10.819
8 -	54.034	89.94	1.542	11:27:04.853
9 -	56.339	86.26	3.847	11:28:01.192
10 -	53.718 (3)	90.47	1.226	11:28:54.910
11 -	54.323	89.46	1.831	11:29:49.233
12 -	53.086 (2)	91.54	0.594	11:30:42.319
13 -	52.492 (1)	92.58		11:31:34.811
14 -	57.760	84.14	5.268	11:32:32.571

P9 61 Oscar TREPESSE				
LAP	LAP TIME	MPH	DIFF	TIME OF DAY
1 -	57.454	84.58	4.438	11:19:45.304
2 -	55.821	87.06	2.805	11:20:41.125
3 -	55.265	87.93	2.249	11:21:36.390
4 -	54.713	88.82	1.697	11:22:31.103
5 -	54.333	89.44	1.317	11:23:25.436
6 -	53.979	90.03	0.963	11:24:19.415
7 -	55.573	87.45	2.557	11:25:14.988
8 -	54.905	88.51	1.889	11:26:09.893
9 -	54.514	89.15	1.498	11:27:04.407
10 -	53.516	90.81	0.500	11:27:57.923
11 -	53.139 (3)	91.45	0.123	11:28:51.062
12 -	53.098 (2)	91.52	0.082	11:29:44.160
13 -	53.624	90.63	0.608	11:30:37.784
14 -	54.502	89.17	1.486	11:31:32.286
15 -	53.016 (1)	91.67		11:32:25.302
16 -	53.250	91.26	0.234	11:33:18.552

Classic and Modern Motorsport Festival - Mallory Park - 23/24 May 2026

FJHRA Historic Formula Junior Championship - Group 2

QUALIFYING - RACE 6 - LAP ANALYSIS

DIFF = Difference To Personal Best Lap, P = In Pit Lane, D = Time Disallowed

P10 124 Paul CLARK				
LAP	LAP TIME	MPH	DIFF	TIME OF DAY
1 -	1:01.565	78.94	6.884	11:15:14.930
2 -	57.977	83.82	3.296	11:16:12.907
3 -	57.964	83.84	3.283	11:17:10.871
4 -	56.727	85.67	2.046	11:18:07.598
5 -	57.021	85.23	2.340	11:19:04.619
6 -	56.367	86.22	1.686	11:20:00.986
7 -	56.550	85.94	1.869	11:20:57.536
8 -	57.025	85.22	2.344	11:21:54.561
9 -	56.203	86.47	1.522	11:22:50.764
10 -	58.498	83.07	3.817	11:23:49.262
11 -	55.256	87.95	0.575	11:24:44.518
12 -	56.493	86.02	1.812	11:25:41.011
13 -	55.159	88.10	0.478	11:26:36.170
14 -	55.064 (3)	88.26	0.383	11:27:31.234
15 -	55.371	87.77	0.690	11:28:26.605
16 -	56.105	86.62	1.424	11:29:22.710
17 -	55.180	88.07	0.499	11:30:17.890
18 -	54.681 (1)	88.87		11:31:12.571
19 -	56.285	86.34	1.604	11:32:08.856
20 -	54.763 (2)	88.74	0.082	11:33:03.619

DIFF = Difference To Personal Best Lap, P = In Pit Lane, D = Time Disallowed

P13 52 Kim SHEARN				
LAP	LAP TIME	MPH	DIFF	TIME OF DAY
1 -	1:19.237	61.33	12.673	11:16:10.392
2 -	1:16.691	63.37	10.127	11:17:27.083
3 -	1:12.520	67.01	5.956	11:18:39.603
4 -	1:09.336	70.09	2.772	11:19:48.939
5 -	1:07.052 (3)	72.48	0.488	11:20:55.991
6 -	1:06.919 (2)	72.62	0.355	11:22:02.910
7 -	1:06.564 (1)	73.01		11:23:09.474
8 -	1:07.592	71.90	1.028	11:24:17.066

P11 81 Ralph CARTER				
LAP	LAP TIME	MPH	DIFF	TIME OF DAY
1 -	1:07.307	72.20	12.000	11:21:31.190
2 -	1:02.084	78.28	6.777	11:22:33.274
3 -	1:00.206	80.72	4.899	11:23:33.480
4 -	58.420	83.19	3.113	11:24:31.900
5 -	1:00.152	80.79	4.845	11:25:32.052
6 -	59.039	82.31	3.732	11:26:31.091
7 -	56.260 (3)	86.38	0.953	11:27:27.351
8 -	57.014	85.24	1.707	11:28:24.365
9 -	57.645	84.30	2.338	11:29:22.010
10 -	59.273	81.99	3.966	11:30:21.283
11 -	56.522	85.98	1.215	11:31:17.805
12 -	55.320 (2)	87.85	0.013	11:32:13.125
13 -	55.307 (1)	87.87		11:33:08.432

P12 65 Richard FERRIS				
LAP	LAP TIME	MPH	DIFF	TIME OF DAY
1 -	1:02.003	78.38	6.064	11:15:12.768
2 -	1:02.586	77.65	6.647	11:16:15.354
3 -	1:01.522	78.99	5.583	11:17:16.876
4 -	1:00.737	80.01	4.798	11:18:17.613
5 -	1:01.392	79.16	5.453	11:19:19.005
6 -	59.375	81.85	3.436	11:20:18.380
7 -	59.067	82.27	3.128	11:21:17.447
8 -	58.960	82.42	3.021	11:22:16.407
9 -	56.838	85.50	0.899	11:23:13.245
10 -	1:01.830	78.60	5.891	11:24:15.075
11 -	59.490	81.69	3.551	11:25:14.565
12 -	57.898	83.94	1.959	11:26:12.463
13 -	56.371 (3)	86.21	0.432	11:27:08.834
14 -	57.519	84.49	1.580	11:28:06.353
15 -	56.297 (2)	86.32	0.358	11:29:02.650
16 -	57.070	85.15	1.131	11:29:59.720
17 -	55.939 (1)	86.88		11:30:55.659
18 -	56.526	85.97	0.587	11:31:52.185
19 -	57.095	85.12	1.156	11:32:49.280
20 -	1:16.611	63.43	20.672	11:34:05.891

Classic and Modern Motorsport Festival - Mallory Park - 23/24 May 2026

FJHRA Historic Formula Junior Championship - Group 2

QUALIFYING - RACE 6 - STATISTICS

Competitors Started 13
Planned Start 2026-05-23 @ 11:10:00.000
Actual Start 2026-05-23 @ 11:12:52.878
Finish Time 2026-05-23 @ 11:32:56.168
Track Length 1.3500mi.
Total Laps 220
Total Distance Covered 297.0000mi.

Session Fastest Lap History

NO	CL	NAME	LAP TIME	TIME OF DAY	LAP	VEHICLE
171	D2	Nathan METCALFE	55.283	11:14:52.487	1	Lotus 20
90	E1	Rufus FLANN	55.029	11:14:54.112	1	Lotus 22
150	D2	Paul BOULTON	54.421	11:14:57.885	1	Elfin 629
171	D2	Nathan METCALFE	53.379	11:15:45.866	2	Lotus 20
171	D2	Nathan METCALFE	53.257	11:16:39.124	3	Lotus 20
90	E1	Rufus FLANN	52.577	11:16:41.328	3	Lotus 22
90	E1	Rufus FLANN	52.443	11:17:33.771	4	Lotus 22
150	D2	Paul BOULTON	52.300	11:17:36.823	4	Elfin 629
28	E1	Spencer SHINNER	52.211	11:22:13.390	9	Lola MK5A
144		Iain ROWLEY	51.928	11:23:06.908	10	
90	E1	Rufus FLANN	51.622	11:23:42.330	11	Lotus 22
90	E1	Rufus FLANN	51.499	11:24:33.829	12	Lotus 22
90	E1	Rufus FLANN	51.319	11:26:19.212	14	Lotus 22
90	E1	Rufus FLANN	51.209	11:27:10.421	15	Lotus 22
90	E1	Rufus FLANN	50.898	11:33:13.086	22	Lotus 22

Flag History

TYPE	TIME OF DAY
GREEN	11:12:52.878
FINISH	11:32:56.168

Flag Statistics

TYPE	COUNT	TOTAL LAPS	TOTAL TIME
Green	1	22	21:26.199
Red	0	0	0.000
Safety Car	0	0	0.000
FCY	0	0	0.000

Classic and Modern Motorsport Festival - Mallory Park - 23/24 May 2026

FJHRA Historic Formula Junior Championship - Group 2

QUALIFYING - RACE 6 - STATISTICS

CLASS :

1 Starters

Fastest Lap History

NO	NAME	LAP TIME	TIME OF DAY	LAP	VEHICLE
144	Iain ROWLEY	55.695	11:15:06.975	1	
144	Iain ROWLEY	54.583	11:16:01.559	2	
144	Iain ROWLEY	53.513	11:16:55.071	3	
144	Iain ROWLEY	53.107	11:17:48.179	4	
144	Iain ROWLEY	52.517	11:20:28.986	7	
144	Iain ROWLEY	51.928	11:23:06.908	10	

Classic and Modern Motorsport Festival - Mallory Park - 23/24 May 2026

FJHRA Historic Formula Junior Championship - Group 2

QUALIFYING - RACE 6 - STATISTICS

CLASS : D2

4 Starters

Fastest Lap History

NO	NAME	LAP TIME	TIME OF DAY	LAP	VEHICLE
171	Nathan METCALFE	55.283	11:14:52.487	1	Lotus 20
150	Paul BOULTON	54.421	11:14:57.885	1	Elfin 629
171	Nathan METCALFE	53.379	11:15:45.866	2	Lotus 20
171	Nathan METCALFE	53.257	11:16:39.124	3	Lotus 20
150	Paul BOULTON	52.592	11:16:44.522	3	Elfin 629
150	Paul BOULTON	52.300	11:17:36.823	4	Elfin 629
171	Nathan METCALFE	51.939	11:24:35.491	12	Lotus 20

Classic and Modern Motorsport Festival - Mallory Park - 23/24 May 2026

FJHRA Historic Formula Junior Championship - Group 2

QUALIFYING - RACE 6 - STATISTICS

CLASS : E1

6 Starters

Fastest Lap History

NO	NAME	LAP TIME	TIME OF DAY	LAP	VEHICLE
90	Rufus FLANN	55.029	11:14:54.112	1	Lotus 22
28	Spencer SHINNER	54.882	11:15:08.382	1	Lola MK5A
90	Rufus FLANN	54.638	11:15:48.750	2	Lotus 22
28	Spencer SHINNER	53.773	11:16:02.155	2	Lola MK5A
90	Rufus FLANN	52.577	11:16:41.328	3	Lotus 22
90	Rufus FLANN	52.443	11:17:33.771	4	Lotus 22
90	Rufus FLANN	52.419	11:19:19.361	6	Lotus 22
28	Spencer SHINNER	52.402	11:20:28.292	7	Lola MK5A
28	Spencer SHINNER	52.211	11:22:13.390	9	Lola MK5A
90	Rufus FLANN	51.622	11:23:42.330	11	Lotus 22
90	Rufus FLANN	51.499	11:24:33.829	12	Lotus 22
90	Rufus FLANN	51.319	11:26:19.212	14	Lotus 22
90	Rufus FLANN	51.209	11:27:10.421	15	Lotus 22
90	Rufus FLANN	50.898	11:33:13.086	22	Lotus 22

Classic and Modern Motorsport Festival - Mallory Park - 23/24 May 2026

FJHRA Historic Formula Junior Championship - Group 2

QUALIFYING - RACE 6 - STATISTICS

CLASS : E2

1 Starters

Fastest Lap History

NO	NAME	LAP TIME	TIME OF DAY	LAP	VEHICLE
65	Richard FERRIS	1:02.003	11:15:12.775	1	Donford FJ
65	Richard FERRIS	1:01.522	11:17:16.882	3	Donford FJ
65	Richard FERRIS	1:00.737	11:18:17.620	4	Donford FJ
65	Richard FERRIS	59.375	11:20:18.387	6	Donford FJ
65	Richard FERRIS	59.067	11:21:17.454	7	Donford FJ
65	Richard FERRIS	58.960	11:22:16.413	8	Donford FJ
65	Richard FERRIS	56.838	11:23:13.251	9	Donford FJ
65	Richard FERRIS	56.371	11:27:08.841	13	Donford FJ
65	Richard FERRIS	56.297	11:29:02.657	15	Donford FJ
65	Richard FERRIS	55.939	11:30:55.665	17	Donford FJ

Classic and Modern Motorsport Festival - Mallory Park - 23/24 May 2026

FJHRA Historic Formula Junior Championship - Group 2

QUALIFYING - RACE 6 - STATISTICS

CLASS : F

1 Starters


Fastest Lap History

NO	NAME	LAP TIME	TIME OF DAY	LAP	VEHICLE
52	Kim SHEARN	1:19.237	11:16:10.412	1	Penny Ford F3
52	Kim SHEARN	1:16.691	11:17:27.103	2	Penny Ford F3
52	Kim SHEARN	1:12.520	11:18:39.622	3	Penny Ford F3
52	Kim SHEARN	1:09.336	11:19:48.957	4	Penny Ford F3
52	Kim SHEARN	1:07.052	11:20:56.009	5	Penny Ford F3
52	Kim SHEARN	1:06.919	11:22:02.927	6	Penny Ford F3
52	Kim SHEARN	1:06.564	11:23:09.491	7	Penny Ford F3

Classic and Modern Motorsport Festival - Mallory Park - 23/24 May 2026

FJHRA Historic Formula Junior Championship - Group 2

RACE 12 - GRID (15 minutes)

ROW 6	11	1:06.564 52 Kim SHEARN	12	38 Gary THOMAS
ROW 5	9	55.307 81 Ralph CARTER	10	55.939 65 Richard FERRIS
ROW 4	7	53.016 61 Oscar TREPESS	8	54.681 124 Paul CLARK
ROW 3	5	52.308 143 Stuart MONUMENT	6	52.492 17 George DIFFEY
ROW 2	3	51.939 171 Nathan METCALFE	4	52.002 39 Nic CARLTON-SMITH
ROW 1	1	50.898 90 Rufus FLANN	2	51.928 144 Iain ROWLEY
Pole				
				

These results are provisional until the conclusion of any judicial and technical matters.

Mallory Park: 1.3500 miles

Clerk Of Course: Mike Heath


Timekeeper: Peter Knight



Classic and Modern Motorsport Festival - Mallory Park - 23/24 May 2026

FJHRA Historic Formula Junior Championship - Group 2

RACE 6 - GRID (15 minutes) - AMENDED v2

ROW 6	11	55.939	65 Richard FERRIS	12	1:06.564	52 Kim SHEARN
ROW 5	9	54.681	124 Paul CLARK	10	55.307	81 Ralph CARTER
ROW 4	7	52.492	17 George DIFFEY	8	53.016	61 Oscar TREPESS
ROW 3	5		39 Nic CARLTON-SMITH	6	52.308	143 Stuart MONUMENT
ROW 2	3	51.928	144 Iain ROWLEY	4	51.939	171 Nathan METCALFE
ROW 1	1	50.898	90 Rufus FLANN	2	51.551	28 Spencer SHINNER
Pole						
						

These results are provisional until the conclusion of any judicial and technical matters.

Mallory Park: 1.3500 miles

Clerk Of Course:


Timekeeper: Peter Knight



Classic and Modern Motorsport Festival - Mallory Park - 23/24 May 2026

FJHRA Historic Formula Junior Championship - Group 2

RACE 6 - GRID (15 minutes) - AMENDED

ROW 6	11	55.939 65 Richard FERRIS	12	1:06.564 52 Kim SHEARN
ROW 5	9	54.681 124 Paul CLARK	10	55.307 81 Ralph CARTER
ROW 4	7	52.492 17 George DIFFEY	8	53.016 61 Oscar TREPES
ROW 3	5	39 Nic CARLTON-SMITH	6	52.308 143 Stuart MONUMENT
ROW 2	3	51.928 144 Iain ROWLEY	4	51.939 171 Nathan METCALFE
ROW 1	1	50.898 90 Rufus FLANN	2	51.551 28 Spencer SHINNER
Pole				
				

These results are provisional until the conclusion of any judicial and technical matters.

Mallory Park: 1.3500 miles

Clerk Of Course:


Timekeeper: Peter Knight



Classic and Modern Motorsport Festival - Mallory Park - 23/24 May 2026

FJHRA Historic Formula Junior Championship - Group 2

RACE 6 - GRID (15 minutes)

ROW 7	13	52	Kim SHEARN	1:06.564					
ROW 6		11	81	Ralph CARTER	55.307	12	65	Richard FERRIS	55.939
ROW 5	9	61	Oscar TREPESS	53.016	10	124	Paul CLARK	54.681	
ROW 4		7	143	Stuart MONUMENT	52.308	8	17	George DIFFEY	52.492
ROW 3	5	39	Nic CARLTON-SMITH	52.002	6	150	Paul BOULTON	52.300	
ROW 2		3	144	Iain ROWLEY	51.928	4	171	Nathan METCALFE	51.939
ROW 1	1	90	Rufus FLANN	50.898	2	28	Spencer SHINNER	51.551	
Pole									
									

These results are provisional until the conclusion of any judicial and technical matters.

Mallory Park: 1.3500 miles

Clerk Of Course:

Timekeeper: Peter Knight



Classic and Modern Motorsport Festival - Mallory Park - 23/24 May 2026

FJHRA Historic Formula Junior Championship - Group 2

RACE 6 - CLASSIFICATION

Race Distance: 18 Laps / 24.30 miles

POS	NO	CL	PIC	NAME	ENTRY	LAPS	TIME	GAP	DIFF	MPH	BEST	ON	GRD	↑↓
1	90	E1	1	Rufus FLANN	Lotus 22	18	15:38.733			93.18	51.199	3	1	0
2	171	D2	1	Nathan METCALFE	Lotus 20	18	15:49.836	11.103	11.103	92.10	52.046	10	4	2
3	39	D2	2	Nic CARLTON-SMITH	Lotus 20	18	15:50.663	11.930	0.827	92.01	52.157	12	5	2
4	17	E1	2	George DIFFEY	Lotus 20/22	18	16:04.673	25.940	14.010	90.68	52.131	8	7	3
5	143*	E1	3	Stuart MONUMENT	Lotus 22	18	16:10.842	32.109	6.169	90.10	52.135	11	6	1
6	144		1	Iain ROWLEY	Lotus 22	18	16:12.928	34.195	2.086	89.91	52.593	14	3	-3
7	61*	D2	3	Oscar TREPESS	Lotus 20	18	16:17.950	39.217	5.022	89.45	52.859	4	8	1
8	28	E1	4	Spencer SHINNER	Lola MK5A	18	16:28.518	49.785	10.568	88.49	52.456	16	2	-6
9	124	E1	5	Paul CLARK	Lotus 20/22	17	15:43.678	1 Lap	1 Lap	87.55	54.145	17	9	0
10	81	E1	6	Ralph CARTER	Brabham BT2	17	16:21.053	1 Lap	37.375	84.21	54.828	15	10	0
11	65*	E2	1	Richard FERRIS	Donford FJ	17	16:23.585	1 Lap	2.532	83.99	55.598	16	11	0

NOT CLASSIFIED

DNF	52	F		Kim SHEARN	Penny Ford F3	4	4:38.887	14 Laps	13 Laps	69.70	1:05.834	2	12	
-----	----	---	--	------------	---------------	---	----------	---------	---------	-------	----------	---	----	--

FASTEST LAP

90	E1			Rufus FLANN	Lotus 22	3	51.199			94.92 mph	152.76 kph			
171	D2			Nathan METCALFE	Lotus 20	10	52.046			93.37 mph	150.27 kph			
144				Iain ROWLEY	Lotus 22	14	52.593			92.40 mph	148.71 kph			
65	E2			Richard FERRIS	Donford FJ	16	55.598			87.41 mph	140.67 kph			
52	F			Kim SHEARN	Penny Ford F3	2	1:05.834			73.82 mph	118.80 kph			

Weather / Track : Bright / Dry

These results are provisional until the conclusion of any judicial and technical matters.

Date: 23/05/2026 Start: 15:48 Finish: 16:03

Mallory Park: 1.3500 miles

Clerk Of Course: Mike Heath

Timekeeper: Peter Knight



Classic and Modern Motorsport Festival - Mallory Park - 23/24 May 2026

FJHRA Historic Formula Junior Championship - Group 2

RACE 6 - LAP CHART

LAP 1 @ 15:49:05.396			LAP 2 @ 15:49:56.904			LAP 3 @ 15:50:48.103			LAP 4 @ 15:51:40.883			LAP 5 @ 15:52:32.813		
NO	BEHIND	LAP TIME	NO	BEHIND	LAP TIME	NO	BEHIND	LAP TIME	NO	BEHIND	LAP TIME	NO	BEHIND	LAP TIME
90		55.050	90		51.508	90		51.199	90		52.780	90		51.930
171	1.820	56.870	171	2.546	52.234	171	3.518	52.171	52	1 Lap	1:09.291	171	4.381	53.249
39	3.233	58.283	39	4.512	52.787	39	5.678	52.365	171	3.062	52.324	39	5.806	52.627
144	3.380	58.430	17	7.986	54.761	17	9.942	53.155	39	5.109	52.211	17	10.455	52.687
143	3.554	58.604	61	8.853	54.313	61	11.571	53.917	17	9.698	52.536	61	14.311	54.591
17	4.733	59.783	124	12.707	56.149	124	16.522	55.014	61	11.650	52.859	52	1 Lap	1:08.262
61	6.048	1:01.098	144	13.714	1:01.842	144	16.843	54.328	144	17.334	53.271	144	18.545	53.141
124	8.066	1:03.116	81	15.432	57.841	81	19.776	55.543	124	19.335	55.593	124	22.142	54.737
81	9.099	1:04.149	65	16.048	56.975	143	20.586	53.467	143	21.471	53.665	143	22.263	52.722
65	10.581	1:05.631	143	18.318	1:06.272	65	21.273	56.424	81	23.964	56.968	28	28.754	54.725
28	20.016	1:15.066	28	22.803	54.295	28	25.565	53.961	65	25.312	56.819	81	29.846	57.812
52	20.450	1:15.500	52	34.776	1:05.834				28	25.959	53.174	65	30.243	56.861

Classic and Modern Motorsport Festival - Mallory Park - 23/24 May 2026

FJHRA Historic Formula Junior Championship - Group 2

RACE 6 - LAP CHART

LAP 6 @ 15:53:24.380			LAP 7 @ 15:54:15.930			LAP 8 @ 15:55:07.609			LAP 9 @ 15:55:59.071			LAP 10 @ 15:56:52.950		
NO	BEHIND	LAP TIME	NO	BEHIND	LAP TIME	NO	BEHIND	LAP TIME	NO	BEHIND	LAP TIME	NO	BEHIND	LAP TIME
90		51.567	90		51.550	90		51.679	90		51.462	90		53.879
171	5.393	52.579	171	6.315	52.472	171	6.942	52.306	171	8.097	52.617	65	1 Lap	58.364
39	6.824	52.585	39	7.741	52.467	39	8.307	52.245	39	9.297	52.452	81	1 Lap	58.614
17	11.676	52.788	17	12.571	52.445	17	13.023	52.131	17	14.570	53.009	171	6.264	52.046
61	16.662	53.918	61	18.941	53.829	61	21.252	53.990	61	23.459	53.669	39	7.929	52.511
144	19.796	52.818	144	21.313	53.067	144	22.848	53.214	144	24.295	52.909	17	13.892	53.201
143	24.575	53.879	143	25.542	52.517	143	26.461	52.598	143	27.510	52.511	61	23.240	53.660
124	27.449	56.874	124	30.833	54.934	124	33.751	54.597	124	36.594	54.305	144	23.476	53.060
28	30.953	53.766	28	33.650	54.247	28	37.740	55.769	28	41.562	55.284	143	26.152	52.521
65	36.285	57.609	65	43.317	58.582	65	49.720	58.082				124	36.946	54.231
81	37.195	58.916	81	43.910	58.265	81	50.444	58.213				28	41.634	53.951

Classic and Modern Motorsport Festival - Mallory Park - 23/24 May 2026

FJHRA Historic Formula Junior Championship - Group 2

RACE 6 - LAP CHART

LAP 11 @ 15:57:44.427			LAP 12 @ 15:58:36.405			LAP 13 @ 15:59:28.860			LAP 14 @ 16:00:21.144			LAP 15 @ 16:01:13.109		
NO	BEHIND	LAP TIME	NO	BEHIND	LAP TIME	NO	BEHIND	LAP TIME	NO	BEHIND	LAP TIME	NO	BEHIND	LAP TIME
90		51.477	90		51.978	90		52.455	90		52.284	90		51.965
171	8.857	54.070	171	9.290	52.411	171	9.495	52.660	171	9.555	52.344	171	9.913	52.323
39	9.968	53.516	39	10.147	52.157	39	10.264	52.572	39	10.246	52.266	39	10.597	52.316
65	1 Lap	59.911	17	15.874	53.126	17	16.807	53.388	17	17.446	52.923	17	19.866	54.385
81	1 Lap	59.713	65	1 Lap	57.267	65	1 Lap	57.069	81	1 Lap	56.960	143	28.778	53.206
17	14.726	52.311	81	1 Lap	58.091	81	1 Lap	56.086	65	1 Lap	57.955	144	31.047	53.883
61	25.607	53.844	61	27.095	53.466	143	27.472	52.641	143	27.537	52.349	81	1 Lap	57.471
144	25.832	53.833	143	27.286	52.454	144	28.820	53.425	144	29.129	52.593	65	1 Lap	57.580
143	26.810	52.135	144	27.850	53.996	61	29.988	55.348	61	31.205	53.501	61	33.178	53.938
124	39.742	54.273	124	42.501	54.737	124	44.710	54.664	28	46.903	53.850	28	47.806	52.868
28	44.047	53.890	28	44.835	52.766	28	45.337	52.957	124	48.563	56.137	124	51.316	54.718

Classic and Modern Motorsport Festival - Mallory Park - 23/24 May 2026

FJHRA Historic Formula Junior Championship - Group 2

RACE 6 - LAP CHART

LAP 16 @ 16:02:04.873			LAP 17 @ 16:02:57.239			LAP 18 @ 16:03:49.079		
NO	BEHIND	LAP TIME	NO	BEHIND	LAP TIME	NO	BEHIND	LAP TIME
90		51.764	90		52.366	90		51.840
171	10.531	52.382	124	1 Lap	55.454	124	1 Lap	54.145
39	11.104	52.271	171	10.607	52.442	171	11.103	52.336
17	22.196	54.094	39	11.244	52.506	39	11.930	52.526
143	30.131	53.117	17	23.714	53.884	17	25.940	54.066
144	32.303	53.020	143	30.931	53.166	143	32.109	53.018
81	1 Lap	54.828	144	32.750	52.813	144	34.195	53.285
61	36.308	54.894	61	37.210	53.268	61	39.217	53.847
65	1 Lap	56.972	81	1 Lap	56.231	81	1 Lap	55.352
28	48.498	52.456	65	1 Lap	55.598	65	1 Lap	55.886
			28	48.872	52.740	28	49.785	52.753

Classic and Modern Motorsport Festival - Mallory Park - 23/24 May 2026

FJHRA Historic Formula Junior Championship - Group 2

RACE 6 - POSITION CHART

No	Name	Lap																		
		Pos	1	2	3	4	5	6	7	8	9	10	11	12	13	14	15	16	17	18
90	FLANN	1	90	90	90	90	90	90	90	90	90	90	90	90	90	90	90	90	90	90
28	SHINNER	2	171	171	171	171	171	171	171	171	171	171	171	171	171	171	171	171	171	171
144	ROWLEY	3	39	39	39	39	39	39	39	39	39	39	39	39	39	39	39	39	39	39
171	METCALFE	4	144	17	17	17	17	17	17	17	17	17	17	17	17	17	17	17	17	17
39	CARLTON-SMITH	5	143	61	61	61	61	61	61	61	61	61	61	61	143	143	143	143	143	143
143	MONUMENT	6	17	124	124	144	144	144	144	144	144	144	144	143	144	144	144	144	144	144
17	DIFFEY	7	61	144	144	124	124	143	143	143	143	143	143	144	61	61	61	61	61	61
61	TREPES	8	124	81	81	143	143	124	124	124	124	124	124	124	28	28	28	28	28	28
124	CLARK	9	81	65	143	81	28	28	28	28	28	28	28	28	28	124	124	124	124	
81	CARTER	10	65	143	65	65	81	65	65	65	65	65	65	65	81	81	81	81	81	81
65	FERRIS	11	28	28	28	28	65	81	81	81	81	81	81	81	65	65	65	65	65	65
52	SHEARN	12	52	52	52	52														

Classic and Modern Motorsport Festival - Mallory Park - 23/24 May 2026

FJHRA Historic Formula Junior Championship - Group 2

RACE 6 - LAP ANALYSIS

DIFF = Difference To Personal Best Lap, P = In Pit Lane, D = Time Disallowed

P1 90 Rufus FLANN				
LAP	LAP TIME	MPH	DIFF	TIME OF DAY
1 -	55.050	88.28	3.851	15:49:05.396
2 -	51.508	94.35	0.309	15:49:56.904
3 -	51.199 (1)	94.92		15:50:48.103
4 -	52.780	92.08	1.581	15:51:40.883
5 -	51.930	93.58	0.731	15:52:32.813
6 -	51.567	94.24	0.368	15:53:24.380
7 -	51.550	94.27	0.351	15:54:15.930
8 -	51.679	94.04	0.480	15:55:07.609
9 -	51.462 (2)	94.43	0.263	15:55:59.071
10 -	53.879	90.20	2.680	15:56:52.950
11 -	51.477 (3)	94.41	0.278	15:57:44.427
12 -	51.978	93.50	0.779	15:58:36.405
13 -	52.455	92.65	1.256	15:59:28.860
14 -	52.284	92.95	1.085	16:00:21.144
15 -	51.965	93.52	0.766	16:01:13.109
16 -	51.764	93.88	0.565	16:02:04.873
17 -	52.366	92.80	1.167	16:02:57.239
18 -	51.840	93.75	0.641	16:03:49.079

P2 171 Nathan METCALFE				
LAP	LAP TIME	MPH	DIFF	TIME OF DAY
1 -	56.870	85.45	4.824	15:49:07.216
2 -	52.234 (3)	93.04	0.188	15:49:59.450
3 -	52.171 (2)	93.15	0.125	15:50:51.621
4 -	52.324	92.88	0.278	15:51:43.945
5 -	53.249	91.26	1.203	15:52:37.194
6 -	52.579	92.43	0.533	15:53:29.773
7 -	52.472	92.62	0.426	15:54:22.245
8 -	52.306	92.91	0.260	15:55:14.551
9 -	52.617	92.36	0.571	15:56:07.168
10 -	52.046 (1)	93.37		15:56:59.214
11 -	54.070	89.88	2.024	15:57:53.284
12 -	52.411	92.72	0.365	15:58:45.695
13 -	52.660	92.29	0.614	15:59:38.355
14 -	52.344	92.84	0.298	16:00:30.699
15 -	52.323	92.88	0.277	16:01:23.022
16 -	52.382	92.77	0.336	16:02:15.404
17 -	52.442	92.67	0.396	16:03:07.846
18 -	52.336	92.86	0.290	16:04:00.182

P3 39 Nic CARLTON-SMITH				
LAP	LAP TIME	MPH	DIFF	TIME OF DAY
1 -	58.283	83.38	6.126	15:49:08.629
2 -	52.787	92.06	0.630	15:50:01.416
3 -	52.365	92.81	0.208	15:50:53.781
4 -	52.211 (2)	93.08	0.054	15:51:45.992
5 -	52.627	92.34	0.470	15:52:38.619
6 -	52.585	92.42	0.428	15:53:31.204
7 -	52.467	92.62	0.310	15:54:23.671
8 -	52.245 (3)	93.02	0.088	15:55:15.916
9 -	52.452	92.65	0.295	15:56:08.368
10 -	52.511	92.55	0.354	15:57:00.879
11 -	53.516	90.81	1.359	15:57:54.395
12 -	52.157 (1)	93.18		15:58:46.552
13 -	52.572	92.44	0.415	15:59:39.124
14 -	52.266	92.98	0.109	16:00:31.390
15 -	52.316	92.89	0.159	16:01:23.706
16 -	52.271	92.97	0.114	16:02:15.977
17 -	52.506	92.56	0.349	16:03:08.483
18 -	52.526	92.52	0.369	16:04:01.009

DIFF = Difference To Personal Best Lap, P = In Pit Lane, D = Time Disallowed

P4 17 George DIFFEY				
LAP	LAP TIME	MPH	DIFF	TIME OF DAY
1 -	59.783	81.29	7.652	15:49:10.129
2 -	54.761	88.74	2.630	15:50:04.890
3 -	53.155	91.43	1.024	15:50:58.045
4 -	52.536	92.50	0.405	15:51:50.581
5 -	52.687	92.24	0.556	15:52:43.268
6 -	52.788	92.06	0.657	15:53:36.056
7 -	52.445 (3)	92.66	0.314	15:54:28.501
8 -	52.131 (1)	93.22		15:55:20.632
9 -	53.009	91.68	0.878	15:56:13.641
10 -	53.201	91.35	1.070	15:57:06.842
11 -	52.311 (2)	92.90	0.180	15:57:59.153
12 -	53.126	91.48	0.995	15:58:52.279
13 -	53.388	91.03	1.257	15:59:45.667
14 -	52.923	91.83	0.792	16:00:38.590
15 -	54.385	89.36	2.254	16:01:32.975
16 -	54.094	89.84	1.963	16:02:27.069
17 -	53.884	90.19	1.753	16:03:20.953
18 -	54.066	89.89	1.935	16:04:15.019

P5 143 Stuart MONUMENT				
LAP	LAP TIME	MPH	DIFF	TIME OF DAY
1 -	58.604	82.92	6.469	15:49:08.950
2 -	1:06.272	73.33	14.137	15:50:15.222
3 -	53.467	90.89	1.332	15:51:08.689
4 -	53.665	90.56	1.530	15:52:02.354
5 -	52.722	92.18	0.587	15:52:55.076
6 -	53.879	90.20	1.744	15:53:48.955
7 -	52.517	92.54	0.382	15:54:41.472
8 -	52.598	92.39	0.463	15:55:34.070
9 -	52.511	92.55	0.376	15:56:26.581
10 -	52.521	92.53	0.386	15:57:19.102
11 -	52.135 (1)	93.21		15:58:11.237
12 -	52.454 (3)	92.65	0.319	15:59:03.691
13 -	52.641	92.32	0.506	15:59:56.332
14 -	52.349 (2)	92.83	0.214	16:00:48.681
15 -	53.206	91.34	1.071	16:01:41.887
16 -	53.117	91.49	0.982	16:02:35.004
17 -	53.166	91.41	1.031	16:03:28.170
18 -	53.018	91.66	0.883	16:04:21.188

P6 144 Iain ROWLEY				
LAP	LAP TIME	MPH	DIFF	TIME OF DAY
1 -	58.430	83.17	5.837	15:49:08.776
2 -	1:01.842	78.58	9.249	15:50:10.618
3 -	54.328	89.45	1.735	15:51:04.946
4 -	53.271	91.23	0.678	15:51:58.217
5 -	53.141	91.45	0.548	15:52:51.358
6 -	52.818 (3)	92.01	0.225	15:53:44.176
7 -	53.067	91.58	0.474	15:54:37.243
8 -	53.214	91.32	0.621	15:55:30.457
9 -	52.909	91.85	0.316	15:56:23.366
10 -	53.060	91.59	0.467	15:57:16.426
11 -	53.833	90.27	1.240	15:58:10.259
12 -	53.996	90.00	1.403	15:59:04.255
13 -	53.425	90.96	0.832	15:59:57.680
14 -	52.593 (1)	92.40		16:00:50.273
15 -	53.883	90.19	1.290	16:01:44.156
16 -	53.020	91.66	0.427	16:02:37.176
17 -	52.813 (2)	92.02	0.220	16:03:29.989
18 -	53.285	91.20	0.692	16:04:23.274

Classic and Modern Motorsport Festival - Mallory Park - 23/24 May 2026

FJHRA Historic Formula Junior Championship - Group 2

RACE 6 - LAP ANALYSIS

DIFF = Difference To Personal Best Lap, P = In Pit Lane, D = Time Disallowed

P7 61 Oscar TREPESS				
LAP	LAP TIME	MPH	DIFF	TIME OF DAY
1 -	1:01.098	79.54	8.239	15:49:11.444
2 -	54.313	89.48	1.454	15:50:05.757
3 -	53.917	90.13	1.058	15:50:59.674
4 -	52.859 (1)	91.94		15:51:52.533
5 -	54.591	89.02	1.732	15:52:47.124
6 -	53.918	90.13	1.059	15:53:41.042
7 -	53.829	90.28	0.970	15:54:34.871
8 -	53.990	90.01	1.131	15:55:28.861
9 -	53.669	90.55	0.810	15:56:22.530
10 -	53.660	90.57	0.801	15:57:16.190
11 -	53.844	90.26	0.985	15:58:10.034
12 -	53.466 (3)	90.89	0.607	15:59:03.500
13 -	55.348	87.80	2.489	15:59:58.848
14 -	53.501	90.83	0.642	16:00:52.349
15 -	53.938	90.10	1.079	16:01:46.287
16 -	54.894	88.53	2.035	16:02:41.181
17 -	53.268 (2)	91.23	0.409	16:03:34.449
18 -	53.847	90.25	0.988	16:04:28.296

P8 28 Spencer SHINNER				
LAP	LAP TIME	MPH	DIFF	TIME OF DAY
1 -	1:15.066	64.74	22.610	15:49:25.412
2 -	54.295	89.51	1.839	15:50:19.707
3 -	53.961	90.06	1.505	15:51:13.668
4 -	53.174	91.39	0.718	15:52:06.842
5 -	54.725	88.80	2.269	15:53:01.567
6 -	53.766	90.39	1.310	15:53:55.333
7 -	54.247	89.59	1.791	15:54:49.580
8 -	55.769	87.14	3.313	15:55:45.349
9 -	55.284	87.90	2.828	15:56:40.633
10 -	53.951	90.08	1.495	15:57:34.584
11 -	53.890	90.18	1.434	15:58:28.474
12 -	52.766	92.10	0.310	15:59:21.240
13 -	52.957	91.77	0.501	16:00:14.197
14 -	53.850	90.25	1.394	16:01:08.047
15 -	52.868	91.92	0.412	16:02:00.915
16 -	52.456 (1)	92.64		16:02:53.371
17 -	52.740 (2)	92.15	0.284	16:03:46.111
18 -	52.753 (3)	92.12	0.297	16:04:38.864

P9 124 Paul CLARK				
LAP	LAP TIME	MPH	DIFF	TIME OF DAY
1 -	1:03.116	77.00	8.971	15:49:13.462
2 -	56.149	86.55	2.004	15:50:09.611
3 -	55.014	88.34	0.869	15:51:04.625
4 -	55.593	87.42	1.448	15:52:00.218
5 -	54.737	88.78	0.592	15:52:54.955
6 -	56.874	85.45	2.729	15:53:51.829
7 -	54.934	88.46	0.789	15:54:46.763
8 -	54.597	89.01	0.452	15:55:41.360
9 -	54.305	89.49	0.160	15:56:35.665
10 -	54.231 (2)	89.61	0.086	15:57:29.896
11 -	54.273 (3)	89.54	0.128	15:58:24.169
12 -	54.737	88.78	0.592	15:59:18.906
13 -	54.664	88.90	0.519	16:00:13.570
14 -	56.137	86.57	1.992	16:01:09.707
15 -	54.718	88.81	0.573	16:02:04.425
16 -	55.454	87.64	1.309	16:02:59.879
17 -	54.145 (1)	89.75		16:03:54.024

DIFF = Difference To Personal Best Lap, P = In Pit Lane, D = Time Disallowed

P10 81 Ralph CARTER				
LAP	LAP TIME	MPH	DIFF	TIME OF DAY
1 -	1:04.149	75.76	9.321	15:49:14.495
2 -	57.841	84.02	3.013	15:50:12.336
3 -	55.543 (3)	87.49	0.715	15:51:07.879
4 -	56.968	85.31	2.140	15:52:04.847
5 -	57.812	84.06	2.984	15:53:02.659
6 -	58.916	82.49	4.088	15:54:01.575
7 -	58.265	83.41	3.437	15:54:59.840
8 -	58.213	83.48	3.385	15:55:58.053
9 -	58.614	82.91	3.786	15:56:56.667
10 -	59.713	81.38	4.885	15:57:56.380
11 -	58.091	83.66	3.263	15:58:54.471
12 -	56.086	86.65	1.258	15:59:50.557
13 -	56.960	85.32	2.132	16:00:47.517
14 -	57.471	84.56	2.643	16:01:44.988
15 -	54.828 (1)	88.64		16:02:39.816
16 -	56.231	86.42	1.403	16:03:36.047
17 -	55.352 (2)	87.80	0.524	16:04:31.399

P11 65 Richard FERRIS				
LAP	LAP TIME	MPH	DIFF	TIME OF DAY
1 -	1:05.631	74.05	10.033	15:49:15.977
2 -	56.975	85.30	1.377	15:50:12.952
3 -	56.424 (3)	86.13	0.826	15:51:09.376
4 -	56.819	85.53	1.221	15:52:06.195
5 -	56.861	85.47	1.263	15:53:03.056
6 -	57.609	84.36	2.011	15:54:00.665
7 -	58.582	82.96	2.984	15:54:59.247
8 -	58.082	83.67	2.484	15:55:57.329
9 -	58.364	83.27	2.766	15:56:55.693
10 -	59.911	81.12	4.313	15:57:55.604
11 -	57.267	84.86	1.669	15:58:52.871
12 -	57.069	85.16	1.471	15:59:49.940
13 -	57.955	83.85	2.357	16:00:47.895
14 -	57.580	84.40	1.982	16:01:45.475
15 -	56.972	85.30	1.374	16:02:42.447
16 -	55.598 (1)	87.41		16:03:38.045
17 -	55.886 (2)	86.96	0.288	16:04:33.931

P12 52 Kim SHEARN				
LAP	LAP TIME	MPH	DIFF	TIME OF DAY
1 -	1:15.500	64.37	9.666	15:49:25.846
2 -	1:05.834 (1)	73.82		15:50:31.680
3 -	1:09.291 (3)	70.13	3.457	15:51:40.971
4 -	1:08.262 (2)	71.19	2.428	15:52:49.233

Classic and Modern Motorsport Festival - Mallory Park - 23/24 May 2026

FJHRA Historic Formula Junior Championship - Group 2

RACE 6 - STATISTICS

Competitors Started 12
Planned Start 2026-05-23 @ 16:00:00.000
Actual Start 2026-05-23 @ 15:48:10.346
Finish Time 2026-05-23 @ 16:03:48.753
Track Length 1.3500mi.
Total Laps 199
Total Distance Covered 268.6500mi.

Session Fastest Lap History

NO	CL	NAME	LAP TIME	TIME OF DAY	LAP	VEHICLE
90	E1	Rufus FLANN	55.050	15:49:05.404	1	Lotus 22
90	E1	Rufus FLANN	51.508	15:49:56.913	2	Lotus 22
90	E1	Rufus FLANN	51.199	15:50:48.112	3	Lotus 22

Session Leader History

NO	CL	NAME	FROM LAP	LAPS LED	DISTANCE	VEHICLE
90	E1	Rufus FLANN	1	18	24.30 miles	Lotus 22

Flag History

TYPE	TIME OF DAY
GREEN	15:48:10.346
FINISH	16:03:48.753

Flag Statistics

TYPE	COUNT	TOTAL LAPS	TOTAL TIME
Green	1	18	19:34.533
Red	0	0	0.000
Safety Car	0	0	0.000
FCY	0	0	0.000

Classic and Modern Motorsport Festival - Mallory Park - 23/24 May 2026

FJHRA Historic Formula Junior Championship - Group 2

RACE 6 - STATISTICS

CLASS :

1 Starters

Fastest Lap History

NO	NAME	LAP TIME	TIME OF DAY	LAP	VEHICLE
144	Iain ROWLEY	58.430	15:49:08.795	1	Lotus 22
144	Iain ROWLEY	54.328	15:51:04.965	3	Lotus 22
144	Iain ROWLEY	53.271	15:51:58.235	4	Lotus 22
144	Iain ROWLEY	53.141	15:52:51.376	5	Lotus 22
144	Iain ROWLEY	52.818	15:53:44.194	6	Lotus 22
144	Iain ROWLEY	52.593	16:00:50.290	14	Lotus 22

Leader History

NO	NAME	FROM LAP	LAPS LED	DISTANCE	VEHICLE
144	Iain ROWLEY	1	18	24.30 miles	Lotus 22

Classic and Modern Motorsport Festival - Mallory Park - 23/24 May 2026

FJHRA Historic Formula Junior Championship - Group 2

RACE 6 - STATISTICS

CLASS : D2

3 Starters

Fastest Lap History

NO	NAME	LAP TIME	TIME OF DAY	LAP	VEHICLE
171	Nathan METCALFE	56.870	15:49:07.225	1	Lotus 20
171	Nathan METCALFE	52.234	15:49:59.459	2	Lotus 20
171	Nathan METCALFE	52.171	15:50:51.630	3	Lotus 20
171	Nathan METCALFE	52.046	15:56:59.222	10	Lotus 20

Leader History

NO	NAME	FROM LAP	LAPS LED	DISTANCE	VEHICLE
171	Nathan METCALFE	1	18	24.30 miles	Lotus 20

Classic and Modern Motorsport Festival - Mallory Park - 23/24 May 2026

FJHRA Historic Formula Junior Championship - Group 2

RACE 6 - STATISTICS

CLASS : E1

6 Starters

Fastest Lap History

NO	NAME	LAP TIME	TIME OF DAY	LAP	VEHICLE
90	Rufus FLANN	55.050	15:49:05.404	1	Lotus 22
90	Rufus FLANN	51.508	15:49:56.913	2	Lotus 22
90	Rufus FLANN	51.199	15:50:48.112	3	Lotus 22

Leader History

NO	NAME	FROM LAP	LAPS LED	DISTANCE	VEHICLE
90	Rufus FLANN	1	18	24.30 miles	Lotus 22

Classic and Modern Motorsport Festival - Mallory Park - 23/24 May 2026

FJHRA Historic Formula Junior Championship - Group 2

RACE 6 - STATISTICS

CLASS : E2

1 Starters

Fastest Lap History

NO	NAME	LAP TIME	TIME OF DAY	LAP	VEHICLE
65	Richard FERRIS	1:05.631	15:49:15.983	1	Donford FJ
65	Richard FERRIS	56.975	15:50:12.958	2	Donford FJ
65	Richard FERRIS	56.424	15:51:09.383	3	Donford FJ
65	Richard FERRIS	55.598	16:03:38.051	16	Donford FJ

Leader History

NO	NAME	FROM LAP	LAPS LED	DISTANCE	VEHICLE
65	Richard FERRIS	1	17	22.95 miles	Donford FJ

Classic and Modern Motorsport Festival - Mallory Park - 23/24 May 2026

FJHRA Historic Formula Junior Championship - Group 2

RACE 6 - STATISTICS

CLASS : F

1 Starters

Fastest Lap History

NO	NAME	LAP TIME	TIME OF DAY	LAP	VEHICLE
52	Kim SHEARN	1:15.500	15:49:25.863	1	Penny Ford F3
52	Kim SHEARN	1:05.834	15:50:31.698	2	Penny Ford F3

Leader History

NO	NAME	FROM LAP	LAPS LED	DISTANCE	VEHICLE
52	Kim SHEARN	1	4	5.40 miles	Penny Ford F3

Classic and Modern Motorsport Festival - Mallory Park - 23/24 May 2026

FJHRA Historic Formula Junior Championship - Group 2

RACE 12 - CLASSIFICATION

Race Distance: 17 Laps / 22.95 miles

POS	NO	CL	PIC	NAME	ENTRY	LAPS	TIME	GAP	DIFF	MPH	BEST	ON	GRD	↑↓
1	90	E1	1	Rufus FLANN	Lotus 22	17	15:00.217			91.77	51.706	8	1	0
2	171	D2	1	Nathan METCALFE	Lotus 20	17	15:06.306	6.089	6.089	91.16	52.472	11	3	1
3	39	D2	2	Nic CARLTON-SMITH	Lotus 20	17	15:07.269	7.052	0.963	91.06	52.474	12	4	1
4	143	E1	2	Stuart MONUMENT	Lotus 22	17	15:11.110	10.893	3.841	90.68	52.215	14	5	1
5	17	E1	3	George DIFFEY	Lotus 20/22	17	15:11.793	11.576	0.683	90.61	52.182	12	6	1
6	144		1	Iain ROWLEY	Lotus 22	17	15:24.258	24.041	12.465	89.39	53.206	10	2	-4
7	61	D2	3	Oscar TREPESS	Lotus 20	17	15:25.002	24.785	0.744	89.31	53.523	10	7	0
8	124	E1	4	Paul CLARK	Lotus 20/22	17	15:47.705	47.488	22.703	87.17	53.915	11	8	0
9	65	E2	1	Richard FERRIS	Donford FJ	16	15:47.283	1 Lap	1 Lap	82.08	56.406	4	10	1
10	81	E1	5	Ralph CARTER	Brabham BT2	15	15:06.232	2 Laps	1 Lap	80.44	55.258	15	9	-1
11	52	F	1	Kim SHEARN	Penny Ford F3	8	15:23.596	9 Laps	7 Laps	42.09	1:05.522	8	11	0

NOT STARTED

NS	38	D2		Gary THOMAS	Kieft FJ									12
----	----	----	--	-------------	----------	--	--	--	--	--	--	--	--	----

FASTEST LAP

90	E1			Rufus FLANN	Lotus 22	8	51.706			93.99 mph	151.26 kph			
171	D2			Nathan METCALFE	Lotus 20	11	52.472			92.62 mph	149.05 kph			
144				Iain ROWLEY	Lotus 22	10	53.206			91.34 mph	147.00 kph			
65	E2			Richard FERRIS	Donford FJ	4	56.406			86.16 mph	138.66 kph			
52	F			Kim SHEARN	Penny Ford F3	8	1:05.522			74.17 mph	119.37 kph			

Weather / Track : Bright / Dry

These results are provisional until the conclusion of any judicial and technical matters.

Date: 24/05/2026 Start: 14:15 Finish: 14:30

Mallory Park: 1.3500 miles

Clerk Of Course: Mike Heath

Timekeeper: Peter Knight



Classic and Modern Motorsport Festival - Mallory Park - 23/24 May 2026

FJHRA Historic Formula Junior Championship - Group 2

RACE 12 - LAP CHART

LAP 1 @ 14:16:09.449			LAP 2 @ 14:17:01.591			LAP 3 @ 14:17:53.697			LAP 4 @ 14:18:45.420			LAP 5 @ 14:19:39.512		
NO	BEHIND	LAP TIME	NO	BEHIND	LAP TIME	NO	BEHIND	LAP TIME	NO	BEHIND	LAP TIME	NO	BEHIND	LAP TIME
90		57.455	90		52.142	90		52.106	90		51.723	90		54.092
171	1.259	58.714	171	2.308	53.191	171	2.963	52.761	171	3.864	52.624	171	2.706	52.934
144	3.203	1:00.658	144	5.429	54.368	144	7.230	53.907	39	8.714	53.130	39	7.276	52.654
39	3.375	1:00.830	39	5.498	54.265	39	7.307	53.915	144	9.751	54.244	144	9.218	53.559
143	4.023	1:01.478	143	5.830	53.949	143	7.543	53.819	143	9.845	54.025	143	9.327	53.574
17	5.152	1:02.607	17	6.362	53.352	17	8.021	53.765	17	10.896	54.598	52	1 Lap	1:07.366
61	5.979	1:03.434	61	7.850	54.013	61	9.418	53.674	61	11.591	53.896	17	10.022	53.218
65	7.238	1:04.693	65	11.572	56.476	124	15.476	55.510	124	18.285	54.532	61	11.033	53.534
124	8.224	1:05.679	124	12.072	55.990	65	17.027	57.561	65	21.710	56.406	124	18.908	54.715
81	9.888	1:07.343	81	13.436	55.690	81	17.729	56.399	81	22.610	56.604	65	24.896	57.278
52	19.525	1:16.980	52	34.776	1:07.393	52	48.350	1:05.680				81	25.481	56.963

Classic and Modern Motorsport Festival - Mallory Park - 23/24 May 2026

FJHRA Historic Formula Junior Championship - Group 2

RACE 12 - LAP CHART

LAP 6 @ 14:20:31.370			LAP 7 @ 14:21:23.132			LAP 8 @ 14:22:14.838			LAP 9 @ 14:23:06.571			LAP 10 @ 14:23:59.488		
NO	BEHIND	LAP TIME	NO	BEHIND	LAP TIME	NO	BEHIND	LAP TIME	NO	BEHIND	LAP TIME	NO	BEHIND	LAP TIME
90		51.858	90		51.762	90		51.706	90		51.733	90		52.917
171	3.621	52.773	171	4.658	52.799	171	5.842	52.890	171	6.986	52.877	171	6.762	52.693
39	8.060	52.642	39	9.053	52.755	39	9.830	52.483	39	10.609	52.512	39	10.209	52.517
144	10.830	53.470	144	12.807	53.739	143	14.431	53.247	143	15.592	52.894	143	15.112	52.437
143	11.150	53.681	143	12.890	53.502	17	15.388	53.811	17	16.538	52.883	17	16.369	52.748
17	11.201	53.037	17	13.283	53.844	144	16.093	54.992	144	18.040	53.680	144	18.329	53.206
61	12.723	53.548	61	14.670	53.709	61	16.672	53.708	61	18.717	53.778	61	19.323	53.523
124	22.406	55.356	124	24.945	54.301	124	27.481	54.242	124	30.617	54.869	124	31.709	54.009
52	1 Lap	1:07.439	65	37.247	58.647	65	42.733	57.192	65	48.749	57.749	65	53.444	57.612
65	30.362	57.324	81	37.753	58.608	81	43.149	57.102	81	49.264	57.848			
81	30.907	57.284												

Classic and Modern Motorsport Festival - Mallory Park - 23/24 May 2026

FJHRA Historic Formula Junior Championship - Group 2

RACE 12 - LAP CHART

LAP 11 @ 14:24:53.793			LAP 12 @ 14:25:46.841			LAP 13 @ 14:26:38.949			LAP 14 @ 14:27:31.157			LAP 15 @ 14:28:23.450		
NO	BEHIND	LAP TIME	NO	BEHIND	LAP TIME	NO	BEHIND	LAP TIME	NO	BEHIND	LAP TIME	NO	BEHIND	LAP TIME
90		54.305	90		53.048	90		52.108	90		52.208	90		52.293
81	1 Lap	58.013	65	1 Lap	58.009	171	6.240	53.426	171	7.165	53.133	171	7.543	52.671
171	4.929	52.472	81	1 Lap	57.872	39	9.391	53.484	39	9.913	52.730	39	10.307	52.687
39	8.589	52.685	171	4.922	53.041	65	1 Lap	58.596	143	14.155	52.215	143	14.413	52.551
143	13.531	52.724	39	8.015	52.474	81	1 Lap	58.567	17	15.467	53.028	17	15.585	52.411
17	14.720	52.656	143	13.563	53.080	143	14.148	52.693	65	1 Lap	57.190	144	24.421	54.468
144	17.437	53.413	17	13.854	52.182	17	14.647	52.901	81	1 Lap	57.751	61	25.019	54.343
61	18.661	53.643	144	18.583	54.194	144	20.588	54.113	144	22.246	53.866	65	1 Lap	1:17.806
124	31.319	53.915	61	19.443	53.830	61	21.372	54.037	61	22.969	53.805	124	41.454	57.490
			124	32.432	54.161	124	34.337	54.013	124	36.257	54.128			
									52	8 Laps	7:19.923			

Classic and Modern Motorsport Festival - Mallory Park - 23/24 May 2026

FJHRA Historic Formula Junior Championship - Group 2

RACE 12 - LAP CHART

LAP 16 @ 14:29:20.206			LAP 17 @ 14:30:12.211		
NO	BEHIND	LAP TIME	NO	BEHIND	LAP TIME
90		56.756	90		52.005
81	2 Laps	1:34.930	81	2 Laps	55.258
171	5.599	54.812	171	6.089	52.495
39	6.513	52.962	39	7.052	52.544
52	9 Laps	1:13.293	143	10.893	52.799
143	10.099	52.442	17	11.576	52.420
17	11.161	52.332	52	9 Laps	1:05.522
144	22.014	54.349	144	24.041	54.032
61	22.628	54.365	61	24.785	54.162
65	1 Lap	57.537	65	1 Lap	57.207
124	42.349	57.651	124	47.488	57.144

Classic and Modern Motorsport Festival - Mallory Park - 23/24 May 2026

FJHRA Historic Formula Junior Championship - Group 2

RACE 12 - POSITION CHART

No	Name	Lap Pos																	
			1	2	3	4	5	6	7	8	9	10	11	12	13	14	15	16	17
90	FLANN	1	90	90	90	90	90	90	90	90	90	90	90	90	90	90	90	90	90
144	ROWLEY	2	171	171	171	171	171	171	171	171	171	171	171	171	171	171	171	171	171
171	METCALFE	3	144	144	144	39	39	39	39	39	39	39	39	39	39	39	39	39	39
39	CARLTON-SMITH	4	39	39	39	144	144	144	144	143	143	143	143	143	143	143	143	143	143
143	MONUMENT	5	143	143	143	143	143	143	143	17	17	17	17	17	17	17	17	17	17
17	DIFFEY	6	17	17	17	17	17	17	17	144	144	144	144	144	144	144	144	144	144
61	TREPES	7	61	61	61	61	61	61	61	61	61	61	61	61	61	61	61	61	61
124	CLARK	8	65	65	124	124	124	124	124	124	124	124	124	124	124	124	124	124	124
81	CARTER	9	124	124	65	65	65	65	65	65	65	65	65	65	65	65	65	65	65
65	FERRIS	10	81	81	81	81	81	81	81	81	81	81	81	81	81	81	81	81	81
52	SHEARN	11	52	52	52	52	52	52	52	52	52	52	52	52	52	52	52	52	52
38	THOMAS	12																	

Classic and Modern Motorsport Festival - Mallory Park - 23/24 May 2026

FJHRA Historic Formula Junior Championship - Group 2

RACE 12 - LAP ANALYSIS

DIFF = Difference To Personal Best Lap, P = In Pit Lane, D = Time Disallowed

P1 90 Rufus FLANN				
LAP	LAP TIME	MPH	DIFF	TIME OF DAY
1 -	57.455	84.58	5.749	14:16:09.449
2 -	52.142	93.20	0.436	14:17:01.591
3 -	52.106	93.27	0.400	14:17:53.697
4 -	51.723 (2)	93.96	0.017	14:18:45.420
5 -	54.092	89.84	2.386	14:19:39.512
6 -	51.858	93.71	0.152	14:20:31.370
7 -	51.762	93.89	0.056	14:21:23.132
8 -	51.706 (1)	93.99		14:22:14.838
9 -	51.733 (3)	93.94	0.027	14:23:06.571
10 -	52.917	91.84	1.211	14:23:59.488
11 -	54.305	89.49	2.599	14:24:53.793
12 -	53.048	91.61	1.342	14:25:46.841
13 -	52.108	93.26	0.402	14:26:38.949
14 -	52.208	93.08	0.502	14:27:31.157
15 -	52.293	92.93	0.587	14:28:23.450
16 -	56.756	85.62	5.050	14:29:20.206
17 -	52.005	93.45	0.299	14:30:12.211

P2 171 Nathan METCALFE				
LAP	LAP TIME	MPH	DIFF	TIME OF DAY
1 -	58.714	82.77	6.242	14:16:10.708
2 -	53.191	91.36	0.719	14:17:03.899
3 -	52.761	92.11	0.289	14:17:56.660
4 -	52.624 (3)	92.35	0.152	14:18:49.284
5 -	52.934	91.81	0.462	14:19:42.218
6 -	52.773	92.09	0.301	14:20:34.991
7 -	52.799	92.04	0.327	14:21:27.790
8 -	52.890	91.88	0.418	14:22:20.680
9 -	52.877	91.91	0.405	14:23:13.557
10 -	52.693	92.23	0.221	14:24:06.250
11 -	52.472 (1)	92.62		14:24:58.722
12 -	53.041	91.62	0.569	14:25:51.763
13 -	53.426	90.96	0.954	14:26:45.189
14 -	53.133	91.46	0.661	14:27:38.322
15 -	52.671	92.27	0.199	14:28:30.993
16 -	54.812	88.66	2.340	14:29:25.805
17 -	52.495 (2)	92.58	0.023	14:30:18.300

P3 39 Nic CARLTON-SMITH				
LAP	LAP TIME	MPH	DIFF	TIME OF DAY
1 -	1:00.830	79.89	8.356	14:16:12.824
2 -	54.265	89.56	1.791	14:17:07.089
3 -	53.915	90.14	1.441	14:18:01.004
4 -	53.130	91.47	0.656	14:18:54.134
5 -	52.654	92.30	0.180	14:19:46.788
6 -	52.642	92.32	0.168	14:20:39.430
7 -	52.755	92.12	0.281	14:21:32.185
8 -	52.483 (2)	92.60	0.009	14:22:24.668
9 -	52.512 (3)	92.55	0.038	14:23:17.180
10 -	52.517	92.54	0.043	14:24:09.697
11 -	52.685	92.24	0.211	14:25:02.382
12 -	52.474 (1)	92.61		14:25:54.856
13 -	53.484	90.86	1.010	14:26:48.340
14 -	52.730	92.16	0.256	14:27:41.070
15 -	52.687	92.24	0.213	14:28:33.757
16 -	52.962	91.76	0.488	14:29:26.719
17 -	52.544	92.49	0.070	14:30:19.263

Classic and Modern Motorsport Festival - Mallory Park - 23/24 May 2026

FJHRA Historic Formula Junior Championship - Group 2

RACE 12 - LAP ANALYSIS

DIFF = Difference To Personal Best Lap, P = In Pit Lane, D = Time Disallowed

P4 143 Stuart MONUMENT				
LAP	LAP TIME	MPH	DIFF	TIME OF DAY
1 -	1:01.478	79.05	9.263	14:16:13.472
2 -	53.949	90.08	1.734	14:17:07.421
3 -	53.819	90.30	1.604	14:18:01.240
4 -	54.025	89.95	1.810	14:18:55.265
5 -	53.574	90.71	1.359	14:19:48.839
6 -	53.681	90.53	1.466	14:20:42.520
7 -	53.502	90.83	1.287	14:21:36.022
8 -	53.247	91.27	1.032	14:22:29.269
9 -	52.894	91.88	0.679	14:23:22.163
10 -	52.437 (2)	92.68	0.222	14:24:14.600
11 -	52.724	92.17	0.509	14:25:07.324
12 -	53.080	91.55	0.865	14:26:00.404
13 -	52.693	92.23	0.478	14:26:53.097
14 -	52.215 (1)	93.07		14:27:45.312
15 -	52.551	92.48	0.336	14:28:37.863
16 -	52.442 (3)	92.67	0.227	14:29:30.305
17 -	52.799	92.04	0.584	14:30:23.104

P5 17 George DIFFEY				
LAP	LAP TIME	MPH	DIFF	TIME OF DAY
1 -	1:02.607	77.62	10.425	14:16:14.601
2 -	53.352	91.09	1.170	14:17:07.953
3 -	53.765	90.39	1.583	14:18:01.718
4 -	54.598	89.01	2.416	14:18:56.316
5 -	53.218	91.32	1.036	14:19:49.534
6 -	53.037	91.63	0.855	14:20:42.571
7 -	53.844	90.26	1.662	14:21:36.415
8 -	53.811	90.31	1.629	14:22:30.226
9 -	52.883	91.90	0.701	14:23:23.109
10 -	52.748	92.13	0.566	14:24:15.857
11 -	52.656	92.29	0.474	14:25:08.513
12 -	52.182 (1)	93.13		14:26:00.695
13 -	52.901	91.86	0.719	14:26:53.596
14 -	53.028	91.64	0.846	14:27:46.624
15 -	52.411 (3)	92.72	0.229	14:28:39.035
16 -	52.332 (2)	92.86	0.150	14:29:31.367
17 -	52.420	92.71	0.238	14:30:23.787

P6 144 Iain ROWLEY				
LAP	LAP TIME	MPH	DIFF	TIME OF DAY
1 -	1:00.658	80.12	7.452	14:16:12.652
2 -	54.368	89.39	1.162	14:17:07.020
3 -	53.907	90.15	0.701	14:18:00.927
4 -	54.244	89.59	1.038	14:18:55.171
5 -	53.559	90.74	0.353	14:19:48.730
6 -	53.470 (3)	90.89	0.264	14:20:42.200
7 -	53.739	90.43	0.533	14:21:35.939
8 -	54.992	88.37	1.786	14:22:30.931
9 -	53.680	90.53	0.474	14:23:24.611
10 -	53.206 (1)	91.34		14:24:17.817
11 -	53.413 (2)	90.98	0.207	14:25:11.230
12 -	54.194	89.67	0.988	14:26:05.424
13 -	54.113	89.81	0.907	14:26:59.537
14 -	53.866	90.22	0.660	14:27:53.403
15 -	54.468	89.22	1.262	14:28:47.871
16 -	54.349	89.42	1.143	14:29:42.220
17 -	54.032	89.94	0.826	14:30:36.252

Classic and Modern Motorsport Festival - Mallory Park - 23/24 May 2026

FJHRA Historic Formula Junior Championship - Group 2

RACE 12 - LAP ANALYSIS

DIFF = Difference To Personal Best Lap, P = In Pit Lane, D = Time Disallowed

P7 61 Oscar TREPES				
LAP	LAP TIME	MPH	DIFF	TIME OF DAY
1 -	1:03.434	76.61	9.911	14:16:15.428
2 -	54.013	89.97	0.490	14:17:09.441
3 -	53.674	90.54	0.151	14:18:03.115
4 -	53.896	90.17	0.373	14:18:57.011
5 -	53.534 (2)	90.78	0.011	14:19:50.545
6 -	53.548 (3)	90.75	0.025	14:20:44.093
7 -	53.709	90.48	0.186	14:21:37.802
8 -	53.708	90.48	0.185	14:22:31.510
9 -	53.778	90.37	0.255	14:23:25.288
10 -	53.523 (1)	90.80		14:24:18.811
11 -	53.643	90.59	0.120	14:25:12.454
12 -	53.830	90.28	0.307	14:26:06.284
13 -	54.037	89.93	0.514	14:27:00.321
14 -	53.805	90.32	0.282	14:27:54.126
15 -	54.343	89.43	0.820	14:28:48.469
16 -	54.365	89.39	0.842	14:29:42.834
17 -	54.162	89.73	0.639	14:30:36.996

P8 124 Paul CLARK				
LAP	LAP TIME	MPH	DIFF	TIME OF DAY
1 -	1:05.679	73.99	11.764	14:16:17.673
2 -	55.990	86.80	2.075	14:17:13.663
3 -	55.510	87.55	1.595	14:18:09.173
4 -	54.532	89.12	0.617	14:19:03.705
5 -	54.715	88.82	0.800	14:19:58.420
6 -	55.356	87.79	1.441	14:20:53.776
7 -	54.301	89.50	0.386	14:21:48.077
8 -	54.242	89.59	0.327	14:22:42.319
9 -	54.869	88.57	0.954	14:23:37.188
10 -	54.009 (2)	89.98	0.094	14:24:31.197
11 -	53.915 (1)	90.14		14:25:25.112
12 -	54.161	89.73	0.246	14:26:19.273
13 -	54.013 (3)	89.97	0.098	14:27:13.286
14 -	54.128	89.78	0.213	14:28:07.414
15 -	57.490	84.53	3.575	14:29:04.904
16 -	57.651	84.30	3.736	14:30:02.555
17 -	57.144	85.04	3.229	14:30:59.699

P9 65 Richard FERRIS				
LAP	LAP TIME	MPH	DIFF	TIME OF DAY
1 -	1:04.693	75.12	8.287	14:16:16.687
2 -	56.476 (2)	86.05	0.070	14:17:13.163
3 -	57.561	84.43	1.155	14:18:10.724
4 -	56.406 (1)	86.16		14:19:07.130
5 -	57.278	84.84	0.872	14:20:04.408
6 -	57.324	84.78	0.918	14:21:01.732
7 -	58.647	82.86	2.241	14:22:00.379
8 -	57.192	84.97	0.786	14:22:57.571
9 -	57.749	84.15	1.343	14:23:55.320
10 -	57.612	84.35	1.206	14:24:52.932
11 -	58.009	83.78	1.603	14:25:50.941
12 -	58.596	82.94	2.190	14:26:49.537
13 -	57.190 (3)	84.97	0.784	14:27:46.727
14 -	1:17.806	62.46	21.400	14:29:04.533
15 -	57.537	84.46	1.131	14:30:02.070
16 -	57.207	84.95	0.801	14:30:59.277

P10 81 Ralph CARTER				
LAP	LAP TIME	MPH	DIFF	TIME OF DAY
1 -	1:07.343	72.16	12.085	14:16:19.337

DIFF = Difference To Personal Best Lap, P = In Pit Lane, D = Time Disallowed

2 -	55.690 (2)	87.26	0.432	14:17:15.027
3 -	56.399 (3)	86.17	1.141	14:18:11.426
4 -	56.604	85.85	1.346	14:19:08.030
5 -	56.963	85.31	1.705	14:20:04.993
6 -	57.284	84.84	2.026	14:21:02.277
7 -	58.608	82.92	3.350	14:22:00.885
8 -	57.102	85.11	1.844	14:22:57.987
9 -	57.848	84.01	2.590	14:23:55.835
10 -	58.013	83.77	2.755	14:24:53.848
11 -	57.872	83.97	2.614	14:25:51.720
12 -	58.567	82.98	3.309	14:26:50.287
13 -	57.751	84.15	2.493	14:27:48.038
14 -	1:34.930	51.19	39.672	14:29:22.968
15 -	55.258 (1)	87.95		14:30:18.226

P11 52 Kim SHEARN				
LAP	LAP TIME	MPH	DIFF	TIME OF DAY
1 -	1:16.980	63.13	11.458	14:16:28.974
2 -	1:07.393	72.11	1.871	14:17:36.367
3 -	1:05.680 (2)	73.99	0.158	14:18:42.047
4 -	1:07.366 (3)	72.14	1.844	14:19:49.413
5 -	1:07.439	72.06	1.917	14:20:56.852
6 -	7:19.923	11.04	6:14.401	14:28:16.775
7 -	1:13.293	66.30	7.771	14:29:30.068
8 -	1:05.522 (1)	74.17		14:30:35.590