



The Vintage Sports-Car Club

HSCC/FJHRA HISTORIC FRONT ENGINED FORMULA JUNIOR CHAMPIONSHIP

PROVISIONAL RESULT - PRACTICE SESSION 4

PI	No	CI	Name	Car	Laps	Time on Lap	Behind	MPH	
1	79	B2	Andrew HIBBERD	Lola Mk2	20	55.61	16	87.39	
2	33	B2	Christopher DRAKE	Terrier T4 Series 1	6	56.57	5	00.96	85.91
3	24	A	Tom WATERFIELD	Hillwood FJ	10	56.71	10	01.10	85.70
4	11	B2	Nick TAYLOR	Elva 100	19	56.71	19	01.10	85.70
5	3	B2	Iain ROWLEY	Lola Mk 2	6	57.30	6	01.69	84.82
6	13	B2	John ARNOLD	Elva 100	14	57.91	7	02.30	83.92
7	4	B1	Graham BARRON	Gemini Mk2	19	58.81	15	03.20	82.64
8	23	B2	Keith ROACH	Condor S II	18	59.37	7	03.76	81.86
9	6	B2	Jeremy KNIGHT	Gemini Mk11	18	1:00.17	17	04.56	80.77
10	90	B2	Mark HAYNES	Nota FJ	18	1:02.08	12	06.47	78.29
11	34	B2	James OWEN	Gemini Mk 2	2	1:03.71	2	08.10	76.28
12	28	B2	Colin MCKAY	Gemini Mk2	11	1:04.45	7	08.84	75.41
13	66	A	Tony PEARSON	Bandini FJ	9	1:07.52	5	11.91	71.98
14	18	A	Roger WOODBRIDGE	Volpini FJ	14	1:08.27	5	12.66	71.19
15	25	B1	Bernard BROCK	Elva 100 CG	8	1:08.38	6	12.77	71.07
Not-Seen									
	7		Duncan RABAGLIATI	Alexis HF1					
	93		Rudolf ERNST	Mitter M60 DKW					

Start Time : 10:13

Mallory Park

22 Aug 21 10:35

Clerk of Course: John Felix

Time Issued:

Chief Timekeeper: Anthony Smith

THESE RESULTS ARE PROVISIONAL UNTIL THE CONCLUSION OF ANY JUDICIAL AND TECHNICAL MATTERS


Timing by HS Sports Ltd - Results and Lap Times at www.theresultslive.co.uk/vintage-sports-car-club

HSCC/FJHRA HISTORIC FRONT ENGINED FORMULA JUNIOR CHAMPIONSHIP


LAP TIMES - PRACTICE SESSION 4

3	Iain ROWLEY									
Lap	1	2	3	4	5	6	7	8	9	10
1	1:00.29	59.56	59.16	59.49	57.80	57.30				
4	Graham BARRON									
Lap	1	2	3	4	5	6	7	8	9	10
1	1:05.97	59.53	1:00.57	1:00.51	1:00.21	1:00.10	59.55	59.54	58.89	59.41
11	59.00	1:01.10	59.11	59.36	58.81	59.27	1:00.55	1:00.37	1:02.98	
6	Jeremy KNIGHT									
Lap	1	2	3	4	5	6	7	8	9	10
1	1:06.49	1:04.48	1:05.30	1:03.90	1:03.78	1:03.17	1:02.99	1:02.81	1:02.45	1:04.83
11	1:05.34	1:01.88	1:01.22	1:00.94	1:01.97	1:00.71	1:00.17	1:02.18		
11	Nick TAYLOR									
Lap	1	2	3	4	5	6	7	8	9	10
1	1:04.80	1:00.72	59.96	59.19	1:00.02	58.43	58.28	58.24	58.35	59.44
11	58.25	1:00.53	57.94	57.62	58.86	57.05	57.29	57.40	56.71	
13	John ARNOLD									
Lap	1	2	3	4	5	6	7	8	9	10
1	1:03.94	59.39	1:00.85	1:00.14	1:01.27	1:02.45	57.91	58.44	57.94	58.29
11	58.30	59.74	58.00	59.03						
18	Roger WOODBRIDGE									
Lap	1	2	3	4	5	6	7	8	9	10
1	1:13.94	1:10.57	1:11.66	1:09.73	1:08.27	1:10.65	1:10.56	1:10.95	1:08.55	1:11.15
11	1:09.90	1:12.76	1:10.27	1:08.44						
23	Keith ROACH									
Lap	1	2	3	4	5	6	7	8	9	10
1	1:05.85	1:00.00	1:01.11	1:00.61	1:02.01	1:03.46	59.37	1:06.07	1:05.42	1:03.45
11	1:02.80	1:08.79	1:09.58	1:07.38	1:05.43	1:10.00	1:06.94	1:08.79		
24	Tom WATERFIELD									
Lap	1	2	3	4	5	6	7	8	9	10
1	1:05.72	1:00.61	1:01.24	59.74	1:00.46	59.30	59.16	58.50	57.78	56.71
25	Bernard BROCK									
Lap	1	2	3	4	5	6	7	8	9	10
1	1:11.13	1:11.03	1:11.42	1:11.42	1:11.82	1:08.38	1:09.51	1:10.97		
28	Colin MCKAY									
Lap	1	2	3	4	5	6	7	8	9	10
1	1:09.92	1:06.38	1:07.86	1:07.44	1:05.89	1:04.59	1:04.45	1:05.38	1:06.07	1:05.27
11	1:06.80									
33	Christopher DRAKE									
Lap	1	2	3	4	5	6	7	8	9	10
1	59.85	57.56	58.92	56.65	56.57	57.12				

34	James OWEN									
Lap	1	2	3	4	5	6	7	8	9	10
1	1:06.87	1:03.71								
66	Tony PEARSON									
Lap	1	2	3	4	5	6	7	8	9	10
1	1:14.93	1:12.60	1:08.74	1:09.65	1:07.52	1:08.88	1:08.41	1:09.60	1:08.67	
79	Andrew HIBBERD									
Lap	1	2	3	4	5	6	7	8	9	10
1	1:00.85	59.42	59.24	1:00.11	57.48	59.47	58.54	58.07	58.38	57.06
11	55.94	56.65	56.71	59.06	56.37	55.61	58.53	1:03.16	56.81	57.75
90	Mark HAYNES									
Lap	1	2	3	4	5	6	7	8	9	10
1	1:09.61	1:06.92	1:06.30	1:04.50	1:04.00	1:03.85	1:02.18	1:02.31	1:02.82	1:12.85
11	1:04.16	1:02.08	1:03.58	1:04.02	1:03.68	1:04.23	1:03.84	1:04.27		




RACE GRID



HSCC/FJHRA HISTORIC FRONT-ENGINEED FORMULA JUNIOR CHAMPIONSHIP

RACE 3

ROW 10			
ROW 9	93 Rudolf ERNST		
ROW 8	25 01:08.380 Bernard BROCK		7 Duncan RABAGLIATI
ROW 7	66 01:07.520 Tony PEARSON	18 01:08.270 Roger WOODBRIDGE	
ROW 6	34 01:03.710 James OWEN		28 01:04.450 Colin MCKAY
ROW 5	6 01:00.170 Jeremy KNIGHT	90 01:02.080 Mark HAYNES	
ROW 4	4 58.810 Graham BARRON		23 59.370 Keith ROACH
ROW 3	3 57.300 Iain ROWLEY	13 57.910 John ARNOLD	
ROW 2	11 56.710 Nick TAYLOR		24 56.710 Tom WATERFIELD
ROW 1	79 55.610 Andrew HIBBERD	33 56.570 Christopher DRAKE	
POLE			
			



HSCC/FJHRA HISTORIC FRONT-ENGINED FORMULA JUNIOR CHAMPIONSHIP

RESULT - RACE 3

Pl	No	Cl	Name	Car	Laps	Time	Behind	MPH	Best Lap on	MPH
1	79	B2	Andrew HIBBERD	Lola Mk2	22	20:31.46		86.82	54.29	17 89.52
2	11	B2	Nick TAYLOR	Elva 100	22	20:47.74	16.28	85.69	55.70	13 87.25
3	3	B2	Iain ROWLEY	Lola Mk 2	22	20:50.55	19.09	85.50	55.63	13 87.36
4	24	A	Tom WATERFIELD	Hillwood FJ	22	20:59.37	27.91	84.90	56.02	15 86.75
5	13	B2	John ARNOLD	Elva 100	22	21:16.74	45.28	83.74	56.28	10 86.35
6	4	B1	Graham BARRON	Gemini Mk2	21	20:56.39	1 Lap	81.23	58.07	7 83.69
7	6	B2	Jeremy KNIGHT	Gemini Mk11	21	21:10.18	1 Lap	80.35	59.25	14 82.03
8	90	B2	Mark HAYNES	Nota FJ	21	21:19.34	1 Lap	79.78	58.91	6 82.50
9	93	B2	Rudolf ERNST	Mitter M60 DKW	20	20:39.04	2 Laps	78.45	58.36	17 83.28
10	7	B2	Duncan RABAGLIATI	Alexis HF1	19	20:41.64	3 Laps	74.37	1:03.22	16 76.87
11	66	A	Tony PEARSON	Bandini FJ	18	20:33.83	4 Laps	70.90	1:04.63	14 75.20
12	18	A	Roger WOODBRIDGE	Volpini FJ	18	21:07.26	4 Laps	69.03	1:08.35	4 71.10

Not-Classified

23	B2	Keith ROACH	Condor S II	20	19:57.36	DNF	81.18	57.79	16 84.10
28	B2	Colin MCKAY	Gemini Mk2	1	1:11.31	DNF	68.15		0 0.00
25	B1	Bernard BROCK	Elva 100 CG	0		Starter			

Fastest Lap

24	A	Tom WATERFIELD	Hillwood FJ				56.02	15 86.75
4	B1	Graham BARRON	Gemini Mk2				58.07	7 83.69
79	B2	Andrew HIBBERD	Lola Mk2				54.29	17 89.52

Start Time : 13:47

Mallory Park

22 Aug 21 14:10

Clerk of Course: John Felix

Time Issued:

Chief Timekeeper: Anthony Smith

THESE RESULTS ARE PROVISIONAL UNTIL THE CONCLUSION OF ANY JUDICIAL AND TECHNICAL MATTERS

Timing by HS Sports Ltd - Results and Lap Times at www.theresultslive.co.uk/vintage-sports-car-club

HSCC/FJHRA HISTORIC FRONT-ENGINEED FORMULA JUNIOR CHAMPIONSHIP

LAP TIMES - RACE 3

3 Iain ROWLEY

Lap	1	2	3	4	5	6	7	8	9	10
1				55.65	55.96	57.95	56.41	56.07	56.03	55.91
11	56.35	56.19	55.63	56.12	56.28	56.46	56.23	56.64	56.16	57.30
21	58.60	59.00								

4 Graham BARRON

Lap	1	2	3	4	5	6	7	8	9	10
1			59.25	58.84	58.67	58.66	58.07	58.37	58.61	59.38
11	58.58	58.62	58.71	58.23	58.65	58.67	58.69	58.63	58.77	58.62
21	58.98									

6 Jeremy KNIGHT

Lap	1	2	3	4	5	6	7	8	9	10
1	1:08.72	1:01.80	1:00.60	1:01.68	59.79	59.46	59.87	59.70	59.76	59.45
11	59.72	59.45	1:00.45	59.25	1:01.62	59.63	59.90	1:00.15	59.68	59.78
21	59.72									

7 Duncan RABAGLIATI

Lap	1	2	3	4	5	6	7	8	9	10
1	1:20.55	1:06.99	1:04.24	1:07.73	1:06.41	1:03.52	1:03.48	1:03.45	1:03.65	1:03.31
11	1:04.81	1:05.10	1:04.73	1:04.01	1:04.47	1:03.22	1:03.50	1:03.44	1:05.03	

11 Nick TAYLOR

Lap	1	2	3	4	5	6	7	8	9	10
1				55.94	56.27	58.56	56.49	56.54	55.90	56.32
11	56.21	55.73	55.70	56.31	56.78	57.50	56.19	56.65	56.01	56.06
21	57.15	56.56								

13 John ARNOLD

Lap	1	2	3	4	5	6	7	8	9	10
1			56.73	56.90	58.14	57.44	58.55	56.48	56.44	56.28
11	57.69	57.23	57.29	57.30	58.51	58.07	59.79	58.72	58.44	58.73
21	58.18	58.22								

18 Roger WOODBRIDGE

Lap	1	2	3	4	5	6	7	8	9	10
1	1:17.53	1:09.58	1:08.69	1:08.35	1:10.03	1:08.66	1:12.03	1:10.50	1:09.09	1:10.97
11	1:08.62	1:09.00	1:12.28	1:12.60	1:09.97	1:10.62	1:08.98	1:09.76		

23 Keith ROACH

Lap	1	2	3	4	5	6	7	8	9	10
1			1:04.55	1:01.28	59.46	58.32	1:01.70	58.94	58.13	59.59
11	58.76	59.33	59.37	59.22	59.16	57.79	1:00.10	59.08	58.30	58.06

24 Tom WATERFIELD

Lap	1	2	3	4	5	6	7	8	9	10
1			57.03	57.09	57.18	57.28	57.24	56.75	56.96	56.21
11	56.67	56.24	56.83	56.35	56.02	57.15	56.92	57.11	56.85	57.26

21 56.81 57.60

28 Colin MCKAY

Lap	1	2	3	4	5	6	7	8	9	10
1	1:11.31									

66 Tony PEARSON

Lap	1	2	3	4	5	6	7	8	9	10
1	1:16.57	1:09.44	1:05.37	1:07.88	1:08.99	1:05.25	1:05.47	1:07.20	1:09.09	1:06.81
11	1:09.22	1:09.34	1:07.11	1:04.63	1:12.10	1:07.11	1:12.32	1:09.93		

79 Andrew HIBBERD

Lap	1	2	3	4	5	6	7	8	9	10
1				55.31	54.88	56.59	54.91	55.21	55.68	55.90
11	55.13	56.80	56.80	57.97	55.67	56.21	54.29	56.75	54.61	54.51
21	55.77	54.93								

90 Mark HAYNES

Lap	1	2	3	4	5	6	7	8	9	10
1	1:09.19	1:00.73	1:00.65	1:00.21	59.82	58.91	59.01	1:00.23	59.48	1:00.77
11	59.41	59.86	1:00.33	1:00.28	1:02.34	1:01.82	1:01.23	1:01.29	1:01.72	1:01.05
21	1:01.01									

93 Rudolf ERNST

Lap	1	2	3	4	5	6	7	8	9	10
1	1:18.19	1:05.18	1:01.71	1:00.96	1:00.90	1:02.12	1:01.11	1:00.92	1:03.30	1:02.04
11	1:01.30	1:00.53	1:03.10	59.18	59.33	1:01.64	58.36	1:00.04	59.55	59.58