



# GRAND PRIX DE FRANCE

## HISTORIQUE

11 - 13 juin 2021



# Results Booklet



11 - 13 June 2021

(12) Lurani Trophy Formula Juniors

Circuit Paul Ricard (1CV2) (5.842 km)

Qualifying Practices

Classification on the best lap

Provisional Ranking

Pos.	No.	Cat	Cat. P	Name	N	Car	Year	B. Lap	In lap	Gap 1rst	Gap prev	Av. BL	Laps
1	175	E1	1	GOODWIN Chris	GBR	Lotus 22 - 1098cc	1962	2:27.959	9	-	-	142.1	10
2	99	E1	2	SHAW Mark	GBR	Brabham BT6 - 1098cc	1963	2:30.689	10	2.730	2.730	139.5	10
3	88	E1	3	AMES Alex	GBR	Brabham BT6 - 1100cc	1963	2:31.207	5	3.248	0.518	139.0	9
4	180	E1	4	MOWLE Lee	GBR	Lotus 20/22 - 1098cc	1961	2:31.499	9	3.540	0.292	138.8	10
5	992	E1	5	TONETTI Roberto	ITA	Brabham BT6 - 1097cc	1963	2:32.189	8	4.230	0.690	138.1	9
6	80	E1	6	KRIKNOFF Serge	SUI	Lotus 22 - 1097cc	1963	2:32.564	9	4.605	0.375	137.8	9
7	55	E1	7	HALUSA Lukas	NED	Lotus 22 - 1098cc	1962	2:32.692	7	4.733	0.128	137.7	9
8	89	E1	8	FERRARI Bruno	ITA	Branca FJ - 1100cc	1963	2:34.141	6	6.182	1.449	136.4	7
9	53	E1	9	BUHOFFER Philipp	SUI	Lola MK5A - 1098cc	1963	2:36.871	3	8.912	2.730	134.0	10
10	61	E1	10	BEAUMONT Andrew	GBR	Lotus 22 - 1100cc	1961	2:37.641	9	9.682	0.770	133.4	9
11	54	E1	11	HALUSA Andreas	SUI	Lotus 22 - 1098cc	1962	2:40.345	5	12.386	2.704	131.1	9
12	77	E1	12	AMEZ-DROZ Marc	SUI	Brabham BT6 - 1098cc	1963	2:41.008	9	13.049	0.663	130.6	9
13	42	D2	1	AUBERT Martin	ARG	Lotus 20 - 1098cc	1961	2:41.718	9	13.759	0.710	130.0	9
14	17	B2	1	REY Stéphane	FRA	Scorpion 500S-2 - 1060cc	1960	2:47.495	8	19.536	5.777	125.5	9
15	14	E1	13	BALDANZA Francesco	SUI	Lotus 22 - 1097cc	1962	2:55.901	8	27.942	8.406	119.5	8
16	154	E1	14	RUDIGER Friedrichs	DEU	Lola MK A - 1097cc	1963	2:57.298	2	29.339	1.397	118.6	3
17	51	E1	15	PERRUCHOT Fabrice	FRA	Lotus FJ 20/22 - 1098cc	1961	2:59.485	8	31.526	2.187	117.1	8
18	48	A	1	NELLEMANN Jac	DEN	Volpini FJ - 1098cc	1959	3:01.872	6	33.913	2.387	115.6	8
19	15	B2	2	SPRITZ Richard	USA	BMC Mk1 - 1098cc	1959	3:04.400	8	36.441	2.528	114.0	8
20	46	C2	1	DEL CONTE Carlo Maria	SUI	Wainer FJ - 1089cc	1960	3:05.773	4	37.814	1.373	113.2	6
21	18	A	2	JUSTESEN Erik	DEN	Apache Mk 1 - 1089cc	1959	3:07.930	8	39.971	2.157	111.9	8
22	97	D2	2	CIERS Hans	BEL	Lotus 20 - 1100cc	1961	3:11.066	5	43.107	3.136	110.0	6
23	47	A	3	PERLINO Silvio	MCO	Volpini FJ - 1100cc	1958	3:13.478	3	45.519	2.412	108.7	4
24	5	E1	16	BAUDOIN Michel	FRA	Lotus 20/22 - 1100cc	1962	3:21.248	2	53.289	7.770	104.5	3
<b>NO TIME</b>													
25	79	E1	17	D'AUBREBY Patrick	FRA	Brabham BT6 - 1098cc	1963	-	0	-	-	-	0
26	993	E1	18	TONETTI Pierre	ITA	De Tomaso FJ 63 - 1097cc	1963	-	0	-	-	-	0

B. Lap : 2:27.959 (142.1 km/h), (No.175) GOODWIN Chris

Results are provisional until the end of protest and appeal time. The limit is 30 minutes after publishing the official notice.  
In case of problem during technical scrutineering, sporting incident or protest, results will be suspended until the end of investigations.

Lap Time deleted for no respect of track limits :  
N° 88 > Lap Time = 2.31:346 - N° 180 > Lap Time = 2.32:065 - N° 53 > Lap Time = 2.36:291

11 - 13 June 2021

(12) Lurani Trophy Formula Juniors

Circuit Paul Ricard (1CV2) (5.842 km)

Qualifying Practices

Classification on the best lap

Final Ranking

Pos.	No.	Cat	Cat. P	Name	N	Car	Year	B. Lap	In lap	Gap 1rst	Gap prev	Av. BL	Laps
1	175	E1	1	GOODWIN Chris	GBR	Lotus 22 - 1098cc	1962	2:27.959	9	-	-	142.1	10
2	99	E1	2	SHAW Mark	GBR	Brabham BT6 - 1098cc	1963	2:30.689	10	2.730	2.730	139.5	10
3	88	E1	3	AMES Alex	GBR	Brabham BT6 - 1100cc	1963	2:31.207	5	3.248	0.518	139.0	9
4	180	E1	4	MOWLE Lee	GBR	Lotus 20/22 - 1098cc	1961	2:31.499	9	3.540	0.292	138.8	10
5	992	E1	5	TONETTI Roberto	ITA	Brabham BT6 - 1097cc	1963	2:32.189	8	4.230	0.690	138.1	9
6	80	E1	6	KRIKNOFF Serge	SUI	Lotus 22 - 1097cc	1963	2:32.564	9	4.605	0.375	137.8	9
7	55	E1	7	HALUSA Lukas	NED	Lotus 22 - 1098cc	1962	2:32.692	7	4.733	0.128	137.7	9
8	89	E1	8	FERRARI Bruno	ITA	Branca FJ - 1100cc	1963	2:34.141	6	6.182	1.449	136.4	7
9	53	E1	9	BUHOFER Philipp	SUI	Lola MK5A - 1098cc	1963	2:36.871	3	8.912	2.730	134.0	10
10	61	E1	10	BEAUMONT Andrew	GBR	Lotus 22 - 1100cc	1961	2:37.641	9	9.682	0.770	133.4	9
11	54	E1	11	HALUSA Andreas	SUI	Lotus 22 - 1098cc	1962	2:40.345	5	12.386	2.704	131.1	9
12	77	E1	12	AMEZ-DROZ Marc	SUI	Brabham BT6 - 1098cc	1963	2:41.008	9	13.049	0.663	130.6	9
13	42	D2	1	AUBERT Martin	ARG	Lotus 20 - 1098cc	1961	2:41.718	9	13.759	0.710	130.0	9
14	17	B2	1	REY Stéphane	FRA	Scorpion 500S-2 - 1060cc	1960	2:47.495	8	19.536	5.777	125.5	9
15	14	E1	13	BALDANZA Francesco	SUI	Lotus 22 - 1097cc	1962	2:55.901	8	27.942	8.406	119.5	8
16	154	E1	14	RUDIGER Friedrichs	DEU	Lola MK A - 1097cc	1963	2:57.298	2	29.339	1.397	118.6	3
17	51	E1	15	PERRUCHOT Fabrice	FRA	Lotus FJ 20/22 - 1098cc	1961	2:59.485	8	31.526	2.187	117.1	8
18	48	A	1	NELLEMANN Jac	DEN	Volpini FJ - 1098cc	1959	3:01.872	6	33.913	2.387	115.6	8
19	15	B2	2	SPRITZ Richard	USA	BMC Mk1 - 1098cc	1959	3:04.400	8	36.441	2.528	114.0	8
20	46	C2	1	DEL CONTE Carlo Maria	SUI	Wainer FJ - 1089cc	1960	3:05.773	4	37.814	1.373	113.2	6
21	18	A	2	JUSTESEN Erik	DEN	Apache Mk 1 - 1089cc	1959	3:07.930	8	39.971	2.157	111.9	8
22	97	D2	2	CIERS Hans	BEL	Lotus 20 - 1100cc	1961	3:11.066	5	43.107	3.136	110.0	6
23	47	A	3	PERLINO Silvio	MCO	Volpini FJ - 1100cc	1958	3:13.478	3	45.519	2.412	108.7	4
24	5	E1	16	BAUDOIN Michel	FRA	Lotus 20/22 - 1100cc	1962	3:21.248	2	53.289	7.770	104.5	3
<b>NO TIME</b>													
25	79	E1	17	D'AUBREBY Patrick	FRA	Brabham BT6 - 1098cc	1963	-	0	-	-	-	0
26	993	E1	18	TONETTI Pierre	ITA	De Tomaso FJ 63 - 1097cc	1963	-	0	-	-	-	0

**B. Lap : 2:27.959 (142.1 km/h), (No.175) GOODWIN Chris**



Start : 16:25, End : 16:50



11 - 13 June 2021

(12) Lurani Trophy Formula Juniors

Circuit Paul Ricard (1CV2) (5.842 km)


Qualifying Practices

Classification on the best lap

Final Ranking by Categories

Pos.	No.	Cat	Cat. P	Name	N	Car	Year	B. Lap	In lap	Gap 1rst	Gap prev	Av. BL	Laps
<b>Cat : A</b>													
1	48	A	1	NELLEMANN Jac	DEN	Volpini FJ - 1098cc	1959	<b>3:01.872</b>	6	-	-	115.6	8
2	18	A	2	JUSTESEN Erik	DEN	Apache Mk 1 - 1089cc	1959	<b>3:07.930</b>	8	6.058	6.058	111.9	8
3	47	A	3	PERLINO Silvio	MCO	Volpini FJ - 1100cc	1958	<b>3:13.478</b>	3	11.606	5.548	108.7	4
<b>Cat : B2</b>													
1	17	B2	1	REY Stéphane	FRA	Scorpion 500S-2 - 1060cc	1960	<b>2:47.495</b>	8	-	-	125.5	9
2	15	B2	2	SPRITZ Richard	USA	BMC Mk1 - 1098cc	1959	<b>3:04.400</b>	8	16.905	16.905	114.0	8
<b>Cat : C2</b>													
1	46	C2	1	DEL CONTE Carlo Maria	SUI	Wainer FJ - 1089cc	1960	<b>3:05.773</b>	4	-	-	113.2	6
<b>Cat : D2</b>													
1	42	D2	1	AUBERT Martin	ARG	Lotus 20 - 1098cc	1961	<b>2:41.718</b>	9	-	-	130.0	9
2	97	D2	2	CIERS Hans	BEL	Lotus 20 - 1100cc	1961	<b>3:11.066</b>	5	29.348	29.348	110.0	6
<b>Cat : E1</b>													
1	175	E1	1	GOODWIN Chris	GBR	Lotus 22 - 1098cc	1962	<b>2:27.959</b>	9	-	-	142.1	10
2	99	E1	2	SHAW Mark	GBR	Brabham BT6 - 1098cc	1963	<b>2:30.689</b>	10	2.730	2.730	139.5	10
3	88	E1	3	AMES Alex	GBR	Brabham BT6 - 1100cc	1963	<b>2:31.207</b>	5	3.248	0.518	139.0	9
4	180	E1	4	MOWLE Lee	GBR	Lotus 20/22 - 1098cc	1961	<b>2:31.499</b>	9	3.540	0.292	138.8	10
5	992	E1	5	TONETTI Roberto	ITA	Brabham BT6 - 1097cc	1963	<b>2:32.189</b>	8	4.230	0.690	138.1	9
6	80	E1	6	KRIKNOFF Serge	SUI	Lotus 22 - 1097cc	1963	<b>2:32.564</b>	9	4.605	0.375	137.8	9
7	55	E1	7	HALUSA Lukas	NED	Lotus 22 - 1098cc	1962	<b>2:32.692</b>	7	4.733	0.128	137.7	9
8	89	E1	8	FERRARI Bruno	ITA	Branca FJ - 1100cc	1963	<b>2:34.141</b>	6	6.182	1.449	136.4	7
9	53	E1	9	BUHOFER Philipp	SUI	Lola MK5A - 1098cc	1963	<b>2:36.871</b>	3	8.912	2.730	134.0	10
10	61	E1	10	BEAUMONT Andrew	GBR	Lotus 22 - 1100cc	1961	<b>2:37.641</b>	9	9.682	0.770	133.4	9
11	54	E1	11	HALUSA Andreas	SUI	Lotus 22 - 1098cc	1962	<b>2:40.345</b>	5	12.386	2.704	131.1	9
12	77	E1	12	AMEZ-DROZ Marc	SUI	Brabham BT6 - 1098cc	1963	<b>2:41.008</b>	9	13.049	0.663	130.6	9
13	14	E1	13	BALDANZA Francesco	SUI	Lotus 22 - 1097cc	1962	<b>2:55.901</b>	8	27.942	14.893	119.5	8
14	154	E1	14	RUDIGER Friedrichs	DEU	Lola MK A - 1097cc	1963	<b>2:57.298</b>	2	29.339	1.397	118.6	3
15	51	E1	15	PERRUCHOT Fabrice	FRA	Lotus FJ 20/22 - 1098cc	1961	<b>2:59.485</b>	8	31.526	2.187	117.1	8
16	5	E1	16	BAUDOIN Michel	FRA	Lotus 20/22 - 1100cc	1962	<b>3:21.248</b>	2	53.289	21.763	104.5	3
<b>NO TIME</b>													
17	79	E1	17	D'AUBREBY Patrick	FRA	Brabham BT6 - 1098cc	1963	-	0	-	-	-	0
18	993	E1	18	TONETTI Pierre	ITA	De Tomaso FJ 63 - 1097cc	1963	-	0	-	-	-	0

B. Lap : 2:27.959 (142.1 km/h), (No.175) GOODWIN Chris



Start : 16:25, End : 16:50

11 - 13 June 2021


### (12) Lurani Trophy Formula Juniors

Circuit Paul Ricard (1CV2) (5.842 km)

### Qualifying Practices

Lap by lap

Laps	Time	S1	S2	SP	S3	L. Lap	Laps	Time	S1	S2	SP	S3	L. Lap
No. 5, BAUDOIN Michel, Pos. 24							-	-	-	-	-	-	-
1	16:28:55	51.179	54.894	163.1	1:21.794	3:54.406	-	-	-	-	-	-	-
2	16:32:16	1:02.174	59.834	158.5	1:19.240	3:21.248	-	-	-	-	-	-	-
3	16:35:14	51.391	55.012	139.8	1:12.213	Pit In	-	-	-	-	-	-	-
No. 14, BALDANZA Francesco, Pos. 15							-	-	-	-	-	-	-
1	16:29:22	53.047	59.451	146.5	1:21.859	4:21.584	-	-	-	-	-	-	-
2	16:32:29	51.390	57.666	150.0	1:18.102	3:07.158	-	-	-	-	-	-	-
3	16:35:31	50.142	54.579	151.0	1:17.874	3:02.595	-	-	-	-	-	-	-
4	16:38:32	50.295	54.009	152.1	1:16.110	3:00.414	-	-	-	-	-	-	-
5	16:41:34	51.382	55.119	152.7	1:15.994	3:02.495	-	-	-	-	-	-	-
6	16:44:31	48.660	53.022	155.3	1:14.796	2:56.478	-	-	-	-	-	-	-
7	16:47:28	48.487	52.954	152.9	1:15.437	2:56.878	-	-	-	-	-	-	-
8	16:50:24	48.542	52.793	156.5	1:14.566	2:55.901	-	-	-	-	-	-	-
No. 15, SPRITZ Richard, Pos. 19							-	-	-	-	-	-	-
1	16:28:42	46.468	1:06.383	137.5	1:20.872	3:42.013	-	-	-	-	-	-	-
2	16:31:51	49.841	58.709	142.2	1:20.147	3:08.697	-	-	-	-	-	-	-
3	16:34:58	50.422	56.189	143.0	1:20.709	3:07.320	-	-	-	-	-	-	-
4	16:38:13	53.529	57.328	142.8	1:23.885	3:14.742	-	-	-	-	-	-	-
5	16:41:39	50.911	56.112	141.7	1:38.741	3:25.764	-	-	-	-	-	-	-
6	16:44:50	51.469	57.197	142.1	1:22.581	3:11.247	-	-	-	-	-	-	-
7	16:47:59	51.452	57.050	144.5	1:20.743	3:09.245	-	-	-	-	-	-	-
8	16:51:04	48.908	56.416	145.5	1:19.076	3:04.400	-	-	-	-	-	-	-
No. 17, REY Stéphane, Pos. 14							-	-	-	-	-	-	-
1	16:28:53	54.496	58.839	145.1	1:18.095	3:52.525	-	-	-	-	-	-	-
2	16:31:50	48.110	53.138	150.4	1:16.326	2:57.574	-	-	-	-	-	-	-
3	16:34:45	47.685	52.077	151.6	1:14.925	2:54.687	-	-	-	-	-	-	-
4	16:37:37	46.222	52.573	149.1	1:13.757	2:52.552	-	-	-	-	-	-	-
5	16:40:29	45.964	51.783	149.5	1:13.397	2:51.144	-	-	-	-	-	-	-
6	16:43:18	45.707	51.355	152.5	1:12.440	2:49.502	-	-	-	-	-	-	-
7	16:46:07	45.583	50.672	152.7	1:12.413	2:48.668	-	-	-	-	-	-	-
8	16:48:54	44.891	50.950	152.5	1:11.654	2:47.495	-	-	-	-	-	-	-
9	16:51:43	45.428	50.761	152.7	1:12.992	2:49.181	-	-	-	-	-	-	-
No. 18, JUSTESEN Erik, Pos. 21							-	-	-	-	-	-	-
1	16:29:44	56.594	1:05.657	126.3	1:29.197	4:43.961	-	-	-	-	-	-	-
2	16:33:14	58.578	1:04.115	128.7	1:26.937	3:29.630	-	-	-	-	-	-	-
3	16:36:33	54.367	1:01.898	129.8	1:23.346	3:19.611	-	-	-	-	-	-	-
4	16:39:48	53.466	59.846	131.0	1:21.739	3:15.051	-	-	-	-	-	-	-
5	16:43:24	53.882	59.440	127.8	1:42.653	3:35.975	-	-	-	-	-	-	-
6	16:46:37	52.783	57.908	131.8	1:21.722	3:12.413	-	-	-	-	-	-	-
7	16:49:51	52.643	1:00.690	130.9	1:20.832	3:14.165	-	-	-	-	-	-	-
8	16:52:59	52.032	56.962	130.9	1:18.936	3:07.930	-	-	-	-	-	-	-
No. 42, AUBERT Martin, Pos. 13							-	-	-	-	-	-	-
1	16:29:24	52.348	51.996	155.1	1:15.867	4:24.203	-	-	-	-	-	-	-
2	16:32:15	47.385	50.992	160.2	1:12.351	2:50.728	-	-	-	-	-	-	-
3	16:35:02	45.390	49.749	163.6	1:11.992	2:47.131	-	-	-	-	-	-	-
4	16:37:48	45.857	48.923	163.6	1:11.104	2:45.884	-	-	-	-	-	-	-
5	16:40:31	45.011	48.736	163.1	1:09.420	2:43.167	-	-	-	-	-	-	-
6	16:43:15	43.987	48.617	166.1	1:10.835	2:43.439	-	-	-	-	-	-	-
7	16:45:57	44.361	47.681	162.8	1:10.104	2:42.146	-	-	-	-	-	-	-
8	16:48:40	44.134	49.063	164.3	1:10.034	2:43.231	-	-	-	-	-	-	-
9	16:51:22	43.672	49.129	166.6	1:08.917	2:41.718	-	-	-	-	-	-	-
No. 46, DEL CONTE Carlo Maria, Pos. 20							-	-	-	-	-	-	-
1	16:29:23	56.938	1:02.565	129.4	1:25.590	4:22.490	-	-	-	-	-	-	-
2	16:32:33	52.252	56.783	138.4	1:21.268	3:10.303	-	-	-	-	-	-	-
3	16:35:43	51.794	57.344	133.1	1:21.140	3:10.278	-	-	-	-	-	-	-
4	16:38:49	51.122	55.467	135.6	1:19.184	3:05.773	-	-	-	-	-	-	-
5	16:41:56	51.335	56.144	136.3	1:19.063	3:06.542	-	-	-	-	-	-	-
6	16:44:59	51.788	56.570	119.8	1:15.379	Pit In	-	-	-	-	-	-	-
No. 47, PERLINO Silvio, Pos. 23							-	-	-	-	-	-	-
1	16:29:11	54.223	1:03.317	130.5	1:24.916	4:10.799	-	-	-	-	-	-	-
2	16:32:35	58.036	1:01.959	135.3	1:23.728	3:23.723	-	-	-	-	-	-	-
3	16:35:48	53.343	59.101	139.1	1:21.034	3:13.478	-	-	-	-	-	-	-
4	16:39:25	54.480	1:08.551	109.0	1:33.504	Pit In	-	-	-	-	-	-	-
No. 48, NELLEMANN Jac, Pos. 18							-	-	-	-	-	-	-
1	16:28:56	54.220	59.526	147.1	1:20.118	3:55.609	-	-	-	-	-	-	-
2	16:32:01	49.753	55.340	147.3	1:20.132	3:05.225	-	-	-	-	-	-	-
3	16:35:05	50.981	54.915	148.1	1:18.239	3:04.135	-	-	-	-	-	-	-
4	16:38:09	50.204	54.872	148.9	1:19.304	3:04.380	-	-	-	-	-	-	-
5	16:41:14	51.626	54.868	149.1	1:18.375	3:04.869	-	-	-	-	-	-	-
6	16:44:16	49.904	55.050	148.7	1:16.918	3:01.872	-	-	-	-	-	-	-
7	16:47:20	51.204	54.957	148.3	1:17.328	3:03.489	-	-	-	-	-	-	-
8	16:50:23	49.930	55.459	148.9	1:17.487	3:02.876	-	-	-	-	-	-	-
No. 51, PERRUCHOT Fabrice, Pos. 17							-	-	-	-	-	-	-
1	16:29:35	50.680	55.577	157.2	1:20.081	4:34.831	-	-	-	-	-	-	-
2	16:32:39	50.491	54.048	159.2	1:19.955	3:04.494	-	-	-	-	-	-	-
3	16:35:41	49.952	53.012	161.4	1:18.349	3:01.313	-	-	-	-	-	-	-
4	16:38:46	50.653	55.512	156.5	1:19.399	3:05.564	-	-	-	-	-	-	-
5	16:41:49	50.869	53.413	160.7	1:18.344	3:02.626	-	-	-	-	-	-	-
6	16:44:49	48.639	51.738	161.4	1:20.040	3:00.417	-	-	-	-	-	-	-
7	16:47:51	50.697	54.200	158.1	1:17.227	3:02.124	-	-	-	-	-	-	-



Start : 16:25, End : 16:50

11 - 13 June 2021


### (12) Lurani Trophy Formula Juniors

Circuit Paul Ricard (1CV2) (5.842 km)

### Qualifying Practices

Lap by lap

Laps	Time	S1	S2	SP	S3	L. Lap	Laps	Time	S1	S2	SP	S3	L. Lap
No. 51, PERRUCHOT Fabrice, Pos. 17							6	16:42:40	43.637	47.042	175.3	1:07.711	2:38.390
6	16:44:49	48.639	51.738	161.4	1:20.040	3:00.417	7	16:45:18	43.218	47.406	171.7	1:07.531	2:38.155
7	16:47:51	50.697	54.200	158.1	1:17.227	3:02.124	8	16:47:58	43.623	47.150	175.6	1:09.124	2:39.897
8	16:50:51	49.544	52.949	160.9	1:16.992	2:59.485	9	16:50:36	43.464	46.807	175.6	1:07.370	2:37.641
-	-	-	-	-	-	-	-	-	-	-	-	-	-
No. 53, BUHOFFER Philipp, Pos. 9							No. 77, AMEZ-DROZ Marc, Pos. 12						
1	16:28:03	42.861	47.817	165.1	1:07.772	3:03.212	1	16:28:14	43.259	50.263	168.4	1:13.379	3:13.540
2	16:30:41	43.263	46.827	163.3	1:07.105	2:37.195	2	16:31:04	47.442	49.668	171.1	1:13.082	2:50.192
3	16:33:17	43.172	46.457	167.1	1:07.242	2:36.871	3	16:33:48	44.780	48.717	173.6	1:11.024	2:44.521
4	16:35:54	43.069	46.779	165.1	1:07.043	2:36.891	4	16:36:33	45.456	48.060	173.9	1:10.859	2:44.375
5	16:38:32	43.042	47.487	164.3	1:07.127	2:37.656	5	16:39:16	43.545	48.021	170.8	1:12.098	2:43.664
6	16:41:12	43.034	46.811	163.8	1:10.105	2:39.950	6	16:42:02	45.344	48.226	174.4	1:11.684	2:45.254
7	16:43:50	43.878	46.909	164.6	1:07.154	2:37.941	7	16:44:48	44.568	48.161	173.9	1:13.617	2:46.346
8	16:46:27	42.810	47.239	162.6	1:07.538	2:37.587	8	16:47:31	44.610	48.505	174.1	1:09.639	2:42.754
9	16:49:05	44.406	46.863	161.9	1:06.807	2:38.076	9	16:50:12	43.679	47.354	173.0	1:09.975	2:41.008
10	16:51:42	-	-	164.8	1:06.465	2:36.291	-	-	-	-	-	-	-
-	-	-	-	-	-	-	-	-	-	-	-	-	-
No. 54, HALUSA Andreas, Pos. 11							No. 80, KRIKNOFF Serge, Pos. 6						
1	16:28:58	49.289	50.855	166.9	1:11.079	3:57.455	1	16:28:55	50.217	51.590	165.3	1:08.859	3:54.984
2	16:31:44	45.489	48.691	168.7	1:11.901	2:46.081	2	16:31:32	43.582	46.974	171.1	1:06.535	2:37.091
3	16:34:29	45.710	48.973	172.2	1:10.421	2:45.104	3	16:34:07	42.394	46.321	172.5	1:06.099	2:34.814
4	16:37:11	44.880	48.004	168.2	1:09.141	2:42.025	4	16:36:41	42.049	46.256	172.8	1:06.135	2:34.440
5	16:39:51	44.173	47.312	168.4	1:08.860	2:40.345	5	16:39:16	42.369	45.849	173.9	1:05.908	2:34.126
6	16:42:33	45.328	46.849	169.5	1:09.570	2:41.747	6	16:41:49	41.940	45.616	173.6	1:05.730	2:33.286
7	16:45:14	44.336	47.636	169.5	1:08.962	2:40.934	7	16:44:20	41.611	46.233	175.6	1:02.928	Pit In
8	16:47:57	44.569	48.043	169.5	1:10.222	2:42.834	8	16:48:28	2:14.950	47.312	171.1	1:06.246	4:08.508
9	16:50:38	44.184	48.171	169.2	1:08.868	2:41.223	9	16:51:01	41.919	45.610	174.7	1:05.035	2:32.564
-	-	-	-	-	-	-	-	-	-	-	-	-	-
No. 55, HALUSA Lukas, Pos. 7							No. 88, AMES Alex, Pos. 3						
1	16:28:41	48.189	51.100	167.1	1:11.988	3:40.973	1	16:28:31	44.304	46.973	173.9	1:07.576	3:30.774
2	16:31:21	43.949	47.143	171.9	1:08.361	2:39.453	2	16:31:03	41.450	44.943	176.1	1:05.874	2:32.267
3	16:33:57	42.757	46.553	173.0	1:06.837	2:36.147	3	16:33:36	42.122	45.186	180.9	1:05.288	2:32.596
4	16:36:32	42.499	46.873	172.5	1:06.068	2:35.440	4	16:36:08	41.249	45.124	175.8	1:06.326	2:32.699
5	16:39:05	41.858	45.664	173.9	1:05.742	2:33.264	5	16:38:40	41.388	45.012	176.4	1:04.807	2:31.207
6	16:41:40	41.515	46.872	169.5	1:06.066	2:34.453	6	16:41:24	43.017	52.351	167.4	1:08.716	2:44.084
7	16:44:13	41.808	45.815	172.5	1:05.069	2:32.692	7	16:43:55	-	-	-	-	2:31.346
8	16:46:45	41.204	45.538	173.9	1:06.211	2:32.953	8	16:46:28	50.921	46.791	173.6	55.115	Pit In
9	16:49:15	44.312	48.737	168.2	56.611	Pit In	9	16:50:56	2:37.959	45.549	178.5	1:04.627	4:28.135
-	-	-	-	-	-	-	-	-	-	-	-	-	-
No. 61, BEAUMONT Andrew, Pos. 10							No. 89, FERRARI Bruno, Pos. 8						
1	16:29:17	49.929	48.922	168.7	1:12.465	4:17.036	1	16:28:38	47.001	50.695	172.2	1:08.563	3:37.695
2	16:32:00	44.971	47.642	172.5	1:10.228	2:42.841	2	16:31:15	43.295	46.517	173.0	1:07.695	2:37.507
3	16:34:42	44.591	47.211	171.9	1:10.583	2:42.385	3	16:33:52	42.667	46.437	173.0	1:07.359	2:36.463
4	16:37:22	43.941	47.476	173.0	1:07.898	2:39.315	4	16:36:28	42.938	46.271	173.3	1:07.228	2:36.437
5	16:40:02	43.583	47.792	170.6	1:08.614	2:39.989	5	16:39:03	41.940	45.607	174.4	1:06.738	2:34.285
-	-	-	-	-	-	-	6	16:41:37	42.303	45.823	177.0	1:06.015	2:34.141



Start : 16:25, End : 16:50

11 - 13 June 2021


### (12) Lurani Trophy Formula Juniors

Circuit Paul Ricard (1CV2) (5.842 km)

### Qualifying Practices

Lap by lap

Laps	Time	S1	S2	SP	S3	L. Lap	Laps	Time	S1	S2	SP	S3	L. Lap
No. 89, FERRARI Bruno, Pos. 8							2	16:31:10	42.276	46.514	176.1	1:07.652	2:36.442
5	16:39:03	41.940	45.607	174.4	1:06.738	2:34.285	3	16:33:46	42.006	46.365	179.7	1:07.035	2:35.406
6	16:41:37	42.303	45.823	177.0	1:06.015	2:34.141	4	16:36:22	42.546	47.181	169.8	1:06.813	2:36.540
7	16:44:22	46.874	51.248	158.8	1:07.210	Pit In	5	16:38:55	41.571	46.045	173.0	1:05.559	2:33.175
-	-	-	-	-	-	-	6	16:41:31	42.268	46.207	175.6	1:07.638	2:36.113
-	-	-	-	-	-	-	7	16:44:04	41.601	45.785	173.9	1:05.426	2:32.812
-	-	-	-	-	-	-	8	16:46:36	-	-	-	-	2:32.065
No. 97, CIERS Hans, Pos. 22							9	16:49:08	41.465	45.231	177.6	1:04.803	2:31.499
1	16:29:30	54.191	1:00.520	149.7	1:24.816	4:29.843	10	16:51:39	41.628	44.981	173.3	1:05.080	2:31.689
2	16:32:46	53.742	59.525	155.3	1:22.339	3:15.606	-	-	-	-	-	-	
3	16:35:58	52.037	56.130	164.1	1:24.006	3:12.173	No. 992, TONETTI Roberto, Pos. 5						
4	16:39:14	54.783	57.787	149.3	1:23.963	3:16.533	1	16:28:01	43.914	48.428	172.5	1:07.110	3:00.760
5	16:42:25	52.978	56.817	158.1	1:21.271	3:11.066	2	16:30:38	43.369	46.467	173.3	1:06.925	2:36.761
6	16:45:23	53.232	55.748	160.2	1:08.885	Pit In	3	16:33:14	43.189	45.719	174.7	1:07.351	2:36.259
-	-	-	-	-	-	-	4	16:35:49	42.367	45.999	172.5	1:07.079	2:35.445
No. 99, SHAW Mark, Pos. 2							5	16:38:26	42.302	45.279	174.7	1:08.947	2:36.528
1	16:28:29	45.711	47.306	170.6	1:06.481	3:28.606	6	16:40:53	43.142	46.687	175.3	57.200	Pit In
2	16:31:03	41.931	45.789	171.9	1:06.346	2:34.066	7	16:44:24	1:35.668	46.890	176.1	1:08.395	3:30.953
3	16:33:38	41.734	45.751	173.0	1:07.572	2:35.057	8	16:46:56	41.622	45.175	173.9	1:05.392	2:32.189
4	16:36:11	41.503	46.158	174.4	1:04.973	2:32.634	9	16:49:31	43.458	49.778	162.8	1:01.647	Pit In
5	16:38:43	41.868	45.533	175.3	1:05.228	2:32.629	-	-	-	-	-	-	
6	16:41:26	44.322	49.009	163.6	1:09.963	2:43.294	No. 154, RUDIGER Friedrichs, Pos. 16						
7	16:43:58	41.574	45.440	173.9	1:04.463	2:31.477	1	16:28:06	42.138	48.602	165.3	1:08.677	3:05.542
8	16:46:29	41.141	45.098	173.3	1:04.647	2:30.886	2	16:31:03	44.302	48.567	168.2	1:24.429	2:57.298
9	16:49:19	55.067	47.812	171.4	1:07.628	2:50.507	3	16:33:35	43.911	48.331	166.1	59.768	Pit In
10	16:51:50	41.015	45.182	172.8	1:04.492	2:30.689	-	-	-	-	-	-	
-	-	-	-	-	-	-	No. 175, GOODWIN Chris, Pos. 1						
1	16:28:23	42.916	47.717	173.3	1:05.297	3:23.285	1	16:28:34	45.409	47.659	174.7	1:09.905	3:33.559
2	16:30:55	42.134	45.367	176.4	1:04.306	2:31.807	No. 180, MOWLE Lee, Pos. 4						
3	16:33:26	41.015	45.997	175.0	1:04.178	2:31.190	-						
4	16:35:57	41.733	45.030	179.1	1:04.218	2:30.981	-						
5	16:38:27	40.879	44.675	175.3	1:04.283	2:29.837	-						
6	16:41:02	41.476	46.497	174.1	1:07.004	2:34.977	-						
7	16:43:31	40.782	44.466	178.5	1:03.336	2:28.584	-						
8	16:46:19	43.876	52.298	157.8	1:12.000	2:48.174	-						
9	16:48:47	40.242	44.574	179.1	1:03.143	2:27.959	-						
10	16:51:17	40.237	45.513	180.6	1:03.954	2:29.704	-						
-	-	-	-	-	-	-	-						



Start : 16:25, End : 16:50

11 - 13 June 2021

(12) Lurani Trophy Formula Juniors

Circuit Paul Ricard (1CV2) (5.842 km)

Qualifying Practices

Classification on best sectors

Pos.	No.	Ideal L.time	B. Lap	Gap B.Lap	No.	Best S1	In Lap S1	No.	Best S2	In Lap S2	No.	Best S3	In Lap S3	No.	Best SP	In Lap SP
1	175	2:27.846	2:27.959	0.113	175	40.237	10	175	44.466	7	175	1:03.143	9	88	180.9	3
2	99	2:30.576	2:30.689	0.113	99	41.015	10	88	44.943	2	99	1:04.463	7	175	180.6	10
3	88	2:30.819	2:31.207	0.388	55	41.204	8	180	44.981	10	88	1:04.627	9	180	179.7	3
4	180	2:31.249	2:31.499	0.250	88	41.249	4	99	45.098	8	180	1:04.803	9	89	177.0	6
5	55	2:31.811	2:32.692	0.881	180	41.465	9	992	45.175	8	80	1:05.035	9	992	176.1	7
6	992	2:32.189	2:32.189	-	80	41.611	7	55	45.538	8	55	1:05.069	7	80	175.6	7
7	80	2:32.256	2:32.564	0.308	992	41.622	8	89	45.607	5	992	1:05.392	8	61	175.6	8
8	89	2:33.562	2:34.141	0.579	89	41.940	5	80	45.610	9	89	1:06.015	6	99	175.3	5
9	53	2:36.074	2:36.871	0.797	53	42.810	8	53	46.457	3	53	1:06.807	9	77	174.4	6
10	61	2:37.395	2:37.641	0.246	61	43.218	7	61	46.807	9	61	1:07.370	9	55	173.9	5
11	54	2:39.882	2:40.345	0.463	77	43.545	5	54	46.849	6	154	1:08.677	1	54	172.2	3
12	42	2:40.270	2:41.718	1.448	42	43.672	9	77	47.354	9	54	1:08.860	5	154	168.2	2
13	77	2:40.538	2:41.008	0.470	154	43.911	3	42	47.681	7	42	1:08.917	9	53	167.1	3
14	154	2:40.919	2:57.298	16.379	54	44.173	5	154	48.331	3	77	1:09.639	8	42	166.6	9
15	17	2:47.217	2:47.495	0.278	17	44.891	8	17	50.672	7	17	1:11.654	8	97	164.1	3
16	14	2:55.846	2:55.901	0.055	14	48.487	7	51	51.738	6	14	1:14.566	8	5	163.1	1
17	51	2:57.369	2:59.485	2.116	51	48.639	6	14	52.793	8	48	1:16.918	6	51	161.4	3
18	48	3:01.539	3:01.872	0.333	15	48.908	8	48	54.868	5	51	1:16.992	8	14	156.5	8
19	15	3:04.096	3:04.400	0.304	48	49.753	2	5	54.894	1	18	1:18.936	8	17	152.7	7
20	5	3:05.525	3:21.248	15.723	46	51.122	4	46	55.467	4	46	1:19.063	5	48	149.1	5
21	46	3:05.652	3:05.773	0.121	5	51.391	3	97	55.748	6	15	1:19.076	8	15	145.5	8
22	18	3:07.930	3:07.930	-	18	52.032	8	15	56.112	5	5	1:19.240	2	47	139.1	3
23	97	3:09.056	3:11.066	2.010	97	52.037	3	18	56.962	8	47	1:21.034	3	46	138.4	2
24	47	3:13.478	3:13.478	-	47	53.343	3	47	59.101	3	97	1:21.271	5	18	131.8	6
25	993	-	-	-	993	-	0	993	-	0	993	-	0	993	-	0
26	79	-	-	-	79	-	0	79	-	0	79	-	0	79	-	0





11 - 13 June 2021

(12) Lurani Trophy Formula Juniors

Circuit Paul Ricard (1CV2) (5.842 km)

Race 1

Classification on the total laps

Provisional Ranking

Pos.	No.	Cat	Cat. P	Name	N	Car	Year	Total time	Laps	Gap 1st	Gap prev	B. Lap	In lap
1	175	E1	1	GOODWIN Chris	GBR	Lotus 22 - 1098cc	1962	00:26:53.028	10	-	-	2:27.412	5
2	992	E1	2	TONETTI Roberto	ITA	Brabham BT6 - 1097cc	1963	00:27:17.524	10	24.496	24.496	2:29.457	7
3	55	E1	3	HALUSA Lukas	NED	Lotus 22 - 1098cc	1962	00:27:17.802	10	24.774	0.278	2:30.255	6
4	180	E1	4	MOWLE Lee	GBR	Lotus 20/22 - 1098cc	1961	00:27:22.389	10	29.361	4.587	2:30.221	7
5	89	E1	5	FERRARI Bruno	ITA	Branca FJ - 1100cc	1963	00:27:35.636	10	42.608	13.247	2:30.520	4
6	80	E1	6	KRIKNOFF Serge	SUI	Lotus 22 - 1097cc	1963	00:27:36.897	10	43.869	1.261	2:31.434	6
7	99	E1	7	SHAW Mark	GBR	Brabham BT6 - 1098cc	1963	00:27:37.302	10	44.274	0.405	2:29.928	7
8	61	E1	8	BEAUMONT Andrew	GBR	Lotus 22 - 1100cc	1961	00:28:01.335	10	1:08.307	24.033	2:33.418	7
9	993	E1	9	TONETTI Pierre	ITA	De Tomaso FJ 63 - 1097cc	1963	00:28:19.554	10	1:26.526	18.219	2:34.866	5
10	53	E1	10	BUHOFER Philipp	SUI	Lola MK5A - 1098cc	1963	00:28:25.878	10	1:32.850	6.324	2:36.388	3
11	54	E1	11	HALUSA Andreas	SUI	Lotus 22 - 1098cc	1962	00:28:58.120	10	2:05.092	32.242	2:37.904	7
12	42	D2	1	AUBERT Martin	ARG	Lotus 20 - 1098cc	1961	00:26:58.134	9	1 Lp.	1 Lp.	2:42.606	4
13	5	E1	12	BAUDOIN Michel	FRA	Lotus 20/22 - 1100cc	1962	00:27:33.874	9	1 Lp.	35.740	2:50.016	4
14	14	E1	13	BALDANZA Francesco	SUI	Lotus 22 - 1097cc	1962	00:28:15.954	9	1 Lp.	42.080	2:52.751	7
15	97	D2	2	CIERS Hans	BEL	Lotus 20 - 1100cc	1961	00:28:28.959	9	1 Lp.	13.005	2:52.419	6
16	15	B2	1	SPRITZ Richard	USA	BMC Mk1 - 1098cc	1959	00:28:34.020	9	1 Lp.	5.061	2:59.703	5
17	46	C2	1	DEL CONTE Carlo Maria	SUI	Wainer FJ - 1089cc	1960	00:29:02.156	9	1 Lp.	28.136	3:01.592	4
18	88	E1	14	AMES Alex	GBR	Brabham BT6 - 1100cc	1963	00:21:51.083	8	2 Lp.	1 Lp.	2:27.798	6
19	51	E1	15	PERRUCHOT Fabrice	FRA	Lotus FJ 20/22 - 1098cc	1961	00:21:59.695	7	3 Lp.	1 Lp.	2:52.699	7

LAST CHANCE (Requirements : 75% du nombre de tours du premier = 7 Tr.)

20	18	A	1	JUSTESEN Erik	DEN	Apache Mk 1 - 1089cc	1959	00:16:21.887	5	5 Lp.	2 Lp.	3:02.663	4
21	17	B2	2	REY Stéphane	FRA	Scorpion 500S-2 - 1060cc	1960	00:12:54.022	4	6 Lp.	1 Lp.	2:47.538	4
22	48	A	2	NELLEMANN Jac	DEN	Volpini FJ - 1098cc	1959	00:13:22.387	4	6 Lp.	28.365	3:01.616	3
23	47	A	3	PERLINO Silvio	MCO	Volpini FJ - 1100cc	1958	00:10:58.454	3	7 Lp.	1 Lp.	3:32.750	2

NO TIME

24	77	E1	16	AMEZ-DROZ Marc	SUI	Brabham BT6 - 1098cc	1963	-	0	-	-	-	0
----	----	----	----	----------------	-----	----------------------	------	---	---	---	---	---	---

DID NOT FINISH


25	154	E1	17	RUDIGER Friedrichs	DEU	Lola MK A - 1097cc	1963	-	0	-	-	-	0
----	-----	----	----	--------------------	-----	--------------------	------	---	---	---	---	---	---

B. Lap : 2:27.412 (142.6 km/h), (No.175) GOODWIN Chris

Results are provisional until the end of protest and appeal time. The limit is 30 minutes after publishing the official notice.

In case of problem during technical scrutineering, sporting incident or protest, results will be suspended until the end of investigations.

Drive Through N°42 : Jump Start



Start : 10:26, Finish flag : 10:53

11 - 13 June 2021

(12) Lurani Trophy Formula Juniors

Circuit Paul Ricard (1CV2) (5.842 km)

Race 1

Classification on the total laps

Final Ranking

Pos.	No.	Cat	Cat. P	Name	N	Car	Year	Total time	Laps	Gap 1st	Gap prev	B. Lap	In lap
1	175	E1	1	GOODWIN Chris	GBR	Lotus 22 - 1098cc	1962	00:26:53.028	10	-	-	2:27.412	5
2	992	E1	2	TONETTI Roberto	ITA	Brabham BT6 - 1097cc	1963	00:27:17.524	10	24.496	24.496	2:29.457	7
3	55	E1	3	HALUSA Lukas	NED	Lotus 22 - 1098cc	1962	00:27:17.802	10	24.774	0.278	2:30.255	6
4	180	E1	4	MOWLE Lee	GBR	Lotus 20/22 - 1098cc	1961	00:27:22.389	10	29.361	4.587	2:30.221	7
5	89	E1	5	FERRARI Bruno	ITA	Branca FJ - 1100cc	1963	00:27:35.636	10	42.608	13.247	2:30.520	4
6	80	E1	6	KRIKNOFF Serge	SUI	Lotus 22 - 1097cc	1963	00:27:36.897	10	43.869	1.261	2:31.434	6
7	99	E1	7	SHAW Mark	GBR	Brabham BT6 - 1098cc	1963	00:27:37.302	10	44.274	0.405	2:29.928	7
8	61	E1	8	BEAUMONT Andrew	GBR	Lotus 22 - 1100cc	1961	00:28:01.335	10	1:08.307	24.033	2:33.418	7
9	993	E1	9	TONETTI Pierre	ITA	De Tomaso FJ 63 - 1097cc	1963	00:28:19.554	10	1:26.526	18.219	2:34.866	5
10	53	E1	10	BUHOFER Philipp	SUI	Lola MK5A - 1098cc	1963	00:28:25.878	10	1:32.850	6.324	2:36.388	3
11	54	E1	11	HALUSA Andreas	SUI	Lotus 22 - 1098cc	1962	00:28:58.120	10	2:05.092	32.242	2:37.904	7
12	42	D2	1	AUBERT Martin	ARG	Lotus 20 - 1098cc	1961	00:26:58.134	9	1 Lp.	1 Lp.	2:42.606	4
13	5	E1	12	BAUDOIN Michel	FRA	Lotus 20/22 - 1100cc	1962	00:27:33.874	9	1 Lp.	35.740	2:50.016	4
14	14	E1	13	BALDANZA Francesco	SUI	Lotus 22 - 1097cc	1962	00:28:15.954	9	1 Lp.	42.080	2:52.751	7
15	97	D2	2	CIERS Hans	BEL	Lotus 20 - 1100cc	1961	00:28:28.959	9	1 Lp.	13.005	2:52.419	6
16	15	B2	1	SPRITZ Richard	USA	BMC Mk1 - 1098cc	1959	00:28:34.020	9	1 Lp.	5.061	2:59.703	5
17	46	C2	1	DEL CONTE Carlo Maria	SUI	Wainer FJ - 1089cc	1960	00:29:02.156	9	1 Lp.	28.136	3:01.592	4
18	88	E1	14	AMES Alex	GBR	Brabham BT6 - 1100cc	1963	00:21:51.083	8	2 Lp.	1 Lp.	2:27.798	6
19	51	E1	15	PERRUCHOT Fabrice	FRA	Lotus FJ 20/22 - 1098cc	1961	00:21:59.695	7	3 Lp.	1 Lp.	2:52.699	7

LAST CHANCE (Requirements : 75% du nombre de tours du premier = 7 Tr.)

20	18	A	1	JUSTESEN Erik	DEN	Apache Mk 1 - 1089cc	1959	00:16:21.887	5	5 Lp.	2 Lp.	3:02.663	4
21	17	B2	2	REY Stéphane	FRA	Scorpion 500S-2 - 1060cc	1960	00:12:54.022	4	6 Lp.	1 Lp.	2:47.538	4
22	48	A	2	NELLEMANN Jac	DEN	Volpini FJ - 1098cc	1959	00:13:22.387	4	6 Lp.	28.365	3:01.616	3
23	47	A	3	PERLINO Silvio	MCO	Volpini FJ - 1100cc	1958	00:10:58.454	3	7 Lp.	1 Lp.	3:32.750	2

NO TIME


24	77	E1	16	AMEZ-DROZ Marc	SUI	Brabham BT6 - 1098cc	1963	-	0	-	-	-	0
----	----	----	----	----------------	-----	----------------------	------	---	---	---	---	---	---

DID NOT FINISH

25	154	E1	17	RUDIGER Friedrichs	DEU	Lola MK A - 1097cc	1963	-	0	-	-	-	0
----	-----	----	----	--------------------	-----	--------------------	------	---	---	---	---	---	---

B. Lap : 2:27.412 (142.6 km/h), (No.175) GOODWIN Chris

Drive Through N°42 : Jump Start



Start : 10:26, Finish flag : 10:53

11 - 13 June 2021

(12) Lurani Trophy Formula Juniors

Circuit Paul Ricard (1CV2) (5.842 km)

Race 1


Classification on the total laps

Final Ranking by Categories

Pos.	No.	Cat	Cat. P	Name	N	Car	Year	Total time	Laps	Gap 1rst	Gap prev	B. Lap	In lap
<b>Cat : A</b>													
<b>LAST CHANCE (Requirements : 75% du nombre de tours du premier = 7 Tr.)</b>													
1	18	A	1	JUSTESEN Erik	DEN	Apache Mk 1 - 1089cc	1959	00:16:21.887	5	-	-	3:02.663	4
2	48	A	2	NELLEMANN Jac	DEN	Volpini FJ - 1098cc	1959	00:13:22.387	4	1 Lp.	1 Lp.	3:01.616	3
3	47	A	3	PERLINO Silvio	MCO	Volpini FJ - 1100cc	1958	00:10:58.454	3	2 Lp.	1 Lp.	3:32.750	2
<b>Cat : B2</b>													
1	15	B2	1	SPRITZ Richard	USA	BMC Mk1 - 1098cc	1959	00:28:34.020	9	-	-	2:59.703	5
<b>LAST CHANCE (Requirements : 75% du nombre de tours du premier = 7 Tr.)</b>													
2	17	B2	2	REY Stéphane	FRA	Scorpion 500S-2 - 1060cc	1960	00:12:54.022	4	5 Lp.	5 Lp.	2:47.538	4
<b>Cat : C2</b>													
1	46	C2	1	DEL CONTE Carlo Maria	SUI	Wainer FJ - 1089cc	1960	00:29:02.156	9	-	-	3:01.592	4
<b>Cat : D2</b>													
1	42	D2	1	AUBERT Martin	ARG	Lotus 20 - 1098cc	1961	00:26:58.134	9	-	-	2:42.606	4
2	97	D2	2	CIERS Hans	BEL	Lotus 20 - 1100cc	1961	00:28:28.959	9	1:30.825	1:30.825	2:52.419	6
<b>Cat : E1</b>													
1	175	E1	1	GOODWIN Chris	GBR	Lotus 22 - 1098cc	1962	00:26:53.028	10	-	-	2:27.412	5
2	992	E1	2	TONETTI Roberto	ITA	Brabham BT6 - 1097cc	1963	00:27:17.524	10	24.496	24.496	2:29.457	7
3	55	E1	3	HALUSA Lukas	NED	Lotus 22 - 1098cc	1962	00:27:17.802	10	24.774	0.278	2:30.255	6
4	180	E1	4	MOWLE Lee	GBR	Lotus 20/22 - 1098cc	1961	00:27:22.389	10	29.361	4.587	2:30.221	7
5	89	E1	5	FERRARI Bruno	ITA	Branca FJ - 1100cc	1963	00:27:35.636	10	42.608	13.247	2:30.520	4
6	80	E1	6	KRIKNOFF Serge	SUI	Lotus 22 - 1097cc	1963	00:27:36.897	10	43.869	1.261	2:31.434	6
7	99	E1	7	SHAW Mark	GBR	Brabham BT6 - 1098cc	1963	00:27:37.302	10	44.274	0.405	2:29.928	7
8	61	E1	8	BEAUMONT Andrew	GBR	Lotus 22 - 1100cc	1961	00:28:01.335	10	1:08.307	24.033	2:33.418	7
9	993	E1	9	TONETTI Pierre	ITA	De Tomaso FJ 63 - 1097cc	1963	00:28:19.554	10	1:26.526	18.219	2:34.866	5
10	53	E1	10	BUHOFER Philipp	SUI	Lola MK5A - 1098cc	1963	00:28:25.878	10	1:32.850	6.324	2:36.388	3
11	54	E1	11	HALUSA Andreas	SUI	Lotus 22 - 1098cc	1962	00:28:58.120	10	2:05.092	32.242	2:37.904	7
12	5	E1	12	BAUDOIN Michel	FRA	Lotus 20/22 - 1100cc	1962	00:27:33.874	9	1 Lp.	1 Lp.	2:50.016	4
13	14	E1	13	BALDANZA Francesco	SUI	Lotus 22 - 1097cc	1962	00:28:15.954	9	1 Lp.	42.080	2:52.751	7
14	88	E1	14	AMES Alex	GBR	Brabham BT6 - 1100cc	1963	00:21:51.083	8	2 Lp.	1 Lp.	2:27.798	6
15	51	E1	15	PERRUCHOT Fabrice	FRA	Lotus FJ 20/22 - 1098cc	1961	00:21:59.695	7	3 Lp.	1 Lp.	2:52.699	7
<b>NO TIME</b>													
16	77	E1	16	AMEZ-DROZ Marc	SUI	Brabham BT6 - 1098cc	1963	-	0	-	-	-	0
<b>DID NOT FINISH</b>													
17	154	E1	17	RUDIGER Friedrichs	DEU	Lola MK A - 1097cc	1963	-	0	-	-	-	0

**B. Lap : 2:27.412 (142.6 km/h), (No.175) GOODWIN Chris**

Drive Through N°42 : Jump Start



Start : 10:26, Finish flag : 10:53



11 - 13 June 2021

(12) Lurani Trophy Formula Juniors

Circuit Paul Ricard (1CV2) (5.842 km)

Race 1

Classification on the total laps

Final Ranking - AMENDED

Pos.	No.	Cat	Cat. P	Name	N	Car	Year	Total time	Laps	Gap 1rst	Gap prev	B. Lap	In lap
1	175	E1	1	GOODWIN Chris	GBR	Lotus 22 - 1098cc	1962	00:26:53.028	10	-	-	2:27.412	5
2	992	E1	2	TONETTI Roberto	ITA	Brabham BT6 - 1097cc	1963	00:27:17.524	10	24.496	24.496	2:29.457	7
3	55	E1	3	HALUSA Lukas	NED	Lotus 22 - 1098cc	1962	00:27:17.802	10	24.774	0.278	2:30.255	6
4	180	E1	4	MOWLE Lee	GBR	Lotus 20/22 - 1098cc	1961	00:27:22.389	10	29.361	4.587	2:30.221	7
5	89	E1	5	FERRARI Bruno	ITA	Branca FJ - 1100cc	1963	00:27:35.636	10	42.608	13.247	2:30.520	4
6	80	E1	6	KRIKNOFF Serge	SUI	Lotus 22 - 1097cc	1963	00:27:36.897	10	43.869	1.261	2:31.434	6
7	99	E1	7	SHAW Mark	GBR	Brabham BT6 - 1098cc	1963	00:27:37.302	10	44.274	0.405	2:29.928	7
8	61	E1	8	BEAUMONT Andrew	GBR	Lotus 22- 1100cc	1961	00:28:01.335	10	1:08.307	24.033	2:33.418	7
9	993	E1	9	TONETTI Pierre	ITA	De Tomaso FJ 63 - 1097cc	1963	00:28:19.554	10	1:26.526	18.219	2:34.866	5
10	53	E1	10	BUHOFER Philipp	SUI	Lola MK5A - 1098cc	1963	00:28:25.878	10	1:32.850	6.324	2:36.388	3
11	54	E1	11	HALUSA Andreas	SUI	Lotus 22 - 1098cc	1962	00:28:58.120	10	2:05.092	32.242	2:37.904	7
12	42	D2	1	AUBERT Martin	ARG	Lotus 20 - 1098cc	1961	00:26:58.134	9	1 Lp.	1 Lp.	2:42.606	4
13	5	E1	12	BAUDOIN Michel	FRA	Lotus 20/22 - 1100cc	1962	00:27:33.874	9	1 Lp.	35.740	2:50.016	4
14	14	E1	13	BALDANZA Francesco	SUI	Lotus 22 - 1097cc	1962	00:28:15.954	9	1 Lp.	42.080	2:52.751	7
15	97	D2	2	CIERS Hans	BEL	Lotus 20 - 1100cc	1961	00:28:28.959	9	1 Lp.	13.005	2:52.419	6
16	15	B2	1	SPRITZ Richard	USA	BMC Mk1 - 1098cc	1959	00:28:34.020	9	1 Lp.	5.061	2:59.703	5
17	46	C2	1	DEL CONTE Carlo Maria	SUI	Wainer FJ - 1089cc	1960	00:29:02.156	9	1 Lp.	28.136	3:01.592	4
18	88	E1	14	AMES Alex	GBR	Brabham BT6 - 1100cc	1963	00:21:51.083	8	2 Lp.	1 Lp.	2:27.798	6
19	51	E1	15	PERRUCHOT Fabrice	FRA	Lotus FJ 20/22 - 1098cc	1961	00:21:59.695	7	3 Lp.	1 Lp.	2:52.699	7
20	18	A	1	JUSTESEN Erik	DEN	Apache Mk 1 - 1089cc	1959	00:16:21.887	5	5 Lp.	2 Lp.	3:02.663	4


NOT CLASSIFIED (Requirements : 50% of number laps of leader = 5 Lp.)

21	17	B2	2	REY Stéphane	FRA	Scorpion 500S-2 - 1060cc	1960	00:12:54.022	4	6 Lp.	1 Lp.	2:47.538	4
22	48	A	2	NELLEMANN Jac	DEN	Volpini FJ - 1098cc	1959	00:13:22.387	4	6 Lp.	28.365	3:01.616	3
23	47	A	3	PERLINO Silvio	MCO	Volpini FJ - 1100cc	1958	00:10:58.454	3	7 Lp.	1 Lp.	3:32.750	2

WITHOUT 1 LAP

24	77	E1	16	AMEZ-DROZ Marc	SUI	Brabham BT6 - 1098cc	1963	-	0	-	-	-	0
25	154	E1	17	RUDIGER Friedrichs	DEU	Lola MK A - 1097cc	1963	-	0	-	-	-	0

B. Lap : 2:27.412 (142.6 km/h), (No.175) GOODWIN Chris



Start : 10:26, Finish flag : 10:53

11 - 13 June 2021

(12) Lurani Trophy Formula Juniors

Circuit Paul Ricard (1CV2) (5.842 km)


Race 1

Classification on the total laps

**Final Ranking by Categories - AMENDED**

Pos.	No.	Cat	Cat. P	Name	N	Car	Year	Total time	Laps	Gap 1rst	Gap prev	B. Lap	In lap
<b>Cat : A</b>													
1	18	A	1	JUSTESEN Erik	DEN	Apache Mk 1 - 1089cc	1959	00:16:21.887	5	-	-	3:02.663	4
<b>NOT CLASSIFIED (Requirements : 50% of number laps of leader = 5 Lp.)</b>													
2	48	A	2	NELLEMANN Jac	DEN	Volpini FJ - 1098cc	1959	00:13:22.387	4	1 Lp.	1 Lp.	3:01.616	3
3	47	A	3	PERLINO Silvio	MCO	Volpini FJ - 1100cc	1958	00:10:58.454	3	2 Lp.	1 Lp.	3:32.750	2
<b>Cat : B2</b>													
1	15	B2	1	SPRITZ Richard	USA	BMC Mk1 - 1098cc	1959	00:28:34.020	9	-	-	2:59.703	5
<b>NOT CLASSIFIED (Requirements : 50% of number laps of leader = 5 Lp.)</b>													
2	17	B2	2	REY Stéphane	FRA	Scorpion 500S-2 - 1060cc	1960	00:12:54.022	4	5 Lp.	5 Lp.	2:47.538	4
<b>Cat : C2</b>													
1	46	C2	1	DEL CONTE Carlo Maria	SUI	Wainer FJ - 1089cc	1960	00:29:02.156	9	-	-	3:01.592	4
<b>Cat : D2</b>													
1	42	D2	1	AUBERT Martin	ARG	Lotus 20 - 1098cc	1961	00:26:58.134	9	-	-	2:42.606	4
2	97	D2	2	CIERS Hans	BEL	Lotus 20 - 1100cc	1961	00:28:28.959	9	1:30.825	1:30.825	2:52.419	6
<b>Cat : E1</b>													
1	175	E1	1	GOODWIN Chris	GBR	Lotus 22 - 1098cc	1962	00:26:53.028	10	-	-	2:27.412	5
2	992	E1	2	TONETTI Roberto	ITA	Brabham BT6 - 1097cc	1963	00:27:17.524	10	24.496	24.496	2:29.457	7
3	55	E1	3	HALUSA Lukas	NED	Lotus 22 - 1098cc	1962	00:27:17.802	10	24.774	0.278	2:30.255	6
4	180	E1	4	MOWLE Lee	GBR	Lotus 20/22 - 1098cc	1961	00:27:22.389	10	29.361	4.587	2:30.221	7
5	89	E1	5	FERRARI Bruno	ITA	Branca FJ - 1100cc	1963	00:27:35.636	10	42.608	13.247	2:30.520	4
6	80	E1	6	KRIKNOFF Serge	SUI	Lotus 22 - 1097cc	1963	00:27:36.897	10	43.869	1.261	2:31.434	6
7	99	E1	7	SHAW Mark	GBR	Brabham BT6 - 1098cc	1963	00:27:37.302	10	44.274	0.405	2:29.928	7
8	61	E1	8	BEAUMONT Andrew	GBR	Lotus 22- 1100cc	1961	00:28:01.335	10	1:08.307	24.033	2:33.418	7
9	993	E1	9	TONETTI Pierre	ITA	De Tomaso FJ 63 - 1097cc	1963	00:28:19.554	10	1:26.526	18.219	2:34.866	5
10	53	E1	10	BUHOFER Philipp	SUI	Lola MK5A - 1098cc	1963	00:28:25.878	10	1:32.850	6.324	2:36.388	3
11	54	E1	11	HALUSA Andreas	SUI	Lotus 22 - 1098cc	1962	00:28:58.120	10	2:05.092	32.242	2:37.904	7
12	5	E1	12	BAUDOIN Michel	FRA	Lotus 20/22 - 1100cc	1962	00:27:33.874	9	1 Lp.	1 Lp.	2:50.016	4
13	14	E1	13	BALDANZA Francesco	SUI	Lotus 22 - 1097cc	1962	00:28:15.954	9	1 Lp.	42.080	2:52.751	7
14	88	E1	14	AMES Alex	GBR	Brabham BT6 - 1100cc	1963	00:21:51.083	8	2 Lp.	1 Lp.	2:27.798	6
15	51	E1	15	PERRUCHOT Fabrice	FRA	Lotus FJ 20/22 - 1098cc	1961	00:21:59.695	7	3 Lp.	1 Lp.	2:52.699	7
<b>WITHOUT 1 LAP</b>													
16	77	E1	16	AMEZ-DROZ Marc	SUI	Brabham BT6 - 1098cc	1963	-	0	-	-	-	0
17	154	E1	17	RUDIGER Friedrichs	DEU	Lola MK A - 1097cc	1963	-	0	-	-	-	0

**B. Lap : 2:27.412 (142.6 km/h), (No.175) GOODWIN Chris**



Start : 10:26, Finish flag : 10:53

11 - 13 June 2021

(12) Lurani Trophy Formula Juniors

Circuit Paul Ricard (1CV2) (5.842 km)

**Race 1**

**Lap chart**

Start : 175 99 88 180 992 80 55 89 53 61 54 77 42 17 14 154 51 48 15 46 18 97 47 5 993

Lap	175	99	88	180	992	80	55	89	53	61	54	77	42	17	14	154	51	48	15	46	18	97	47	5	993
Lap 0																									
Lap 1	175	88	99	992	55	180	61	80	89	53	42	993	48	18	46	15	17	5	47	14	51	97	54		
Lap 2	175	88	99	992	55	180	61	80	89	53	42	993	48	18	46	17	15	5	47	14	51	97	54		
Lap 3	175	88	992	55	180	80	89	61	53	993	99	42	17	5	48	54	18	15	46	51	14	97	47		
Lap 4	175	88	992	55	180	89	80	61	99	53	993	42	17	54	5	51	18	15	46	48	14	97			
Lap 5	175	88	55	992	180	89	80	99	61	993	53	42	54	5	51	15	14	18	97	46					
Lap 6	175	88	55	992	180	89	80	99	61	993	53	42	54	5	51	14	97	15	46						
Lap 7	175	88	992	55	180	89	80	99	61	53	993	54	42	5	51	14	97	15	46						
Lap 8	175	88	992	55	180	89	80	99	61	993	53	54	42	5	14	97	15	46							
Lap 9	175	992	55	180	89	80	99	61	993	53	54	42	5	14	97	15	46								
Lap 10	175	992	55	180	89	80	99	61	993	53	54														



11 - 13 June 2021


### (12) Lurani Trophy Formula Juniors

Circuit Paul Ricard (1CV2) (5.842 km)

#### Race 1

Lap by lap

Laps	Time	S1	S2	SP	S3	L. Lap	Laps	Time	S1	S2	SP	S3	L. Lap
No. 5, BAUDOIN Michel, Pos. 13							50.410						
1	10:30:16	1:02.237	1:18.859	140.8	1:21.714	3:42.810							
2	10:33:50	55.978	1:08.859	135.1	1:29.515	3:34.352							
3	10:36:44	48.187	51.304	164.6	1:14.892	2:54.383							
4	10:39:34	47.059	50.483	166.1	1:12.474	2:50.016							
5	10:42:25	46.396	49.458	166.4	1:15.202	2:51.056							
6	10:45:19	47.554	50.634	165.3	1:15.634	2:53.822							
7	10:48:13	47.172	50.416	166.6	1:15.693	2:53.281							
8	10:51:07	47.341	51.192	166.6	1:15.687	2:54.220							
9	10:54:07	47.625	55.892	138.2	1:16.417	2:59.934							
-	-	-	-	-	-	-							
No. 14, BALDANZA Francesco, Pos. 14							No. 42, AUBERT Martin, Pos. 12						
1	10:30:23	1:04.361	1:20.862	113.2	1:24.828	3:50.051	1	10:30:06	50.802	1:16.892	144.0	1:25.382	3:33.076
2	10:33:57	54.073	1:06.698	135.5	1:32.901	3:33.672	2	10:33:39	1:00.735	1:03.606	147.5	1:28.773	3:33.114
3	10:36:58	51.159	54.562	158.1	1:15.776	3:01.497	3	10:36:22	44.843	48.808	160.9	1:09.587	2:43.238
4	10:39:56	49.263	53.226	150.0	1:15.382	2:57.871	4	10:39:05	44.007	48.494	162.8	1:10.105	2:42.606
5	10:42:53	48.269	52.610	156.9	1:15.729	2:56.608	5	10:41:48	43.864	48.774	160.7	1:10.643	2:43.281
6	10:45:46	47.930	51.748	153.4	1:13.498	2:53.176	6	10:44:23	45.132	49.326	162.8	59.924	Pit In
7	10:48:38	47.332	51.294	156.5	1:14.125	2:52.751	7	10:47:54	1:33.578	47.724	159.0	1:09.993	3:31.295
8	10:51:38	48.301	56.636	148.9	1:14.387	2:59.324	8	10:50:36	44.236	48.128	163.1	1:10.270	2:42.634
9	10:54:49	51.852	1:01.850	134.3	1:17.302	3:11.004	9	10:53:31	45.549	56.955	149.5	1:12.004	2:54.508
-	-	-	-	-	-	-	-	-	-	-	-	-	-
No. 15, SPRITZ Richard, Pos. 16							No. 46, DEL CONTE Carlo Maria, Pos. 17						
1	10:30:15	1:01.376	1:17.768	140.0	1:22.805	3:41.949	1	10:30:14	1:00.358	1:16.602	127.5	1:24.215	3:41.175
2	10:33:49	55.780	1:08.392	139.1	1:29.757	3:33.929	2	10:33:48	56.018	1:07.989	136.0	1:29.641	3:33.648
3	10:36:52	50.138	56.139	141.5	1:16.672	3:02.949	3	10:36:53	51.707	56.211	142.1	1:17.518	3:05.436
4	10:39:53	48.380	54.754	147.9	1:18.011	3:01.145	4	10:39:55	50.877	53.698	141.5	1:17.017	3:01.592
5	10:42:53	48.446	54.836	142.6	1:16.421	2:59.703	5	10:42:59	50.111	54.938	131.0	1:19.275	3:04.324
6	10:45:55	49.480	55.037	147.5	1:18.235	3:02.752	6	10:46:01	49.641	55.341	137.0	1:17.332	3:02.314
7	10:48:55	49.452	55.198	145.7	1:15.349	2:59.999	7	10:49:05	51.257	55.491	129.6	1:17.125	3:03.873
8	10:51:59	49.177	56.747	143.6	1:18.074	3:03.998	8	10:52:18	51.019	1:00.897	129.4	1:21.358	3:13.274
9	10:55:07	50.800	58.271	139.8	1:18.525	3:07.596	9	10:55:35	52.678	1:00.800	133.6	1:23.042	3:16.520
-	-	-	-	-	-	-	-	-	-	-	-	-	-
No. 17, REY Stéphane, Pos. 21							No. 47, PERLINO Silvio, Pos. 23						
1	10:30:15	1:00.802	1:18.981	140.4	1:22.576	3:42.359	1	10:30:21	1:03.830	1:20.681	125.7	1:23.211	3:47.722
2	10:33:49	55.929	1:08.582	144.1	1:28.839	3:33.350	2	10:33:53	54.510	1:07.698	135.6	1:30.542	3:32.750
3	10:36:39	46.379	52.082	150.8	1:12.314	2:50.775	3	10:37:31	52.326	1:09.030	95.3	1:36.626	Pit In
4	10:39:27	45.660	50.424	152.3	1:11.454	2:47.538	-	-	-	-	-	-	-
-	-	44.937	-	-	-	-	-	-	-	-	-	-	-
No. 18, JUSTESEN Erik, Pos. 20							No. 48, NELLEMANN Jac, Pos. 22						
1	10:30:12	59.634	1:15.575	133.4	1:24.124	3:39.333	1	10:30:10	57.988	1:14.900	147.3	1:24.193	3:37.081
2	10:33:46	57.009	1:07.618	135.6	1:29.410	3:34.037	2	10:33:45	58.180	1:06.626	149.3	1:30.037	3:34.843
3	10:36:49	50.214	55.501	136.0	1:17.386	3:03.101	3	10:36:46	49.723	54.140	150.2	1:17.753	3:01.616
4	10:39:52	49.640	54.948	137.4	1:18.075	3:02.663	4	10:39:55	49.645	54.458	149.5	1:24.744	Pit In
5	10:42:55	50.070	55.191	134.3	1:17.492	3:02.753	-	-	-	-	-	-	-
No. 51, PERRUCHOT Fabrice, Pos. 19							No. 49, NELLEMANN Jac, Pos. 22						
1	10:30:24	1:05.113	1:21.719	117.2	1:24.170	3:51.002	1	10:30:10	57.988	1:14.900	147.3	1:24.193	3:37.081
2	10:33:57	54.826	1:06.699	148.5	1:31.786	3:33.311	2	10:33:45	58.180	1:06.626	149.3	1:30.037	3:34.843
3	10:36:54	49.638	52.823	156.9	1:14.760	2:57.221	3	10:36:46	49.723	54.140	150.2	1:17.753	3:01.616
4	10:39:51	48.323	52.500	162.4	1:15.624	2:56.447	4	10:39:55	49.645	54.458	149.5	1:24.744	Pit In
5	10:42:46	48.344	51.229	160.4	1:15.287	2:54.860	-	-	-	-	-	-	-
6	10:45:40	47.511	51.145	157.6	1:15.499	2:54.155	-	-	-	-	-	-	-
7	10:48:33	46.856	50.655	161.1	1:15.188	2:52.699	-	-	-	-	-	-	-
-	-	-	-	-	-	-	-	-	-	-	-	-	-



Start : 10:26, Finish flag : 10:53



11 - 13 June 2021

### (12) Lurani Trophy Formula Juniors

Circuit Paul Ricard (1CV2) (5.842 km)

#### Race 1

Lap by lap

Laps	Time	S1	S2	SP	S3	L. Lap	Laps	Time	S1	S2	SP	S3	L. Lap
No. 51, PERRUCHOT Fabrice, Pos. 19							7	10:46:30	41.794	46.002	173.6	1:05.622	2:33.418
-	-	-	-	-	-	-	8	10:49:04	42.276	45.796	174.7	1:05.731	2:33.803
No. 53, BUHOFER Philipp, Pos. 10							9	10:51:46	42.454	50.969	170.6	1:07.806	2:41.229
1	10:30:05	50.024	1:16.352	140.9	1:26.133	3:32.509	10	10:54:34	44.819	54.659	164.8	1:09.182	2:48.660
2	10:33:38	1:00.450	1:03.139	131.0	1:29.300	3:32.889	No. 80, KRIKNOFF Serge, Pos. 6						
3	10:36:15	42.795	46.937	165.8	1:06.656	2:36.388	1	10:30:04	48.731	1:16.031	126.6	1:26.358	3:31.120
4	10:38:53	42.511	47.780	158.5	1:08.300	2:38.591	2	10:33:36	1:00.057	1:03.070	135.8	1:29.390	3:32.517
5	10:41:33	42.771	46.614	162.8	1:10.091	2:39.476	3	10:36:10	41.962	46.482	172.2	1:05.446	2:33.890
6	10:44:10	43.110	46.918	164.6	1:07.318	2:37.346	4	10:38:43	41.993	45.543	176.4	1:04.992	2:32.528
7	10:46:49	42.909	49.046	161.4	1:07.298	2:39.253	5	10:41:15	41.659	45.724	175.6	1:04.891	2:32.274
8	10:49:27	43.924	46.107	166.9	1:07.318	2:37.349	6	10:43:47	41.469	45.375	173.6	1:04.590	2:31.434
9	10:52:11	43.215	51.303	161.1	1:09.419	2:43.937	7	10:46:18	41.416	45.575	175.8	1:04.605	2:31.596
10	10:54:59	44.646	53.218	153.6	1:10.276	2:48.140	8	10:48:51	41.668	46.097	175.6	1:05.029	2:32.794
No. 54, HALUSA Andreas, Pos. 11							9	10:51:31	43.306	50.853	169.2	1:06.269	2:40.428
1	10:30:28	1:40.815	50.781	162.4	1:23.460	3:55.056	10	10:54:10	43.063	50.164	170.6	1:05.089	2:38.316
2	10:33:59	53.617	1:05.697	151.0	1:32.272	3:31.586	No. 88, AMES Alex, Pos. 18						
3	10:36:49	48.963	48.288	169.5	1:11.790	2:49.041	1	10:29:59	45.285	1:14.408	123.5	1:26.037	3:25.730
4	10:39:30	44.439	47.542	165.1	1:09.809	2:41.790	2	10:33:33	1:01.105	1:03.196	131.8	1:30.383	3:34.684
5	10:42:09	43.568	47.573	169.2	1:07.750	2:38.891	3	10:36:03	41.628	44.277	178.8	1:03.679	2:29.584
6	10:44:49	44.635	47.041	172.2	1:08.546	2:40.222	4	10:38:31	40.655	44.215	178.5	1:03.346	2:28.216
7	10:47:27	43.136	47.053	170.0	1:07.715	2:37.904	5	10:40:59	40.550	44.111	175.8	1:03.314	2:27.975
8	10:50:06	43.139	47.352	144.1	1:08.462	2:38.953	6	10:43:27	40.615	44.132	182.1	1:03.051	2:27.798
9	10:52:49	44.142	50.584	164.8	1:07.768	2:42.494	7	10:45:55	40.481	44.296	177.9	1:03.488	2:28.265
10	10:55:31	43.539	50.223	167.4	1:08.421	2:42.183	8	10:48:24	40.472	44.024	183.0	1:04.335	2:28.831
No. 55, HALUSA Lukas, Pos. 3							-	-	43.247	1:02.657	81.0	-	-
1	10:30:01	46.863	1:14.808	121.6	1:26.350	3:28.021	No. 89, FERRARI Bruno, Pos. 5						
2	10:33:35	1:01.164	1:02.576	125.0	1:30.198	3:33.938	1	10:30:05	49.255	1:16.260	129.4	1:26.141	3:31.656
3	10:36:07	41.604	45.089	173.9	1:05.893	2:32.586	2	10:33:38	1:00.257	1:03.596	145.3	1:29.157	3:33.010
4	10:38:38	40.975	45.209	176.7	1:04.355	2:30.539	3	10:36:11	42.219	45.801	170.6	1:04.994	2:33.014
5	10:41:08	41.157	44.699	177.9	1:04.583	2:30.439	4	10:38:41	41.232	44.825	179.7	1:04.463	2:30.520
6	10:43:39	40.883	44.860	176.7	1:04.512	2:30.255	5	10:41:12	41.409	44.508	181.2	1:05.060	2:30.977
7	10:46:10	40.774	45.080	175.6	1:05.458	2:31.312	6	10:43:43	41.341	44.507	176.1	1:05.517	2:31.365
8	10:48:41	41.764	45.151	179.1	1:04.442	2:31.357	7	10:46:15	41.610	44.956	176.1	1:04.649	2:31.215
9	10:51:16	42.445	48.286	177.6	1:03.863	2:34.594	8	10:48:47	41.590	45.053	176.4	1:05.374	2:32.017
10	10:53:51	41.577	47.500	164.3	1:05.684	2:34.761	9	10:51:30	43.767	52.901	174.1	1:06.812	2:43.480
No. 61, BEAUMONT Andrew, Pos. 8							10	10:54:08	42.822	50.000	173.3	1:05.560	2:38.382
1	10:30:03	48.322	1:15.477	118.2	1:26.191	3:29.990	No. 97, CIERS Hans, Pos. 15						
2	10:33:36	1:00.439	1:02.889	140.2	1:30.223	3:33.551	1	10:30:26	1:05.891	1:22.373	120.8	1:25.055	3:53.319
3	10:36:13	43.600	46.335	175.0	1:06.908	2:36.843	2	10:33:58	54.188	1:05.900	152.7	1:31.851	3:31.939
4	10:38:48	42.151	46.232	173.9	1:06.299	2:34.682	3	10:37:00	52.279	53.857	167.9	1:15.284	3:01.420
5	10:41:23	42.395	45.990	176.4	1:07.148	2:35.533	4	10:39:59	49.539	53.282	165.3	1:16.648	2:59.469
6	10:43:57	42.026	45.822	174.7	1:05.778	2:33.626	5	10:42:55	48.490	52.944	155.1	1:15.074	2:56.508



Start : 10:26, Finish flag : 10:53

11 - 13 June 2021


### (12) Lurani Trophy Formula Juniors

Circuit Paul Ricard (1CV2) (5.842 km)

#### Race 1

Lap by lap

Laps	Time	S1	S2	SP	S3	L. Lap	Laps	Time	S1	S2	SP	S3	L. Lap
No. 97, CIERS Hans, Pos. 15							No. 992, TONETTI Roberto, Pos. 2						
4	10:39:59	49.539	53.282	165.3	1:16.648	2:59.469	1	10:30:00	46.705	1:14.015	123.2	1:26.267	3:26.987
5	10:42:55	48.490	52.944	155.1	1:15.074	2:56.508	2	10:33:34	1:01.572	1:02.751	127.9	1:29.777	3:34.100
6	10:45:48	<b>47.822</b>	52.140	165.3	<b>1:12.457</b>	<b>2:52.419</b>	3	10:36:05	42.053	<b>44.038</b>	176.1	1:04.797	2:30.888
7	10:48:45	49.506	<b>51.610</b>	<b>169.0</b>	1:15.770	2:56.886	4	10:38:37	41.782	44.966	177.6	1:05.555	2:32.303
8	10:51:53	50.397	59.545	157.4	1:17.871	3:07.813	5	10:41:09	41.444	44.575	178.5	1:05.817	2:31.836
9	10:55:02	54.425	57.266	151.6	1:17.495	3:09.186	6	10:43:39	41.269	44.385	178.8	1:04.606	2:30.260
-	-	-	-	-	-	-	7	10:46:09	41.175	44.127	179.1	<b>1:04.155</b>	<b>2:29.457</b>
-	-	-	-	-	-	-	8	10:48:40	41.432	45.436	176.1	1:04.381	2:31.249
-	-	-	-	-	-	-	9	10:51:16	41.442	49.423	<b>179.4</b>	1:04.731	2:35.596
-	-	-	-	-	-	-	10	10:53:50	<b>41.147</b>	48.151	163.8	1:05.550	2:34.848
-	-	-	-	-	-	-	-	-	-	-	-	-	-
No. 99, SHAW Mark, Pos. 7							No. 993, TONETTI Pierre, Pos. 9						
1	10:29:59	46.163	1:14.056	126.1	1:26.202	3:26.421	1	10:30:06	52.915	1:16.053	140.4	1:24.639	3:33.607
2	10:33:33	1:01.192	1:03.090	132.1	1:29.927	3:34.209	2	10:33:40	1:00.710	1:04.121	135.8	1:28.603	3:33.434
3	10:36:19	41.985	44.918	177.0	1:19.034	2:45.937	3	10:36:17	43.326	46.904	173.0	1:07.058	2:37.288
4	10:38:52	<b>40.916</b>	45.431	177.3	1:05.774	2:32.121	4	10:38:54	43.896	46.653	174.4	1:06.556	2:37.105
5	10:41:23	42.130	44.667	176.1	1:04.395	2:31.192	5	10:41:29	43.205	46.024	<b>175.6</b>	<b>1:05.637</b>	<b>2:34.866</b>
6	10:43:54	41.078	45.440	<b>177.6</b>	1:04.510	2:31.028	6	10:44:09	<b>43.200</b>	47.387	174.1	1:09.000	2:39.587
7	10:46:24	41.271	44.563	174.4	1:04.094	<b>2:29.928</b>	7	10:46:50	43.602	50.466	168.4	1:06.736	2:40.804
8	10:48:55	41.789	<b>44.479</b>	174.7	1:04.919	2:31.187	8	10:49:25	43.232	<b>45.718</b>	173.3	1:06.538	2:35.488
9	10:51:32	41.986	49.614	173.9	1:05.710	2:37.310	9	10:52:07	44.030	49.148	171.9	1:08.704	2:41.882
10	10:54:10	42.992	51.393	168.2	<b>1:03.584</b>	2:37.969	10	10:54:52	43.898	53.736	151.4	1:07.859	2:45.493
-	-	-	-	-	-	-	-	-	-	-	-	-	-
No. 175, GOODWIN Chris, Pos. 1													
1	10:29:58	45.010	1:14.184	119.8	1:26.163	3:25.357							
2	10:33:33	1:01.005	1:03.095	131.8	1:30.820	3:34.920							
3	10:36:02	41.173	44.696	174.1	1:03.347	2:29.216							
4	10:38:30	40.227	44.389	175.8	1:03.402	2:28.018							
5	10:40:58	40.228	44.214	176.4	<b>1:02.970</b>	<b>2:27.412</b>							
6	10:43:25	40.462	<b>44.073</b>	<b>180.3</b>	1:03.022	2:27.557							
7	10:45:53	<b>40.182</b>	44.356	179.1	1:03.421	2:27.959							
8	10:48:24	41.282	44.659	179.1	1:04.478	2:30.419							
9	10:50:52	40.244	44.909	176.4	1:03.646	2:28.799							
10	10:53:26	41.371	47.357	175.6	1:04.643	2:33.371							
-	-	-	-	-	-	-							
No. 180, MOWLE Lee, Pos. 4													
1	10:30:02	47.428	1:15.236	121.2	1:26.196	3:28.860							
2	10:33:35	1:00.906	1:02.535	134.6	1:30.263	3:33.704							
3	10:36:08	41.689	45.423	176.4	1:05.690	2:32.802							
4	10:38:40	41.366	45.198	175.8	1:05.236	2:31.800							
5	10:41:11	41.302	<b>44.730</b>	176.7	1:04.863	2:30.895							
6	10:43:42	41.263	45.170	177.6	1:04.208	2:30.641							
7	10:46:12	<b>40.984</b>	45.096	177.6	<b>1:04.141</b>	<b>2:30.221</b>							
8	10:48:43	41.141	45.874	<b>180.6</b>	1:04.218	2:31.233							
9	10:51:18	42.683	47.937	177.3	1:04.519	2:35.139							
10	10:53:55	41.518	50.394	156.7	1:05.182	2:37.094							
-	-	-	-	-	-	-							



Start : 10:26, Finish flag : 10:53

11 - 13 June 2021

(12) Lurani Trophy Formula Juniors

Circuit Paul Ricard (1CV2) (5.842 km)

Race 1

Classification on best sectors

Pos.	No.	Ideal L.time	B. Lap	Gap B.Lap	No.	Best S1	In Lap S1	No.	Best S2	In Lap S2	No.	Best S3	In Lap S3	No.	Best SP	In Lap SP
1	175	2:27.225	2:27.412	0.187	175	40.182	7	88	44.024	8	175	1:02.970	5	88	183.0	8
2	88	2:27.547	2:27.798	0.251	88	40.472	8	992	44.038	3	88	1:03.051	6	89	181.2	5
3	99	2:28.979	2:29.928	0.949	55	40.774	7	175	44.073	6	99	1:03.584	10	180	180.6	8
4	55	2:29.336	2:30.255	0.919	99	40.916	4	99	44.479	8	55	1:03.863	9	175	180.3	6
5	992	2:29.340	2:29.457	0.117	180	40.984	7	89	44.507	6	180	1:04.141	7	992	179.4	9
6	180	2:29.855	2:30.221	0.366	992	41.147	10	55	44.699	5	992	1:04.155	7	55	179.1	8
7	89	2:30.202	2:30.520	0.318	89	41.232	4	180	44.730	5	89	1:04.463	4	99	177.6	6
8	80	2:31.381	2:31.434	0.053	80	41.416	7	80	45.375	6	80	1:04.590	6	80	176.4	4
9	61	2:33.212	2:33.418	0.206	61	41.794	7	993	45.718	8	61	1:05.622	7	61	176.4	5
10	993	2:34.555	2:34.866	0.311	53	42.511	4	61	45.796	8	993	1:05.637	5	993	175.6	5
11	53	2:35.274	2:36.388	1.114	54	43.136	7	53	46.107	8	53	1:06.656	3	54	172.2	6
12	54	2:37.892	2:37.904	0.012	993	43.200	6	54	47.041	6	54	1:07.715	7	97	169.0	7
13	42	2:41.175	2:42.606	1.431	42	43.864	5	42	47.724	7	42	1:09.587	3	53	166.9	8
14	17	2:46.815	2:47.538	0.723	17	44.937	5	5	49.458	5	17	1:11.454	4	5	166.6	7
15	5	2:48.328	2:50.016	1.688	5	46.396	5	17	50.424	4	97	1:12.457	6	42	163.1	8
16	97	2:51.889	2:52.419	0.530	51	46.856	7	51	50.655	7	5	1:12.474	4	51	162.4	4
17	14	2:52.124	2:52.751	0.627	14	47.332	7	14	51.294	7	14	1:13.498	6	14	158.1	3
18	51	2:52.271	2:52.699	0.428	97	47.822	6	97	51.610	7	51	1:14.760	3	17	152.3	4
19	15	2:58.483	2:59.703	1.220	15	48.380	4	46	53.698	4	15	1:15.349	7	48	150.2	3
20	46	3:00.356	3:01.592	1.236	18	49.640	4	48	54.140	3	46	1:17.017	4	15	147.9	4
21	48	3:01.538	3:01.616	0.078	46	49.641	6	15	54.754	4	18	1:17.386	3	46	142.1	3
22	18	3:01.974	3:02.663	0.689	48	49.645	4	18	54.948	4	48	1:17.753	3	18	137.4	4
23	47	3:23.235	3:32.750	9.515	47	52.326	3	47	1:07.6...	2	47	1:23.211	1	47	135.6	2
24	77	-	-	-	77	-	0	77	-	0	77	-	0	77	-	0
25	154	-	-	-	154	-	0	154	-	0	154	-	0	154	-	0

11 - 13 June 2021

(12) Lurani Trophy Formula Juniors

Circuit Paul Ricard (1CV2) (5.842 km)

**Race 1**

**Leader for each laps**

No.	Name	Car	Laps
175	GOODWIN Chris	Lotus 22 - 1098cc	1 -> 10 = 10 10



Start : 10:26, Finish flag : 10:53



11 - 13 June 2021

(12) Lurani Trophy Formula Juniors

Circuit Paul Ricard (1CV2) (5.842 km)

Race 2

Starting Grid - 2x2

Start time : 13/06/2021 09:15 Closing pre grid : 08:55 Duration : 00:25

993	TONETTI Pierre	22	5	BAUDOIN Michel	21	11
47	PERLINO Silvio	20	97	CIERS Hans	19	10
18	JUSTESEN Erik	18	46	DEL CONTE Carlo Maria	17	9
15	SPRITZ Richard	16	48	NELLEMANN Jac	15	8
51	PERRUCHOT Fabrice	14	14	BALDANZA Francesco	13	7
42	AUBERT Martin	12	54	HALUSA Andreas	11	6
61	BEAUMONT Andrew	10	53	BUHOFFER Philipp	9	5
89	FERRARI Bruno	8	55	HALUSA Lukas	7	4
80	KRIKNOFF Serge	6	992	TONETTI Roberto	5	3
180	MOWLE Lee	4	88	AMES Alex	3	2
99	SHAW Mark	2	175	GOODWIN Chris	1	1

Pole position



11 - 13 June 2021

(12) Lurani Trophy Formula Juniors

Circuit Paul Ricard (1CV2) (5.842 km)

Race 2

Classification on the total laps

Provisional Ranking

Pos.	No.	Cat	Cat. P	Name	N	Car	Year	Total time	Laps	Gap 1rst	Gap prev	B. Lap	In lap
1	175	E1	1	GOODWIN Chris	GBR	Lotus 22 - 1098cc	1962	00:27:14.808	11	-	-	2:26.921	9
2	992	E1	2	TONETTI Roberto	ITA	Brabham BT6 - 1097cc	1963	00:27:45.553	11	<b>30.745</b>	30.745	2:28.687	10
3	55	E1	3	HALUSA Lukas	NED	Lotus 22 - 1098cc	1962	00:27:46.034	11	<b>31.226</b>	0.481	2:29.299	11
4	88	E1	4	AMES Alex	GBR	Brabham BT6 - 1100cc	1963	00:27:47.133	11	<b>32.325</b>	1.099	2:30.683	9
5	99	E1	5	SHAW Mark	GBR	Brabham BT6 - 1098cc	1963	00:27:53.243	11	<b>38.435</b>	6.110	2:30.467	10
6	89	E1	6	FERRARI Bruno	ITA	Branca FJ - 1100cc	1963	00:28:22.924	11	<b>1:08.116</b>	29.681	2:32.057	5
7	61	E1	7	BEAUMONT Andrew	GBR	Lotus 22 - 1100cc	1961	00:28:33.735	11	<b>1:18.927</b>	10.811	2:33.621	9
8	993	E1	8	TONETTI Pierre	ITA	De Tomaso FJ 63 - 1097cc	1963	00:28:34.426	11	<b>1:19.618</b>	0.691	2:33.887	9
9	180	E1	9	MOWLE Lee	GBR	Lotus 20/22 - 1098cc	1961	00:28:43.569	11	<b>1:28.761</b>	9.143	2:31.072	11
10	53	E1	10	BUHOFER Philipp	SUI	Lola MK5A - 1098cc	1963	00:28:58.841	11	<b>1:44.033</b>	15.272	2:35.785	9
11	42	D2	1	AUBERT Martin	ARG	Lotus 20 - 1098cc	1961	00:27:32.984	10	<b>1 Lp.</b>	1 Lp.	2:43.763	8
12	5	E1	11	BAUDOIN Michel	FRA	Lotus 20/22 - 1100cc	1962	00:28:46.372	10	<b>1 Lp.</b>	1:13.388	2:47.562	10
13	14	E1	12	BALDANZA Francesco	SUI	Lotus 22 - 1097cc	1962	00:29:34.894	10	<b>1 Lp.</b>	48.522	2:52.151	10
14	80	E1	13	KRIKNOFF Serge	SUI	Lotus 22 - 1097cc	1963	00:23:06.462	9	<b>2 Lp.</b>	1 Lp.	2:31.780	5
15	15	B2	1	SPRITZ Richard	USA	BMC Mk1 - 1098cc	1959	00:27:26.637	9	<b>2 Lp.</b>	4:20.175	2:59.980	7
16	97	D2	2	CIERS Hans	BEL	Lotus 20 - 1100cc	1961	00:27:29.210	9	<b>2 Lp.</b>	2.573	2:55.007	9
17	46	C2	1	DEL CONTE Carlo Maria	SUI	Wainer FJ - 1089cc	1960	00:27:33.865	9	<b>2 Lp.</b>	4.655	3:00.588	9
18	18	A	1	JUSTESEN Erik	DEN	Apache Mk 1 - 1089cc	1959	00:27:40.278	9	<b>2 Lp.</b>	6.413	3:01.475	7
19	51	E1	14	PERRUCHOT Fabrice	FRA	Lotus FJ 20/22 - 1098cc	1961	00:14:35.787	5	<b>6 Lp.</b>	4 Lp.	2:49.546	5

NOT CLASSIFIED (Requirements : 50% of number laps of leader = 5 Lp.)

20	48	A	2	NELLEMANN Jac	DEN	Volpini FJ - 1098cc	1959	00:09:50.522	3	<b>8 Lp.</b>	2 Lp.	3:01.334	2
21	47	A	3	PERLINO Silvio	MCO	Volpini FJ - 1100cc	1958	00:03:05.152	1	<b>10 Lp.</b>	2 Lp.	-	0
22	54	E1	15	HALUSA Andreas	SUI	Lotus 22 - 1098cc	1962	00:03:14.316	1	<b>10 Lp.</b>	9.164	-	0

**B. Lap : 2:26.921 (143.1 km/h), (No.175) GOODWIN Chris**

Results are provisional until the end of protest and appeal time. The limit is 30 minutes after publishing the official notice.

In case of problem during technical scrutineering, sporting incident or protest, results will be suspended until the end of investigations.

11 - 13 June 2021

(12) Lurani Trophy Formula Juniors

Circuit Paul Ricard (1CV2) (5.842 km)

Race 2

Classification on the total laps

Final Ranking

Pos.	No.	Cat	Cat. P	Name	N	Car	Year	Total time	Laps	Gap 1rst	Gap prev	B. Lap	In lap
1	175	E1	1	GOODWIN Chris	GBR	Lotus 22 - 1098cc	1962	00:27:14.808	11	-	-	2:26.921	9
2	992	E1	2	TONETTI Roberto	ITA	Brabham BT6 - 1097cc	1963	00:27:45.553	11	<b>30.745</b>	30.745	2:28.687	10
3	55	E1	3	HALUSA Lukas	NED	Lotus 22 - 1098cc	1962	00:27:46.034	11	<b>31.226</b>	0.481	2:29.299	11
4	88	E1	4	AMES Alex	GBR	Brabham BT6 - 1100cc	1963	00:27:47.133	11	<b>32.325</b>	1.099	2:30.683	9
5	99	E1	5	SHAW Mark	GBR	Brabham BT6 - 1098cc	1963	00:27:53.243	11	<b>38.435</b>	6.110	2:30.467	10
6	89	E1	6	FERRARI Bruno	ITA	Branca FJ - 1100cc	1963	00:28:22.924	11	<b>1:08.116</b>	29.681	2:32.057	5
7	61	E1	7	BEAUMONT Andrew	GBR	Lotus 22- 1100cc	1961	00:28:33.735	11	<b>1:18.927</b>	10.811	2:33.621	9
8	993	E1	8	TONETTI Pierre	ITA	De Tomaso FJ 63 - 1097cc	1963	00:28:34.426	11	<b>1:19.618</b>	0.691	2:33.887	9
9	180	E1	9	MOWLE Lee	GBR	Lotus 20/22 - 1098cc	1961	00:28:43.569	11	<b>1:28.761</b>	9.143	2:31.072	11
10	53	E1	10	BUHOFER Philipp	SUI	Lola MK5A - 1098cc	1963	00:28:58.841	11	<b>1:44.033</b>	15.272	2:35.785	9
11	42	D2	1	AUBERT Martin	ARG	Lotus 20 - 1098cc	1961	00:27:32.984	10	<b>1 Lp.</b>	1 Lp.	2:43.763	8
12	5	E1	11	BAUDOIN Michel	FRA	Lotus 20/22 - 1100cc	1962	00:28:46.372	10	<b>1 Lp.</b>	1:13.388	2:47.562	10
13	14	E1	12	BALDANZA Francesco	SUI	Lotus 22 - 1097cc	1962	00:29:34.894	10	<b>1 Lp.</b>	48.522	2:52.151	10
14	80	E1	13	KRIKNOFF Serge	SUI	Lotus 22 - 1097cc	1963	00:23:06.462	9	<b>2 Lp.</b>	1 Lp.	2:31.780	5
15	15	B2	1	SPRITZ Richard	USA	BMC Mk1 - 1098cc	1959	00:27:26.637	9	<b>2 Lp.</b>	4:20.175	2:59.980	7
16	97	D2	2	CIERS Hans	BEL	Lotus 20 - 1100cc	1961	00:27:29.210	9	<b>2 Lp.</b>	2.573	2:55.007	9
17	46	C2	1	DEL CONTE Carlo Maria	SUI	Wainer FJ - 1089cc	1960	00:27:33.865	9	<b>2 Lp.</b>	4.655	3:00.588	9
18	18	A	1	JUSTESEN Erik	DEN	Apache Mk 1 - 1089cc	1959	00:27:40.278	9	<b>2 Lp.</b>	6.413	3:01.475	7
19	51	E1	14	PERRUCHOT Fabrice	FRA	Lotus FJ 20/22 - 1098cc	1961	00:14:35.787	5	<b>6 Lp.</b>	4 Lp.	2:49.546	5

NOT CLASSIFIED (Requirements : 50% of number laps of leader = 5 Lp.)

20	48	A	2	NELLEMANN Jac	DEN	Volpini FJ - 1098cc	1959	00:09:50.522	3	<b>8 Lp.</b>	2 Lp.	3:01.334	2
21	47	A	3	PERLINO Silvio	MCO	Volpini FJ - 1100cc	1958	00:03:05.152	1	<b>10 Lp.</b>	2 Lp.	-	0
22	54	E1	15	HALUSA Andreas	SUI	Lotus 22 - 1098cc	1962	00:03:14.316	1	<b>10 Lp.</b>	9.164	-	0

**B. Lap : 2:26.921 (143.1 km/h), (No.175) GOODWIN Chris**



Start : 09:13, Finish flag : 09:41

11 - 13 June 2021

(12) Lurani Trophy Formula Juniors

Circuit Paul Ricard (1CV2) (5.842 km)


Race 2

Classification on the total laps

Final Ranking by Categories

Pos.	No.	Cat	Cat. P	Name	N	Car	Year	Total time	Laps	Gap 1st	Gap prev	B. Lap	In lap
<b>Cat : A</b>													
1	18	A	1	JUSTESEN Erik	DEN	Apache Mk 1 - 1089cc	1959	00:27:40.278	9	-	-	3:01.475	7
<b>NOT CLASSIFIED (Requirements : 50% of number laps of leader = 5 Lp.)</b>													
2	48	A	2	NELLEMANN Jac	DEN	Volpini FJ - 1098cc	1959	00:09:50.522	3	6 Lp.	6 Lp.	3:01.334	2
3	47	A	3	PERLINO Silvio	MCO	Volpini FJ - 1100cc	1958	00:03:05.152	1	8 Lp.	2 Lp.	-	0
<b>Cat : B2</b>													
1	15	B2	1	SPRITZ Richard	USA	BMC Mk1 - 1098cc	1959	00:27:26.637	9	-	-	2:59.980	7
<b>Cat : C2</b>													
1	46	C2	1	DEL CONTE Carlo Maria	SUI	Wainer FJ - 1089cc	1960	00:27:33.865	9	-	-	3:00.588	9
<b>Cat : D2</b>													
1	42	D2	1	AUBERT Martin	ARG	Lotus 20 - 1098cc	1961	00:27:32.984	10	-	-	2:43.763	8
2	97	D2	2	CIERS Hans	BEL	Lotus 20 - 1100cc	1961	00:27:29.210	9	1 Lp.	1 Lp.	2:55.007	9
<b>Cat : E1</b>													
1	175	E1	1	GOODWIN Chris	GBR	Lotus 22 - 1098cc	1962	00:27:14.808	11	-	-	2:26.921	9
2	992	E1	2	TONETTI Roberto	ITA	Brabham BT6 - 1097cc	1963	00:27:45.553	11	30.745	30.745	2:28.687	10
3	55	E1	3	HALUSA Lukas	NED	Lotus 22 - 1098cc	1962	00:27:46.034	11	31.226	0.481	2:29.299	11
4	88	E1	4	AMES Alex	GBR	Brabham BT6 - 1100cc	1963	00:27:47.133	11	32.325	1.099	2:30.683	9
5	99	E1	5	SHAW Mark	GBR	Brabham BT6 - 1098cc	1963	00:27:53.243	11	38.435	6.110	2:30.467	10
6	89	E1	6	FERRARI Bruno	ITA	Branca FJ - 1100cc	1963	00:28:22.924	11	1:08.116	29.681	2:32.057	5
7	61	E1	7	BEAUMONT Andrew	GBR	Lotus 22 - 1100cc	1961	00:28:33.735	11	1:18.927	10.811	2:33.621	9
8	993	E1	8	TONETTI Pierre	ITA	De Tomaso FJ 63 - 1097cc	1963	00:28:34.426	11	1:19.618	0.691	2:33.887	9
9	180	E1	9	MOWLE Lee	GBR	Lotus 20/22 - 1098cc	1961	00:28:43.569	11	1:28.761	9.143	2:31.072	11
10	53	E1	10	BUHOFER Philipp	SUI	Lola MK5A - 1098cc	1963	00:28:58.841	11	1:44.033	15.272	2:35.785	9
11	5	E1	11	BAUDOIN Michel	FRA	Lotus 20/22 - 1100cc	1962	00:28:46.372	10	1 Lp.	1 Lp.	2:47.562	10
12	14	E1	12	BALDANZA Francesco	SUI	Lotus 22 - 1097cc	1962	00:29:34.894	10	1 Lp.	48.522	2:52.151	10
13	80	E1	13	KRIKNOFF Serge	SUI	Lotus 22 - 1097cc	1963	00:23:06.462	9	2 Lp.	1 Lp.	2:31.780	5
14	51	E1	14	PERRUCHOT Fabrice	FRA	Lotus FJ 20/22 - 1098cc	1961	00:14:35.787	5	6 Lp.	4 Lp.	2:49.546	5
<b>NOT CLASSIFIED (Requirements : 50% of number laps of leader = 5 Lp.)</b>													
15	54	E1	15	HALUSA Andreas	SUI	Lotus 22 - 1098cc	1962	00:03:14.316	1	10 Lp.	4 Lp.	-	0

**B. Lap : 2:26.921 (143.1 km/h), (No.175) GOODWIN Chris**



Start : 09:13, Finish flag : 09:41

11 - 13 June 2021

(12) Lurani Trophy Formula Juniors

Circuit Paul Ricard (1CV2) (5.842 km)

**Race 2**

**Lap chart**

Start : 175 99 88 180 992 80 55 89 53 61 54 42 14 51 48 15 46 18 97 47 5 993

Lap	175	99	88	180	992	80	55	89	53	61	54	42	14	51	48	15	46	18	97	47	5	993
Lap 0																						
Lap 1	175	88	992	180	99	55	80	89	61	993	53	42	47	51	5	14	48	15	18	46	54	97
Lap 2	175	88	992	180	99	55	80	89	61	993	53	42	5	51	48	14	15	18	46	97		
Lap 3	175	180	88	992	99	55	80	89	61	993	53	42	5	51	14	15	18	46	97	48		
Lap 4	175	88	992	99	55	80	89	993	61	53	180	42	5	51	14	15	18	97	46			
Lap 5	175	88	992	55	99	80	89	993	61	53	180	42	5	51	14	15	18	46	97			
Lap 6	175	88	992	55	99	80	89	993	61	53	180	42	5	14	15	46	18	97				
Lap 7	175	88	992	55	99	80	89	61	993	53	180	42	5	14	15	46	18	97				
Lap 8	175	88	992	55	99	80	89	61	993	180	53	42	5	14	15	46	97	18				
Lap 9	175	88	992	55	99	80	89	61	993	180	53	42	5	14	15	97	46	18				
Lap 10	175	88	992	55	99	89	61	993	180	53	42	5	14									
Lap 11	175	992	55	88	99	89	61	993	180	53												



11 - 13 June 2021


### (12) Lurani Trophy Formula Juniors

Circuit Paul Ricard (1CV2) (5.842 km)

#### Race 2

Lap by lap

Laps	Time	S1	S2	SP	S3	L. Lap	Laps	Time	S1	S2	SP	S3	L. Lap
No. 5, BAUDOIN Michel, Pos. 12							No. 42, AUBERT Martin, Pos. 11						
1	09:17:05	1:02.143	51.574	166.9	1:14.171	3:07.888	1	09:16:49	51.922	49.572	159.7	1:10.701	2:52.195
2	09:19:58	46.446	52.530	165.3	1:14.389	2:53.365	2	09:19:34	45.153	49.432	161.6	1:10.744	2:45.329
3	09:22:51	46.902	51.643	165.1	1:14.948	2:53.493	3	09:22:19	45.960	48.750	160.0	1:10.233	2:44.943
4	09:25:42	46.407	49.930	168.4	1:13.789	2:50.126	4	09:25:04	45.727	48.474	160.2	1:10.409	2:44.610
5	09:28:32	46.601	50.769	169.0	1:12.995	2:50.365	5	09:27:48	45.104	48.767	160.2	1:10.102	2:43.973
6	09:31:24	47.501	50.612	170.0	1:14.372	2:52.485	6	09:30:33	44.778	49.243	157.8	1:10.976	2:44.997
7	09:34:16	46.764	50.807	166.4	1:13.645	2:51.216	7	09:33:18	45.076	48.866	162.1	1:10.942	2:44.884
8	09:37:05	46.421	49.677	171.4	1:13.736	2:49.834	8	09:36:01	44.975	48.501	159.7	1:10.287	2:43.763
9	09:39:55	46.075	49.137	170.3	1:14.826	2:50.038	9	09:38:46	44.791	49.324	160.9	1:10.356	2:44.471
10	09:42:43	45.580	50.342	170.3	1:11.640	2:47.562	10	09:41:30	44.302	49.380	163.3	1:10.137	2:43.819
-	-	-	-	-	-	-	-	-	-	-	-	-	-
No. 14, BALDANZA Francesco, Pos. 13							No. 46, DEL CONTE Carlo Maria, Pos. 17						
1	09:17:06	56.169	55.377	153.4	1:17.810	3:09.356	1	09:17:10	59.068	54.625	140.0	1:19.636	3:13.329
2	09:20:09	49.490	55.645	145.5	1:17.574	3:02.709	2	09:20:15	51.048	55.861	135.3	1:18.298	3:05.207
3	09:23:07	48.691	52.870	154.5	1:16.416	2:57.977	3	09:23:19	50.045	54.678	135.8	1:19.255	3:03.978
4	09:26:05	48.842	53.533	153.6	1:16.206	2:58.581	4	09:26:22	51.050	54.707	138.9	1:17.323	3:03.080
5	09:29:03	49.169	52.868	156.7	1:15.944	2:57.981	5	09:29:26	50.037	54.880	137.9	1:18.942	3:03.859
6	09:31:58	48.430	52.520	158.5	1:14.227	2:55.177	6	09:32:28	49.742	54.849	133.1	1:17.447	3:02.038
7	09:34:52	47.726	51.801	154.0	1:14.199	2:53.726	7	09:35:29	49.421	53.997	137.7	1:17.501	3:00.919
8	09:37:46	47.226	52.376	156.5	1:14.057	2:53.659	8	09:38:30	49.391	54.787	130.2	1:16.689	3:00.867
9	09:40:39	47.822	51.579	156.5	1:14.176	2:53.577	9	09:41:31	50.612	53.799	130.9	1:16.177	3:00.588
10	09:43:31	47.309	51.548	155.8	1:13.294	2:52.151	-	-	-	-	-	-	-
-	-	-	-	-	-	-	-	-	-	-	-	-	-
No. 15, SPRITZ Richard, Pos. 15							No. 47, PERLINO Silvio, Pos. 21						
1	09:17:08	57.526	54.526	151.8	1:19.116	3:11.168	1	09:17:02	59.633	56.992	142.2	1:08.527	Pit In
2	09:20:10	49.703	54.569	151.0	1:18.264	3:02.536	-	-	-	-	-	-	-
3	09:23:12	49.206	54.232	149.5	1:18.567	3:02.005	-	-	-	-	-	-	-
4	09:26:15	49.548	54.959	148.1	1:18.192	3:02.699	No. 48, NELLEMANN Jac, Pos. 20						
5	09:29:16	49.644	55.044	148.5	1:16.784	3:01.472	1	09:17:07	57.030	54.463	146.7	1:19.054	3:10.547
6	09:32:18	49.418	54.585	146.3	1:17.899	3:01.902	2	09:20:08	49.703	54.342	147.7	1:17.289	3:01.334
7	09:35:18	47.919	54.322	148.3	1:17.739	2:59.980	3	09:23:47	50.308	54.124	148.9	1:54.209	Pit In
8	09:38:21	49.378	54.378	147.7	1:18.555	3:02.311	-	-	-	-	-	-	-
9	09:41:23	49.937	56.161	144.1	1:16.466	3:02.564	-	-	-	-	-	-	-
-	-	-	-	-	-	-	No. 51, PERRUCHOT Fabrice, Pos. 19						
-	-	-	-	-	-	-	1	09:17:03	58.011	52.355	159.0	1:15.971	3:06.337
-	-	-	-	-	-	-	2	09:19:59	48.516	52.303	160.2	1:15.328	2:56.147
-	-	-	-	-	-	-	3	09:22:52	46.796	51.480	155.3	1:14.662	2:52.938
-	-	-	-	-	-	-	4	09:25:43	46.408	50.228	164.6	1:14.183	2:50.819
-	-	-	-	-	-	-	5	09:28:32	45.935	49.138	165.6	1:14.473	2:49.546
-	-	-	-	-	-	-	-	-	-	-	-	-	-
No. 18, JUSTESEN Erik, Pos. 18							No. 53, BUHOFER Philipp, Pos. 10						
1	09:17:10	59.028	56.223	137.5	1:17.757	3:13.008	1	09:16:42	50.005	47.069	166.9	1:07.926	2:45.000
2	09:20:11	49.561	54.785	136.0	1:17.455	3:01.801	2	09:19:19	42.804	46.953	166.9	1:07.732	2:37.489
3	09:23:14	49.149	54.300	136.5	1:18.929	3:02.378	3	09:21:57	42.998	46.698	166.6	1:08.014	2:37.710
4	09:26:16	50.257	55.511	132.8	1:16.761	3:02.529	4	09:24:34	42.618	46.613	164.1	1:08.330	2:37.561
5	09:29:24	50.930	55.501	133.9	1:20.815	3:07.246	5	09:27:11	42.864	46.876	164.6	1:07.256	2:36.996
6	09:32:29	51.605	55.676	136.5	1:18.129	3:05.410	-	-	-	-	-	-	-
7	09:35:30	50.016	54.634	135.8	1:16.825	3:01.475	-	-	-	-	-	-	-
8	09:38:33	50.777	55.204	133.9	1:16.663	3:02.644	-	-	-	-	-	-	-
9	09:41:37	49.381	56.754	134.3	1:17.652	3:03.787	-	-	-	-	-	-	-
-	-	-	-	-	-	-	-	-	-	-	-	-	-



Start : 09:13, Finish flag : 09:41

11 - 13 June 2021

### (12) Lurani Trophy Formula Juniors

Circuit Paul Ricard (1CV2) (5.842 km)

#### Race 2

Lap by lap

Laps	Time	S1	S2	SP	S3	L. Lap	Laps	Time	S1	S2	SP	S3	L. Lap
<b>No. 53, BUHOFER Philipp, Pos. 10</b>							5	09:26:47	41.652	45.429	175.0	1:04.699	2:31.780
3	09:21:57	42.998	46.698	166.6	1:08.014	2:37.710	6	09:29:19	41.390	45.272	177.3	1:05.908	2:32.570
4	09:24:34	42.618	46.613	164.1	1:08.330	2:37.561	7	09:31:53	41.973	45.375	175.8	1:06.516	2:33.864
5	09:27:11	42.864	46.876	164.6	1:07.256	2:36.996	8	09:34:28	41.196	46.608	174.4	1:06.485	2:34.289
6	09:29:49	42.789	46.864	163.3	1:07.620	2:37.273	9	09:37:03	43.092	48.433	170.0	1:03.971	Pit In
7	09:32:27	42.652	47.050	161.9	1:08.915	2:38.617	-	-	-	-	-	-	
8	09:35:05	43.045	47.134	162.1	1:07.560	2:37.739	<b>No. 88, AMES Alex, Pos. 4</b>						
9	09:37:41	42.366	46.230	167.1	1:07.189	2:35.785	1	09:16:32	45.332	45.205	171.4	1:04.555	2:35.092
10	09:40:18	43.072	47.869	163.6	1:06.716	2:37.657	2	09:19:03	41.079	45.544	170.3	1:04.623	2:31.246
11	09:42:55	42.995	46.728	162.6	1:07.291	2:37.014	3	09:21:34	41.856	45.325	174.1	1:04.120	2:31.301
-	-	-	-	-	-	-	4	09:24:05	41.356	45.697	170.0	1:04.000	2:31.053
<b>No. 54, HALUSA Andreas, Pos. 22</b>							5	09:26:36	41.133	45.309	174.1	1:04.674	2:31.116
1	09:17:11	52.544	54.126	110.9	1:27.646	Pit In	6	09:29:07	41.178	45.303	174.1	1:04.223	2:30.704
-	-	-	-	-	-	-	7	09:31:38	41.525	45.332	175.0	1:04.339	2:31.196
<b>No. 55, HALUSA Lukas, Pos. 3</b>							8	09:34:09	41.099	45.348	174.4	1:04.472	2:30.919
1	09:16:37	48.438	46.491	176.7	1:05.546	2:40.475	9	09:36:40	41.180	45.235	175.8	1:04.268	2:30.683
2	09:19:08	41.262	44.936	177.0	1:05.156	2:31.354	10	09:39:11	41.253	44.916	174.7	1:04.532	2:30.701
3	09:21:41	41.569	45.615	177.0	1:04.888	2:32.072	11	09:41:44	42.161	46.327	172.8	1:04.634	2:33.122
4	09:24:11	40.969	44.666	177.0	1:04.763	2:30.398	-	-	-	-	-	-	
5	09:26:42	42.087	44.884	173.3	1:04.315	2:31.286	<b>No. 89, FERRARI Bruno, Pos. 6</b>						
6	09:29:13	41.101	44.973	177.0	1:04.875	2:30.949	1	09:16:39	47.936	46.972	165.6	1:07.169	2:42.077
7	09:31:43	40.862	45.206	177.0	1:04.236	2:30.304	2	09:19:11	42.023	45.200	177.6	1:05.204	2:32.427
8	09:34:13	40.607	44.742	176.7	1:04.415	2:29.764	3	09:21:43	41.890	45.120	178.8	1:05.135	2:32.145
9	09:36:44	40.946	45.039	175.0	1:04.680	2:30.665	4	09:24:16	41.928	45.227	177.3	1:05.657	2:32.812
10	09:39:13	40.711	44.337	177.6	1:04.420	2:29.468	5	09:26:48	41.777	45.010	177.0	1:05.270	2:32.057
11	09:41:43	40.584	44.329	179.1	1:04.386	2:29.299	6	09:29:21	41.653	45.149	176.4	1:06.118	2:32.920
-	-	-	-	-	-	-	7	09:31:54	41.761	44.852	177.3	1:06.194	2:32.807
<b>No. 61, BEAUMONT Andrew, Pos. 7</b>							8	09:34:32	41.469	45.356	174.7	1:10.847	2:37.672
1	09:16:40	49.614	46.024	177.6	1:07.589	2:43.227	9	09:37:07	42.381	46.000	166.4	1:07.059	2:35.440
2	09:19:15	42.432	46.048	175.6	1:06.336	2:34.816	10	09:39:42	42.581	45.579	174.1	1:07.315	2:35.475
3	09:21:50	42.391	45.740	175.0	1:07.278	2:35.409	11	09:42:20	42.937	46.805	173.0	1:07.350	2:37.092
4	09:24:26	42.329	46.220	173.3	1:07.466	2:36.015	-	-	-	-	-	-	
5	09:27:03	42.832	46.212	175.0	1:07.879	2:36.923	<b>No. 97, CIERS Hans, Pos. 16</b>						
6	09:29:37	41.709	46.103	177.0	1:06.296	2:34.108	1	09:17:16	1:01.456	56.150	163.1	1:21.300	3:18.906
7	09:32:12	42.042	46.467	178.5	1:06.503	2:35.012	2	09:20:19	51.499	54.271	165.8	1:17.522	3:03.292
8	09:34:47	42.064	45.744	176.1	1:06.799	2:34.607	3	09:23:20	50.532	53.589	164.6	1:17.061	3:01.182
9	09:37:20	41.464	45.574	175.8	1:06.583	2:33.621	4	09:26:18	49.356	53.285	164.8	1:15.641	2:58.282
10	09:39:55	41.952	45.885	174.4	1:06.386	2:34.223	5	09:29:26	51.288	55.233	162.4	1:21.676	3:08.197
11	09:42:30	42.357	46.913	175.8	1:06.504	2:35.774	6	09:32:31	51.701	54.116	164.8	1:18.285	3:04.102
-	-	-	-	-	-	-	7	09:35:31	50.322	53.379	166.1	1:16.947	3:00.648
<b>No. 80, KRIKNOFF Serge, Pos. 14</b>							8	09:38:31	51.718	53.462	165.8	1:14.414	2:59.594
1	09:16:38	49.015	46.057	177.6	1:06.177	2:41.249	9	09:41:26	49.073	51.976	169.0	1:13.958	2:55.007
2	09:19:10	41.754	45.548	175.8	1:04.757	2:32.059	-	-	-	-	-	-	
3	09:21:42	41.627	45.359	177.3	1:05.177	2:32.163	-	-	-	-	-	-	
4	09:24:15	41.982	46.013	174.4	1:04.997	2:32.992	-	-	-	-	-	-	



Start : 09:13, Finish flag : 09:41

11 - 13 June 2021

### (12) Lurani Trophy Formula Juniors

Circuit Paul Ricard (1CV2) (5.842 km)

#### Race 2

Lap by lap

Laps	Time	S1	S2	SP	S3	L. Lap	Laps	Time	S1	S2	SP	S3	L. Lap
<b>No. 99, SHAW Mark, Pos. 5</b>							7	09:31:43	41.351	44.781	179.4	1:04.429	2:30.561
1	09:16:36	48.161	46.526	170.0	1:04.974	2:39.661	8	09:34:13	41.040	44.525	178.5	1:04.542	2:30.107
2	09:19:08	41.300	44.972	178.5	1:05.515	2:31.787	9	09:36:43	41.072	44.999	177.3	1:04.518	2:30.589
3	09:21:39	41.591	45.090	173.9	1:04.258	2:30.939	10	09:39:12	40.849	44.253	178.5	1:03.585	2:28.687
4	09:24:11	41.446	45.217	175.8	1:05.056	2:31.719	11	09:41:42	41.364	44.324	180.6	1:04.313	2:30.001
5	09:26:44	42.045	45.641	173.9	1:05.724	2:33.410	-	-	-	-	-	-	
6	09:29:16	41.327	44.857	172.5	1:05.620	2:31.804	<b>No. 993, TONETTI Pierre, Pos. 8</b>						
7	09:31:47	41.297	45.198	178.5	1:04.281	2:30.776	1	09:16:40	51.396	46.602	175.8	1:05.728	2:43.726
8	09:34:18	41.261	45.074	173.9	1:04.845	2:31.180	2	09:19:16	42.930	46.827	175.8	1:05.858	2:35.615
9	09:36:49	41.488	45.233	174.7	1:04.145	2:30.866	3	09:21:51	42.680	46.699	174.1	1:06.089	2:35.468
10	09:39:19	41.002	44.746	174.7	1:04.719	2:30.467	4	09:24:26	42.790	45.730	175.3	1:06.046	2:34.566
11	09:41:50	41.192	45.015	175.0	1:04.427	2:30.634	5	09:27:02	43.321	46.296	174.7	1:05.936	2:35.553
-	-	-	-	-	-	-	6	09:29:36	42.511	46.489	172.5	1:05.473	2:34.473
<b>No. 175, GOODWIN Chris, Pos. 1</b>							7	09:32:12	42.581	46.803	172.2	1:07.077	2:36.461
1	09:16:29	44.162	44.764	178.5	1:03.669	2:32.595	8	09:34:47	42.673	45.429	174.7	1:06.852	2:34.954
2	09:18:57	40.169	44.459	177.3	1:03.310	2:27.938	9	09:37:21	41.520	45.249	177.3	1:07.118	2:33.887
3	09:21:26	40.396	44.417	177.0	1:03.631	2:28.444	10	09:39:57	42.440	47.112	170.6	1:05.807	2:35.359
4	09:23:54	40.234	44.296	177.0	1:03.601	2:28.131	11	09:42:31	42.778	46.009	171.7	1:05.577	2:34.364
5	09:26:21	40.276	44.433	177.9	1:02.987	2:27.696	-	-	-	-	-	-	
6	09:28:51	42.083	44.233	180.0	1:03.178	2:29.494	<b>No. 180, MOWLE Lee, Pos. 9</b>						
7	09:31:19	40.111	44.460	178.2	1:03.327	2:27.898	1	09:16:35	47.183	44.903	179.7	1:06.173	2:38.259
8	09:33:47	40.266	44.402	179.7	1:03.157	2:27.825	2	09:19:07	41.903	45.461	178.5	1:05.173	2:32.537
9	09:36:14	39.929	44.143	178.5	1:02.849	2:26.921	3	09:21:32	42.054	45.657	181.8	56.552	Pit In
10	09:38:42	40.363	44.404	174.1	1:03.662	2:28.429	4	09:24:55	1:31.748	45.631	174.7	1:05.985	3:23.364
11	09:41:11	40.768	45.278	180.3	1:03.391	2:29.437	5	09:27:27	41.687	45.350	175.8	1:05.366	2:32.403
-	-	-	-	-	-	-	6	09:30:00	41.451	-	-	-	2:32.190
<b>No. 992, TONETTI Roberto, Pos. 2</b>							7	09:32:32	41.478	45.444	173.3	1:05.043	2:31.965
1	09:16:33	46.535	44.534	177.9	1:05.494	2:36.563	8	09:35:05	42.417	-	-	-	2:33.380
2	09:19:05	41.391	44.788	174.7	1:05.513	2:31.692	9	09:37:37	41.549	45.126	170.3	1:05.055	2:31.730
3	09:21:37	41.890	45.058	177.0	1:04.668	2:31.616	10	09:40:09	42.023	45.169	175.0	1:05.214	2:32.406
4	09:24:07	41.520	44.538	178.2	1:04.841	2:30.899	11	09:42:40	41.159	44.848	-	1:05.065	2:31.072
5	09:26:39	41.742	44.711	171.1	1:05.254	2:31.707	-	-	-	-	-	-	
6	09:29:12	41.652	45.319	177.0	1:06.160	2:33.131	<b>No. 992, TONETTI Roberto, Pos. 2</b>						



Start : 09:13, Finish flag : 09:41

11 - 13 June 2021

(12) Lurani Trophy Formula Juniors

Circuit Paul Ricard (1CV2) (5.842 km)

Race 2

Classification on best sectors

Pos.	No.	Ideal L.time	B. Lap	Gap B.Lap	No.	Best S1	In Lap S1	No.	Best S2	In Lap S2	No.	Best S3	In Lap S3	No.	Best SP	In Lap SP
1	175	2:26.921	2:26.921	-	175	39.929	9	175	44.143	9	175	1:02.849	9	180	181.8	3
2	992	2:28.687	2:28.687	-	55	40.584	11	992	44.253	10	992	1:03.585	10	992	180.6	11
3	55	2:29.149	2:29.299	0.150	992	40.849	10	55	44.329	11	88	1:04.000	4	175	180.3	11
4	99	2:29.893	2:30.467	0.574	99	41.002	10	99	44.746	10	99	1:04.145	9	55	179.1	11
5	88	2:29.995	2:30.683	0.688	88	41.079	2	180	44.848	11	55	1:04.236	7	89	178.8	3
6	180	2:31.050	2:31.072	0.022	180	41.159	11	89	44.852	7	80	1:04.699	5	99	178.5	2
7	80	2:31.167	2:31.780	0.613	80	41.196	8	88	44.916	10	180	1:05.043	7	61	178.5	7
8	89	2:31.456	2:32.057	0.601	61	41.464	9	993	45.249	9	89	1:05.135	3	80	177.6	1
9	993	2:32.242	2:33.887	1.645	89	41.469	8	80	45.272	6	993	1:05.473	6	993	177.3	9
10	61	2:33.334	2:33.621	0.287	993	41.520	9	61	45.574	9	61	1:06.296	6	88	175.8	9
11	53	2:35.312	2:35.785	0.473	53	42.366	9	53	46.230	9	53	1:06.716	10	5	171.4	8
12	42	2:42.878	2:43.763	0.885	42	44.302	10	42	48.474	4	42	1:10.102	5	97	169.0	9
13	5	2:46.357	2:47.562	1.205	5	45.580	10	5	49.137	9	5	1:11.640	10	53	167.1	9
14	51	2:49.256	2:49.546	0.290	51	45.935	5	51	49.138	5	14	1:13.294	10	51	165.6	5
15	14	2:52.068	2:52.151	0.083	14	47.226	8	14	51.548	10	97	1:13.958	9	42	163.3	10
16	97	2:55.007	2:55.007	-	15	47.919	7	97	51.976	9	51	1:14.183	4	14	158.5	6
17	15	2:58.617	2:59.980	1.363	97	49.073	9	46	53.799	9	46	1:16.177	9	15	151.8	1
18	46	2:59.367	3:00.588	1.221	18	49.149	3	48	54.124	3	15	1:16.466	9	48	148.9	3
19	18	3:00.112	3:01.475	1.363	46	49.391	8	54	54.126	1	18	1:16.663	8	47	142.2	1
20	48	3:01.116	3:01.334	0.218	48	49.703	2	15	54.232	3	48	1:17.289	2	46	140.0	1
21	47	-	-	-	47	-	0	18	54.300	3	47	-	0	18	137.5	1
22	54	-	-	-	54	-	0	47	56.992	1	54	-	0	54	110.9	1

11 - 13 June 2021

(12) Lurani Trophy Formula Juniors

Circuit Paul Ricard (1CV2) (5.842 km)

**Race 2**

**Leader for each laps**

No.	Name	Car	Laps
175	GOODWIN Chris	Lotus 22 - 1098cc	1 -> 11 = 11 11



11 - 13 June 2021

(12) Lurani Trophy Formula Juniors

Circuit Paul Ricard (1CV2) (5.842 km)

Aggregate Ranking

Classification on the total laps

Pos.	No.	Name	Cat	Cat. P	Car	Race 1	Race 2	Total time	Laps	Gap 1st	Gap prev
1	175	GOODWIN Chris	E1	1	Lotus 22 - 1098cc	10 Lp. in 26:53.028	11 Lp. in 27:14.808	00:54:07.836	21	-	-
2	992	TONETTI Roberto	E1	2	Brabham BT6 - 1097cc	10 Lp. in 27:17.524	11 Lp. in 27:45.553	00:55:03.077	21	55.241	55.241
3	55	HALUSA Lukas	E1	3	Lotus 22 - 1098cc	10 Lp. in 27:17.802	11 Lp. in 27:46.034	00:55:03.836	21	56.000	0.759
4	99	SHAW Mark	E1	4	Brabham BT6 - 1098cc	10 Lp. in 27:37.302	11 Lp. in 27:53.243	00:55:30.545	21	1:22.709	26.709
5	89	FERRARI Bruno	E1	5	Branca FJ - 1100cc	10 Lp. in 27:35.636	11 Lp. in 28:22.924	00:55:58.560	21	1:50.724	28.015
6	180	MOWLE Lee	E1	6	Lotus 20/22 - 1098cc	10 Lp. in 27:22.389	11 Lp. in 28:43.569	00:56:05.958	21	1:58.122	7.398
7	61	BEAUMONT Andrew	E1	7	Lotus 22 - 1100cc	10 Lp. in 28:01.335	11 Lp. in 28:33.735	00:56:35.070	21	2:27.234	29.112
8	993	TONETTI Pierre	E1	8	De Tomaso FJ 63 - 1097cc	10 Lp. in 28:19.554	11 Lp. in 28:34.426	00:56:53.980	21	2:46.144	18.910
9	53	BUHOFER Philipp	E1	9	Lola MK5A - 1098cc	10 Lp. in 28:25.878	11 Lp. in 28:58.841	00:57:24.719	21	3:16.883	30.739
10	88	AMES Alex	E1	10	Brabham BT6 - 1100cc	8 Lp. in 21:51.083	11 Lp. in 27:47.133	00:49:38.216	19	2 Lp.	2 Lp.
11	80	KRIKNOFF Serge	E1	11	Lotus 22 - 1097cc	10 Lp. in 27:36.897	9 Lp. in 23:06.462	00:50:43.359	19	2 Lp.	1:05.143
12	42	AUBERT Martin	D2	1	Lotus 20 - 1098cc	9 Lp. in 26:58.134	10 Lp. in 27:32.984	00:54:31.118	19	2 Lp.	3:47.759
13	5	BAUDOIN Michel	E1	12	Lotus 20/22 - 1100cc	9 Lp. in 27:33.874	10 Lp. in 28:46.372	00:56:20.246	19	2 Lp.	1:49.128
14	14	BALDANZA Francesco	E1	13	Lotus 22 - 1097cc	9 Lp. in 28:15.954	10 Lp. in 29:34.894	00:57:50.848	19	2 Lp.	1:30.602
15	97	CIERS Hans	D2	2	Lotus 20 - 1100cc	9 Lp. in 28:28.959	9 Lp. in 27:29.210	00:55:58.169	18	3 Lp.	1 Lp.
16	15	SPRITZ Richard	B2	1	BMC Mk1 - 1098cc	9 Lp. in 28:34.020	9 Lp. in 27:26.637	00:56:00.657	18	3 Lp.	2.488
17	46	DEL CONTE Carlo Maria	C2	1	Wainer FJ - 1089cc	9 Lp. in 29:02.156	9 Lp. in 27:33.865	00:56:36.021	18	3 Lp.	35.364
18	18	JUSTESEN Erik	A	1	Apache Mk 1 - 1089cc	5 Lp. in 16:21.887	9 Lp. in 27:40.278	00:44:02.165	14	7 Lp.	4 Lp.
19	51	PERRUCHOT Fabrice	E1	14	Lotus FJ 20/22 - 1098cc	7 Lp. in 21:59.695	5 Lp. in 14:35.787	00:36:35.482	12	9 Lp.	2 Lp.
20	54	HALUSA Andreas	E1	15	Lotus 22 - 1098cc	10 Lp. in 28:58.120	1 Lp. in 3:14.316	00:32:12.436	11	10 Lp.	1 Lp.

NOT CLASSIFIED: DID NOT COMPLETE 50% OF THE LEADERS LAPS

21	48	NELLEMANN Jac	A	2	Volpini FJ - 1098cc	4 Lp. in 13:22.387	3 Lp. in 9:50.522	00:23:12.909	7	14 Lp.	4 Lp.
22	47	PERLINO Silvio	A	3	Volpini FJ - 1100cc	3 Lp. in 10:58.454	1 Lp. in 3:05.152	00:14:03.606	4	17 Lp.	3 Lp.
23	17	REY Stéphane	B2	2	Scorpion 500S-2 - 1060cc	4 Lp. in 12:54.022	0 Lp. in -	00:12:54.022	4	17 Lp.	-
24	154	RUDIGER Friedrichs	E1	16	Lola MK 5A - 1097cc	0 Lp. in -	0 Lp. in -	-	0	-	-
25	77	AMEZ-DROZ Marc	E1	17	Brabham BT6 - 1098cc	0 Lp. in -	0 Lp. in -	-	0	-	-

11 - 13 June 2021

(12) Lurani Trophy Formula Juniors

Circuit Paul Ricard (1CV2) (5.842 km)

Aggregate Ranking  
by Categories

Classification on the total laps

Pos.	No.	Name	Cat	Cat. P	Car	Race 1	Race 2	Total time	Laps	Gap 1st	Gap prev
<b>Cat : A</b>											
1	18	JUSTESEN Erik	A	1	Apache Mk 1 - 1089cc	5 Lp. in 16:21.887	9 Lp. in 27:40.278	00:44:02.165	14	-	-
<b>NOT CLASSIFIED: DID NOT COMPLETE 50% OF THE LEADERS LAPS</b>											
2	48	NELLEMANN Jac	A	2	Volpini FJ - 1098cc	4 Lp. in 13:22.387	3 Lp. in 9:50.522	00:23:12.909	7	7 Lp.	7 Lp.
3	47	PERLINO Silvio	A	3	Volpini FJ - 1100cc	3 Lp. in 10:58.454	1 Lp. in 3:05.152	00:14:03.606	4	10 Lp.	3 Lp.
<b>Cat : B2</b>											
1	15	SPRITZ Richard	B2	1	BMC Mk1 - 1098cc	9 Lp. in 28:34.020	9 Lp. in 27:26.637	00:56:00.657	18	-	-
<b>NOT CLASSIFIED: DID NOT COMPLETE 50% OF THE LEADERS LAPS</b>											
2	17	REY Stéphane	B2	2	Scorpion 500S-2 - 1060cc	4 Lp. in 12:54.022	0 Lp. in -	00:12:54.022	4	14 Lp.	14 Lp.
<b>Cat : C2</b>											
1	46	DEL CONTE Carlo Maria	C2	1	Wainer FJ - 1089cc	9 Lp. in 29:02.156	9 Lp. in 27:33.865	00:56:36.021	18	-	-
<b>Cat : D2</b>											
1	42	AUBERT Martin	D2	1	Lotus 20 - 1098cc	9 Lp. in 26:58.134	10 Lp. in 27:32.984	00:54:31.118	19	-	-
2	97	CIERS Hans	D2	2	Lotus 20 - 1100cc	9 Lp. in 28:28.959	9 Lp. in 27:29.210	00:55:58.169	18	1 Lp.	1 Lp.
<b>Cat : E1</b>											
1	175	GOODWIN Chris	E1	1	Lotus 22 - 1098cc	10 Lp. in 26:53.028	11 Lp. in 27:14.808	00:54:07.836	21	-	-
2	992	TONETTI Roberto	E1	2	Brabham BT6 - 1097cc	10 Lp. in 27:17.524	11 Lp. in 27:45.553	00:55:03.077	21	55.241	55.241
3	55	HALUSA Lukas	E1	3	Lotus 22 - 1098cc	10 Lp. in 27:17.802	11 Lp. in 27:46.034	00:55:03.836	21	56.000	0.759
4	99	SHAW Mark	E1	4	Brabham BT6 - 1098cc	10 Lp. in 27:37.302	11 Lp. in 27:53.243	00:55:30.545	21	1:22.709	26.709
5	89	FERRARI Bruno	E1	5	Branca FJ - 1100cc	10 Lp. in 27:35.636	11 Lp. in 28:22.924	00:55:58.560	21	1:50.724	28.015
6	180	MOWLE Lee	E1	6	Lotus 20/22 - 1098cc	10 Lp. in 27:22.389	11 Lp. in 28:43.569	00:56:05.958	21	1:58.122	7.398
7	61	BEAUMONT Andrew	E1	7	Lotus 22 - 1100cc	10 Lp. in 28:01.335	11 Lp. in 28:33.735	00:56:35.070	21	2:27.234	29.112
8	993	TONETTI Pierre	E1	8	De Tomaso FJ 63 - 1097cc	10 Lp. in 28:19.554	11 Lp. in 28:34.426	00:56:53.980	21	2:46.144	18.910
9	53	BUHOFER Philipp	E1	9	Lola MK5A - 1098cc	10 Lp. in 28:25.878	11 Lp. in 28:58.841	00:57:24.719	21	3:16.883	30.739
10	88	AMES Alex	E1	10	Brabham BT6 - 1100cc	8 Lp. in 21:51.083	11 Lp. in 27:47.133	00:49:38.216	19	2 Lp.	2 Lp.
11	80	KRIKNOFF Serge	E1	11	Lotus 22 - 1097cc	10 Lp. in 27:36.897	9 Lp. in 23:06.462	00:50:43.359	19	2 Lp.	1:05.143
12	5	BAUDOIN Michel	E1	12	Lotus 20/22 - 1100cc	9 Lp. in 27:33.874	10 Lp. in 28:46.372	00:56:20.246	19	2 Lp.	5:36.887
13	14	BALDANZA Francesco	E1	13	Lotus 22 - 1097cc	9 Lp. in 28:15.954	10 Lp. in 29:34.894	00:57:50.848	19	2 Lp.	1:30.602
14	51	PERRUCHOT Fabrice	E1	14	Lotus FJ 20/22 - 1098cc	7 Lp. in 21:59.695	5 Lp. in 14:35.787	00:36:35.482	12	9 Lp.	7 Lp.
15	54	HALUSA Andreas	E1	15	Lotus 22 - 1098cc	10 Lp. in 28:58.120	1 Lp. in 3:14.316	00:32:12.436	11	10 Lp.	1 Lp.
<b>NOT CLASSIFIED: DID NOT COMPLETE 50% OF THE LEADERS LAPS</b>											
16	154	RUDIGER Friedrichs	E1	16	Lola MK 5A - 1097cc	0 Lp. in -	0 Lp. in -	-	0	-	-
17	77	AMEZ-DROZ Marc	E1	17	Brabham BT6 - 1098cc	0 Lp. in -	0 Lp. in -	-	0	-	-