



**HSCC / FJHRA SILVERLINE
HISTORIC FORMULA JUNIOR –
CLASS D-E**

Silverstone National Circuit

17th / 18th October 2020



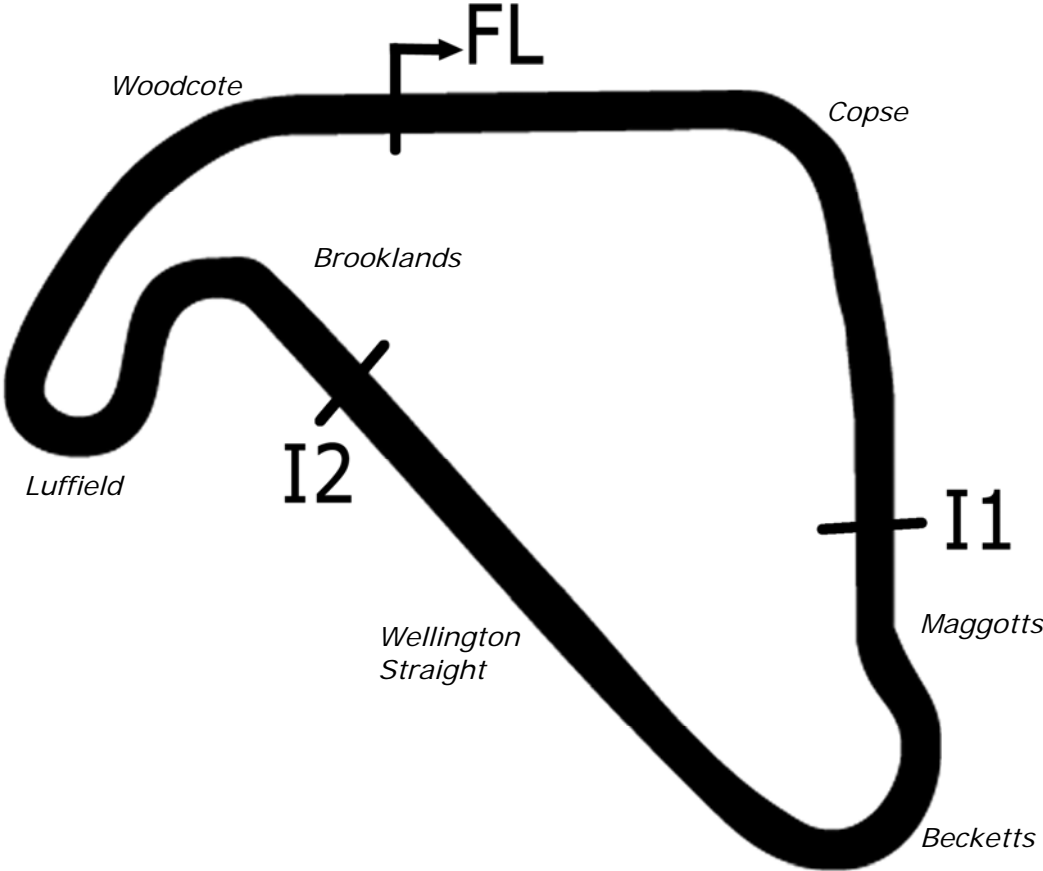
Results Provided by Timing Solutions Ltd
www.tsl-timing.com

Silverstone National



SPORTS TIMING

TIMING SOLUTIONS LTD



Length	1.6404 miles	2640.07 m	
FL		52.07872 N	1.01711 W
I1	800m	52.07528 N	1.01019 W
I2	1669m	52.07603 N	1.01669 W
Pit Entry	2610m	52.07859 N	1.01758 W
Pit Exit	308m after FL	52.07880 N	1.01268 W
Pit Entry–Pit Exit 336m, 20.1s @60kph, 15.1s @80kph			

All results available at www.tsl-timing.com

Sheet No:

Issue Time:



FJHRA / HSCC Historic Formula Junior Championship Class D-H

QUALIFYING - RACE 4 - CLASSIFICATION

POS	NO	CL	PIC NAME	ENTRY	TIME	ON	LAPS	GAP	DIFF	MPH
1	166	E1	1 Cam JACKSON	Brabham BT2	1:03.785	11	12			92.58
2	79	E1	2 Andrew HIBBERD	Lotus 22	1:03.908	12	14	0.123	0.123	92.40
3	194	E1	3 Clive RICHARDS	Lotus 22	1:05.047	13	14	1.262	1.139	90.79
4	4	E1	4 Michael HIBBERD	Lotus 22	1:05.731	5	14	1.946	0.684	89.84
5	54	D2	1 Peter DE LA ROCHE	Lola Mk3	1:05.781	10	13	1.996	0.050	89.77
6	122	E1	5 Adrian RUSSELL	Lotus 22	1:05.987	14	14	2.202	0.206	89.49
7	93	E1	6 Rudolf ERNST	Lotus 22	1:06.560	5	13	2.775	0.573	88.72
8	74	E1	7 Iain ROWLEY	Lola Mk5	1:07.334	5	6	3.549	0.774	87.70
9	61	E1	8 George DIFFEY	Lotus 20	1:07.866	12	13	4.081	0.532	87.01
10	171	D2	2 Steve ALLEN	Lotus 20	1:07.880	10	12	4.095	0.014	87.00
11	98	E1	9 Tim CHILD	Cooper T59	1:08.293	4	6	4.508	0.413	86.47
12	73*	E1	10 Peter ANSTISS	Lotus 20/22	1:08.712	7	13	4.927	0.419	85.94
13	160	H	1 Roger FOWLER	Lola T60	1:10.696	8	11	6.911	1.984	83.53
14	42	D2	3 Martin AUBERT	Lotus 20	1:10.953	9	10	7.168	0.257	83.23
15	76*	D2	4 Adrian HOLEY	Ausper T3	1:11.704	9	12	7.919	0.751	82.36
16	60	E1	11 Syd FRASER	Lotus 20/22	1:11.949	8	12	8.164	0.245	82.08
17	65	E1	12 Richard FERRIS	Donford FJ	1:12.342	7	12	8.557	0.393	81.63
18	66	D2	5 David DREW	Ausper T3	1:14.418	11	11	10.633	2.076	79.35

*Cars 73 & 76 require working transponders - Regulation Q12.2.1 refers.

Weather / Track : Bright / Dry

These results are provisional until the conclusion of any judicial and technical matters.

Silverstone National

Circuit Length = 1.6404 miles

Start: 10:04 Flag 10:19 End: 10:21

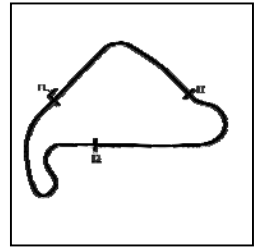
Clerk Of Course :

Steward :

Timekeeper : Nick Palmer

FJHRA / HSCC Historic Formula Junior Championship Class D-H

QUALIFYING - RACE 4 - SECTOR ANALYSIS



SECTOR 1 = FL to I1, SECTOR 2 = I1 to I2, SECTOR 3 = I2 to FL, DIFF = Difference To Personal Best Lap, P = Crossed Finish Line in Pit Lane, D = Time Disallowed

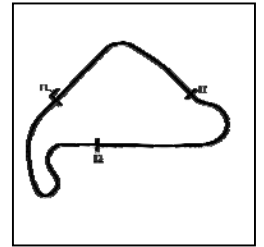
P1 166 E1		Cam JACKSON				Brabham BT2			
IDEAL LAP TIME : 1:03.760		BEST LAP TIME : 1:03.785				DIFFERENCE : 0.025			
LAP	SECTOR 1	SECTOR 2		SECTOR 3		LAP TIME	MPH	DIFF	TIME OF DAY
1 -	18.339	22.431	122.4	27.038	113.9	1:07.808	87.09	4.023	10:06:19.076
2 -	17.113	21.358	123.8	26.509	113.9	1:04.980	90.88	1.195	10:07:24.056
3 -	16.604	21.320	124.5	26.732	113.7	1:04.656	91.33	0.871	10:08:28.712
4 -	16.584	21.301	126.3	26.411	115.3	1:04.296	91.85	0.511	10:09:33.008
5 -	16.521	21.286	124.5	26.409	115.7	1:04.216	91.96	0.431	10:10:37.224
6 -	16.487	21.298	124.7	26.407	115.1	1:04.192	92.00	0.407	10:11:41.416
7 -	16.599	21.348	125.2	26.438	115.7	1:04.385	91.72	0.600	10:12:45.801
8 -	17.046	21.343	124.5	26.338	115.1	1:04.727	91.23	0.942	10:13:50.528
9 -	16.447	21.096	124.9	26.305	114.9	1:03.848 (2)	92.49	0.063	10:14:54.376
10 -	16.438	21.181	124.9	26.265	115.7	1:03.884 (3)	92.44	0.099	10:15:58.260
11 -	16.405	21.121	125.4	26.259	116.1	1:03.785 (1)	92.58		10:17:02.045
12 -	16.535	21.360	125.2	IN PIT		1:09.456 P	85.02	5.671	10:18:11.501

P2 79 E1		Andrew HIBBERD				Lotus 22			
IDEAL LAP TIME : 1:03.724		BEST LAP TIME : 1:03.908				DIFFERENCE : 0.184			
LAP	SECTOR 1	SECTOR 2		SECTOR 3		LAP TIME	MPH	DIFF	TIME OF DAY
1 -	17.454	21.833	121.7	27.242	111.8	1:06.529	88.76	2.621	10:06:09.132
2 -	17.096	21.450	122.6	26.818	113.5	1:05.364	90.35	1.456	10:07:14.496
3 -	16.812	22.199	122.9	26.705	113.1	1:05.716	89.86	1.808	10:08:20.212
4 -	16.698	21.394	123.3	26.605	113.9	1:04.697	91.28	0.789	10:09:24.909
5 -	16.690	21.658	123.5	26.589	115.1	1:04.937	90.94	1.029	10:10:29.846
6 -	17.171	21.380	124.5	27.073	113.7	1:05.624	89.99	1.716	10:11:35.470
7 -	16.597	21.654	123.3	26.602	113.7	1:04.853	91.06	0.945	10:12:40.323
8 -	16.535	21.272	123.8	26.566	114.7	1:04.373	91.74	0.465	10:13:44.696
9 -	16.855	21.344	123.1	26.453	113.9	1:04.652	91.34	0.744	10:14:49.348
10 -	16.505	21.304	124.0	26.261	114.3	1:04.070 (3)	92.17	0.162	10:15:53.418
11 -	16.484	21.212	124.5	26.596	113.5	1:04.292	91.85	0.384	10:16:57.710
12 -	16.455	21.207	124.2	26.246	114.5	1:03.908 (1)	92.40		10:18:01.618
13 -	16.451	21.590	124.5	27.040	114.7	1:05.081	90.74	1.173	10:19:06.699
14 -	16.376	21.102	125.2	26.489	114.1	1:03.967 (2)	92.32	0.059	10:20:10.666

P3 194 E1		Clive RICHARDS				Lotus 22			
IDEAL LAP TIME : 1:04.970		BEST LAP TIME : 1:05.047				DIFFERENCE : 0.077			
LAP	SECTOR 1	SECTOR 2		SECTOR 3		LAP TIME	MPH	DIFF	TIME OF DAY
1 -	17.512	22.230	117.7	27.349	109.2	1:07.091	88.02	2.044	10:06:12.646
2 -	17.804	22.119	117.7	27.531	108.7	1:07.454	87.55	2.407	10:07:20.100
3 -	17.388	21.899	119.4	27.958	109.6	1:07.245	87.82	2.198	10:08:27.345
4 -	17.312	21.885	118.7	26.924	111.6	1:06.121	89.31	1.074	10:09:33.466
5 -	17.052	21.638	120.0	26.821	111.6	1:05.511	90.14	0.464	10:10:38.977
6 -	16.918	21.843	119.8	26.740	111.4	1:05.501	90.16	0.454	10:11:44.478
7 -	17.049	21.854	120.0	26.642	110.9	1:05.545	90.10	0.498	10:12:50.023
8 -	16.866	21.902	120.2	27.069	110.9	1:05.837	89.70	0.790	10:13:55.860
9 -	17.039	21.611	119.6	26.887	109.7	1:05.537	90.11	0.490	10:15:01.397
10 -	17.259	21.668	119.4	26.866	110.3	1:05.793	89.76	0.746	10:16:07.190
11 -	17.034	21.618	119.4	26.816	110.5	1:05.468	90.20	0.421	10:17:12.658
12 -	16.968	21.464	119.8	26.683	110.7	1:05.115 (2)	90.69	0.068	10:18:17.773
13 -	16.896	21.509	119.8	26.642	111.2	1:05.047 (1)	90.79		10:19:22.820
14 -	16.944	21.462	121.5	26.772	110.7	1:05.178 (3)	90.60	0.131	10:20:27.998

FJHRA / HSCC Historic Formula Junior Championship Class D-H

QUALIFYING - RACE 4 - SECTOR ANALYSIS



SECTOR 1 = FL to I1, SECTOR 2 = I1 to I2, SECTOR 3 = I2 to FL, DIFF = Difference To Personal Best Lap, P = Crossed Finish Line in Pit Lane, D = Time Disallowed

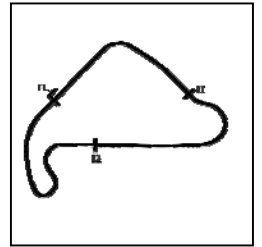
P4		4 E1		Michael HIBBERD		Lotus 22			
IDEAL LAP TIME : 1:05.548		BEST LAP TIME : 1:05.731		DIFFERENCE : 0.183					
LAP	SECTOR 1	SECTOR 2		SECTOR 3		LAP TIME	MPH	DIFF	TIME OF DAY
1 -	18.848	23.186	117.3	27.819	110.3	1:09.853	84.54	4.122	10:06:24.503
2 -	17.694	22.059	119.1	27.657	110.9	1:07.410	87.60	1.679	10:07:31.913
3 -	17.458	21.732	119.8	27.262	111.2	1:06.452	88.87	0.721	10:08:38.365
4 -	17.562	21.679	120.9	27.443	111.0	1:06.684	88.56	0.953	10:09:45.049
5 -	17.267	21.595	120.6	26.869	112.0	1:05.731 (1)	89.84		10:10:50.780
6 -	17.325	21.590	121.1	27.363	111.2	1:06.278	89.10	0.547	10:11:57.058
7 -	17.122	21.877	119.8	27.419	111.6	1:06.418	88.91	0.687	10:13:03.476
8 -	17.438	21.929	119.4	26.908	112.2	1:06.275	89.10	0.544	10:14:09.751
9 -	17.516	21.604	120.2	27.164	111.0	1:06.284	89.09	0.553	10:15:16.035
10 -	17.366	21.901	115.5	28.236	112.2	1:07.503	87.48	1.772	10:16:23.538
11 -	17.268	21.557	120.6	27.281	111.8	1:06.106 (2)	89.33	0.375	10:17:29.644
12 -	17.198	21.684	119.8	27.455	110.3	1:06.337	89.02	0.606	10:18:35.981
13 -	17.525	23.014	108.4	27.924	109.4	1:08.463	86.26	2.732	10:19:44.444
14 -	17.262	21.772	119.1	27.106	110.3	1:06.140 (3)	89.29	0.409	10:20:50.584

P5		54 D2		Peter DE LA ROCHE		Lola Mk3			
IDEAL LAP TIME : 1:05.416		BEST LAP TIME : 1:05.781		DIFFERENCE : 0.365					
LAP	SECTOR 1	SECTOR 2		SECTOR 3		LAP TIME	MPH	DIFF	TIME OF DAY
1 -	18.502	22.622	116.9	27.776	111.8	1:08.900	85.71	3.119	10:06:46.566
2 -	17.690	22.200	111.4	27.639	112.0	1:07.529	87.45	1.748	10:07:54.095
3 -	17.929	22.276	120.4	27.402	111.4	1:07.607	87.35	1.826	10:09:01.702
4 -	17.061	21.784	121.1	27.019	112.4	1:05.864 (3)	89.66	0.083	10:10:07.566
5 -	17.131	22.155	121.5	27.143	112.2	1:06.429	88.90	0.648	10:11:13.995
6 -	17.070	22.206	120.9	27.315	112.8	1:06.591	88.68	0.810	10:12:20.586
7 -	16.914	21.836	122.4	27.078	112.6	1:05.828 (2)	89.71	0.047	10:13:26.414
8 -	17.648	21.885	122.4	26.875	112.8	1:06.408	88.93	0.627	10:14:32.822
9 -	16.857	21.874	123.5	27.991	111.6	1:06.722	88.51	0.941	10:15:39.544
10 -	16.945	21.740	121.5	27.096	112.0	1:05.781 (1)	89.77		10:16:45.325
11 -	16.874	22.558	101.0	28.362	105.5	1:07.794	87.11	2.013	10:17:53.119
12 -	17.728	25.950	110.1	27.433	112.6	1:11.111	83.04	5.330	10:19:04.230
13 -	16.801	22.091	123.8	27.415	112.4	1:06.307	89.06	0.526	10:20:10.537

P6		122 E1		Adrian RUSSELL		Lotus 22			
IDEAL LAP TIME : 1:05.324		BEST LAP TIME : 1:05.987		DIFFERENCE : 0.663					
LAP	SECTOR 1	SECTOR 2		SECTOR 3		LAP TIME	MPH	DIFF	TIME OF DAY
1 -	18.633	23.046	113.7	28.344	110.1	1:10.023	84.33	4.036	10:06:20.692
2 -	17.605	22.251	119.8	27.513	109.9	1:07.369	87.66	1.382	10:07:28.061
3 -	17.559	22.369	118.1	27.448	110.5	1:07.376	87.65	1.389	10:08:35.437
4 -	17.833	22.040	119.8	27.405	110.7	1:07.278	87.78	1.291	10:09:42.715
5 -	17.094	21.818	120.2	27.426	110.9	1:06.338	89.02	0.351	10:10:49.053
6 -	18.349	22.069	117.7	27.430	109.6	1:07.848	87.04	1.861	10:11:56.901
7 -	17.665	21.874	120.6	27.328	112.9	1:06.867	88.31	0.880	10:13:03.768
8 -	17.457	21.947	120.6	26.911	113.3	1:06.315	89.05	0.328	10:14:10.083
9 -	17.428	21.811	121.7	26.994	113.7	1:06.233	89.16	0.246	10:15:16.316
10 -	17.387	21.625	121.5	27.537	112.9	1:06.549	88.74	0.562	10:16:22.865
11 -	17.187	21.773	120.9	27.234	112.4	1:06.194 (3)	89.21	0.207	10:17:29.059
12 -	17.020	21.765	121.3	27.486	112.0	1:06.271	89.11	0.284	10:18:35.330
13 -	16.984	22.230	120.0	26.796	112.8	1:06.010 (2)	89.46	0.023	10:19:41.340
14 -	16.919	21.609	121.1	27.459	111.8	1:05.987 (1)	89.49		10:20:47.327

FJHRA / HSCC Historic Formula Junior Championship Class D-H

QUALIFYING - RACE 4 - SECTOR ANALYSIS



SECTOR 1 = FL to I1, SECTOR 2 = I1 to I2, SECTOR 3 = I2 to FL, DIFF = Difference To Personal Best Lap, P = Crossed Finish Line in Pit Lane, D = Time Disallowed

P7 93 E1		Rudolf ERNST				Lotus 22				
IDEAL LAP TIME : 1:06.091		BEST LAP TIME : 1:06.560				DIFFERENCE : 0.469				
LAP	SECTOR 1	SECTOR 2		SECTOR 3		LAP TIME	MPH	DIFF	TIME OF DAY	
1 -	18.965	24.424	112.9	28.801	108.5	1:12.190	81.80	5.630	10:06:40.980	
2 -	17.733	22.829	118.7	27.810	109.4	1:08.372	86.37	1.812	10:07:49.352	
3 -	17.272	22.216	119.8	27.519	109.2	1:07.007	88.13	0.447	10:08:56.359	
4 -	17.557	22.286	119.1	27.297	109.4	1:07.140	87.96	0.580	10:10:03.499	
5 -	17.340	21.956	121.1	27.264	109.9	1:06.560 (1)	88.72		10:11:10.059	
6 -	17.474	22.693	118.7	27.340	111.4	1:07.507	87.48	0.947	10:12:17.566	
7 -	16.960	22.200	121.5	28.048	108.1	1:07.208	87.87	0.648	10:13:24.774	
8 -	17.307	22.267	120.0	27.175	110.3	1:06.749 (3)	88.47	0.189	10:14:31.523	
9 -	17.118	22.294	120.0	49.694	106.2	1:29.106	66.27	22.546	10:16:00.629	
10 -	17.539	22.135	120.4	27.558	108.8	1:07.232	87.84	0.672	10:17:07.861	
11 -	17.207	22.193	119.8	27.407	109.9	1:06.807	88.39	0.247	10:18:14.668	
12 -	17.152	22.021	120.9	27.508	110.1	1:06.681 (2)	88.56	0.121	10:19:21.349	
13 -	17.298	22.510	120.4	27.437	112.9	1:07.245	87.82	0.685	10:20:28.594	

P8 74 E1		Iain ROWLEY				Lola Mk5				
IDEAL LAP TIME : 1:07.250		BEST LAP TIME : 1:07.334				DIFFERENCE : 0.084				
LAP	SECTOR 1	SECTOR 2		SECTOR 3		LAP TIME	MPH	DIFF	TIME OF DAY	
1 -	19.637	23.969	114.1	28.987	106.5	1:12.593	81.35	5.259	10:06:37.269	
2 -	17.837	22.453	116.7	28.177	108.3	1:08.467	86.25	1.133	10:07:45.736	
3 -	17.742	22.637	116.7	27.610	108.7	1:07.989 (3)	86.86	0.655	10:08:53.725	
4 -	17.425	22.307	116.9	27.791	109.4	1:07.523 (2)	87.46	0.189	10:10:01.248	
5 -	17.461	22.215	117.9	27.658	107.9	1:07.334 (1)	87.70		10:11:08.582	
6 -	18.102	25.136	103.4	IN PIT		1:28.426 P	66.78	21.092	10:12:37.008	

P9 61 E1		George DIFFEY				Lotus 20				
IDEAL LAP TIME : 1:07.866		BEST LAP TIME : 1:07.866				DIFFERENCE : 0.000				
LAP	SECTOR 1	SECTOR 2		SECTOR 3		LAP TIME	MPH	DIFF	TIME OF DAY	
1 -	21.299	25.779	94.6	30.750	92.1	1:17.828	75.88	9.962	10:06:50.706	
2 -	20.640	23.793	102.2	30.103	104.8	1:14.536	79.23	6.670	10:08:05.242	
3 -	18.849	23.256	114.1	29.147	107.9	1:11.252	82.88	3.386	10:09:16.494	
4 -	18.346	23.134	116.3	28.720	108.7	1:10.200	84.12	2.334	10:10:26.694	
5 -	17.977	22.698	112.0	29.556	109.6	1:10.231	84.08	2.365	10:11:36.925	
6 -	18.998	23.638	102.4	28.825	110.1	1:11.461	82.64	3.595	10:12:48.386	
7 -	17.888	22.998	109.8	28.518	110.3	1:09.404	85.09	1.538	10:13:57.790	
8 -	18.253	22.601	118.5	28.154	110.5	1:09.008	85.57	1.142	10:15:06.798	
9 -	18.100	22.606	117.5	28.684	106.5	1:09.390	85.10	1.524	10:16:16.188	
10 -	17.952	22.540	116.7	28.301	107.4	1:08.793 (3)	85.84	0.927	10:17:24.981	
11 -	17.950	25.927	89.4	28.752	110.1	1:12.629	81.31	4.763	10:18:37.610	
12 -	17.474	22.326	113.1	28.066	110.3	1:07.866 (1)	87.01		10:19:45.476	
13 -	17.676	22.384	116.7	28.374	109.7	1:08.434 (2)	86.29	0.568	10:20:53.910	

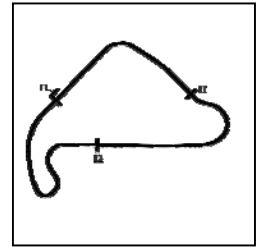
P10 171 D2		Steve ALLEN				Lotus 20				
IDEAL LAP TIME : 1:07.412		BEST LAP TIME : 1:07.880				DIFFERENCE : 0.468				
LAP	SECTOR 1	SECTOR 2		SECTOR 3		LAP TIME	MPH	DIFF	TIME OF DAY	
1 -	18.516	23.462	113.7	28.775	108.1	1:10.753	83.46	2.873	10:06:24.411	
2 -	18.588	22.946	113.9	28.339	109.0	1:09.873	84.52	1.993	10:07:34.284	
3 -	17.891	22.831	116.3	28.252	109.7	1:08.974	85.62	1.094	10:08:43.258	
4 -	17.825	22.672	111.4	28.347	109.2	1:08.844	85.78	0.964	10:09:52.102	
5 -	17.984	23.441	112.7	28.500	108.7	1:09.925	84.45	2.045	10:11:02.027	
6 -	17.628	22.868	110.5	28.483	108.5	1:08.979	85.61	1.099	10:12:11.006	
7 -	17.910	23.334	100.1	IN PIT		1:21.347 P	72.59	13.467	10:13:32.353	
8 -	OUTLAP	24.102	108.7	28.984	108.1	2:37.148	37.58	1:29.268	10:16:09.501	
9 -	17.741	23.088	115.3	28.201	108.7	1:09.030	85.55	1.150	10:17:18.531	
10 -	17.636	22.676	116.9	27.568	109.2	1:07.880 (1)	87.00		10:18:26.411	
11 -	17.554	22.334	115.3	28.419	106.9	1:08.307 (2)	86.45	0.427	10:19:34.718	
12 -	17.510	22.532	115.5	28.279	109.0	1:08.321 (3)	86.44	0.441	10:20:43.039	

Weather / Track : Bright / Dry

Silverstone National
Circuit Length = 1.6404 miles
Start: 10:04 Flag 10:19 End: 10:21

FJHRA / HSCC Historic Formula Junior Championship Class D-H

QUALIFYING - RACE 4 - SECTOR ANALYSIS



SECTOR 1 = FL to I1, SECTOR 2 = I1 to I2, SECTOR 3 = I2 to FL, DIFF = Difference To Personal Best Lap, P = Crossed Finish Line in Pit Lane, D = Time Disallowed

P11 98 E1		Tim CHILD				Cooper T59			
IDEAL LAP TIME : 1:08.239		BEST LAP TIME : 1:08.293				DIFFERENCE : 0.054			
LAP	SECTOR 1	SECTOR 2		SECTOR 3		LAP TIME	MPH	DIFF	TIME OF DAY
1 -	19.824	23.718	110.9	29.163	106.0	1:12.705	81.22	4.412	10:06:44.566
2 -	18.272	22.924	115.3	27.857	108.1	1:09.053	85.52	0.760	10:07:53.619
3 -	17.841	22.933	114.9	28.219	108.5	1:08.993 (3)	85.59	0.700	10:09:02.612
4 -	17.782	22.600	112.5	27.911	107.8	1:08.293 (1)	86.47		10:10:10.905
5 -	17.904	22.860	115.1	28.043	105.7	1:08.807 (2)	85.82	0.514	10:11:19.712
6 -	17.969	22.694	113.9	IN PIT		3:44.482 P	26.30	2:36.189	10:15:04.194

P12 73 E1		Peter ANSTISS				Lotus 20/22			
IDEAL LAP TIME :		BEST LAP TIME : 1:08.712				DIFFERENCE :			
LAP	SECTOR 1	SECTOR 2		SECTOR 3		LAP TIME	MPH	DIFF	TIME OF DAY
1 -						1:12.136	81.86	3.424	10:06:22.830
2 -						1:11.015	83.16	2.303	10:07:33.845
3 -						1:09.095 (2)	85.47	0.383	10:08:42.940
4 -						1:09.923	84.45	1.211	10:09:52.863
5 -						1:09.622	84.82	0.910	10:11:02.485
6 -						1:09.104 (3)	85.46	0.392	10:12:11.589
7 -						1:08.712 (1)	85.94		10:13:20.301
8 -						1:09.736	84.68	1.024	10:14:30.037
9 -						1:10.955	83.23	2.243	10:15:40.992
10 -						1:09.396	85.10	0.684	10:16:50.388
11 -						1:09.644	84.79	0.932	10:18:00.032
12 -						1:09.602	84.84	0.890	10:19:09.634
13 -						1:10.348	83.94	1.636	10:20:19.982

P13 160 H		Roger FOWLER				Lola T60			
IDEAL LAP TIME : 1:10.663		BEST LAP TIME : 1:10.696				DIFFERENCE : 0.033			
LAP	SECTOR 1	SECTOR 2		SECTOR 3		LAP TIME	MPH	DIFF	TIME OF DAY
1 -	25.047	29.404	91.6	32.890	89.1	1:27.341	67.61	16.645	10:07:08.150
2 -	21.385	26.774	98.5	32.839	95.7	1:20.998	72.91	10.302	10:08:29.148
3 -	20.233	25.906	100.4	30.882	98.7	1:17.021	76.67	6.325	10:09:46.169
4 -	19.158	24.342	106.8	29.778	101.3	1:13.278	80.59	2.582	10:10:59.447
5 -	18.579	24.276	91.1	31.229	102.7	1:14.084	79.71	3.388	10:12:13.531
6 -	18.602	23.782	108.5	29.665	99.0	1:12.049 (3)	81.96	1.353	10:13:25.580
7 -	18.831	24.077	110.1	29.205	101.9	1:12.113	81.89	1.417	10:14:37.693
8 -	18.242	23.216	110.5	29.238	101.4	1:10.696 (1)	83.53		10:15:48.389
9 -	18.992	23.336	110.0	29.265	102.2	1:11.593 (2)	82.48	0.897	10:16:59.982
10 -	18.579	1:09.057	87.3	30.289	100.5	1:57.925	50.07	47.229	10:18:57.907
11 -	19.352	25.317	110.0	29.977	103.4	1:14.646	79.11	3.950	10:20:12.553

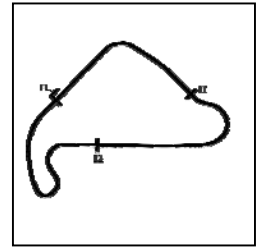
P14 42 D2		Martin AUBERT				Lotus 20			
IDEAL LAP TIME : 1:10.846		BEST LAP TIME : 1:10.953				DIFFERENCE : 0.107			
LAP	SECTOR 1	SECTOR 2		SECTOR 3		LAP TIME	MPH	DIFF	TIME OF DAY
1 -	22.611	26.145	96.4	31.334	89.5	1:20.090	73.73	9.137	10:06:50.150
2 -	21.097	24.966	95.5	IN PIT		1:29.452 P	66.02	18.499	10:08:19.602
3 -	OUTLAP	24.755	109.1	29.473	102.7	3:11.516	30.83	2:00.563	10:11:31.118
4 -	19.286	23.799	103.4	29.807	105.5	1:12.892	81.01	1.939	10:12:44.010
5 -	19.258	23.786	111.4	29.878	108.1	1:12.922	80.98	1.969	10:13:56.932
6 -	18.276	23.671	110.0	29.614	106.9	1:11.561	82.52	0.608	10:15:08.493
7 -	18.165	23.714	101.5	29.904	106.0	1:11.783	82.27	0.830	10:16:20.276
8 -	18.526	23.493	108.0	29.379	107.1	1:11.398 (3)	82.71	0.445	10:17:31.674
9 -	18.264	23.425	113.7	29.264	105.2	1:10.953 (1)	83.23		10:18:42.627
10 -	18.176	23.417	109.8	29.586	104.0	1:11.179 (2)	82.96	0.226	10:19:53.806

Weather / Track : Bright / Dry

Silverstone National
Circuit Length = 1.6404 miles
Start: 10:04 Flag 10:19 End: 10:21

FJHRA / HSCC Historic Formula Junior Championship Class D-H

QUALIFYING - RACE 4 - SECTOR ANALYSIS



SECTOR 1 = FL to I1, SECTOR 2 = I1 to I2, SECTOR 3 = I2 to FL, DIFF = Difference To Personal Best Lap, P = Crossed Finish Line in Pit Lane, D = Time Disallowed

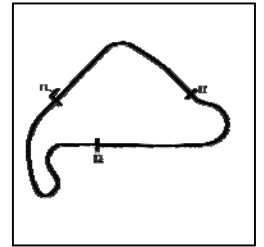
P15 76 D2		Adrian HOLEY		Ausper T3			
IDEAL LAP TIME :		BEST LAP TIME : 1:11.704		DIFFERENCE :			
LAP	SECTOR 1	SECTOR 2	SECTOR 3	LAP TIME	MPH	DIFF	TIME OF DAY
1 -				1:19.488	74.29	7.784	10:06:45.476
2 -				1:14.536	79.23	2.832	10:08:00.012
3 -				1:15.044	78.69	3.340	10:09:15.056
4 -				1:13.518	80.32	1.814	10:10:28.574
5 -				1:13.685	80.14	1.981	10:11:42.259
6 -				1:13.953	79.85	2.249	10:12:56.212
7 -				1:12.661	81.27	0.957	10:14:08.873
8 -				1:12.508	81.44	0.804	10:15:21.381
9 -				1:11.704 (1)	82.36		10:16:33.085
10 -				1:13.684	80.14	1.980	10:17:46.769
11 -				1:12.139 (2)	81.86	0.435	10:18:58.908
12 -				1:12.334 (3)	81.64	0.630	10:20:11.242

P16 60 E1		Syd FRASER		Lotus 20/22					
IDEAL LAP TIME : 1:11.064		BEST LAP TIME : 1:11.949		DIFFERENCE : 0.885					
LAP	SECTOR 1	SECTOR 2	SECTOR 3	LAP TIME	MPH	DIFF	TIME OF DAY		
1 -	20.466	24.393	90.0	31.134	103.4	1:15.993	77.71	4.044	10:06:55.109
2 -	18.350	23.699	95.1	31.650	104.8	1:13.699	80.13	1.750	10:08:08.808
3 -	18.545	23.510	108.5	30.283	104.0	1:12.338 (2)	81.63	0.389	10:09:21.146
4 -	18.818	24.403	102.4	30.532	101.9	1:13.753	80.07	1.804	10:10:34.899
5 -	19.311	24.545	102.6	30.203	106.4	1:14.059	79.74	2.110	10:11:48.958
6 -	19.073	24.217	110.1	30.299	104.7	1:13.589	80.25	1.640	10:13:02.547
7 -	19.239	23.300	110.9	30.079	102.4	1:12.618	81.32	0.669	10:14:15.165
8 -	19.106	23.255	116.5	29.588	104.7	1:11.949 (1)	82.08		10:15:27.114
9 -	18.831	23.227	109.4	30.395	105.2	1:12.453	81.51	0.504	10:16:39.567
10 -	18.941	23.289	105.5	30.161	104.5	1:12.391 (3)	81.58	0.442	10:17:51.958
11 -	18.529	26.344	91.0	32.258	103.4	1:17.131	76.56	5.182	10:19:09.089
12 -	19.876	23.439	111.8	29.487	107.8	1:12.802	81.11	0.853	10:20:21.891

P17 65 E1		Richard FERRIS		Donford FJ					
IDEAL LAP TIME : 1:11.938		BEST LAP TIME : 1:12.342		DIFFERENCE : 0.404					
LAP	SECTOR 1	SECTOR 2	SECTOR 3	LAP TIME	MPH	DIFF	TIME OF DAY		
1 -	21.110	25.770	100.4	31.148	97.4	1:18.028	75.68	5.686	10:06:37.354
2 -	19.438	26.284	103.5	30.413	100.4	1:16.135	77.56	3.793	10:07:53.489
3 -	19.227	24.728	106.8	29.701	102.5	1:13.656	80.17	1.314	10:09:07.145
4 -	20.109	24.515	107.7	29.542	101.0	1:14.166	79.62	1.824	10:10:21.311
5 -	19.769	24.872	105.5	30.447	101.0	1:15.088	78.64	2.746	10:11:36.399
6 -	18.956	24.637	98.1	30.129	102.5	1:13.722	80.10	1.380	10:12:50.121
7 -	18.572	24.249	109.8	29.521	102.4	1:12.342 (1)	81.63		10:14:02.463
8 -	19.259	24.130	107.5	30.452	93.4	1:13.841	79.97	1.499	10:15:16.304
9 -	18.962	24.051	105.0	29.763	102.1	1:12.776 (2)	81.14	0.434	10:16:29.080
10 -	19.299	23.845	104.3	30.368	103.5	1:13.512	80.33	1.170	10:17:42.592
11 -	19.169	24.307	107.2	29.649	102.2	1:13.125	80.76	0.783	10:18:55.717
12 -	18.790	24.483	107.3	29.560	100.5	1:12.833 (3)	81.08	0.491	10:20:08.550

FJHRA / HSCC Historic Formula Junior Championship Class D-H

QUALIFYING - RACE 4 - SECTOR ANALYSIS



SECTOR 1 = FL to I1, SECTOR 2 = I1 to I2, SECTOR 3 = I2 to FL, DIFF = Difference To Personal Best Lap, P = Crossed Finish Line in Pit Lane, D = Time Disallowed

P18 66 D2		David DREW		Ausper T3					
IDEAL LAP TIME : 1:14.418		BEST LAP TIME : 1:14.418		DIFFERENCE : 0.000					
LAP	SECTOR 1	SECTOR 2		SECTOR 3		LAP TIME	MPH	DIFF	TIME OF DAY
1 -	23.699	29.806	83.9	32.726	91.2	1:26.231	68.48	11.813	10:07:09.360
2 -	20.935	26.812	91.1	33.012	96.5	1:20.759	73.12	6.341	10:08:30.119
3 -	20.428	26.853	102.1	31.552	98.1	1:18.833	74.91	4.415	10:09:48.952
4 -	20.737	26.590	93.9	32.951	89.9	1:20.278	73.56	5.860	10:11:09.230
5 -	20.691	24.718	91.6	31.772	100.1	1:17.181	76.51	2.763	10:12:26.411
6 -	20.027	25.332	103.0	31.675	96.8	1:17.034 (3)	76.66	2.616	10:13:43.445
7 -	20.584	25.637	96.0	32.063	97.1	1:18.284	75.43	3.866	10:15:01.729
8 -	19.740	29.634	87.7	34.448	95.3	1:23.822	70.45	9.404	10:16:25.551
9 -	20.295	25.015	93.2	31.661	97.2	1:16.971 (2)	76.72	2.553	10:17:42.522
10 -	20.211	25.525	87.6	32.033	99.4	1:17.769	75.93	3.351	10:19:00.291
11 -	19.587	24.446	105.3	30.385	99.1	1:14.418 (1)	79.35		10:20:14.709

FJHRA / HSCC Historic Formula Junior Championship Class D-H

QUALIFYING - RACE 4 - BEST SECTORS

SECTOR 1				SECTOR 2				SECTOR 3				IDEAL / BEST COMPARISON			
POS	NO	NAME	TIME	NO	NAME	TIME	NO	NAME	TIME	POS	NO	NAME	IDEAL	BEST	DIFF
													PERFECT LAP 1:03.718		
1	79	HIBBERD	16.376	166	JACKSON	21.096	79	HIBBERD	26.246	1	79	HIBBERD	1:03.724	1:03.908	0.184
2	166	JACKSON	16.405	79	HIBBERD	21.102	166	JACKSON	26.259	2	166	JACKSON	1:03.760	1:03.785	0.025
3	54	DE LA ROCHE	16.801	194	RICHARDS	21.462	194	RICHARDS	26.642	3	194	RICHARDS	1:04.970	1:05.047	0.077
4	194	RICHARDS	16.866	4	HIBBERD	21.557	122	RUSSELL	26.796	4	122	RUSSELL	1:05.324	1:05.987	0.663
5	122	RUSSELL	16.919	122	RUSSELL	21.609	4	HIBBERD	26.869	5	54	DE LA ROCHE	1:05.416	1:05.781	0.365
6	93	ERNST	16.960	54	DE LA ROCHE	21.740	54	DE LA ROCHE	26.875	6	4	HIBBERD	1:05.548	1:05.731	0.183
7	4	HIBBERD	17.122	93	ERNST	21.956	93	ERNST	27.175	7	93	ERNST	1:06.091	1:06.560	0.469
8	74	ROWLEY	17.425	74	ROWLEY	22.215	171	ALLEN	27.568	8	74	ROWLEY	1:07.250	1:07.334	0.084
9	61	DIFFEY	17.474	61	DIFFEY	22.326	74	ROWLEY	27.610	9	171	ALLEN	1:07.412	1:07.880	0.468
10	171	ALLEN	17.510	171	ALLEN	22.334	98	CHILD	27.857	10	61	DIFFEY	1:07.866	1:07.866	0.000
11	98	CHILD	17.782	98	CHILD	22.600	61	DIFFEY	28.066	11	98	CHILD	1:08.239	1:08.293	0.054
12	42	AUBERT	18.165	160	FOWLER	23.216	160	FOWLER	29.205	12	160	FOWLER	1:10.663	1:10.696	0.033
13	160	FOWLER	18.242	60	FRASER	23.227	42	AUBERT	29.264	13	42	AUBERT	1:10.846	1:10.953	0.107
14	60	FRASER	18.350	42	AUBERT	23.417	60	FRASER	29.487	14	60	FRASER	1:11.064	1:11.949	0.885
15	65	FERRIS	18.572	65	FERRIS	23.845	65	FERRIS	29.521	15	65	FERRIS	1:11.938	1:12.342	0.404
16	66	DREW	19.587	66	DREW	24.446	66	DREW	30.385	16	66	DREW	1:14.418	1:14.418	0.000
17										17	76	HOLEY		1:11.704	
18										18	73	ANSTISS		1:08.712	

Weather / Track : Bright / Dry

Results can be found at www.tsl-timing.com

Silverstone National
 Circuit Length = 1.6404 miles
 Start: 10:04 Flag 10:19 End: 10:21

Printed - 10:21 Saturday, 17 October 2020

FJHRA / HSCC Historic Formula Junior Championship Class D-H
QUALIFYING - RACE 4 - BEST SPEEDS

POS	INTERMEDIATE 1 - NO SPEED TRAP		INTERMEDIATE 2		FINISH LINE		MPH	
	NO	NAME	NO	NAME	NO	NAME		
1			166	JACKSON	126.3	166	JACKSON	116.1
2			79	HIBBERD	125.2	79	HIBBERD	115.1
3			54	DE LA ROCHE	123.8	122	RUSSELL	113.7
4			122	RUSSELL	121.7	93	ERNST	112.9
5			194	RICHARDS	121.5	54	DE LA ROCHE	112.8
6			93	ERNST	121.5	4	HIBBERD	112.2
7			4	HIBBERD	121.1	194	RICHARDS	111.6
8			61	DIFFEY	118.5	61	DIFFEY	110.5
9			74	ROWLEY	117.9	171	ALLEN	109.7
10			171	ALLEN	116.9	74	ROWLEY	109.4
11			60	FRASER	116.5	98	CHILD	108.5
12			98	CHILD	115.3	42	AUBERT	108.1
13			42	AUBERT	113.7	60	FRASER	107.8
14			160	FOWLER	110.5	65	FERRIS	103.5
15			65	FERRIS	109.8	160	FOWLER	103.4
16			66	DREW	105.3	66	DREW	100.1
17								
18								

Weather / Track : Bright / Dry

Results can be found at www.tsl-timing.com

Silverstone National
 Circuit Length = 1.6404 miles
 Start: 10:04 Flag 10:19 End: 10:21

Printed - 10:21 Saturday, 17 October 2020

FJHRA / HSCC Historic Formula Junior Championship Class D-H

QUALIFYING - RACE 4 - STATISTICS

Competitors Started 18
Planned Start 2020-10-17 @ 10:15:00.000
Actual Start 2020-10-17 @ 10:04:46.589
Finish Time 2020-10-17 @ 10:19:51.553
Track Length 1.6404mi.
Total Laps 212
Total Distance Covered 347.7782mi.

Session Fastest Lap History

NO	CL	NAME	LAP TIME	TIME OF DAY	LAP	VEHICLE
79	E1	Andrew HIBBERD	1:06.529	10:06:09.127	1	Lotus 22
79	E1	Andrew HIBBERD	1:05.364	10:07:14.491	2	Lotus 22
166	E1	Cam JACKSON	1:04.980	10:07:24.044	2	Brabham BT2
166	E1	Cam JACKSON	1:04.656	10:08:28.699	3	Brabham BT2
166	E1	Cam JACKSON	1:04.296	10:09:32.995	4	Brabham BT2
166	E1	Cam JACKSON	1:04.216	10:10:37.211	5	Brabham BT2
166	E1	Cam JACKSON	1:04.192	10:11:41.404	6	Brabham BT2
166	E1	Cam JACKSON	1:03.848	10:14:54.364	9	Brabham BT2
166	E1	Cam JACKSON	1:03.785	10:17:02.032	11	Brabham BT2

Flag History

TYPE	TIME OF DAY
GREEN	10:04:46.589
FINISH	10:19:51.553

Flag Statistics

TYPE	COUNT	TOTAL LAPS	TOTAL TIME
Green	1	14	16:15.367
Red	0	0	0.000
Safety Car	0	0	0.000
FCY	0	0	0.000

FJHRA / HSCC Historic Formula Junior Championship Class D-H

QUALIFYING - RACE 4 - STATISTICS

CLASS : D2

5 Starters

Fastest Lap History

NO	NAME	LAP TIME	TIME OF DAY	LAP	VEHICLE
171	Steve ALLEN	1:10.753	10:06:24.405	1	Lotus 20
54	Peter DE LA ROCHE	1:08.900	10:06:46.553	1	Lola Mk3
54	Peter DE LA ROCHE	1:07.529	10:07:54.084	2	Lola Mk3
54	Peter DE LA ROCHE	1:05.864	10:10:07.554	4	Lola Mk3
54	Peter DE LA ROCHE	1:05.828	10:13:26.402	7	Lola Mk3
54	Peter DE LA ROCHE	1:05.781	10:16:45.313	10	Lola Mk3

Weather / Track : Bright / Dry

Results can be found at www.tsl-timing.com

Page 2 of 4

Silverstone National
Circuit Length = 1.6404 miles
Start: 10:04 Flag 10:19 End: 10:21
Printed - 10:22 Saturday, 17 October 2020

FJHRA / HSCC Historic Formula Junior Championship Class D-H

QUALIFYING - RACE 4 - STATISTICS

CLASS : E1

12 Starters

Fastest Lap History

NO	NAME	LAP TIME	TIME OF DAY	LAP	VEHICLE
79	Andrew HIBBERD	1:06.529	10:06:09.127	1	Lotus 22
79	Andrew HIBBERD	1:05.364	10:07:14.491	2	Lotus 22
166	Cam JACKSON	1:04.980	10:07:24.044	2	Brabham BT2
166	Cam JACKSON	1:04.656	10:08:28.699	3	Brabham BT2
166	Cam JACKSON	1:04.296	10:09:32.995	4	Brabham BT2
166	Cam JACKSON	1:04.216	10:10:37.211	5	Brabham BT2
166	Cam JACKSON	1:04.192	10:11:41.404	6	Brabham BT2
166	Cam JACKSON	1:03.848	10:14:54.364	9	Brabham BT2
166	Cam JACKSON	1:03.785	10:17:02.032	11	Brabham BT2

Weather / Track : Bright / Dry

Results can be found at www.tsl-timing.com

Page 3 of 4

Silverstone National
Circuit Length = 1.6404 miles
Start: 10:04 Flag 10:19 End: 10:21
Printed - 10:22 Saturday, 17 October 2020

FJHRA / HSCC Historic Formula Junior Championship Class D-H

QUALIFYING - RACE 4 - STATISTICS

CLASS : H

1 Starters

Fastest Lap History

NO	NAME	LAP TIME	TIME OF DAY	LAP	VEHICLE
160	Roger FOWLER	1:27.341	10:07:08.135	1	Lola T60
160	Roger FOWLER	1:20.998	10:08:29.135	2	Lola T60
160	Roger FOWLER	1:17.021	10:09:46.155	3	Lola T60
160	Roger FOWLER	1:13.278	10:10:59.433	4	Lola T60
160	Roger FOWLER	1:12.049	10:13:25.566	6	Lola T60
160	Roger FOWLER	1:10.696	10:15:48.375	8	Lola T60

Weather / Track : Bright / Dry

Results can be found at www.tsl-timing.com

Page 4 of 4

Silverstone National
Circuit Length = 1.6404 miles
Start: 10:04 Flag 10:19 End: 10:21

Printed - 10:22 Saturday, 17 October 2020

Sheet No:

Issue Time:



FJHRA / HSCC Historic Formula Junior Championship Class D-H

RACE 4 - GRID (20 minutes)

17 1:12.342
65 Richard FERRIS

18 1:14.418
66 David DREW

15 1:11.704
76 Adrian HOLEY

16 1:11.949
60 Syd FRASER

13 1:10.696
160 Roger FOWLER

14 1:10.953
42 Martin AUBERT

11 1:08.293
98 Tim CHILD

12 1:08.712
73 Peter ANTISS

9 1:07.866
61 George DIFFEY

10 1:07.880
171 Steve ALLEN

7 1:06.560
93 Rudolf ERNST

8 1:07.334
74 Iain ROWLEY

5 1:05.781
54 Peter DE LA ROCHE

6 1:05.987
122 Adrian RUSSELL

3 1:05.047
194 Clive RICHARDS

4 1:05.731
4 Michael HIBBERD

1 1:03.785
166 Cam JACKSON

2 1:03.908
79 Andrew HIBBERD

Pole

Silverstone National
Circuit Length = 1.6404 miles

These results are provisional until the conclusion of any judicial and technical matters.

Clerk Of Course :

Steward :

Timekeeper : Nick Palmer



FJHRA / HSCC Historic Formula Junior Championship Class D-H
RACE 12 - GRID (20 minutes) - AMENDED v2

ROW 10	19	14	Graham BARRON					
ROW 9	17	55	Chris DRAKE	18	193	James HADFIELD		
ROW 8	15	65	Richard FERRIS	1:12.342	16	66	David DREW	1:14.418
ROW 7	13	42	Martin AUBERT	1:10.953	14	60	Syd FRASER	1:11.949
ROW 6	11	73	Peter ANSTISS	1:08.712	12	160	Roger FOWLER	1:10.696
ROW 5	9	171	Steve ALLEN	1:07.880	10	98	Tim CHILD	1:08.293
ROW 4	7	93	Rudolf ERNST	1:06.560	8	74	Iain ROWLEY	1:07.334
ROW 3	5	54	Peter DE LA ROCHE	1:05.781	6	122	Adrian RUSSELL	1:05.987
ROW 2	3	194	Clive RICHARDS	1:05.047	4	4	Michael HIBBERD	1:05.731
ROW 1	1	166	Cam JACKSON	1:03.785	2	79	Andrew HIBBERD	1:03.908
Pole								

Car 14 allowed to start from the back of the grid.
 Cars 61 & 76 - withdrawn.

Silverstone National
 Circuit Length = 1.6404 miles

These results are provisional until the conclusion of any judicial and technical matters.

Clerk Of Course :	Steward :	Timekeeper : Nick Palmer

Sheet No:

Issue Time:



FJHRA / HSCC Historic Formula Junior Championship Class D-H

RACE 4 - CLASSIFICATION

POS	NO	CL	PIC NAME	ENTRY	LAPS	TIME	GAP	DIFF	MPH	BEST	ON
1	166	E1	1 Cam JACKSON	Brabham BT2	19	20:18.824			92.06	1:03.754	7
2	79	E1	2 Andrew HIBBERD	Lotus 22	19	20:22.005	3.181	3.181	91.82	1:03.778	15
3	54	D2	1 Peter DE LA ROCHE	Lola Mk3	19	20:47.568	28.744	25.563	89.94	1:05.236	15
4	122	E1	3 Adrian RUSSELL	Lotus 22	19	20:49.235	30.411	1.667	89.82	1:05.225	18
5	194	E1	4 Clive RICHARDS	Lotus 22	19	20:49.236	30.412	0.001	89.82	1:05.219	19
6	4	E1	5 Michael HIBBERD	Lotus 22	19	20:59.488	40.664	10.252	89.08	1:05.985	6
7	93	E1	6 Rudolf ERNST	Lotus 22	19	21:14.340	55.516	14.852	88.05	1:06.193	12
8	61	E1	7 George DIFFEY	Lotus 20	18	20:30.511	1 Lap	1 Lap	86.38	1:07.261	6
9	74	E1	8 Iain ROWLEY	Lola Mk5	18	20:36.334	1 Lap	5.823	85.98	1:07.612	5
10	73	E1	9 Peter ANSTISS	Lotus 20/22	18	20:38.782	1 Lap	2.448	85.81	1:07.997	11
11	171	D2	2 Steve ALLEN	Lotus 20	18	20:48.736	1 Lap	9.954	85.12	1:07.681	15
12	42	D2	3 Martin AUBERT	Lotus 20	18	21:28.328	1 Lap	39.592	82.51	1:09.869	16
13	65	E1	10 Richard FERRIS	Donford FJ	17	20:25.833	2 Laps	1 Lap	81.90	1:10.801	16
14	76	D2	4 Adrian HOLEY	Ausper T3	17	20:25.914	2 Laps	0.081	81.89	1:10.671	17
15	160	H	1 Roger FOWLER	Lola T60	17	20:33.579	2 Laps	7.665	81.38	1:10.310	13
16	60	E1	11 Syd FRASER	Lotus 20/22	17	20:56.213	2 Laps	22.634	79.91	1:11.670	5
17	66	D2	5 David DREW	Ausper T3	16	20:47.734	3 Laps	1 Lap	75.72	1:14.835	2

NOT CLASSIFIED

DNF	98	E1	Tim CHILD	Cooper T59	7	8:06.337	12 Laps	9 Laps	85.00	1:08.373	6
-----	----	----	-----------	------------	---	----------	---------	--------	-------	----------	---

FASTEST LAP

166	E1	Cam JACKSON	Brabham BT2	7	1:03.754	92.63 mph	149.07 kph
54	D2	Peter DE LA ROCHE	Lola Mk3	15	1:05.236	90.52 mph	145.69 kph
160	H	Roger FOWLER	Lola T60	13	1:10.310	83.99 mph	135.17 kph

Weather / Track : Cloudy / Dry

These results are provisional until the conclusion of any judicial and technical matters.

Silverstone National

Circuit Length = 1.6404 miles

Start: 13:48 Flag 14:08 End: 14:09

Clerk Of Course :

Steward :

Timekeeper : Nick Palmer

FJHRA / HSCC Historic Formula Junior Championship Class D-H

RACE 4 - LAP CHART

LAP 1 @ 13:49:07.125			LAP 2 @ 13:50:11.299			LAP 3 @ 13:51:15.270			LAP 4 @ 13:52:19.280			LAP 5 @ 13:53:23.241		
NO	BEHIND	LAP TIME	NO	BEHIND	LAP TIME	NO	BEHIND	LAP TIME	NO	BEHIND	LAP TIME	NO	BEHIND	LAP TIME
166		1:03.365	166		1:04.174	166		1:03.971	166		1:04.010	166		1:03.961
79	0.363	1:03.728	79	1.083	1:04.894	79	1.603	1:04.491	79	1.709	1:04.116	79	2.246	1:04.498
194	1.927	1:05.292	194	4.006	1:06.253	194	6.411	1:06.376	54	8.816	1:06.366	54	10.456	1:05.601
54	2.222	1:05.587	54	4.091	1:06.043	54	6.460	1:06.340	194	9.047	1:06.646	194	10.894	1:05.808
4	3.602	1:06.967	4	5.608	1:06.180	4	7.767	1:06.130	122	9.734	1:05.367	122	11.631	1:05.858
122	3.894	1:07.259	122	6.557	1:06.837	122	8.377	1:05.791	4	10.519	1:06.762	4	12.641	1:06.083
93	4.648	1:08.013	93	7.569	1:07.095	93	10.210	1:06.612	93	12.692	1:06.492	93	15.293	1:06.562
74	6.072	1:09.437	74	9.843	1:07.945	74	13.913	1:08.041	74	17.907	1:08.004	74	21.558	1:07.612
61	7.114	1:10.479	61	10.983	1:08.043	61	15.225	1:08.213	61	19.294	1:08.079	61	23.117	1:07.784
171	7.917	1:11.282	171	12.304	1:08.561	171	16.853	1:08.520	171	22.021	1:09.178	73	26.885	1:08.545
98	8.209	1:11.574	98	12.648	1:08.613	98	17.178	1:08.501	98	22.044	1:08.876	98	27.377	1:09.294
73	9.143	1:12.508	73	13.100	1:08.131	73	17.662	1:08.533	73	22.301	1:08.649	171	40.415	1:22.355
76	13.763	1:17.128	42	22.320	1:12.542	42	30.079	1:11.730	76	38.062	1:11.508	76	45.519	1:11.418
42	13.952	1:17.317	76	22.972	1:13.383	76	30.564	1:11.563	42	38.429	1:12.360	42	45.614	1:11.146
65	14.853	1:18.218	65	23.617	1:12.938	65	31.145	1:11.499	65	39.081	1:11.946	65	46.531	1:11.411
60	18.375	1:21.740	160	27.543	1:12.983	160	34.870	1:11.298	160	41.829	1:10.969	160	49.702	1:11.834
160	18.734	1:22.099	60	29.316	1:15.115	60	37.501	1:12.156	60	45.562	1:12.071	60	53.271	1:11.670
66	19.138	1:22.503	66	29.799	1:14.835	66	40.910	1:15.082	66	53.530	1:16.630			

Weather / Track : Cloudy / Dry

Results can be found at www.tsl-timing.com

Page 1 of 4

Silverstone National
 Circuit Length = 1.6404 miles
 Start: 13:48 Flag 14:08 End: 14:09

Printed - 14:14 Saturday, 17 October 2020

FJHRA / HSCC Historic Formula Junior Championship Class D-H

RACE 4 - LAP CHART

LAP 6 @ 13:54:27.310			LAP 7 @ 13:55:31.064			LAP 8 @ 13:56:35.632			LAP 9 @ 13:57:40.348			LAP 10 @ 13:58:44.320		
NO	BEHIND	LAP TIME	NO	BEHIND	LAP TIME	NO	BEHIND	LAP TIME	NO	BEHIND	LAP TIME	NO	BEHIND	LAP TIME
166		1:04.069	166		1:03.754	166		1:04.568	166		1:04.716	166		1:03.972
79	3.214	1:05.037	79	4.518	1:05.058	160	1 Lap	1:12.381	42	1 Lap	1:11.635	79	5.635	1:04.516
66	1 Lap	1:19.229	54	14.127	1:05.821	79	4.657	1:04.707	76	1 Lap	1:12.251	42	1 Lap	1:11.475
54	12.060	1:05.673	194	14.942	1:06.071	60	1 Lap	1:13.313	79	5.091	1:05.150	76	1 Lap	1:12.049
194	12.625	1:05.800	122	15.070	1:05.931	54	14.832	1:05.273	65	1 Lap	1:11.836	65	1 Lap	1:12.186
122	12.893	1:05.331	4	16.829	1:06.026	194	16.080	1:05.706	160	1 Lap	1:12.977	54	17.244	1:05.295
4	14.557	1:05.985	66	1 Lap	1:19.475	122	16.232	1:05.730	54	15.921	1:05.805	160	1 Lap	1:11.647
93	18.592	1:07.368	93	21.528	1:06.690	4	18.527	1:06.266	194	17.187	1:05.823	194	18.659	1:05.444
74	25.683	1:08.194	74	29.663	1:07.734	93	24.504	1:07.544	122	17.443	1:05.927	122	19.021	1:05.550
61	26.309	1:07.261	61	29.943	1:07.388	74	33.505	1:08.410	60	1 Lap	1:15.854	4	22.695	1:06.316
73	31.110	1:08.294	73	35.463	1:08.107	61	34.076	1:08.701	4	20.351	1:06.540	60	1 Lap	1:13.827
98	31.681	1:08.373	98	39.033	1:11.106	66	1 Lap	1:19.118	93	27.766	1:07.978	93	30.565	1:06.771
171	45.814	1:09.468	171	50.482	1:08.422	73	39.804	1:08.909	74	38.412	1:09.623	61	44.009	1:09.432
42	52.924	1:11.379	42	1:00.527	1:11.357	171	54.806	1:08.892	61	38.549	1:09.189	74	44.069	1:09.629
76	53.579	1:12.129	76	1:01.799	1:11.974				73	44.191	1:09.103	73	48.728	1:08.509
65	54.469	1:12.007	65	1:02.906	1:12.191				66	1 Lap	1:17.732	171	1:02.273	1:07.786
160	58.096	1:12.463							171	58.459	1:08.369	66	1 Lap	1:19.038
60	1:02.486	1:13.284												

Weather / Track : Cloudy / Dry

Results can be found at www.tsl-timing.com

Page 2 of 4

Silverstone National
 Circuit Length = 1.6404 miles
 Start: 13:48 Flag 14:08 End: 14:09

Printed - 14:14 Saturday, 17 October 2020

FJHRA / HSCC Historic Formula Junior Championship Class D-H

RACE 4 - LAP CHART

LAP 11 @ 13:59:48.260			LAP 12 @ 14:00:52.678			LAP 13 @ 14:01:56.607			LAP 14 @ 14:03:00.647			LAP 15 @ 14:04:04.743		
NO	BEHIND	LAP TIME	NO	BEHIND	LAP TIME	NO	BEHIND	LAP TIME	NO	BEHIND	LAP TIME	NO	BEHIND	LAP TIME
166		1:03.940	166		1:04.418	166		1:03.929	166		1:04.040	166		1:04.096
79	5.547	1:03.852	171	1 Lap	1:09.036	79	5.344	1:03.985	79	5.159	1:03.855	73	1 Lap	1:08.594
42	1 Lap	1:11.118	79	5.288	1:04.159	171	1 Lap	1:08.733	171	1 Lap	1:07.747	60	2 Laps	1:15.366
54	19.058	1:05.754	66	2 Laps	1:16.884	54	21.895	1:05.456	54	23.347	1:05.492	79	4.841	1:03.778
76	1 Lap	1:11.588	54	20.368	1:05.728	122	23.866	1:05.733	122	25.433	1:05.607	171	1 Lap	1:08.087
194	20.518	1:05.799	194	21.858	1:05.758	194	24.207	1:06.278	194	25.733	1:05.566	54	24.487	1:05.236
122	20.853	1:05.772	122	22.062	1:05.627	66	2 Laps	1:17.032	4	31.502	1:06.242	122	26.705	1:05.368
65	1 Lap	1:11.309	42	1 Lap	1:11.145	4	29.300	1:06.081	42	1 Lap	1:10.602	194	26.934	1:05.297
4	25.157	1:06.402	4	27.148	1:06.409	42	1 Lap	1:10.484	66	2 Laps	1:17.502	4	33.480	1:06.074
160	1 Lap	1:12.692	76	1 Lap	1:11.983	76	1 Lap	1:11.623	93	42.743	1:07.126	42	1 Lap	1:11.214
93	35.148	1:08.523	65	1 Lap	1:11.796	65	1 Lap	1:12.266	76	1 Lap	1:11.433	93	46.043	1:07.396
60	1 Lap	1:13.290	160	1 Lap	1:10.938	93	39.657	1:06.663	65	1 Lap	1:11.428	65	1 Lap	1:11.223
61	48.951	1:08.882	93	36.923	1:06.193	160	1 Lap	1:11.592	160	1 Lap	1:10.310	76	1 Lap	1:12.333
74	49.251	1:09.122	60	1 Lap	1:12.723	60	1 Lap	1:13.496	61	1:00.285	1:07.815	66	2 Laps	1:18.782
73	52.785	1:07.997	61	52.546	1:08.013	61	56.510	1:07.893	74	1:01.901	1:08.587	160	1 Lap	1:12.336
			74	53.242	1:08.409	74	57.354	1:08.041						
			73	56.938	1:08.571	73	1:01.470	1:08.461						

Weather / Track : Cloudy / Dry

Results can be found at www.tsl-timing.com

Page 3 of 4

Silverstone National
 Circuit Length = 1.6404 miles
 Start: 13:48 Flag 14:08 End: 14:09

Printed - 14:14 Saturday, 17 October 2020

FJHRA / HSCC Historic Formula Junior Championship Class D-H

RACE 4 - LAP CHART

LAP 16 @ 14:05:08.733			LAP 17 @ 14:06:13.310			LAP 18 @ 14:07:18.237			LAP 19 @ 14:08:22.584		
NO	BEHIND	LAP TIME	NO	BEHIND	LAP TIME	NO	BEHIND	LAP TIME	NO	BEHIND	LAP TIME
166		1:03.990	166		1:04.577	166		1:04.927	166		1:04.347
61	1 Lap	1:09.151	61	1 Lap	1:07.278	76	2 Laps	1:11.194	79	3.181	1:04.111
74	1 Lap	1:07.981	66	3 Laps	1:19.911	79	3.417	1:04.122	65	2 Laps	1:11.388
79	4.905	1:04.054	79	4.222	1:03.894	160	2 Laps	1:13.021	76	2 Laps	1:10.671
73	1 Lap	1:08.875	74	1 Lap	1:08.240	61	1 Lap	1:09.108	61	1 Lap	1:07.802
60	2 Laps	1:12.231	73	1 Lap	1:08.592	74	1 Lap	1:09.091	160	2 Laps	1:11.194
171	1 Lap	1:07.681	60	2 Laps	1:12.726	73	1 Lap	1:09.870	74	1 Lap	1:12.234
54	25.783	1:05.286	171	1 Lap	1:07.891	66	3 Laps	1:17.483	73	1 Lap	1:08.534
122	28.039	1:05.324	54	26.684	1:05.478	171	1 Lap	1:08.563	54	28.744	1:05.286
194	28.338	1:05.394	122	28.999	1:05.537	54	27.805	1:06.048	66	3 Laps	1:16.498
4	35.551	1:06.061	194	29.045	1:05.284	122	29.297	1:05.225	171	1 Lap	1:08.165
93	49.759	1:07.706	4	37.320	1:06.346	60	2 Laps	1:14.970	122	30.411	1:05.461
42	1 Lap	1:10.869	93	52.164	1:06.982	194	29.540	1:05.422	194	30.412	1:05.219
65	1 Lap	1:11.390	42	1 Lap	1:09.869	4	38.898	1:06.505	60	2 Laps	1:12.381
76	1 Lap	1:11.686	65	1 Lap	1:10.801	93	53.534	1:06.297	4	40.664	1:06.113
160	1 Lap	1:12.845				42	1 Lap	1:10.663	93	55.516	1:06.329
									42	1 Lap	1:11.423

Weather / Track : Cloudy / Dry

Results can be found at www.tsl-timing.com

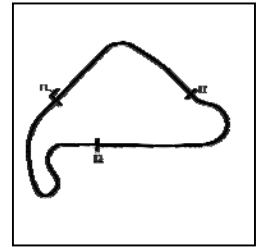
Page 4 of 4

Silverstone National
 Circuit Length = 1.6404 miles
 Start: 13:48 Flag 14:08 End: 14:09

Printed - 14:14 Saturday, 17 October 2020

FJHRA / HSCC Historic Formula Junior Championship Class D-H

RACE 4 - SECTOR ANALYSIS



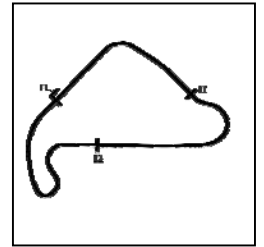
SECTOR 1 = FL to I1, SECTOR 2 = I1 to I2, SECTOR 3 = I2 to FL, DIFF = Difference To Personal Best Lap, P = Crossed Finish Line in Pit Lane, D = Time Disallowed

P1 166 E1		Cam JACKSON				Brabham BT2			
IDEAL LAP TIME : 1:03.671		BEST LAP TIME : 1:03.754		DIFFERENCE : 0.083					
LAP	SECTOR 1	SECTOR 2		SECTOR 3		LAP TIME	MPH	DIFF	TIME OF DAY
1 -		21.492	122.4	26.412	114.9	1:03.365	93.20		13:49:07.125
2 -	16.527	21.397	123.3	26.250	115.1	1:04.174	92.02	0.420	13:50:11.299
3 -	16.431	21.249	124.0	26.291	115.3	1:03.971	92.31	0.217	13:51:15.270
4 -	16.384	21.303	124.0	26.323	114.9	1:04.010	92.26	0.256	13:52:19.280
5 -	16.407	21.251	124.5	26.303	114.9	1:03.961	92.33	0.207	13:53:23.241
6 -	16.379	21.194	125.4	26.496	115.1	1:04.069	92.17	0.315	13:54:27.310
7 -	16.342	21.247	125.2	26.165	116.3	1:03.754 (1)	92.63		13:55:31.064
8 -	16.706	21.268	125.9	26.594	115.9	1:04.568	91.46	0.814	13:56:35.632
9 -	16.746	21.580	124.9	26.390	114.7	1:04.716	91.25	0.962	13:57:40.348
10 -	16.491	21.275	124.0	26.206	115.1	1:03.972	92.31	0.218	13:58:44.320
11 -	16.553	21.222	124.7	26.165	115.3	1:03.940 (3)	92.36	0.186	13:59:48.260
12 -	16.688	21.360	124.0	26.370	115.1	1:04.418	91.67	0.664	14:00:52.678
13 -	16.477	21.245	124.5	26.207	115.3	1:03.929 (2)	92.37	0.175	14:01:56.607
14 -	16.432	21.284	124.7	26.324	115.9	1:04.040	92.21	0.286	14:03:00.647
15 -	16.475	21.164	126.1	26.457	115.7	1:04.096	92.13	0.342	14:04:04.743
16 -	16.454	21.211	126.1	26.325	115.7	1:03.990	92.29	0.236	14:05:08.733
17 -	16.481	21.235	125.4	26.861	115.5	1:04.577	91.45	0.823	14:06:13.310
18 -	16.484	21.285	125.4	27.158	111.0	1:04.927	90.95	1.173	14:07:18.237
19 -	16.627	21.351	124.9	26.369	113.5	1:04.347	91.77	0.593	14:08:22.584

P2 79 E1		Andrew HIBBERD				Lotus 22			
IDEAL LAP TIME : 1:03.565		BEST LAP TIME : 1:03.778		DIFFERENCE : 0.213					
LAP	SECTOR 1	SECTOR 2		SECTOR 3		LAP TIME	MPH	DIFF	TIME OF DAY
1 -		21.619	123.5	26.414	115.5	1:03.728	92.66		13:49:07.488
2 -	16.809	21.477	124.0	26.608	114.5	1:04.894	91.00	1.116	13:50:12.382
3 -	16.569	21.396	124.2	26.526	114.9	1:04.491	91.57	0.713	13:51:16.873
4 -	16.529	21.341	124.0	26.246	114.5	1:04.116	92.10	0.338	13:52:20.989
5 -	16.565	21.381	124.2	26.552	114.3	1:04.498	91.56	0.720	13:53:25.487
6 -	16.505	21.306	124.5	27.226	111.6	1:05.037	90.80	1.259	13:54:30.524
7 -	16.843	21.475	124.0	26.740	113.7	1:05.058	90.77	1.280	13:55:35.582
8 -	16.657	21.235	124.9	26.815	114.5	1:04.707	91.26	0.929	13:56:40.289
9 -	16.889	21.110	125.2	27.151	112.9	1:05.150	90.64	1.372	13:57:45.439
10 -	16.857	21.222	124.0	26.437	113.9	1:04.516	91.53	0.738	13:58:49.955
11 -	16.505	21.165	124.2	26.182	114.5	1:03.852 (2)	92.48	0.074	13:59:53.807
12 -	16.544	21.288	124.5	26.327	114.3	1:04.159	92.04	0.381	14:00:57.966
13 -	16.579	21.159	124.7	26.247	114.3	1:03.985	92.29	0.207	14:02:01.951
14 -	16.411	21.284	123.8	26.160	114.7	1:03.855 (3)	92.48	0.077	14:03:05.806
15 -	16.459	21.099	124.5	26.220	114.9	1:03.778 (1)	92.59		14:04:09.584
16 -	16.561	21.074	124.7	26.419	114.5	1:04.054	92.19	0.276	14:05:13.638
17 -	16.477	21.024	127.3	26.393	115.3	1:03.894	92.42	0.116	14:06:17.532
18 -	16.917	21.075	125.4	26.130	115.1	1:04.122	92.10	0.344	14:07:21.654
19 -	16.463	21.454	124.0	26.194	114.7	1:04.111	92.11	0.333	14:08:25.765

FJHRA / HSCC Historic Formula Junior Championship Class D-H

RACE 4 - SECTOR ANALYSIS



SECTOR 1 = FL to I1, SECTOR 2 = I1 to I2, SECTOR 3 = I2 to FL, DIFF = Difference To Personal Best Lap, P = Crossed Finish Line in Pit Lane, D = Time Disallowed

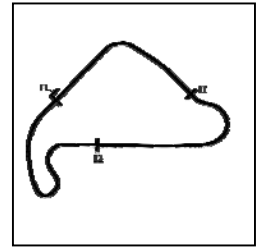
P3 54 D2		Peter DE LA ROCHE				Lola Mk3			
IDEAL LAP TIME : 1:04.985		BEST LAP TIME : 1:05.236				DIFFERENCE : 0.251			
LAP	SECTOR 1	SECTOR 2		SECTOR 3		LAP TIME	MPH	DIFF	TIME OF DAY
1 -		21.809	121.5	27.123	114.5	1:05.587	90.04	0.351	13:49:09.347
2 -	16.873	21.881	121.7	27.289	112.4	1:06.043	89.42	0.807	13:50:15.390
3 -	16.944	21.935	121.3	27.461	113.3	1:06.340	89.02	1.104	13:51:21.730
4 -	16.943	21.971	121.3	27.452	112.0	1:06.366	88.98	1.130	13:52:28.096
5 -	16.842	21.784	121.7	26.975	112.2	1:05.601	90.02	0.365	13:53:33.697
6 -	16.784	21.608	121.7	27.281	112.2	1:05.673	89.92	0.437	13:54:39.370
7 -	16.863	21.775	123.3	27.183	112.0	1:05.821	89.72	0.585	13:55:45.191
8 -	16.808	21.606	122.2	26.859	112.6	1:05.273 (2)	90.47	0.037	13:56:50.464
9 -	16.877	21.795	122.4	27.133	113.1	1:05.805	89.74	0.569	13:57:56.269
10 -	16.793	21.542	122.9	26.960	112.8	1:05.295	90.44	0.059	13:59:01.564
11 -	16.743	21.696	124.2	27.315	113.3	1:05.754	89.81	0.518	14:00:07.318
12 -	16.952	21.775	122.0	27.001	112.9	1:05.728	89.85	0.492	14:01:13.046
13 -	16.859	21.669	122.2	26.928	112.8	1:05.456	90.22	0.220	14:02:18.502
14 -	16.841	21.708	122.0	26.943	112.8	1:05.492	90.17	0.256	14:03:23.994
15 -	16.843	21.693	122.4	26.700	112.6	1:05.236 (1)	90.52		14:04:29.230
16 -	16.786	21.732	122.4	26.768	113.1	1:05.286 (3)	90.45	0.050	14:05:34.516
17 -	16.855	21.861	122.4	26.762	113.5	1:05.478	90.19	0.242	14:06:39.994
18 -	16.849	21.979	121.7	27.220	113.7	1:06.048	89.41	0.812	14:07:46.042
19 -	16.827	21.543	123.3	26.916	103.2	1:05.286 (3)	90.45	0.050	14:08:51.328

P4 122 E1		Adrian RUSSELL				Lotus 22			
IDEAL LAP TIME : 1:04.972		BEST LAP TIME : 1:05.225				DIFFERENCE : 0.253			
LAP	SECTOR 1	SECTOR 2		SECTOR 3		LAP TIME	MPH	DIFF	TIME OF DAY
1 -		22.263	118.5	27.458	113.5	1:07.259	87.80	2.034	13:49:11.019
2 -	17.249	21.798	122.9	27.790	112.6	1:06.837	88.35	1.612	13:50:17.856
3 -	17.099	21.652	122.4	27.040	112.9	1:05.791	89.76	0.566	13:51:23.647
4 -	16.919	21.607	122.4	26.841	113.3	1:05.367	90.34	0.142	13:52:29.014
5 -	17.035	21.805	121.1	27.018	113.5	1:05.858	89.67	0.633	13:53:34.872
6 -	16.779	21.487	123.1	27.065	113.7	1:05.331 (3)	90.39	0.106	13:54:40.203
7 -	17.189	21.622	120.4	27.120	114.1	1:05.931	89.57	0.706	13:55:46.134
8 -	16.970	21.589	122.0	27.171	113.5	1:05.730	89.84	0.505	13:56:51.864
9 -	17.279	21.772	123.1	26.876	114.1	1:05.927	89.57	0.702	13:57:57.791
10 -	17.046	21.512	122.0	26.992	113.9	1:05.550	90.09	0.325	13:59:03.341
11 -	17.410	21.493	123.8	26.869	113.3	1:05.772	89.79	0.547	14:00:09.113
12 -	17.046	21.704	121.1	26.877	113.9	1:05.627	89.98	0.402	14:01:14.740
13 -	17.313	21.647	123.3	26.773	113.7	1:05.733	89.84	0.508	14:02:20.473
14 -	16.935	21.716	122.2	26.956	113.9	1:05.607	90.01	0.382	14:03:26.080
15 -	16.944	21.491	122.0	26.933	112.9	1:05.368	90.34	0.143	14:04:31.448
16 -	16.913	21.504	122.2	26.907	113.3	1:05.324 (2)	90.40	0.099	14:05:36.772
17 -	16.940	21.608	122.6	26.989	112.8	1:05.537	90.11	0.312	14:06:42.309
18 -	16.872	21.424	122.6	26.929	113.3	1:05.225 (1)	90.54		14:07:47.534
19 -	16.986	21.420	122.6	27.055	112.0	1:05.461	90.21	0.236	14:08:52.995

Weather / Track : Cloudy / Dry

FJHRA / HSCC Historic Formula Junior Championship Class D-H

RACE 4 - SECTOR ANALYSIS



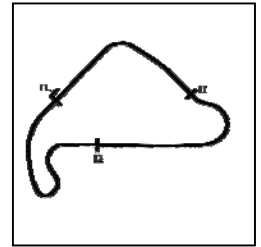
SECTOR 1 = FL to I1, SECTOR 2 = I1 to I2, SECTOR 3 = I2 to FL, DIFF = Difference To Personal Best Lap, P = Crossed Finish Line in Pit Lane, D = Time Disallowed

P5 194 E1		Clive RICHARDS				Lotus 22			
IDEAL LAP TIME : 1:05.003		BEST LAP TIME : 1:05.219				DIFFERENCE : 0.216			
LAP	SECTOR 1	SECTOR 2		SECTOR 3		LAP TIME	MPH	DIFF	TIME OF DAY
1 -		21.857	117.3	27.070	109.6	1:05.292	90.44	0.073	13:49:09.052
2 -	17.141	22.049	118.1	27.063	106.4	1:06.253	89.13	1.034	13:50:15.305
3 -	17.167	22.046	120.6	27.163	108.8	1:06.376	88.97	1.157	13:51:21.681
4 -	17.179	22.062	118.9	27.405	110.3	1:06.646	88.61	1.427	13:52:28.327
5 -	16.969	21.751	119.6	27.088	110.1	1:05.808	89.74	0.589	13:53:34.135
6 -	17.028	21.675	119.1	27.097	110.1	1:05.800	89.75	0.581	13:54:39.935
7 -	16.929	21.705	120.0	27.437	109.6	1:06.071	89.38	0.852	13:55:46.006
8 -	17.274	21.587	123.1	26.845	109.4	1:05.706	89.88	0.487	13:56:51.712
9 -	17.007	21.749	119.1	27.067	109.6	1:05.823	89.72	0.604	13:57:57.535
10 -	16.903	21.673	119.6	26.868	110.5	1:05.444	90.24	0.225	13:59:02.979
11 -	17.371	21.600	119.8	26.828	109.9	1:05.799	89.75	0.580	14:00:08.778
12 -	17.004	21.774	119.8	26.980	110.1	1:05.758	89.80	0.539	14:01:14.536
13 -	17.351	21.789	117.7	27.138	111.6	1:06.278	89.10	1.059	14:02:20.814
14 -	16.875	21.625	122.9	27.066	110.5	1:05.566	90.07	0.347	14:03:26.380
15 -	16.952	21.474	122.2	26.871	109.6	1:05.297 (3)	90.44	0.078	14:04:31.677
16 -	16.955	21.431	122.9	27.008	110.7	1:05.394	90.30	0.175	14:05:37.071
17 -	16.867	21.628	122.9	26.789	109.0	1:05.284 (2)	90.46	0.065	14:06:42.355
18 -	17.059	21.544	122.6	26.819	110.3	1:05.422	90.27	0.203	14:07:47.777
19 -	16.996	21.347	123.5	26.876	111.2	1:05.219 (1)	90.55		14:08:52.996

P6 4 E1		Michael HIBBERD				Lotus 22			
IDEAL LAP TIME : 1:05.557		BEST LAP TIME : 1:05.985				DIFFERENCE : 0.428			
LAP	SECTOR 1	SECTOR 2		SECTOR 3		LAP TIME	MPH	DIFF	TIME OF DAY
1 -		22.217	117.1	27.521	109.6	1:06.967	88.18	0.982	13:49:10.727
2 -	17.276	21.862	118.1	27.042	110.7	1:06.180	89.23	0.195	13:50:16.907
3 -	17.316	21.749	119.1	27.065	110.9	1:06.130	89.30	0.145	13:51:23.037
4 -	17.258	21.973	117.9	27.531	112.0	1:06.762	88.45	0.777	13:52:29.799
5 -	17.232	21.750	119.1	27.101	112.2	1:06.083	89.36	0.098	13:53:35.882
6 -	17.145	21.649	120.2	27.191	111.6	1:05.985 (1)	89.50		13:54:41.867
7 -	17.178	21.638	120.2	27.210	111.6	1:06.026 (2)	89.44	0.041	13:55:47.893
8 -	17.188	21.594	120.4	27.484	110.1	1:06.266	89.12	0.281	13:56:54.159
9 -	17.513	21.901	119.8	27.126	111.4	1:06.540	88.75	0.555	13:58:00.699
10 -	17.319	21.820	119.4	27.177	110.9	1:06.316	89.05	0.331	13:59:07.015
11 -	17.344	21.701	120.2	27.357	110.3	1:06.402	88.93	0.417	14:00:13.417
12 -	17.153	21.673	120.0	27.583	110.5	1:06.409	88.92	0.424	14:01:19.826
13 -	17.286	21.636	119.6	27.159	110.7	1:06.081	89.37	0.096	14:02:25.907
14 -	17.018	22.095	119.4	27.129	110.9	1:06.242	89.15	0.257	14:03:32.149
15 -	17.230	21.899	118.7	26.945	110.9	1:06.074	89.37	0.089	14:04:38.223
16 -	17.342	21.722	118.7	26.997	110.9	1:06.061 (3)	89.39	0.076	14:05:44.284
17 -	17.181	21.707	118.5	27.458	110.9	1:06.346	89.01	0.361	14:06:50.630
18 -	17.521	21.784	118.3	27.200	110.9	1:06.505	88.80	0.520	14:07:57.135
19 -	17.224	21.754	118.7	27.135	109.6	1:06.113	89.32	0.128	14:09:03.248

FJHRA / HSCC Historic Formula Junior Championship Class D-H

RACE 4 - SECTOR ANALYSIS



SECTOR 1 = FL to I1, SECTOR 2 = I1 to I2, SECTOR 3 = I2 to FL, DIFF = Difference To Personal Best Lap, P = Crossed Finish Line in Pit Lane, D = Time Disallowed

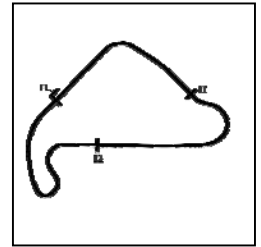
P7 93 E1		Rudolf ERNST				Lotus 22			
IDEAL LAP TIME : 1:06.021		BEST LAP TIME : 1:06.193		DIFFERENCE : 0.172					
LAP	SECTOR 1	SECTOR 2		SECTOR 3		LAP TIME	MPH	DIFF	TIME OF DAY
1 -		22.254	120.0	27.588	109.4	1:08.013	86.83	1.820	13:49:11.773
2 -	17.257	22.591	119.8	27.247	111.2	1:07.095	88.01	0.902	13:50:18.868
3 -	17.231	21.933	122.2	27.448	111.6	1:06.612	88.65	0.419	13:51:25.480
4 -	17.137	21.950	121.3	27.405	111.6	1:06.492	88.81	0.299	13:52:31.972
5 -	17.018	21.966	121.5	27.578	112.4	1:06.562	88.72	0.369	13:53:38.534
6 -	17.253	22.430	120.9	27.685	110.3	1:07.368	87.66	1.175	13:54:45.902
7 -	17.118	22.125	120.2	27.447	110.3	1:06.690	88.55	0.497	13:55:52.592
8 -	17.773	22.359	120.2	27.412	110.7	1:07.544	87.43	1.351	13:57:00.136
9 -	17.740	22.571	120.4	27.667	110.5	1:07.978	86.87	1.785	13:58:08.114
10 -	17.131	22.139	120.4	27.501	111.8	1:06.771	88.44	0.578	13:59:14.885
11 -	17.330	23.818	115.7	27.375	111.0	1:08.523	86.18	2.330	14:00:23.408
12 -	17.140	21.901	120.4	27.152	112.2	1:06.193 (1)	89.21		14:01:29.601
13 -	17.013	22.099	122.2	27.551	111.4	1:06.663	88.58	0.470	14:02:36.264
14 -	16.991	22.095	121.3	28.040	108.5	1:07.126	87.97	0.933	14:03:43.390
15 -	17.186	22.083	121.5	28.127	111.0	1:07.396	87.62	1.203	14:04:50.786
16 -	17.100	22.968	120.2	27.638	111.2	1:07.706	87.22	1.513	14:05:58.492
17 -	17.363	22.271	120.6	27.348	110.7	1:06.982	88.16	0.789	14:07:05.474
18 -	17.014	21.983	120.2	27.300	111.0	1:06.297 (2)	89.07	0.104	14:08:11.771
19 -	17.070	22.130	121.5	27.129	110.1	1:06.329 (3)	89.03	0.136	14:09:18.100

P8 61 E1		George DIFFEY				Lotus 20			
IDEAL LAP TIME : 1:06.755		BEST LAP TIME : 1:07.261		DIFFERENCE : 0.506					
LAP	SECTOR 1	SECTOR 2		SECTOR 3		LAP TIME	MPH	DIFF	TIME OF DAY
1 -		22.945	117.1	28.155	110.7	1:10.479	83.79	3.218	13:49:14.239
2 -	17.928	22.358	118.3	27.757	111.2	1:08.043	86.79	0.782	13:50:22.282
3 -	18.143	22.456	118.5	27.614	110.1	1:08.213	86.57	0.952	13:51:30.495
4 -	17.829	22.301	118.7	27.949	108.8	1:08.079	86.74	0.818	13:52:38.574
5 -	17.765	22.265	118.3	27.754	110.3	1:07.784	87.12	0.523	13:53:46.358
6 -	17.443	22.232	119.1	27.586	111.8	1:07.261 (1)	87.80		13:54:53.619
7 -	17.331	22.333	113.7	27.724	110.1	1:07.388 (3)	87.63	0.127	13:56:01.007
8 -	17.717	22.720	116.3	28.264	110.1	1:08.701	85.96	1.440	13:57:09.708
9 -	18.311	22.335	112.4	28.543	109.0	1:09.189	85.35	1.928	13:58:18.897
10 -	18.115	22.659	110.1	28.658	110.7	1:09.432	85.05	2.171	13:59:28.329
11 -	18.324	22.593	118.5	27.965	108.7	1:08.882	85.73	1.621	14:00:37.211
12 -	17.664	22.667	118.5	27.682	110.3	1:08.013	86.83	0.752	14:01:45.224
13 -	17.625	22.632	118.1	27.636	109.7	1:07.893	86.98	0.632	14:02:53.117
14 -	17.967	22.208	117.5	27.640	110.3	1:07.815	87.08	0.554	14:04:00.932
15 -	17.626	23.040	117.5	28.485	109.2	1:09.151	85.40	1.890	14:05:10.083
16 -	17.573	22.049	118.7	27.656	107.2	1:07.278 (2)	87.78	0.017	14:06:17.361
17 -	17.857	21.865	118.7	29.386	110.3	1:09.108	85.45	1.847	14:07:26.469
18 -	17.783	22.460	117.7	27.559	108.1	1:07.802	87.10	0.541	14:08:34.271

Weather / Track : Cloudy / Dry

FJHRA / HSCC Historic Formula Junior Championship Class D-H

RACE 4 - SECTOR ANALYSIS



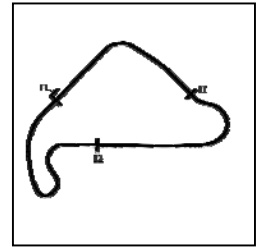
SECTOR 1 = FL to I1, SECTOR 2 = I1 to I2, SECTOR 3 = I2 to FL, DIFF = Difference To Personal Best Lap, P = Crossed Finish Line in Pit Lane, D = Time Disallowed

P9 74 E1		Iain ROWLEY				Lola Mk5			
IDEAL LAP TIME : 1:07.355		BEST LAP TIME : 1:07.612				DIFFERENCE : 0.257			
LAP	SECTOR 1	SECTOR 2		SECTOR 3		LAP TIME	MPH	DIFF	TIME OF DAY
1 -		22.782	118.3	27.856	110.5	1:09.437	85.05	1.825	13:49:13.197
2 -	17.671	22.225	118.7	28.049	110.7	1:07.945 (3)	86.91	0.333	13:50:21.142
3 -	17.331	22.532	118.3	28.178	109.4	1:08.041	86.79	0.429	13:51:29.183
4 -	17.433	22.496	117.7	28.075	109.4	1:08.004	86.84	0.392	13:52:37.187
5 -	17.408	22.235	117.7	27.969	109.6	1:07.612 (1)	87.34		13:53:44.799
6 -	17.634	22.343	117.7	28.217	109.6	1:08.194	86.60	0.582	13:54:52.993
7 -	17.486	22.370	117.5	27.878	109.0	1:07.734 (2)	87.18	0.122	13:56:00.727
8 -	17.613	22.539	117.9	28.258	109.2	1:08.410	86.32	0.798	13:57:09.137
9 -	18.148	22.683	117.7	28.792	109.0	1:09.623	84.82	2.011	13:58:18.760
10 -	17.925	22.816	116.5	28.888	108.8	1:09.629	84.81	2.017	13:59:28.389
11 -	18.045	22.783	117.3	28.294	109.9	1:09.122	85.43	1.510	14:00:37.511
12 -	17.463	22.975	119.4	27.971	110.9	1:08.409	86.32	0.797	14:01:45.920
13 -	17.432	22.810	119.1	27.799	111.2	1:08.041	86.79	0.429	14:02:53.961
14 -	17.708	22.753	118.3	28.126	110.9	1:08.587	86.10	0.975	14:04:02.548
15 -	17.446	22.709	117.3	27.826	111.2	1:07.981	86.87	0.369	14:05:10.529
16 -	17.420	22.761	118.1	28.059	111.0	1:08.240	86.54	0.628	14:06:18.769
17 -	18.068	23.067	114.5	27.956	110.5	1:09.091	85.47	1.479	14:07:27.860
18 -	18.091	25.500	93.2	28.643	106.5	1:12.234	81.75	4.622	14:08:40.094

P10 73 E1		Peter ANSTISS				Lotus 20/22			
IDEAL LAP TIME : 1:07.766		BEST LAP TIME : 1:07.997				DIFFERENCE : 0.231			
LAP	SECTOR 1	SECTOR 2		SECTOR 3		LAP TIME	MPH	DIFF	TIME OF DAY
1 -		23.038	115.7	28.150	107.6	1:12.508	81.44	4.511	13:49:16.268
2 -	17.880	22.471	117.1	27.780	109.6	1:08.131 (3)	86.68	0.134	13:50:24.399
3 -	17.672	22.500	117.9	28.361	108.5	1:08.533	86.17	0.536	13:51:32.932
4 -	17.581	22.405	116.9	28.663	106.7	1:08.649	86.02	0.652	13:52:41.581
5 -	18.083	22.572	117.5	27.890	107.6	1:08.545	86.15	0.548	13:53:50.126
6 -	17.755	22.456	116.3	28.083	107.4	1:08.294	86.47	0.297	13:54:58.420
7 -	17.613	22.464	116.3	28.030	104.7	1:08.107 (2)	86.71	0.110	13:56:06.527
8 -	18.133	22.665	115.5	28.111	107.9	1:08.909	85.70	0.912	13:57:15.436
9 -	18.186	22.888	115.7	28.029	106.2	1:09.103	85.46	1.106	13:58:24.539
10 -	17.805	22.585	115.9	28.119	107.9	1:08.509	86.20	0.512	13:59:33.048
11 -	17.585	22.557	116.3	27.855	107.8	1:07.997 (1)	86.85		14:00:41.045
12 -	17.721	22.717	116.3	28.133	108.3	1:08.571	86.12	0.574	14:01:49.616
13 -	17.785	22.532	116.1	28.144	108.7	1:08.461	86.26	0.464	14:02:58.077
14 -	17.682	22.674	115.9	28.238	106.9	1:08.594	86.09	0.597	14:04:06.671
15 -	17.881	22.854	114.5	28.140	106.2	1:08.875	85.74	0.878	14:05:15.546
16 -	17.611	22.631	115.5	28.350	105.0	1:08.592	86.09	0.595	14:06:24.138
17 -	17.930	22.564	114.3	29.376	105.2	1:09.870	84.52	1.873	14:07:34.008
18 -	17.999	22.722	115.5	27.813	109.0	1:08.534	86.17	0.537	14:08:42.542

FJHRA / HSCC Historic Formula Junior Championship Class D-H

RACE 4 - SECTOR ANALYSIS



SECTOR 1 = FL to I1, SECTOR 2 = I1 to I2, SECTOR 3 = I2 to FL, DIFF = Difference To Personal Best Lap, P = Crossed Finish Line in Pit Lane, D = Time Disallowed

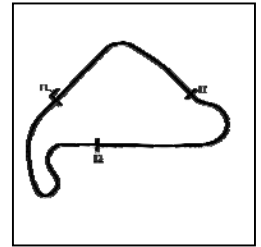
P11 171 D2		Steve ALLEN				Lotus 20			
IDEAL LAP TIME : 1:07.445		BEST LAP TIME : 1:07.681				DIFFERENCE : 0.236			
LAP	SECTOR 1	SECTOR 2		SECTOR 3		LAP TIME	MPH	DIFF	TIME OF DAY
1 -		23.098	117.3	28.440	110.9	1:11.282	82.84	3.601	13:49:15.042
2 -	17.533	22.780	118.1	28.248	110.1	1:08.561	86.13	0.880	13:50:23.603
3 -	17.357	22.758	116.1	28.405	110.5	1:08.520	86.18	0.839	13:51:32.123
4 -	17.468	22.741	118.3	28.969	108.3	1:09.178	85.36	1.497	13:52:41.301
5 -	17.591	34.883	115.7	29.881	107.6	1:22.355	71.70	14.674	13:54:03.656
6 -	17.965	23.051	115.7	28.452	108.3	1:09.468	85.01	1.787	13:55:13.124
7 -	17.597	22.671	114.3	28.154	109.2	1:08.422	86.31	0.741	13:56:21.546
8 -	17.778	22.810	116.3	28.304	109.0	1:08.892	85.72	1.211	13:57:30.438
9 -	17.957	22.458	114.9	27.954	109.2	1:08.369	86.37	0.688	13:58:38.807
10 -	17.330	22.272	118.5	28.184	108.8	1:07.786 (3)	87.12	0.105	13:59:46.593
11 -	17.891	22.887	117.3	28.258	110.1	1:09.036	85.54	1.355	14:00:55.629
12 -	17.363	22.880	116.5	28.490	109.9	1:08.733	85.92	1.052	14:02:04.362
13 -	17.448	22.367	117.5	27.932	110.3	1:07.747 (2)	87.17	0.066	14:03:12.109
14 -	17.624	22.390	116.3	28.073	110.1	1:08.087	86.73	0.406	14:04:20.196
15 -	17.480	22.327	116.7	27.874	110.1	1:07.681 (1)	87.25		14:05:27.877
16 -	17.299	22.543	117.7	28.049	109.7	1:07.891	86.98	0.210	14:06:35.768
17 -	17.421	22.859	115.7	28.283	109.6	1:08.563	86.13	0.882	14:07:44.331
18 -	17.615	22.378	117.9	28.172	110.3	1:08.165	86.63	0.484	14:08:52.496

P12 42 D2		Martin AUBERT				Lotus 20			
IDEAL LAP TIME : 1:09.869		BEST LAP TIME : 1:09.869				DIFFERENCE : 0.000			
LAP	SECTOR 1	SECTOR 2		SECTOR 3		LAP TIME	MPH	DIFF	TIME OF DAY
1 -		23.999	113.7	30.390	104.8	1:17.317	76.38	7.448	13:49:21.077
2 -	18.606	23.771	113.7	30.165	107.1	1:12.542	81.41	2.673	13:50:33.619
3 -	18.642	23.808	113.3	29.280	107.4	1:11.730	82.33	1.861	13:51:45.349
4 -	18.705	23.829	106.3	29.826	109.4	1:12.360	81.61	2.491	13:52:57.709
5 -	18.612	23.543	116.1	28.991	107.8	1:11.146	83.00	1.277	13:54:08.855
6 -	18.283	23.726	114.5	29.370	106.9	1:11.379	82.73	1.510	13:55:20.234
7 -	18.446	23.842	111.4	29.069	107.4	1:11.357	82.76	1.488	13:56:31.591
8 -	18.730	23.880	112.5	29.025	105.3	1:11.635	82.44	1.766	13:57:43.226
9 -	18.859	23.812	112.9	28.804	107.8	1:11.475	82.62	1.606	13:58:54.701
10 -	18.365	23.833	112.5	28.920	107.8	1:11.118	83.04	1.249	14:00:05.819
11 -	18.339	23.865	102.9	28.941	109.2	1:11.145	83.00	1.276	14:01:16.964
12 -	17.913	23.704	115.1	28.867	108.8	1:10.484 (2)	83.78	0.615	14:02:27.448
13 -	17.848	23.656	113.3	29.098	107.6	1:10.602 (3)	83.64	0.733	14:03:38.050
14 -	18.075	23.563	107.0	29.576	107.6	1:11.214	82.92	1.345	14:04:49.264
15 -	18.034	23.779	111.8	29.056	107.8	1:10.869	83.33	1.000	14:06:00.133
16 -	17.829	23.446	112.5	28.594	108.1	1:09.869 (1)	84.52		14:07:10.002
17 -	17.979	23.549	113.7	29.135	106.9	1:10.663	83.57	0.794	14:08:20.665
18 -	18.300	23.903	109.2	29.220	106.4	1:11.423	82.68	1.554	14:09:32.088

Weather / Track : Cloudy / Dry

FJHRA / HSCC Historic Formula Junior Championship Class D-H

RACE 4 - SECTOR ANALYSIS



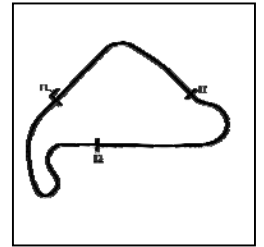
SECTOR 1 = FL to I1, SECTOR 2 = I1 to I2, SECTOR 3 = I2 to FL, DIFF = Difference To Personal Best Lap, P = Crossed Finish Line in Pit Lane, D = Time Disallowed

P13 65 E1		Richard FERRIS				Donford FJ			
IDEAL LAP TIME : 1:10.452		BEST LAP TIME : 1:10.801				DIFFERENCE : 0.349			
LAP	SECTOR 1	SECTOR 2		SECTOR 3		LAP TIME	MPH	DIFF	TIME OF DAY
1 -		24.800	101.9	29.310	105.0	1:18.218	75.50	7.417	13:49:21.978
2 -	19.036	24.559	108.9	29.343	105.9	1:12.938	80.96	2.137	13:50:34.916
3 -	18.662	23.828	107.3	29.009	105.9	1:11.499	82.59	0.698	13:51:46.415
4 -	18.807	23.742	108.7	29.397	105.5	1:11.946	82.08	1.145	13:52:58.361
5 -	18.842	23.445	113.1	29.124	104.7	1:11.411	82.69	0.610	13:54:09.772
6 -	18.674	23.724	109.6	29.609	102.5	1:12.007	82.01	1.206	13:55:21.779
7 -	19.120	23.845	111.1	29.226	103.2	1:12.191	81.80	1.390	13:56:33.970
8 -	18.663	23.996	108.9	29.177	104.5	1:11.836	82.21	1.035	13:57:45.806
9 -	18.513	24.106	110.3	29.567	101.0	1:12.186	81.81	1.385	13:58:57.992
10 -	18.442	23.662	111.1	29.205	102.1	1:11.309 (3)	82.81	0.508	14:00:09.301
11 -	18.761	23.607	110.9	29.428	105.2	1:11.796	82.25	0.995	14:01:21.097
12 -	18.335	25.196	110.7	28.735	104.2	1:12.266	81.72	1.465	14:02:33.363
13 -	18.272	24.063	110.3	29.093	103.5	1:11.428	82.68	0.627	14:03:44.791
14 -	18.386	23.632	112.2	29.205	101.8	1:11.223 (2)	82.91	0.422	14:04:56.014
15 -	18.542	23.819	109.8	29.029	101.4	1:11.390	82.72	0.589	14:06:07.404
16 -	18.291	23.632	110.1	28.878	102.1	1:10.801 (1)	83.41		14:07:18.205
17 -	18.319	23.953	110.9	29.116	102.4	1:11.388	82.72	0.587	14:08:29.593

P14 76 D2		Adrian HOLEY				Ausper T3			
IDEAL LAP TIME : 1:10.354		BEST LAP TIME : 1:10.671				DIFFERENCE : 0.317			
LAP	SECTOR 1	SECTOR 2		SECTOR 3		LAP TIME	MPH	DIFF	TIME OF DAY
1 -		24.074	111.4	29.327	104.2	1:17.128	76.56	6.457	13:49:20.888
2 -	18.481	24.420	110.1	30.482	104.0	1:13.383	80.47	2.712	13:50:34.271
3 -	18.479	23.964	112.9	29.120	106.2	1:11.563	82.52	0.892	13:51:45.834
4 -	18.710	23.547	114.3	29.251	103.7	1:11.508	82.58	0.837	13:52:57.342
5 -	18.398	23.538	111.8	29.482	103.4	1:11.418 (3)	82.69	0.747	13:54:08.760
6 -	19.042	23.855	113.3	29.232	105.0	1:12.129	81.87	1.458	13:55:20.889
7 -	18.488	23.586	112.4	29.900	103.5	1:11.974	82.05	1.303	13:56:32.863
8 -	18.686	23.835	111.6	29.730	103.4	1:12.251	81.73	1.580	13:57:45.114
9 -	18.789	23.861	112.5	29.399	104.5	1:12.049	81.96	1.378	13:58:57.163
10 -	18.418	23.460	112.5	29.710	105.0	1:11.588	82.49	0.917	14:00:08.751
11 -	19.021	23.449	113.3	29.513	105.0	1:11.983	82.04	1.312	14:01:20.734
12 -	18.390	23.633	112.4	29.600	105.0	1:11.623	82.45	0.952	14:02:32.357
13 -	18.551	23.675	112.4	29.207	104.0	1:11.433	82.67	0.762	14:03:43.790
14 -	18.563	23.856	112.9	29.914	103.0	1:12.333	81.64	1.662	14:04:56.123
15 -	18.872	23.860	113.7	28.954	106.0	1:11.686	82.38	1.015	14:06:07.809
16 -	18.812	23.153	114.5	29.229	104.8	1:11.194 (2)	82.95	0.523	14:07:19.003
17 -	18.247	23.325	113.3	29.099	103.7	1:10.671 (1)	83.56		14:08:29.674

FJHRA / HSCC Historic Formula Junior Championship Class D-H

RACE 4 - SECTOR ANALYSIS



SECTOR 1 = FL to I1, SECTOR 2 = I1 to I2, SECTOR 3 = I2 to FL, DIFF = Difference To Personal Best Lap, P = Crossed Finish Line in Pit Lane, D = Time Disallowed

P15 160 H		Roger FOWLER				Lola T60			
IDEAL LAP TIME : 1:10.136		BEST LAP TIME : 1:10.310				DIFFERENCE : 0.174			
LAP	SECTOR 1	SECTOR 2		SECTOR 3		LAP TIME	MPH	DIFF	TIME OF DAY
1 -		26.307	97.9	31.978	100.5	1:22.099	71.93	11.789	13:49:25.859
2 -	19.472	24.235	110.3	29.276	101.6	1:12.983	80.91	2.673	13:50:38.842
3 -	18.640	23.549	111.2	29.109	102.7	1:11.298	82.83	0.988	13:51:50.140
4 -	18.218	23.613	111.4	29.138	104.0	1:10.969 (3)	83.21	0.659	13:53:01.109
5 -	18.430	23.621	110.9	29.783	101.6	1:11.834	82.21	1.524	13:54:12.943
6 -	18.752	24.023	110.1	29.688	102.1	1:12.463	81.49	2.153	13:55:25.406
7 -	18.517	24.097	108.9	29.767	102.4	1:12.381	81.59	2.071	13:56:37.787
8 -	19.534	23.562	111.2	29.881	101.8	1:12.977	80.92	2.667	13:57:50.764
9 -	18.426	23.664	111.8	29.557	102.2	1:11.647	82.42	1.337	13:59:02.411
10 -	19.165	23.640	112.5	29.887	104.3	1:12.692	81.24	2.382	14:00:15.103
11 -	18.422	23.259	112.5	29.257	102.7	1:10.938 (2)	83.25	0.628	14:01:26.041
12 -	18.820	23.778	110.9	28.994	104.8	1:11.592	82.49	1.282	14:02:37.633
13 -	18.106	23.179	112.7	29.025	103.4	1:10.310 (1)	83.99		14:03:47.943
14 -	18.595	24.353	111.4	29.388	103.8	1:12.336	81.64	2.026	14:05:00.279
15 -	18.435	24.224	108.9	30.186	103.0	1:12.845	81.07	2.535	14:06:13.124
16 -	18.651	23.797	99.1	30.573	103.5	1:13.021	80.87	2.711	14:07:26.145
17 -	18.613	23.730	111.2	28.851	103.7	1:11.194	82.95	0.884	14:08:37.339

P16 60 E1		Syd FRASER				Lotus 20/22			
IDEAL LAP TIME : 1:10.756		BEST LAP TIME : 1:11.670				DIFFERENCE : 0.914			
LAP	SECTOR 1	SECTOR 2		SECTOR 3		LAP TIME	MPH	DIFF	TIME OF DAY
1 -		24.775	96.2	32.506	88.5	1:21.740	72.24	10.070	13:49:25.500
2 -	20.667	24.267	107.7	30.181	103.4	1:15.115	78.62	3.445	13:50:40.615
3 -	18.481	23.462	107.8	30.213	108.3	1:12.156 (3)	81.84	0.486	13:51:52.771
4 -	18.655	23.267	103.0	30.149	105.3	1:12.071 (2)	81.94	0.401	13:53:04.842
5 -	18.340	22.980	109.4	30.350	105.9	1:11.670 (1)	82.40		13:54:16.512
6 -	18.944	23.484	109.4	30.856	104.7	1:13.284	80.58	1.614	13:55:29.796
7 -	18.878	23.791	109.6	30.644	106.0	1:13.313	80.55	1.643	13:56:43.109
8 -	19.999	24.031	110.0	31.824	98.3	1:15.854	77.85	4.184	13:57:58.963
9 -	19.505	23.777	112.4	30.545	102.9	1:13.827	79.99	2.157	13:59:12.790
10 -	19.013	24.841	110.9	29.436	105.3	1:13.290	80.57	1.620	14:00:26.080
11 -	18.378	23.753	112.7	30.592	103.2	1:12.723	81.20	1.053	14:01:38.803
12 -	19.137	23.547	109.8	30.812	100.5	1:13.496	80.35	1.826	14:02:52.299
13 -	19.867	23.879	111.8	31.620	100.8	1:15.366	78.35	3.696	14:04:07.665
14 -	18.633	23.602	114.9	29.996	105.7	1:12.231	81.76	0.561	14:05:19.896
15 -	18.607	23.327	115.7	30.792	101.8	1:12.726	81.20	1.056	14:06:32.622
16 -	19.035	25.247	104.0	30.688	98.0	1:14.970	78.77	3.300	14:07:47.592
17 -	18.815	23.182	114.7	30.384	104.8	1:12.381	81.59	0.711	14:08:59.973

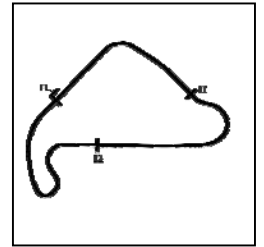
P17 66 D2		David DREW				Ausper T3			
IDEAL LAP TIME : 1:13.766		BEST LAP TIME : 1:14.835				DIFFERENCE : 1.069			
LAP	SECTOR 1	SECTOR 2		SECTOR 3		LAP TIME	MPH	DIFF	TIME OF DAY
1 -		24.732	103.5	32.477	100.4	1:22.503	71.58	7.668	13:49:26.263
2 -	20.211	24.410	98.3	30.214	102.1	1:14.835 (1)	78.91		13:50:41.098
3 -	19.142	24.932	100.0	31.008	100.7	1:15.082 (2)	78.65	0.247	13:51:56.180
4 -	19.391	24.480	109.1	32.759	98.0	1:16.630	77.06	1.795	13:53:12.810
5 -	19.887	25.438	93.8	33.904	92.4	1:19.229	74.53	4.394	13:54:32.039
6 -	20.734	25.423	93.9	33.318	94.6	1:19.475	74.30	4.640	13:55:51.514
7 -	21.113	24.942	106.8	33.063	90.0	1:19.118	74.64	4.283	13:57:10.632
8 -	21.240	24.941	102.2	31.551	97.8	1:17.732	75.97	2.897	13:58:28.364
9 -	20.545	25.764	101.8	32.729	92.4	1:19.038	74.71	4.203	13:59:47.402
10 -	20.811	24.777	104.8	31.296	98.4	1:16.884	76.81	2.049	14:01:04.286
11 -	19.947	24.784	101.0	32.301	97.2	1:17.032	76.66	2.197	14:02:21.318
12 -	19.372	25.856	103.0	32.274	96.9	1:17.502	76.20	2.667	14:03:38.820
13 -	19.559	25.113	108.2	34.110	94.2	1:18.782	74.96	3.947	14:04:57.602
14 -	20.239	26.591	101.5	33.081	92.3	1:19.911	73.90	5.076	14:06:17.513
15 -	20.439	24.953	100.3	32.091	99.4	1:17.483	76.21	2.648	14:07:34.996
16 -	19.429	24.596	105.1	32.473	92.2	1:16.498 (3)	77.20	1.663	14:08:51.494

Weather / Track : Cloudy / Dry

Silverstone National
Circuit Length = 1.6404 miles
Start: 13:48 Flag 14:08 End: 14:09

FJHRA / HSCC Historic Formula Junior Championship Class D-H

RACE 4 - SECTOR ANALYSIS



SECTOR 1 = FL to I1, SECTOR 2 = I1 to I2, SECTOR 3 = I2 to FL, DIFF = Difference To Personal Best Lap, P = Crossed Finish Line in Pit Lane, D = Time Disallowed

P18 98 E1		Tim CHILD		Cooper T59					
IDEAL LAP TIME : 1:08.132		BEST LAP TIME : 1:08.373		DIFFERENCE : 0.241					
LAP	SECTOR 1	SECTOR 2		SECTOR 3		LAP TIME	MPH	DIFF	TIME OF DAY
1 -		23.211	116.7	28.592	109.9	1:11.574	82.51	3.201	13:49:15.334
2 -	17.819	22.616	118.1	28.178	109.2	1:08.613 (3)	86.07	0.240	13:50:23.947
3 -	17.752	22.424	118.9	28.325	110.5	1:08.501 (2)	86.21	0.128	13:51:32.448
4 -	17.620	22.643	117.7	28.613	107.8	1:08.876	85.74	0.503	13:52:41.324
5 -	18.147	22.718	116.9	28.429	107.2	1:09.294	85.22	0.921	13:53:50.618
6 -	17.714	22.334	117.9	28.325	107.2	1:08.373 (1)	86.37		13:54:58.991
7 -	18.637	22.410	116.7	30.059	66.3	1:11.106	83.05	2.733	13:56:10.097

FJHRA / HSCC Historic Formula Junior Championship Class D-H

RACE 4 - BEST SECTORS

SECTOR 1			SECTOR 2			SECTOR 3			IDEAL / BEST COMPARISON						
POS	NO	NAME	TIME	NO	NAME	TIME	NO	NAME	TIME	POS	NO	NAME	IDEAL	BEST	DIFF
													PERFECT LAP	1:03.496	
1	166	JACKSON	16.342	79	HIBBERD	21.024	79	HIBBERD	26.130	1	79	HIBBERD	1:03.565	1:03.778	0.213
2	79	HIBBERD	16.411	166	JACKSON	21.164	166	JACKSON	26.165	2	166	JACKSON	1:03.671	1:03.754	0.083
3	54	DE LA ROCHE	16.743	194	RICHARDS	21.347	54	DE LA ROCHE	26.700	3	122	RUSSELL	1:04.972	1:05.225	0.253
4	122	RUSSELL	16.779	122	RUSSELL	21.420	122	RUSSELL	26.773	4	54	DE LA ROCHE	1:04.985	1:05.236	0.251
5	194	RICHARDS	16.867	54	DE LA ROCHE	21.542	194	RICHARDS	26.789	5	194	RICHARDS	1:05.003	1:05.219	0.216
6	93	ERNST	16.991	4	HIBBERD	21.594	4	HIBBERD	26.945	6	4	HIBBERD	1:05.557	1:05.985	0.428
7	4	HIBBERD	17.018	61	DIFFEY	21.865	93	ERNST	27.129	7	93	ERNST	1:06.021	1:06.193	0.172
8	171	ALLEN	17.299	93	ERNST	21.901	61	DIFFEY	27.559	8	61	DIFFEY	1:06.755	1:07.261	0.506
9	61	DIFFEY	17.331	74	ROWLEY	22.225	73	ANSTISS	27.780	9	74	ROWLEY	1:07.355	1:07.612	0.257
10	74	ROWLEY	17.331	171	ALLEN	22.272	74	ROWLEY	27.799	10	171	ALLEN	1:07.445	1:07.681	0.236
11	73	ANSTISS	17.581	98	CHILD	22.334	171	ALLEN	27.874	11	73	ANSTISS	1:07.766	1:07.997	0.231
12	98	CHILD	17.620	73	ANSTISS	22.405	98	CHILD	28.178	12	98	CHILD	1:08.132	1:08.373	0.241
13	42	AUBERT	17.829	60	FRASER	22.980	42	AUBERT	28.594	13	42	AUBERT	1:09.869	1:09.869	0.000
14	160	FOWLER	18.106	76	HOLEY	23.153	65	FERRIS	28.735	14	160	FOWLER	1:10.136	1:10.310	0.174
15	76	HOLEY	18.247	160	FOWLER	23.179	160	FOWLER	28.851	15	76	HOLEY	1:10.354	1:10.671	0.317
16	65	FERRIS	18.272	65	FERRIS	23.445	76	HOLEY	28.954	16	65	FERRIS	1:10.452	1:10.801	0.349
17	60	FRASER	18.340	42	AUBERT	23.446	60	FRASER	29.436	17	60	FRASER	1:10.756	1:11.670	0.914
18	66	DREW	19.142	66	DREW	24.410	66	DREW	30.214	18	66	DREW	1:13.766	1:14.835	1.069

Weather / Track : Cloudy / Dry

Results can be found at www.tsl-timing.com

Silverstone National
 Circuit Length = 1.6404 miles
 Start: 13:48 Flag 14:08 End: 14:09

Printed - 14:12 Saturday, 17 October 2020

FJHRA / HSCC Historic Formula Junior Championship Class D-H

RACE 4 - BEST SPEEDS

POS	INTERMEDIATE 1 - NO SPEED TRAP		INTERMEDIATE 2		FINISH LINE		MPH	
	NO	NAME	NO	NAME	NO	NAME		
1			79	HIBBERD	127.3	166	JACKSON	116.3
2			166	JACKSON	126.1	79	HIBBERD	115.5
3			54	DE LA ROCHE	124.2	54	DE LA ROCHE	114.5
4			122	RUSSELL	123.8	122	RUSSELL	114.1
5			194	RICHARDS	123.5	93	ERNST	112.4
6			93	ERNST	122.2	4	HIBBERD	112.2
7			4	HIBBERD	120.4	61	DIFFEY	111.8
8			74	ROWLEY	119.4	194	RICHARDS	111.6
9			61	DIFFEY	119.1	74	ROWLEY	111.2
10			98	CHILD	118.9	171	ALLEN	110.9
11			171	ALLEN	118.5	98	CHILD	110.5
12			73	ANSTISS	117.9	73	ANSTISS	109.6
13			42	AUBERT	116.1	42	AUBERT	109.4
14			60	FRASER	115.7	60	FRASER	108.3
15			76	HOLEY	114.5	76	HOLEY	106.2
16			65	FERRIS	113.1	65	FERRIS	105.9
17			160	FOWLER	112.7	160	FOWLER	104.8
18			66	DREW	109.1	66	DREW	102.1

Weather / Track : Cloudy / Dry

Results can be found at www.tsl-timing.com

Silverstone National
Circuit Length = 1.6404 miles
Start: 13:48 Flag 14:08 End: 14:09

Printed - 14:13 Saturday, 17 October 2020

FJHRA / HSCC Historic Formula Junior Championship Class D-H

RACE 4 - STATISTICS

Competitors Started 18
Planned Start 2020-10-17 @ 14:35:00.000
Actual Start 2020-10-17 @ 13:48:03.759
Finish Time 2020-10-17 @ 14:08:22.194
Track Length 1.6404mi.
Total Laps 314
Total Distance Covered 515.1055mi.

Session Fastest Lap History

NO	CL	NAME	LAP TIME	TIME OF DAY	LAP	VEHICLE
166	E1	Cam JACKSON	1:04.174	13:50:11.287	2	Brabham BT2
166	E1	Cam JACKSON	1:03.971	13:51:15.257	3	Brabham BT2
166	E1	Cam JACKSON	1:03.961	13:53:23.230	5	Brabham BT2
166	E1	Cam JACKSON	1:03.754	13:55:31.052	7	Brabham BT2

Session Leader History

NO	CL	NAME	FROM LAP	LAPS LED	DISTANCE	VEHICLE
166	E1	Cam JACKSON	1	19	31.16 miles	Brabham BT2

Flag History

TYPE	TIME OF DAY
GREEN	13:48:03.759
FINISH	14:08:22.194

Flag Statistics

TYPE	COUNT	TOTAL LAPS	TOTAL TIME
Green	1	19	21:43.836
Red	0	0	0.000
Safety Car	0	0	0.000
FCY	0	0	0.000

FJHRA / HSCC Historic Formula Junior Championship Class D-H

RACE 4 - STATISTICS

CLASS : D2

5 Starters

Fastest Lap History

NO	NAME	LAP TIME	TIME OF DAY	LAP	VEHICLE
54	Peter DE LA ROCHE	1:06.043	13:50:15.390	2	Lola Mk3
54	Peter DE LA ROCHE	1:05.601	13:53:33.685	5	Lola Mk3
54	Peter DE LA ROCHE	1:05.273	13:56:50.452	8	Lola Mk3
54	Peter DE LA ROCHE	1:05.236	14:04:29.218	15	Lola Mk3

Leader History

NO	NAME	FROM LAP	LAPS LED	DISTANCE	VEHICLE
54	Peter DE LA ROCHE	1	19	31.16 miles	Lola Mk3

FJHRA / HSCC Historic Formula Junior Championship Class D-H

RACE 4 - STATISTICS

CLASS : E1

12 Starters

Fastest Lap History

NO	NAME	LAP TIME	TIME OF DAY	LAP	VEHICLE
166	Cam JACKSON	1:04.174	13:50:11.287	2	Brabham BT2
166	Cam JACKSON	1:03.971	13:51:15.257	3	Brabham BT2
166	Cam JACKSON	1:03.961	13:53:23.230	5	Brabham BT2
166	Cam JACKSON	1:03.754	13:55:31.052	7	Brabham BT2

Leader History

NO	NAME	FROM LAP	LAPS LED	DISTANCE	VEHICLE
166	Cam JACKSON	1	19	31.16 miles	Brabham BT2

FJHRA / HSCC Historic Formula Junior Championship Class D-H

RACE 4 - STATISTICS

CLASS : H

1 Starters

Fastest Lap History

NO	NAME	LAP TIME	TIME OF DAY	LAP	VEHICLE
160	Roger FOWLER	1:12.983	13:50:38.829	2	Lola T60
160	Roger FOWLER	1:11.298	13:51:50.127	3	Lola T60
160	Roger FOWLER	1:10.969	13:53:01.095	4	Lola T60
160	Roger FOWLER	1:10.938	14:01:26.028	11	Lola T60
160	Roger FOWLER	1:10.310	14:03:47.931	13	Lola T60

Leader History

NO	NAME	FROM LAP	LAPS LED	DISTANCE	VEHICLE
160	Roger FOWLER	1	17	27.88 miles	Lola T60

Sheet No:

Issue Time:



FJHRA / HSCC Historic Formula Junior Championship Class D-H

RACE 12 - CLASSIFICATION

POS	NO	CL	PIC	NAME	ENTRY	LAPS	TIME	GAP	DIFF	MPH	BEST	ON
1	166	E1	1	Cam JACKSON	Brabham BT2	19	20:13.717			92.44	1:03.588	14
2	79	E1	2	Andrew HIBBERD	Lotus 22	19	20:23.422	9.705	9.705	91.71	1:03.804	14
3	54	D2	1	Peter DE LA ROCHE	Lola Mk3	19	20:48.271	34.554	24.849	89.89	1:05.168	18
4	122	E1	3	Adrian RUSSELL	Lotus 22	19	20:56.096	42.379	7.825	89.33	1:05.412	17
5	194	E1	4	Clive RICHARDS	Lotus 22	19	20:56.635	42.918	0.539	89.29	1:05.300	18
6	93	E1	5	Rudolf ERNST	Lotus 22	18	20:16.057	1 Lap	1 Lap	87.41	1:06.536	16
7	4	E1	6	Michael HIBBERD	Lotus 22	18	20:30.409	1 Lap	14.352	86.39	1:06.298	7
8	74	E1	7	Iain ROWLEY	Lola Mk5	18	20:30.873	1 Lap	0.464	86.36	1:07.160	16
9	55	D2	2	Chris DRAKE	Elva 300	18	20:46.556	1 Lap	15.683	85.27	1:07.899	8
10	73	E1	8	Peter ANSTISS	Lotus 20/22	18	20:47.502	1 Lap	0.946	85.21	1:08.292	11
11	171	D2	3	Steve ALLEN	Lotus 20	18	21:04.329	1 Lap	16.827	84.07	1:07.771	17
12	42	D2	4	Martin AUBERT	Lotus 20	17	20:15.808	2 Laps	1 Lap	82.57	1:10.132	15
13	60	E1	9	Syd FRASER	Lotus 20/22	17	20:29.063	2 Laps	13.255	81.68	1:10.773	15
14	65	E1	10	Richard FERRIS	Donford FJ	17	20:38.167	2 Laps	9.104	81.08	1:11.685	17
15	160	H	1	Roger FOWLER	Lola T60	17	20:47.083	2 Laps	8.916	80.50	1:11.463	15
16	66	D2	5	David DREW	Ausper T3	16	21:08.510	3 Laps	1 Lap	74.48	1:17.107	2
17	193	D1	1	James HADFIELD	PBA Mk2	14	20:31.492	5 Laps	2 Laps	67.13	1:14.220	9

NOT CLASSIFIED

DNF	98	E1		Tim CHILD	Cooper T59	2	2:21.183	17 Laps	12 Laps	83.65	1:10.764	2
DNF	14	B1		Graham BARRON	Gemini Mk2	1	1:31.651	18 Laps	1 Lap	64.43		

FASTEST LAP

166	E1	Cam JACKSON	Brabham BT2	14	1:03.588	92.87 mph	149.46 kph
54	D2	Peter DE LA ROCHE	Lola Mk3	18	1:05.168	90.62 mph	145.84 kph
160	H	Roger FOWLER	Lola T60	15	1:11.463	82.63 mph	132.99 kph
193	D1	James HADFIELD	PBA Mk2	9	1:14.220	79.56 mph	128.05 kph

Weather / Track : Cloudy / Dry

These results are provisional until the conclusion of any judicial and technical matters.

Silverstone National

Circuit Length = 1.6404 miles

Start: 12:25 Flag 12:45 End: 12:46

Clerk Of Course :

Steward :

Timekeeper : Nick Palmer

FJHRA / HSCC Historic Formula Junior Championship Class D-H

RACE 12 - LAP CHART

LAP 1 @ 12:26:30.482			LAP 2 @ 12:27:34.675			LAP 3 @ 12:28:38.668			LAP 4 @ 12:29:42.582			LAP 5 @ 12:30:46.411		
NO	BEHIND	LAP TIME	NO	BEHIND	LAP TIME	NO	BEHIND	LAP TIME	NO	BEHIND	LAP TIME	NO	BEHIND	LAP TIME
166		1:02.600	166		1:04.193	166		1:03.993	166		1:03.914	166		1:03.829
79	0.963	1:03.563	79	1.261	1:04.491	79	1.791	1:04.523	79	2.062	1:04.185	193	3 Laps	1:20.646
54	3.329	1:05.929	54	5.147	1:06.011	54	7.223	1:06.069	54	9.792	1:06.483	79	2.518	1:04.285
4	4.995	1:07.595	194	8.824	1:07.920	194	11.986	1:07.155	194	14.448	1:06.376	54	12.110	1:06.147
194	5.097	1:07.697	122	10.139	1:08.678	122	12.372	1:06.226	122	14.631	1:06.173	122	17.074	1:06.272
122	5.654	1:08.254	93	10.919	1:09.118	93	14.174	1:07.248	93	17.675	1:07.415	194	17.547	1:06.928
93	5.994	1:08.594	74	11.811	1:09.256	74	15.769	1:07.951	74	19.538	1:07.683	93	21.297	1:07.451
74	6.748	1:09.348	171	13.586	1:09.590	171	17.801	1:08.208	73	24.983	1:08.991	74	24.087	1:08.378
98	7.819	1:10.419	98	14.390	1:10.764	73	19.906	1:09.233	55	27.103	1:08.838	73	30.195	1:09.041
171	8.189	1:10.789	73	14.666	1:09.980	55	22.179	1:09.846	42	33.432	1:12.034	55	32.283	1:09.009
73	8.879	1:11.479	55	16.326	1:10.459	42	25.312	1:11.520	4	35.373	1:08.677	4	39.044	1:07.500
55	10.060	1:12.660	42	17.785	1:11.489	65	29.345	1:12.504	65	38.362	1:12.931	42	42.672	1:13.069
42	10.489	1:13.089	65	20.834	1:12.478	4	30.610	1:07.630	60	40.040	1:12.803	65	47.792	1:13.259
65	12.549	1:15.149	60	21.633	1:11.487	60	31.151	1:13.511	171	44.146	1:30.259	60	48.759	1:12.548
60	14.339	1:16.939	160	26.908	1:15.073	160	37.517	1:14.602	160	46.642	1:13.039	171	50.718	1:10.401
160	16.028	1:18.628	4	26.973	1:26.171	66	43.278	1:17.468	66	57.528	1:18.164	160	55.724	1:12.911
66	16.889	1:19.489	66	29.803	1:17.107	193	2 Laps	3:58.682						
14	29.051	1:31.651 P												

Weather / Track : Cloudy / Dry

Results can be found at www.tsl-timing.com

Page 1 of 4

Silverstone National
 Circuit Length = 1.6404 miles
 Start: 12:25 Flag 12:45 End: 12:46

Printed - 12:47 Sunday, 18 October 2020

FJHRA / HSCC Historic Formula Junior Championship Class D-H

RACE 12 - LAP CHART

LAP 6 @ 12:31:50.709			LAP 7 @ 12:32:54.468			LAP 8 @ 12:33:58.550			LAP 9 @ 12:35:02.481			LAP 10 @ 12:36:06.234		
NO	BEHIND	LAP TIME	NO	BEHIND	LAP TIME	NO	BEHIND	LAP TIME	NO	BEHIND	LAP TIME	NO	BEHIND	LAP TIME
166		1:04.298	166		1:03.759	166		1:04.082	166		1:03.931	166		1:03.753
79	3.518	1:05.298	160	1 Lap	1:13.285	60	1 Lap	1:13.682	42	1 Lap	1:11.043	79	4.473	1:04.033
66	1 Lap	1:20.770	79	3.830	1:04.071	65	1 Lap	1:14.644	171	1 Lap	1:09.906	171	1 Lap	1:09.153
54	13.532	1:05.720	54	15.671	1:05.898	79	3.704	1:03.956	79	4.193	1:04.420	42	1 Lap	1:11.681
193	3 Laps	1:17.104	122	20.710	1:06.107	160	1 Lap	1:14.674	60	1 Lap	1:11.772	60	1 Lap	1:11.413
122	18.362	1:05.586	194	21.461	1:05.882	54	17.307	1:05.718	65	1 Lap	1:12.677	54	20.647	1:05.282
194	19.338	1:06.089	66	1 Lap	1:19.094	122	22.436	1:05.808	54	19.118	1:05.742	65	1 Lap	1:12.541
93	24.056	1:07.057	193	3 Laps	1:16.644	194	23.127	1:05.748	160	1 Lap	1:13.333	122	26.649	1:06.271
74	28.104	1:08.315	93	27.790	1:07.493	93	32.261	1:08.553	122	24.131	1:05.626	194	26.791	1:05.697
73	34.670	1:08.773	74	33.062	1:08.717	74	37.990	1:09.010	194	24.847	1:05.651	160	1 Lap	1:14.072
55	37.464	1:09.479	73	39.904	1:08.993	193	3 Laps	1:16.445	93	35.727	1:07.397	93	38.867	1:06.893
4	41.316	1:06.570	55	42.050	1:08.345	66	1 Lap	1:18.557	74	42.929	1:08.870	74	47.652	1:08.476
42	50.678	1:12.304	4	43.855	1:06.298	73	44.747	1:08.925	4	49.737	1:06.805	4	52.964	1:06.980
171	56.147	1:09.727	42	59.391	1:12.472	55	45.867	1:07.899	73	50.790	1:09.974	55	55.915	1:08.606
65	56.599	1:13.105	171	1:00.725	1:08.337	4	46.863	1:07.090	55	51.062	1:09.126	73	56.300	1:09.263
60	57.217	1:12.756							193	3 Laps	1:18.330			
									66	1 Lap	1:17.747			

Weather / Track : Cloudy / Dry

Results can be found at www.tsl-timing.com

Page 2 of 4

Silverstone National
 Circuit Length = 1.6404 miles
 Start: 12:25 Flag 12:45 End: 12:46

Printed - 12:47 Sunday, 18 October 2020

FJHRA / HSCC Historic Formula Junior Championship Class D-H

RACE 12 - LAP CHART

LAP 11 @ 12:37:10.328			LAP 12 @ 12:38:13.970			LAP 13 @ 12:39:17.985			LAP 14 @ 12:40:21.573			LAP 15 @ 12:41:25.762		
NO	BEHIND	LAP TIME	NO	BEHIND	LAP TIME	NO	BEHIND	LAP TIME	NO	BEHIND	LAP TIME	NO	BEHIND	LAP TIME
166		1:04.094	166		1:03.642	166		1:04.015	166		1:03.588	166		1:04.189
193	4 Laps	1:16.207	79	8.369	1:03.986	55	1 Lap	1:07.981	55	1 Lap	1:08.215	160	2 Laps	1:12.433
66	2 Laps	1:17.978	193	4 Laps	1:14.929	73	1 Lap	1:08.719	79	8.536	1:03.804	4	1 Lap	1:08.011
79	8.025	1:07.646	171	1 Lap	1:08.749	79	8.320	1:03.966	73	1 Lap	1:11.556	74	1 Lap	1:09.063
171	1 Lap	1:08.547	66	2 Laps	1:20.740	171	1 Lap	1:08.372	171	1 Lap	1:08.119	79	9.125	1:04.778
42	1 Lap	1:10.791	54	24.289	1:05.791	193	4 Laps	1:14.220	54	28.153	1:05.388	55	1 Lap	1:08.616
54	22.140	1:05.587	42	1 Lap	1:11.256	54	26.353	1:06.079	122	33.864	1:05.793	73	1 Lap	1:08.583
60	1 Lap	1:12.479	122	30.178	1:05.602	122	31.659	1:05.496	194	35.237	1:05.883	54	29.314	1:05.350
122	28.218	1:05.663	194	30.869	1:05.809	194	32.942	1:06.088	193	4 Laps	1:15.797	171	1 Lap	1:08.553
194	28.702	1:06.005	60	1 Lap	1:12.188	42	1 Lap	1:12.379	42	1 Lap	1:10.635	122	35.498	1:05.823
65	1 Lap	1:13.407	65	1 Lap	1:12.394	66	2 Laps	1:22.092	60	1 Lap	1:11.339	194	36.677	1:05.629
160	1 Lap	1:12.383	93	45.820	1:07.747	60	1 Lap	1:10.962	93	53.276	1:08.142	193	4 Laps	1:15.302
93	41.715	1:06.942	160	1 Lap	1:12.384	65	1 Lap	1:12.185	65	1 Lap	1:12.846	42	1 Lap	1:10.972
74	52.423	1:08.865	74	57.644	1:08.863	93	48.722	1:06.917	66	2 Laps	1:21.117	93	56.573	1:07.486
4	55.470	1:06.600	4	58.136	1:06.308	160	1 Lap	1:11.901				60	1 Lap	1:11.773
55	1:00.106	1:08.285				74	1:02.306	1:08.677						
73	1:00.498	1:08.292				4	1:02.591	1:08.470						

Weather / Track : Cloudy / Dry

Results can be found at www.tsl-timing.com

Page 3 of 4

Silverstone National
 Circuit Length = 1.6404 miles
 Start: 12:25 Flag 12:45 End: 12:46

Printed - 12:47 Sunday, 18 October 2020

FJHRA / HSCC Historic Formula Junior Championship Class D-H

RACE 12 - LAP CHART

LAP 16 @ 12:42:29.628			LAP 17 @ 12:43:33.586			LAP 18 @ 12:44:37.298			LAP 19 @ 12:45:41.599		
NO	BEHIND	LAP TIME	NO	BEHIND	LAP TIME	NO	BEHIND	LAP TIME	NO	BEHIND	LAP TIME
166		1:03.866	166		1:03.958	166		1:03.712	166		1:04.301
65	2 Laps	1:11.865	60	2 Laps	1:10.773	193	5 Laps	1:15.610	42	2 Laps	1:10.177
4	1 Lap	1:07.658	65	2 Laps	1:11.835	60	2 Laps	1:10.962	93	1 Lap	1:07.750
74	1 Lap	1:07.747	79	9.594	1:04.041	79	9.977	1:04.095	79	9.705	1:04.029
160	2 Laps	1:12.382	4	1 Lap	1:07.042	4	1 Lap	1:07.881	60	2 Laps	1:11.676
79	9.511	1:04.252	74	1 Lap	1:07.160	74	1 Lap	1:07.275	4	1 Lap	1:07.123
66	3 Laps	1:21.177	160	2 Laps	1:11.463	65	2 Laps	1:12.662	74	1 Lap	1:07.219
55	1 Lap	1:08.076	55	1 Lap	1:08.015	55	1 Lap	1:10.654	193	5 Laps	1:15.652
73	1 Lap	1:08.529	73	1 Lap	1:09.960	160	2 Laps	1:12.491	65	2 Laps	1:11.685
54	30.648	1:05.200	66	3 Laps	1:19.764	73	1 Lap	1:08.713	55	1 Lap	1:12.447
171	1 Lap	1:07.988	54	31.998	1:05.308	54	33.454	1:05.168	160	2 Laps	1:12.029
122	37.122	1:05.490	122	38.576	1:05.412	66	3 Laps	1:17.752	73	1 Lap	1:08.498
194	38.253	1:05.442	194	39.790	1:05.495	122	40.611	1:05.747	54	34.554	1:05.401
42	1 Lap	1:10.132	171	1 Lap	1:09.918	194	41.378	1:05.300	122	42.379	1:06.069
193	4 Laps	1:15.924	42	1 Lap	1:10.765	171	1 Lap	1:07.771	194	42.918	1:05.841
93	59.243	1:06.536	93	1:02.603	1:07.318				171	1 Lap	1:09.942
									66	3 Laps	1:19.494

Weather / Track : Cloudy / Dry

Results can be found at www.tsl-timing.com

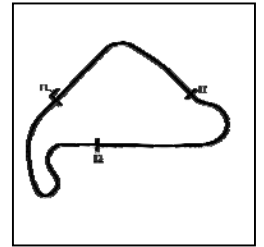
Page 4 of 4

Silverstone National
 Circuit Length = 1.6404 miles
 Start: 12:25 Flag 12:45 End: 12:46

Printed - 12:47 Sunday, 18 October 2020

FJHRA / HSCC Historic Formula Junior Championship Class D-H

RACE 12 - SECTOR ANALYSIS



SECTOR 1 = FL to I1, SECTOR 2 = I1 to I2, SECTOR 3 = I2 to FL, DIFF = Difference To Personal Best Lap, P = Crossed Finish Line in Pit Lane, D = Time Disallowed

P1 166 E1		Cam JACKSON				Brabham BT2			
IDEAL LAP TIME : 1:03.362		BEST LAP TIME : 1:03.588				DIFFERENCE : 0.226			
LAP	SECTOR 1	SECTOR 2		SECTOR 3		LAP TIME	MPH	DIFF	TIME OF DAY
1 -		21.338	124.2	26.161	115.5	1:02.600	94.33		12:26:30.482
2 -	16.613	21.312	125.4	26.268	115.5	1:04.193	91.99	0.605	12:27:34.675
3 -	16.473	21.226	125.4	26.294	115.5	1:03.993	92.28	0.405	12:28:38.668
4 -	16.537	21.113	126.1	26.264	115.1	1:03.914	92.40	0.326	12:29:42.582
5 -	16.466	21.070	126.8	26.293	116.3	1:03.829	92.52	0.241	12:30:46.411
6 -	16.430	21.549	126.3	26.319	115.9	1:04.298	91.84	0.710	12:31:50.709
7 -	16.513	20.963	127.3	26.283	116.3	1:03.759	92.62	0.171	12:32:54.468
8 -	16.457	20.947	128.8	26.678	116.3	1:04.082	92.15	0.494	12:33:58.550
9 -	16.430	21.103	127.3	26.398	116.1	1:03.931	92.37	0.343	12:35:02.481
10 -	16.549	21.014	126.8	26.190	116.3	1:03.753	92.63	0.165	12:36:06.234
11 -	16.359	20.948	128.3	26.787	116.3	1:04.094	92.14	0.506	12:37:10.328
12 -	16.450	21.062	127.5	26.130	117.0	1:03.642 (2)	92.79	0.054	12:38:13.970
13 -	16.329	20.903	124.9	26.783	116.1	1:04.015	92.25	0.427	12:39:17.985
14 -	16.437	20.981	127.3	26.170	117.0	1:03.588 (1)	92.87		12:40:21.573
15 -	16.761	21.146	126.1	26.282	116.1	1:04.189	92.00	0.601	12:41:25.762
16 -	16.500	21.117	127.3	26.249	115.5	1:03.866	92.46	0.278	12:42:29.628
17 -	16.438	21.057	126.6	26.463	115.5	1:03.958	92.33	0.370	12:43:33.586
18 -	16.511	21.044	127.5	26.157	117.2	1:03.712 (3)	92.69	0.124	12:44:37.298
19 -	16.584	21.424	127.5	26.293	115.1	1:04.301	91.84	0.713	12:45:41.599

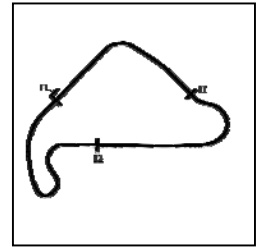
P2 79 E1		Andrew HIBBERD				Lotus 22			
IDEAL LAP TIME : 1:03.611		BEST LAP TIME : 1:03.804				DIFFERENCE : 0.193			
LAP	SECTOR 1	SECTOR 2		SECTOR 3		LAP TIME	MPH	DIFF	TIME OF DAY
1 -		21.411	125.2	26.497	113.9	1:03.563	92.91		12:26:31.445
2 -	16.755	21.137	125.4	26.599	114.1	1:04.491	91.57	0.687	12:27:35.936
3 -	16.595	21.281	125.6	26.647	113.7	1:04.523	91.52	0.719	12:28:40.459
4 -	16.585	21.108	125.9	26.492	113.7	1:04.185	92.01	0.381	12:29:44.644
5 -	16.501	21.085	126.1	26.699	112.6	1:04.285	91.86	0.481	12:30:48.929
6 -	17.292	21.234	125.4	26.772	113.1	1:05.298	90.44	1.494	12:31:54.227
7 -	16.602	21.223	126.1	26.246	113.9	1:04.071	92.17	0.267	12:32:58.298
8 -	16.553	21.110	126.3	26.293	115.1	1:03.956 (2)	92.33	0.152	12:34:02.254
9 -	17.071	21.164	125.9	26.185	115.7	1:04.420	91.67	0.616	12:35:06.674
10 -	16.685	21.107	125.9	26.241	114.3	1:04.033	92.22	0.229	12:36:10.707
11 -	16.431	20.995	126.1	30.220	114.9	1:07.646	87.30	3.842	12:37:18.353
12 -	16.485	21.143	125.6	26.358	114.3	1:03.986	92.29	0.182	12:38:22.339
13 -	16.602	21.035	125.6	26.329	114.5	1:03.966 (3)	92.32	0.162	12:39:26.305
14 -	16.454	21.000	126.8	26.350	114.1	1:03.804 (1)	92.55		12:40:30.109
15 -	16.476	21.108	126.8	27.194	112.6	1:04.778	91.16	0.974	12:41:34.887
16 -	16.653	21.119	127.0	26.480	113.1	1:04.252	91.91	0.448	12:42:39.139
17 -	16.603	21.010	127.5	26.428	113.5	1:04.041	92.21	0.237	12:43:43.180
18 -	16.694	21.117	125.9	26.284	114.5	1:04.095	92.13	0.291	12:44:47.275
19 -	16.621	21.118	125.9	26.290	114.3	1:04.029	92.23	0.225	12:45:51.304

Weather / Track : Cloudy / Dry

Silverstone National
Circuit Length = 1.6404 miles
Start: 12:25 Flag 12:45 End: 12:46

FJHRA / HSCC Historic Formula Junior Championship Class D-H

RACE 12 - SECTOR ANALYSIS



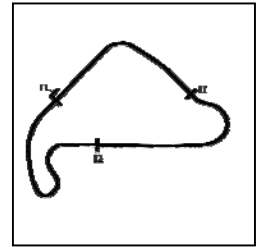
SECTOR 1 = FL to I1, SECTOR 2 = I1 to I2, SECTOR 3 = I2 to FL, DIFF = Difference To Personal Best Lap, P = Crossed Finish Line in Pit Lane, D = Time Disallowed

P3 54 D2		Peter DE LA ROCHE				Lola Mk3			
IDEAL LAP TIME : 1:05.058		BEST LAP TIME : 1:05.168				DIFFERENCE : 0.110			
LAP	SECTOR 1	SECTOR 2		SECTOR 3		LAP TIME	MPH	DIFF	TIME OF DAY
1 -		22.019	120.9	27.229	112.4	1:05.929	89.57	0.761	12:26:33.811
2 -	17.117	21.801	122.9	27.093	112.4	1:06.011	89.46	0.843	12:27:39.822
3 -	17.053	21.918	123.1	27.098	111.8	1:06.069	89.38	0.901	12:28:45.891
4 -	17.190	22.099	122.9	27.194	111.6	1:06.483	88.82	1.315	12:29:52.374
5 -	17.044	21.876	123.3	27.227	112.0	1:06.147	89.28	0.979	12:30:58.521
6 -	16.947	21.650	123.3	27.123	113.3	1:05.720	89.86	0.552	12:32:04.241
7 -	16.952	22.024	123.5	26.922	112.6	1:05.898	89.61	0.730	12:33:10.139
8 -	16.921	21.761	123.3	27.036	112.8	1:05.718	89.86	0.550	12:34:15.857
9 -	16.795	21.623	122.0	27.324	113.3	1:05.742	89.83	0.574	12:35:21.599
10 -	16.849	21.607	124.5	26.826	112.8	1:05.282 (3)	90.46	0.114	12:36:26.881
11 -	16.894	21.853	123.8	26.840	113.5	1:05.587	90.04	0.419	12:37:32.468
12 -	16.895	21.901	124.0	26.995	113.3	1:05.791	89.76	0.623	12:38:38.259
13 -	17.371	22.004	124.0	26.704	113.1	1:06.079	89.37	0.911	12:39:44.338
14 -	16.796	21.846	123.8	26.746	113.5	1:05.388	90.31	0.220	12:40:49.726
15 -	16.920	21.774	124.2	26.656	112.8	1:05.350	90.36	0.182	12:41:55.076
16 -	16.854	21.615	124.0	26.731	112.8	1:05.200 (2)	90.57	0.032	12:43:00.276
17 -	16.854	21.610	124.2	26.844	113.1	1:05.308	90.42	0.140	12:44:05.584
18 -	16.821	21.674	123.8	26.673	113.7	1:05.168 (1)	90.62		12:45:10.752
19 -	16.923	21.759	124.9	26.719	114.7	1:05.401	90.29	0.233	12:46:16.153

P4 122 E1		Adrian RUSSELL				Lotus 22			
IDEAL LAP TIME : 1:05.229		BEST LAP TIME : 1:05.412				DIFFERENCE : 0.183			
LAP	SECTOR 1	SECTOR 2		SECTOR 3		LAP TIME	MPH	DIFF	TIME OF DAY
1 -		22.455	118.5	28.028	111.0	1:08.254	86.52	2.842	12:26:36.136
2 -	17.447	22.701	122.4	28.530	113.1	1:08.678	85.99	3.266	12:27:44.814
3 -	17.265	21.508	122.9	27.453	112.6	1:06.226	89.17	0.814	12:28:51.040
4 -	17.320	21.643	119.1	27.210	114.3	1:06.173	89.24	0.761	12:29:57.213
5 -	17.302	21.671	122.0	27.299	112.8	1:06.272	89.11	0.860	12:31:03.485
6 -	17.178	21.414	122.6	26.994	112.2	1:05.586	90.04	0.174	12:32:09.071
7 -	17.143	21.686	122.9	27.278	112.6	1:06.107	89.33	0.695	12:33:15.178
8 -	17.153	21.653	122.6	27.002	113.3	1:05.808	89.74	0.396	12:34:20.986
9 -	17.042	21.634	122.9	26.950	113.5	1:05.626	89.98	0.214	12:35:26.612
10 -	16.961	21.977	122.6	27.333	112.8	1:06.271	89.11	0.859	12:36:32.883
11 -	17.084	21.447	124.0	27.132	113.9	1:05.663	89.93	0.251	12:37:38.546
12 -	17.180	21.559	123.8	26.863	113.5	1:05.602	90.02	0.190	12:38:44.148
13 -	17.055	21.472	124.5	26.969	112.9	1:05.496 (3)	90.16	0.084	12:39:49.644
14 -	17.015	21.405	123.8	27.373	112.2	1:05.793	89.76	0.381	12:40:55.437
15 -	17.152	21.751	121.3	26.920	112.8	1:05.823	89.72	0.411	12:42:01.260
16 -	17.068	21.436	123.5	26.986	112.8	1:05.490 (2)	90.17	0.078	12:43:06.750
17 -	17.011	21.503	122.9	26.898	112.6	1:05.412 (1)	90.28		12:44:12.162
18 -	17.061	21.752	122.6	26.934	113.7	1:05.747	89.82	0.335	12:45:17.909
19 -	17.380	21.430	122.9	27.259	112.8	1:06.069	89.38	0.657	12:46:23.978

FJHRA / HSCC Historic Formula Junior Championship Class D-H

RACE 12 - SECTOR ANALYSIS



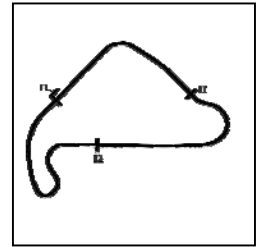
SECTOR 1 = FL to I1, SECTOR 2 = I1 to I2, SECTOR 3 = I2 to FL, DIFF = Difference To Personal Best Lap, P = Crossed Finish Line in Pit Lane, D = Time Disallowed

P5 194 E1 Clive RICHARDS		Lotus 22							
IDEAL LAP TIME : 1:05.104		BEST LAP TIME : 1:05.300		DIFFERENCE : 0.196					
LAP	SECTOR 1	SECTOR 2	SECTOR 3	LAP TIME	MPH	DIFF	TIME OF DAY		
1 -		22.733	111.1	27.911	104.3	1:07.697	87.23	2.397	12:26:35.579
2 -	17.700	22.952	114.3	27.268	105.7	1:07.920	86.95	2.620	12:27:43.499
3 -	17.337	22.328	116.7	27.490	106.2	1:07.155	87.94	1.855	12:28:50.654
4 -	17.269	21.863	117.9	27.244	106.5	1:06.376	88.97	1.076	12:29:57.030
5 -	17.797	21.846	120.2	27.285	109.2	1:06.928	88.23	1.628	12:31:03.958
6 -	17.168	21.653	120.2	27.268	108.7	1:06.089	89.35	0.789	12:32:10.047
7 -	17.134	21.776	119.8	26.972	108.8	1:05.882	89.64	0.582	12:33:15.929
8 -	17.161	21.616	120.2	26.971	109.0	1:05.748	89.82	0.448	12:34:21.677
9 -	17.045	21.689	120.2	26.917	109.0	1:05.651	89.95	0.351	12:35:27.328
10 -	16.934	21.832	120.2	26.931	107.6	1:05.697	89.89	0.397	12:36:33.025
11 -	17.222	21.692	120.9	27.091	109.7	1:06.005	89.47	0.705	12:37:39.030
12 -	17.135	21.633	119.8	27.041	108.8	1:05.809	89.73	0.509	12:38:44.839
13 -	17.090	21.829	117.7	27.169	107.4	1:06.088	89.36	0.788	12:39:50.927
14 -	17.153	21.799	118.9	26.931	108.7	1:05.883	89.63	0.583	12:40:56.810
15 -	17.041	21.720	118.7	26.868	108.8	1:05.629	89.98	0.329	12:42:02.439
16 -	17.045	21.722	118.7	26.675	108.8	1:05.442 (2)	90.24	0.142	12:43:07.881
17 -	17.053	21.643	120.2	26.799	108.3	1:05.495 (3)	90.16	0.195	12:44:13.376
18 -	16.989	21.699	119.1	26.612	109.2	1:05.300 (1)	90.43		12:45:18.676
19 -	17.481	21.558	119.6	26.802	101.3	1:05.841	89.69	0.541	12:46:24.517

P6 93 E1 Rudolf ERNST		Lotus 22							
IDEAL LAP TIME : 1:06.257		BEST LAP TIME : 1:06.536		DIFFERENCE : 0.279					
LAP	SECTOR 1	SECTOR 2	SECTOR 3	LAP TIME	MPH	DIFF	TIME OF DAY		
1 -		22.703	120.4	27.844	109.0	1:08.594	86.09	2.058	12:26:36.476
2 -	17.720	23.669	121.1	27.729	110.1	1:09.118	85.44	2.582	12:27:45.594
3 -	17.274	22.413	122.6	27.561	109.2	1:07.248	87.81	0.712	12:28:52.842
4 -	17.547	22.257	121.7	27.611	109.4	1:07.415	87.60	0.879	12:30:00.257
5 -	17.208	22.349	122.4	27.894	107.4	1:07.451	87.55	0.915	12:31:07.708
6 -	17.337	22.029	122.6	27.691	109.6	1:07.057	88.06	0.521	12:32:14.765
7 -	17.259	22.352	121.5	27.882	107.8	1:07.493	87.50	0.957	12:33:22.258
8 -	18.316	22.313	122.2	27.924	109.6	1:08.553	86.14	2.017	12:34:30.811
9 -	17.175	22.305	121.7	27.917	109.6	1:07.397	87.62	0.861	12:35:38.208
10 -	17.210	22.017	122.6	27.666	109.9	1:06.893 (2)	88.28	0.357	12:36:45.101
11 -	17.098	22.473	122.2	27.371	111.4	1:06.942	88.22	0.406	12:37:52.043
12 -	17.372	22.606	122.2	27.769	110.7	1:07.747	87.17	1.211	12:38:59.790
13 -	17.283	21.966	123.8	27.668	109.9	1:06.917 (3)	88.25	0.381	12:40:06.707
14 -	17.400	22.294	122.9	28.448	110.5	1:08.142	86.66	1.606	12:41:14.849
15 -	17.361	22.153	123.8	27.972	110.3	1:07.486	87.50	0.950	12:42:22.335
16 -	17.243	21.788	122.9	27.505	109.4	1:06.536 (1)	88.75		12:43:28.871
17 -	17.694	21.982	122.0	27.642	112.2	1:07.318	87.72	0.782	12:44:36.189
18 -	17.115	22.341	117.1	28.294	108.8	1:07.750	87.16	1.214	12:45:43.939

FJHRA / HSCC Historic Formula Junior Championship Class D-H

RACE 12 - SECTOR ANALYSIS



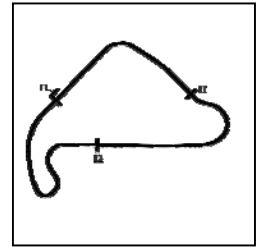
SECTOR 1 = FL to I1, SECTOR 2 = I1 to I2, SECTOR 3 = I2 to FL, DIFF = Difference To Personal Best Lap, P = Crossed Finish Line in Pit Lane, D = Time Disallowed

P7		4 E1		Michael HIBBERD		Lotus 22			
IDEAL LAP TIME : 1:06.194		BEST LAP TIME : 1:06.298		DIFFERENCE : 0.104					
LAP	SECTOR 1	SECTOR 2		SECTOR 3		LAP TIME	MPH	DIFF	TIME OF DAY
1 -		22.011	118.7	27.863	110.1	1:07.595	87.36	1.297	12:26:35.477
2 -	17.423	40.770	112.0	27.978	105.3	1:26.171	68.53	19.873	12:28:01.648
3 -	17.721	22.324	119.6	27.585	109.4	1:07.630	87.32	1.332	12:29:09.278
4 -	18.044	22.922	119.1	27.711	108.5	1:08.677	85.99	2.379	12:30:17.955
5 -	17.628	22.660	119.8	27.212	109.9	1:07.500	87.49	1.202	12:31:25.455
6 -	17.423	21.793	119.8	27.354	110.3	1:06.570 (3)	88.71	0.272	12:32:32.025
7 -	17.343	21.662	120.9	27.293	111.2	1:06.298 (1)	89.07		12:33:38.323
8 -	17.320	21.886	121.7	27.884	110.1	1:07.090	88.02	0.792	12:34:45.413
9 -	17.369	21.884	120.0	27.552	110.9	1:06.805	88.40	0.507	12:35:52.218
10 -	17.521	21.799	119.6	27.660	109.9	1:06.980	88.17	0.682	12:36:59.198
11 -	17.373	21.753	120.4	27.474	110.3	1:06.600	88.67	0.302	12:38:05.798
12 -	17.358	21.704	121.1	27.246	112.4	1:06.308 (2)	89.06	0.010	12:39:12.106
13 -	17.436	22.149	120.6	28.885	107.8	1:08.470	86.25	2.172	12:40:20.576
14 -	17.872	22.526	120.6	27.613	110.3	1:08.011	86.83	1.713	12:41:28.587
15 -	17.519	22.300	120.9	27.839	110.1	1:07.658	87.28	1.360	12:42:36.245
16 -	17.555	21.790	120.6	27.697	108.7	1:07.042	88.08	0.744	12:43:43.287
17 -	17.605	22.735	120.6	27.541	110.7	1:07.881	87.00	1.583	12:44:51.168
18 -	17.418	21.864	120.9	27.841	111.2	1:07.123	87.98	0.825	12:45:58.291

P8		74 E1		Iain ROWLEY		Lola Mk5			
IDEAL LAP TIME : 1:06.769		BEST LAP TIME : 1:07.160		DIFFERENCE : 0.391					
LAP	SECTOR 1	SECTOR 2		SECTOR 3		LAP TIME	MPH	DIFF	TIME OF DAY
1 -		22.807	119.1	27.890	110.7	1:09.348	85.15	2.188	12:26:37.230
2 -	17.664	23.523	119.6	28.069	111.6	1:09.256	85.27	2.096	12:27:46.486
3 -	17.484	22.677	120.0	27.790	109.7	1:07.951	86.91	0.791	12:28:54.437
4 -	17.475	22.383	120.2	27.825	110.1	1:07.683	87.25	0.523	12:30:02.120
5 -	17.563	22.613	119.6	28.202	110.3	1:08.378	86.36	1.218	12:31:10.498
6 -	17.605	22.433	119.4	28.277	109.4	1:08.315	86.44	1.155	12:32:18.813
7 -	17.539	22.763	118.9	28.415	108.5	1:08.717	85.94	1.557	12:33:27.530
8 -	17.494	22.610	120.6	28.906	107.1	1:09.010	85.57	1.850	12:34:36.540
9 -	17.734	22.622	118.5	28.514	109.2	1:08.870	85.75	1.710	12:35:45.410
10 -	17.609	22.617	118.3	28.250	108.3	1:08.476	86.24	1.316	12:36:53.886
11 -	17.787	22.649	118.3	28.429	108.7	1:08.865	85.75	1.705	12:38:02.751
12 -	17.681	22.603	118.3	28.579	109.4	1:08.863	85.75	1.703	12:39:11.614
13 -	17.655	22.531	116.1	28.491	108.8	1:08.677	85.99	1.517	12:40:20.291
14 -	17.758	23.009	118.7	28.296	109.9	1:09.063	85.51	1.903	12:41:29.354
15 -	17.597	22.221	121.1	27.929	110.7	1:07.747	87.17	0.587	12:42:37.101
16 -	17.411	22.207	120.6	27.542	111.2	1:07.160 (1)	87.93		12:43:44.261
17 -	17.267	22.369	121.3	27.639	111.2	1:07.275 (3)	87.78	0.115	12:44:51.536
18 -	17.407	21.960	121.5	27.852	111.2	1:07.219 (2)	87.85	0.059	12:45:58.755

FJHRA / HSCC Historic Formula Junior Championship Class D-H

RACE 12 - SECTOR ANALYSIS



SECTOR 1 = FL to I1, SECTOR 2 = I1 to I2, SECTOR 3 = I2 to FL, DIFF = Difference To Personal Best Lap, P = Crossed Finish Line in Pit Lane, D = Time Disallowed

P9 55 D2		Chris DRAKE		Elva 300					
IDEAL LAP TIME : 1:07.683		BEST LAP TIME : 1:07.899		DIFFERENCE : 0.216					
LAP	SECTOR 1	SECTOR 2		SECTOR 3		LAP TIME	MPH	DIFF	TIME OF DAY
1 -		23.313	113.3	28.885	109.6	1:12.660	81.27	4.761	12:26:40.542
2 -	17.814	23.688	114.7	28.957	109.7	1:10.459	83.81	2.560	12:27:51.001
3 -	17.802	23.156	117.1	28.888	107.6	1:09.846	84.55	1.947	12:29:00.847
4 -	17.579	22.731	118.1	28.528	108.3	1:08.838	85.79	0.939	12:30:09.685
5 -	17.652	22.695	116.7	28.662	107.6	1:09.009	85.57	1.110	12:31:18.694
6 -	17.950	23.019	112.4	28.510	108.3	1:09.479	84.99	1.580	12:32:28.173
7 -	17.518	22.508	118.5	28.319	108.7	1:08.345	86.40	0.446	12:33:36.518
8 -	17.373	22.500	119.6	28.026	108.3	1:07.899 (1)	86.97		12:34:44.417
9 -	17.274	22.925	112.5	28.927	110.1	1:09.126	85.43	1.227	12:35:53.543
10 -	17.726	22.594	120.0	28.286	109.6	1:08.606	86.08	0.707	12:37:02.149
11 -	17.421	22.534	118.9	28.330	109.0	1:08.285	86.48	0.386	12:38:10.434
12 -	17.422	22.514	119.6	28.045	109.4	1:07.981 (2)	86.87	0.082	12:39:18.415
13 -	17.377	22.768	118.1	28.070	108.1	1:08.215	86.57	0.316	12:40:26.630
14 -	17.611	22.670	115.7	28.335	107.6	1:08.616	86.06	0.717	12:41:35.246
15 -	17.397	22.767	118.9	27.912	108.7	1:08.076	86.75	0.177	12:42:43.322
16 -	17.510	22.596	119.1	27.909	108.1	1:08.015 (3)	86.82	0.116	12:43:51.337
17 -	17.594	23.746	106.5	29.314	95.4	1:10.654	83.58	2.755	12:45:01.991
18 -	18.993	24.007	106.6	29.447	98.1	1:12.447	81.51	4.548	12:46:14.438

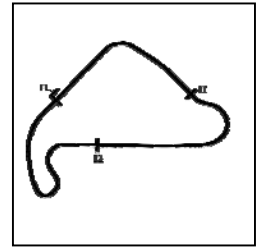
P10 73 E1		Peter ANSTISS		Lotus 20/22					
IDEAL LAP TIME : 1:07.927		BEST LAP TIME : 1:08.292		DIFFERENCE : 0.365					
LAP	SECTOR 1	SECTOR 2		SECTOR 3		LAP TIME	MPH	DIFF	TIME OF DAY
1 -		23.292	116.9	28.241	107.8	1:11.479	82.62	3.187	12:26:39.361
2 -	17.931	23.246	115.3	28.803	107.9	1:09.980	84.39	1.688	12:27:49.341
3 -	18.116	22.961	116.9	28.156	107.9	1:09.233	85.30	0.941	12:28:58.574
4 -	17.663	22.685	117.1	28.643	105.7	1:08.991	85.60	0.699	12:30:07.565
5 -	18.140	22.530	117.1	28.371	108.1	1:09.041	85.53	0.749	12:31:16.606
6 -	17.841	22.430	117.1	28.502	106.4	1:08.773	85.87	0.481	12:32:25.379
7 -	17.910	22.611	117.1	28.472	106.2	1:08.993	85.59	0.701	12:33:34.372
8 -	17.954	22.521	117.5	28.450	108.3	1:08.925	85.68	0.633	12:34:43.297
9 -	17.861	22.921	116.7	29.192	107.6	1:09.974	84.39	1.682	12:35:53.271
10 -	17.803	22.783	117.7	28.677	107.9	1:09.263	85.26	0.971	12:37:02.534
11 -	17.667	22.254	119.6	28.371	108.8	1:08.292 (1)	86.47		12:38:10.826
12 -	17.603	22.249	117.7	28.867	107.2	1:08.719	85.93	0.427	12:39:19.545
13 -	17.616	25.216	114.7	28.724	108.1	1:11.556	82.53	3.264	12:40:31.101
14 -	17.522	22.644	118.1	28.417	107.9	1:08.583	86.10	0.291	12:41:39.684
15 -	17.819	22.501	117.9	28.209	107.1	1:08.529 (3)	86.17	0.237	12:42:48.213
16 -	17.969	22.777	117.3	29.214	106.7	1:09.960	84.41	1.668	12:43:58.173
17 -	17.822	22.570	117.1	28.321	108.1	1:08.713	85.94	0.421	12:45:06.886
18 -	17.683	22.433	118.3	28.382	107.9	1:08.498 (2)	86.21	0.206	12:46:15.384

Weather / Track : Cloudy / Dry

Silverstone National
Circuit Length = 1.6404 miles
Start: 12:25 Flag 12:45 End: 12:46

FJHRA / HSCC Historic Formula Junior Championship Class D-H

RACE 12 - SECTOR ANALYSIS



SECTOR 1 = FL to I1, SECTOR 2 = I1 to I2, SECTOR 3 = I2 to FL, DIFF = Difference To Personal Best Lap, P = Crossed Finish Line in Pit Lane, D = Time Disallowed

P11 171 D2		Steve ALLEN				Lotus 20			
IDEAL LAP TIME : 1:07.623		BEST LAP TIME : 1:07.771				DIFFERENCE : 0.148			
LAP	SECTOR 1	SECTOR 2		SECTOR 3		LAP TIME	MPH	DIFF	TIME OF DAY
1 -		23.293	113.1	28.728	101.1	1:10.789	83.42	3.018	12:26:38.671
2 -	18.213	23.118	117.9	28.259	109.7	1:09.590	84.86	1.819	12:27:48.261
3 -	17.652	22.568	118.9	27.988	109.6	1:08.208	86.58	0.437	12:28:56.469
4 -	17.784	22.475	118.7	50.000	88.6	1:30.259	65.43	22.488	12:30:26.728
5 -	19.059	23.027	116.7	28.315	109.6	1:10.401	83.88	2.630	12:31:37.129
6 -	18.131	22.706	112.5	28.890	108.1	1:09.727	84.69	1.956	12:32:46.856
7 -	17.826	22.401	119.1	28.110	109.6	1:08.337	86.41	0.566	12:33:55.193
8 -	17.670	23.255	106.0	28.981	111.6	1:09.906	84.48	2.135	12:35:05.099
9 -	18.048	23.017	118.9	28.088	108.7	1:09.153	85.40	1.382	12:36:14.252
10 -	17.832	22.420	117.3	28.295	108.1	1:08.547	86.15	0.776	12:37:22.799
11 -	17.678	22.427	118.3	28.644	108.1	1:08.749	85.90	0.978	12:38:31.548
12 -	17.630	22.500	115.7	28.242	108.7	1:08.372	86.37	0.601	12:39:39.920
13 -	17.415	22.421	118.5	28.283	108.8	1:08.119 (3)	86.69	0.348	12:40:48.039
14 -	17.774	22.626	117.7	28.153	109.6	1:08.553	86.14	0.782	12:41:56.592
15 -	17.392	22.243	119.4	28.353	109.2	1:07.988 (2)	86.86	0.217	12:43:04.580
16 -	17.637	23.455	115.1	28.826	110.3	1:09.918	84.46	2.147	12:44:14.498
17 -	17.434	22.349	114.5	27.988	109.7	1:07.771 (1)	87.14		12:45:22.269
18 -	17.439	22.591	117.9	29.912	104.8	1:09.942	84.43	2.171	12:46:32.211

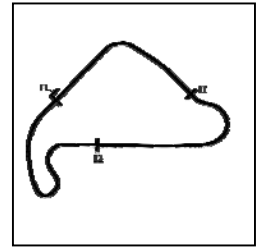
P12 42 D2		Martin AUBERT				Lotus 20			
IDEAL LAP TIME : 1:10.018		BEST LAP TIME : 1:10.132				DIFFERENCE : 0.114			
LAP	SECTOR 1	SECTOR 2		SECTOR 3		LAP TIME	MPH	DIFF	TIME OF DAY
1 -		23.526	116.3	29.393	109.2	1:13.089	80.80	2.957	12:26:40.971
2 -	17.998	24.227	112.4	29.264	108.1	1:11.489	82.60	1.357	12:27:52.460
3 -	18.012	24.074	108.5	29.434	107.1	1:11.520	82.57	1.388	12:29:03.980
4 -	18.199	24.200	113.5	29.635	106.2	1:12.034	81.98	1.902	12:30:16.014
5 -	18.944	24.446	106.1	29.679	105.9	1:13.069	80.82	2.937	12:31:29.083
6 -	18.523	23.991	108.5	29.790	106.5	1:12.304	81.67	2.172	12:32:41.387
7 -	18.534	23.848	108.9	30.090	105.7	1:12.472	81.48	2.340	12:33:53.859
8 -	18.472	23.678	112.5	28.893	108.1	1:11.043	83.12	0.911	12:35:04.902
9 -	18.816	23.879	112.7	28.986	108.3	1:11.681	82.38	1.549	12:36:16.583
10 -	17.945	23.707	113.7	29.139	106.5	1:10.791	83.42	0.659	12:37:27.374
11 -	18.173	24.039	114.1	29.044	106.9	1:11.256	82.87	1.124	12:38:38.630
12 -	18.869	24.331	113.7	29.179	107.6	1:12.379	81.59	2.247	12:39:51.009
13 -	18.351	23.699	115.3	28.585	107.6	1:10.635 (3)	83.60	0.503	12:41:01.644
14 -	18.409	23.715	110.5	28.848	107.9	1:10.972	83.21	0.840	12:42:12.616
15 -	18.056	23.501	114.7	28.575	106.9	1:10.132 (1)	84.20		12:43:22.748
16 -	18.242	23.619	110.7	28.904	106.5	1:10.765	83.45	0.633	12:44:33.513
17 -	18.078	23.527	112.4	28.572	108.1	1:10.177 (2)	84.15	0.045	12:45:43.690

Weather / Track : Cloudy / Dry

Silverstone National
Circuit Length = 1.6404 miles
Start: 12:25 Flag 12:45 End: 12:46

FJHRA / HSCC Historic Formula Junior Championship Class D-H

RACE 12 - SECTOR ANALYSIS



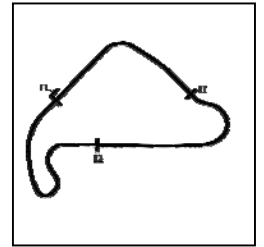
SECTOR 1 = FL to I1, SECTOR 2 = I1 to I2, SECTOR 3 = I2 to FL, DIFF = Difference To Personal Best Lap, P = Crossed Finish Line in Pit Lane, D = Time Disallowed

P13 60 E1		Syd FRASER				Lotus 20/22			
IDEAL LAP TIME : 1:10.438		BEST LAP TIME : 1:10.773				DIFFERENCE : 0.335			
LAP	SECTOR 1	SECTOR 2		SECTOR 3		LAP TIME	MPH	DIFF	TIME OF DAY
1 -		24.828	113.7	29.569	108.8	1:16.939	76.75	6.166	12:26:44.821
2 -	18.668	23.562	118.9	29.257	105.2	1:11.487	82.61	0.714	12:27:56.308
3 -	18.698	23.984	110.0	30.829	102.1	1:13.511	80.33	2.738	12:29:09.819
4 -	18.811	23.601	114.1	30.391	102.2	1:12.803	81.11	2.030	12:30:22.622
5 -	19.016	23.313	109.6	30.219	102.9	1:12.548	81.40	1.775	12:31:35.170
6 -	18.930	23.807	99.1	30.019	104.7	1:12.756	81.17	1.983	12:32:47.926
7 -	19.166	23.583	115.5	30.933	105.0	1:13.682	80.15	2.909	12:34:01.608
8 -	18.714	22.964	112.4	30.094	102.2	1:11.772	82.28	0.999	12:35:13.380
9 -	18.852	22.943	116.7	29.618	108.8	1:11.413	82.69	0.640	12:36:24.793
10 -	18.820	24.048	117.3	29.611	104.8	1:12.479	81.48	1.706	12:37:37.272
11 -	19.265	23.176	117.1	29.747	105.9	1:12.188	81.80	1.415	12:38:49.460
12 -	18.357	23.114	118.3	29.491	108.1	1:10.962 (2)	83.22	0.189	12:40:00.422
13 -	18.255	23.432	114.5	29.652	107.8	1:11.339	82.78	0.566	12:41:11.761
14 -	18.584	23.242	114.1	29.947	108.5	1:11.773	82.28	1.000	12:42:23.534
15 -	18.238	22.958	115.7	29.577	109.2	1:10.773 (1)	83.44		12:43:34.307
16 -	18.291	23.020	110.9	29.651	107.8	1:10.962 (2)	83.22	0.189	12:44:45.269
17 -	18.450	23.668	118.7	29.558	106.5	1:11.676	82.39	0.903	12:45:56.945

P14 65 E1		Richard FERRIS				Donford FJ			
IDEAL LAP TIME : 1:11.326		BEST LAP TIME : 1:11.685				DIFFERENCE : 0.359			
LAP	SECTOR 1	SECTOR 2		SECTOR 3		LAP TIME	MPH	DIFF	TIME OF DAY
1 -		24.546	109.6	29.470	103.5	1:15.149	78.58	3.464	12:26:43.031
2 -	18.992	23.962	110.7	29.524	103.2	1:12.478	81.48	0.793	12:27:55.509
3 -	18.622	24.073	110.5	29.809	101.8	1:12.504	81.45	0.819	12:29:08.013
4 -	18.907	23.832	112.5	30.192	101.4	1:12.931	80.97	1.246	12:30:20.944
5 -	19.398	24.097	112.2	29.764	102.9	1:13.259	80.61	1.574	12:31:34.203
6 -	19.339	24.047	111.6	29.719	101.8	1:13.105	80.78	1.420	12:32:47.308
7 -	19.299	24.568	109.2	30.777	102.5	1:14.644	79.11	2.959	12:34:01.952
8 -	19.129	23.984	112.4	29.564	104.3	1:12.677	81.25	0.992	12:35:14.629
9 -	18.892	23.840	111.4	29.809	100.8	1:12.541	81.41	0.856	12:36:27.170
10 -	18.864	24.478	111.1	30.065	102.9	1:13.407	80.45	1.722	12:37:40.577
11 -	18.617	23.897	112.7	29.880	102.2	1:12.394	81.57	0.709	12:38:52.971
12 -	18.687	23.880	112.9	29.618	98.4	1:12.185	81.81	0.500	12:40:05.156
13 -	19.195	24.390	111.8	29.261	103.0	1:12.846	81.07	1.161	12:41:18.002
14 -	18.378	24.183	107.2	29.304	100.1	1:11.865 (3)	82.17	0.180	12:42:29.867
15 -	18.233	24.278	110.0	29.324	102.1	1:11.835 (2)	82.21	0.150	12:43:41.702
16 -	18.574	24.129	103.4	29.959	101.9	1:12.662	81.27	0.977	12:44:54.364
17 -	18.395	23.991	109.4	29.299	102.1	1:11.685 (1)	82.38		12:46:06.049

FJHRA / HSCC Historic Formula Junior Championship Class D-H

RACE 12 - SECTOR ANALYSIS



SECTOR 1 = FL to I1, SECTOR 2 = I1 to I2, SECTOR 3 = I2 to FL, DIFF = Difference To Personal Best Lap, P = Crossed Finish Line in Pit Lane, D = Time Disallowed

P15 160 H		Roger FOWLER				Lola T60			
IDEAL LAP TIME : 1:11.405		BEST LAP TIME : 1:11.463				DIFFERENCE : 0.058			
LAP	SECTOR 1	SECTOR 2		SECTOR 3		LAP TIME	MPH	DIFF	TIME OF DAY
1 -		26.082	103.8	30.317	96.8	1:18.628	75.10	7.165	12:26:46.510
2 -	19.304	26.024	102.6	29.745	95.1	1:15.073	78.66	3.610	12:28:01.583
3 -	19.668	25.292	104.8	29.642	95.5	1:14.602	79.16	3.139	12:29:16.185
4 -	19.138	24.431	104.5	29.470	97.1	1:13.039	80.85	1.576	12:30:29.224
5 -	19.163	24.264	106.0	29.484	97.2	1:12.911	80.99	1.448	12:31:42.135
6 -	19.089	24.380	105.0	29.816	94.0	1:13.285	80.58	1.822	12:32:55.420
7 -	19.421	25.392	104.5	29.861	97.5	1:14.674	79.08	3.211	12:34:10.094
8 -	19.022	24.342	104.2	29.969	96.5	1:13.333	80.53	1.870	12:35:23.427
9 -	19.335	25.042	103.5	29.695	97.5	1:14.072	79.72	2.609	12:36:37.499
10 -	18.964	24.103	105.1	29.316	98.3	1:12.383	81.58	0.920	12:37:49.882
11 -	19.007	24.163	106.3	29.214	99.6	1:12.384	81.58	0.921	12:39:02.266
12 -	18.818	23.799	106.0	29.284	96.9	1:11.901 (2)	82.13	0.438	12:40:14.167
13 -	18.973	24.059	107.5	29.401	96.4	1:12.433	81.53	0.970	12:41:26.600
14 -	18.730	24.437	107.0	29.215	100.8	1:12.382	81.59	0.919	12:42:38.982
15 -	18.501	23.857	107.5	29.105	98.8	1:11.463 (1)	82.63		12:43:50.445
16 -	18.832	24.208	109.1	29.451	99.4	1:12.491	81.46	1.028	12:45:02.936
17 -	18.788	23.823	108.4	29.418	98.8	1:12.029 (3)	81.99	0.566	12:46:14.965

P16 66 D2		David DREW				Ausper T3			
IDEAL LAP TIME : 1:15.132		BEST LAP TIME : 1:17.107				DIFFERENCE : 1.975			
LAP	SECTOR 1	SECTOR 2		SECTOR 3		LAP TIME	MPH	DIFF	TIME OF DAY
1 -		25.653	98.8	30.785	99.6	1:19.489	74.29	2.382	12:26:47.371
2 -	19.663	26.422	101.0	31.022	99.6	1:17.107 (1)	76.59		12:28:04.478
3 -	19.559	26.346	96.8	31.563	98.4	1:17.468 (2)	76.23	0.361	12:29:21.946
4 -	20.116	25.814	97.1	32.234	96.8	1:18.164	75.55	1.057	12:30:40.110
5 -	20.171	27.026	93.0	33.573	93.0	1:20.770	73.11	3.663	12:32:00.880
6 -	21.308	26.034	98.8	31.752	97.2	1:19.094	74.66	1.987	12:33:19.974
7 -	20.694	25.823	108.7	32.040	99.0	1:18.557	75.17	1.450	12:34:38.531
8 -	20.849	24.975	99.1	31.923	99.0	1:17.747 (3)	75.96	0.640	12:35:56.278
9 -	19.975	24.788	100.9	33.215	96.7	1:17.978	75.73	0.871	12:37:14.256
10 -	20.285	26.315	104.6	34.140	88.5	1:20.740	73.14	3.633	12:38:34.996
11 -	22.604	26.487	96.5	33.001	94.6	1:22.092	71.93	4.985	12:39:57.088
12 -	20.425	27.169	102.6	33.523	90.8	1:21.117	72.80	4.010	12:41:18.205
13 -	20.615	26.224	101.0	34.338	95.0	1:21.177	72.75	4.070	12:42:39.382
14 -	21.849	25.483	96.5	32.432	97.1	1:19.764	74.03	2.657	12:43:59.146
15 -	19.713	25.473	105.3	32.566	92.7	1:17.752	75.95	0.645	12:45:16.898
16 -	21.428	26.365	102.4	31.701	96.7	1:19.494	74.29	2.387	12:46:36.392

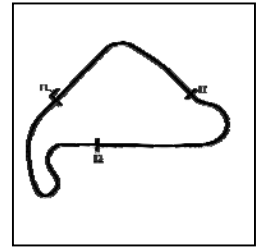
P17 193 D1		James HADFIELD				PBA Mk2			
IDEAL LAP TIME : 1:13.927		BEST LAP TIME : 1:14.220				DIFFERENCE : 0.293			
LAP	SECTOR 1	SECTOR 2		SECTOR 3		LAP TIME	MPH	DIFF	TIME OF DAY
1 -	OUTLAP	1:06.158	95.4	33.584	92.6	3:58.682	24.74	2:44.462	12:29:26.564
2 -	22.048	25.919	102.4	32.679	91.4	1:20.646	73.22	6.426	12:30:47.210
3 -	21.066	24.850	105.3	31.188	98.8	1:17.104	76.59	2.884	12:32:04.314
4 -	19.892	25.735	106.5	31.017	99.4	1:16.644	77.05	2.424	12:33:20.958
5 -	20.142	24.634	110.7	31.669	96.8	1:16.445	77.25	2.225	12:34:37.403
6 -	20.172	25.020	100.7	33.138	98.3	1:18.330	75.39	4.110	12:35:55.733
7 -	19.854	25.052	100.6	31.301	102.1	1:16.207	77.49	1.987	12:37:11.940
8 -	19.551	24.604	99.1	30.774	101.3	1:14.929 (2)	78.81	0.709	12:38:26.869
9 -	19.397	24.175	104.6	30.648	98.5	1:14.220 (1)	79.56		12:39:41.089
10 -	19.774	25.302	108.2	30.721	96.7	1:15.797	77.91	1.577	12:40:56.886
11 -	19.464	25.291	104.5	30.547	99.9	1:15.302 (3)	78.42	1.082	12:42:12.188
12 -	20.563	24.764	105.0	30.597	101.8	1:15.924	77.78	1.704	12:43:28.112
13 -	20.066	24.515	110.0	31.029	97.7	1:15.610	78.10	1.390	12:44:43.722
14 -	20.305	24.992	108.7	30.355	102.2	1:15.652	78.06	1.432	12:45:59.374

Weather / Track : Cloudy / Dry

Silverstone National
Circuit Length = 1.6404 miles
Start: 12:25 Flag 12:45 End: 12:46

FJHRA / HSCC Historic Formula Junior Championship Class D-H

RACE 12 - SECTOR ANALYSIS



SECTOR 1 = FL to I1, SECTOR 2 = I1 to I2, SECTOR 3 = I2 to FL, DIFF = Difference To Personal Best Lap, P = Crossed Finish Line in Pit Lane, D = Time Disallowed

P18 98 E1		Tim CHILD				Cooper T59			
IDEAL LAP TIME : 1:09.751		BEST LAP TIME : 1:10.764		DIFFERENCE : 1.013					
LAP	SECTOR 1	SECTOR 2		SECTOR 3		LAP TIME	MPH	DIFF	TIME OF DAY
1 -		22.973	118.7	28.527	107.8	1:10.419	83.86		12:26:38.301
2 -	18.251	23.743	117.9	28.770	107.8	1:10.764 (1)	83.45		12:27:49.065

P19 14 B1		Graham BARRON				Gemini Mk2			
IDEAL LAP TIME :		BEST LAP TIME :		DIFFERENCE :					
LAP	SECTOR 1	SECTOR 2		SECTOR 3		LAP TIME	MPH	DIFF	TIME OF DAY
1 -		27.342	82.9	IN PIT		1:31.651	P 64.43		12:26:59.533

FJHRA / HSCC Historic Formula Junior Championship Class D-H

RACE 12 - BEST SECTORS

SECTOR 1			SECTOR 2			SECTOR 3			IDEAL / BEST COMPARISON						
POS	NO	NAME	TIME	NO	NAME	TIME	NO	NAME	TIME	POS	NO	NAME	IDEAL	BEST	DIFF
													PERFECT LAP	1:03.362	
1	166	JACKSON	16.329	166	JACKSON	20.903	166	JACKSON	26.130	1	166	JACKSON	1:03.362	1:03.588	0.226
2	79	HIBBERD	16.431	79	HIBBERD	20.995	79	HIBBERD	26.185	2	79	HIBBERD	1:03.611	1:03.804	0.193
3	54	DE LA ROCHE	16.795	122	RUSSELL	21.405	194	RICHARDS	26.612	3	54	DE LA ROCHE	1:05.058	1:05.168	0.110
4	194	RICHARDS	16.934	194	RICHARDS	21.558	54	DE LA ROCHE	26.656	4	194	RICHARDS	1:05.104	1:05.300	0.196
5	122	RUSSELL	16.961	54	DE LA ROCHE	21.607	122	RUSSELL	26.863	5	122	RUSSELL	1:05.229	1:05.412	0.183
6	93	ERNST	17.098	4	HIBBERD	21.662	4	HIBBERD	27.212	6	4	HIBBERD	1:06.194	1:06.298	0.104
7	74	ROWLEY	17.267	93	ERNST	21.788	93	ERNST	27.371	7	93	ERNST	1:06.257	1:06.536	0.279
8	55	DRAKE	17.274	74	ROWLEY	21.960	74	ROWLEY	27.542	8	74	ROWLEY	1:06.769	1:07.160	0.391
9	4	HIBBERD	17.320	171	ALLEN	22.243	55	DRAKE	27.909	9	171	ALLEN	1:07.623	1:07.771	0.148
10	171	ALLEN	17.392	73	ANSTISS	22.249	171	ALLEN	27.988	10	55	DRAKE	1:07.683	1:07.899	0.216
11	73	ANSTISS	17.522	55	DRAKE	22.500	73	ANSTISS	28.156	11	73	ANSTISS	1:07.927	1:08.292	0.365
12	42	AUBERT	17.945	60	FRASER	22.943	98	CHILD	28.527	12	98	CHILD	1:09.751	1:10.764	1.013
13	65	FERRIS	18.233	98	CHILD	22.973	42	AUBERT	28.572	13	42	AUBERT	1:10.018	1:10.132	0.114
14	60	FRASER	18.238	42	AUBERT	23.501	160	FOWLER	29.105	14	60	FRASER	1:10.438	1:10.773	0.335
15	98	CHILD	18.251	160	FOWLER	23.799	60	FRASER	29.257	15	65	FERRIS	1:11.326	1:11.685	0.359
16	160	FOWLER	18.501	65	FERRIS	23.832	65	FERRIS	29.261	16	160	FOWLER	1:11.405	1:11.463	0.058
17	193	HADFIELD	19.397	193	HADFIELD	24.175	193	HADFIELD	30.355	17	193	HADFIELD	1:13.927	1:14.220	0.293
18	66	DREW	19.559	66	DREW	24.788	66	DREW	30.785	18	66	DREW	1:15.132	1:17.107	1.975
19				14	BARRON	27.342				19	14	BARRON			

Weather / Track : Cloudy / Dry

Results can be found at www.tsl-timing.com

Silverstone National
 Circuit Length = 1.6404 miles
 Start: 12:25 Flag 12:45 End: 00:00

Printed - 12:46 Sunday, 18 October 2020

FJHRA / HSCC Historic Formula Junior Championship Class D-H

RACE 12 - BEST SPEEDS

POS	INTERMEDIATE 1 - NO SPEED TRAP		INTERMEDIATE 2		FINISH LINE		MPH	
	NO	NAME	NO	NAME	NO	NAME		
1			166	JACKSON	128.8	166	JACKSON	117.2
2			79	HIBBERD	127.5	79	HIBBERD	115.7
3			54	DE LA ROCHE	124.9	54	DE LA ROCHE	114.7
4			122	RUSSELL	124.5	122	RUSSELL	114.3
5			93	ERNST	123.8	4	HIBBERD	112.4
6			4	HIBBERD	121.7	93	ERNST	112.2
7			74	ROWLEY	121.5	74	ROWLEY	111.6
8			194	RICHARDS	120.9	171	ALLEN	111.6
9			55	DRAKE	120.0	55	DRAKE	110.1
10			73	ANSTISS	119.6	194	RICHARDS	109.7
11			171	ALLEN	119.4	42	AUBERT	109.2
12			60	FRASER	118.9	60	FRASER	109.2
13			98	CHILD	118.7	73	ANSTISS	108.8
14			42	AUBERT	116.3	98	CHILD	107.8
15			65	FERRIS	112.9	65	FERRIS	104.3
16			193	HADFIELD	110.7	193	HADFIELD	102.2
17			160	FOWLER	109.1	160	FOWLER	100.8
18			66	DREW	108.7	66	DREW	99.6
19			14	BARRON	82.9			

Weather / Track : Cloudy / Dry

Results can be found at www.tsl-timing.com

Silverstone National
Circuit Length = 1.6404 miles
Start: 12:25 Flag 12:45 End: 12:46

Printed - 12:47 Sunday, 18 October 2020

FJHRA / HSCC Historic Formula Junior Championship Class D-H

RACE 12 - STATISTICS

Competitors Started 19
Planned Start 2020-10-18 @ 13:05:00.000
Actual Start 2020-10-18 @ 12:25:27.881
Finish Time 2020-10-18 @ 12:45:41.598
Track Length 1.6404mi.
Total Laps 304
Total Distance Covered 498.7008mi.

Session Fastest Lap History

NO	CL	NAME	LAP TIME	TIME OF DAY	LAP	VEHICLE
166	E1	Cam JACKSON	1:04.193	12:27:34.663	2	Brabham BT2
166	E1	Cam JACKSON	1:03.993	12:28:38.655	3	Brabham BT2
166	E1	Cam JACKSON	1:03.914	12:29:42.570	4	Brabham BT2
166	E1	Cam JACKSON	1:03.829	12:30:46.398	5	Brabham BT2
166	E1	Cam JACKSON	1:03.759	12:32:54.456	7	Brabham BT2
166	E1	Cam JACKSON	1:03.753	12:36:06.222	10	Brabham BT2
166	E1	Cam JACKSON	1:03.642	12:38:13.958	12	Brabham BT2
166	E1	Cam JACKSON	1:03.588	12:40:21.561	14	Brabham BT2

Session Leader History

NO	CL	NAME	FROM LAP	LAPS LED	DISTANCE	VEHICLE
166	E1	Cam JACKSON	1	19	31.16 miles	Brabham BT2

Flag History

TYPE	TIME OF DAY
GREEN	12:25:27.881
FINISH	12:45:41.598

Flag Statistics

TYPE	COUNT	TOTAL LAPS	TOTAL TIME
Green	1	19	21:24.151
Red	0	0	0.000
Safety Car	0	0	0.000
FCY	0	0	0.000

Weather / Track : Cloudy / Dry

FJHRA / HSCC Historic Formula Junior Championship Class D-H

RACE 12 - STATISTICS

CLASS : D2

5 Starters

Fastest Lap History

NO	NAME	LAP TIME	TIME OF DAY	LAP	VEHICLE
54	Peter DE LA ROCHE	1:06.011	12:27:39.810	2	Lola Mk3
54	Peter DE LA ROCHE	1:05.720	12:32:04.229	6	Lola Mk3
54	Peter DE LA ROCHE	1:05.718	12:34:15.845	8	Lola Mk3
54	Peter DE LA ROCHE	1:05.282	12:36:26.870	10	Lola Mk3
54	Peter DE LA ROCHE	1:05.200	12:43:00.264	16	Lola Mk3
54	Peter DE LA ROCHE	1:05.168	12:45:10.739	18	Lola Mk3

Leader History

NO	NAME	FROM LAP	LAPS LED	DISTANCE	VEHICLE
54	Peter DE LA ROCHE	1	19	31.16 miles	Lola Mk3

Weather / Track : Cloudy / Dry

Results can be found at www.tsl-timing.com

Page 2 of 6

Silverstone National
Circuit Length = 1.6404 miles
Start: 12:25 Flag 12:45 End: 12:46
Printed - 12:48 Sunday, 18 October 2020

FJHRA / HSCC Historic Formula Junior Championship Class D-H

RACE 12 - STATISTICS

CLASS : E1

11 Starters

Fastest Lap History

NO	NAME	LAP TIME	TIME OF DAY	LAP	VEHICLE
166	Cam JACKSON	1:04.193	12:27:34.663	2	Brabham BT2
166	Cam JACKSON	1:03.993	12:28:38.655	3	Brabham BT2
166	Cam JACKSON	1:03.914	12:29:42.570	4	Brabham BT2
166	Cam JACKSON	1:03.829	12:30:46.398	5	Brabham BT2
166	Cam JACKSON	1:03.759	12:32:54.456	7	Brabham BT2
166	Cam JACKSON	1:03.753	12:36:06.222	10	Brabham BT2
166	Cam JACKSON	1:03.642	12:38:13.958	12	Brabham BT2
166	Cam JACKSON	1:03.588	12:40:21.561	14	Brabham BT2

Leader History

NO	NAME	FROM LAP	LAPS LED	DISTANCE	VEHICLE
166	Cam JACKSON	1	19	31.16 miles	Brabham BT2

FJHRA / HSCC Historic Formula Junior Championship Class D-H

RACE 12 - STATISTICS

CLASS : H

1 Starters

Fastest Lap History

NO	NAME	LAP TIME	TIME OF DAY	LAP	VEHICLE
160	Roger FOWLER	1:15.073	12:28:01.568	2	Lola T60
160	Roger FOWLER	1:14.602	12:29:16.171	3	Lola T60
160	Roger FOWLER	1:13.039	12:30:29.210	4	Lola T60
160	Roger FOWLER	1:12.911	12:31:42.121	5	Lola T60
160	Roger FOWLER	1:12.383	12:37:49.868	10	Lola T60
160	Roger FOWLER	1:11.901	12:40:14.153	12	Lola T60
160	Roger FOWLER	1:11.463	12:43:50.431	15	Lola T60

Leader History

NO	NAME	FROM LAP	LAPS LED	DISTANCE	VEHICLE
160	Roger FOWLER	1	17	27.88 miles	Lola T60

FJHRA / HSCC Historic Formula Junior Championship Class D-H

RACE 12 - STATISTICS

CLASS : D1

1 Starters

Fastest Lap History

NO	NAME	LAP TIME	TIME OF DAY	LAP	VEHICLE
193	James HADFIELD	1:20.646	12:30:47.234	2	PBA Mk2
193	James HADFIELD	1:17.104	12:32:04.314	3	PBA Mk2
193	James HADFIELD	1:16.644	12:33:20.980	4	PBA Mk2
193	James HADFIELD	1:16.445	12:34:37.425	5	PBA Mk2
193	James HADFIELD	1:16.207	12:37:11.961	7	PBA Mk2
193	James HADFIELD	1:14.929	12:38:26.890	8	PBA Mk2
193	James HADFIELD	1:14.220	12:39:41.112	9	PBA Mk2

Leader History

NO	NAME	FROM LAP	LAPS LED	DISTANCE	VEHICLE
193	James HADFIELD	1	14	22.96 miles	PBA Mk2

FJHRA / HSCC Historic Formula Junior Championship Class D-H

RACE 12 - STATISTICS

CLASS : B1

1 Starters

Leader History

NO	NAME	FROM LAP	LAPS LED	DISTANCE	VEHICLE
14	Graham BARRON	1	1	1.64 miles	Gemini Mk2