

11. - 13. August 2023 / Nürburgring, 4638 m

**DMSB** Reg.-No.: R-13897/23

## R6 - Lurani Trophy Provisional Result Qualifying

Started: 34

Qualified: 34

Not Qualified: 0

Not Started: 0

Pos.	No.	Cl.	Entrant   Team Driver, City, Nation, Licence	Car Sponsor-Card	Laps	Best time Interval	Average fasted lap GAP time
1	68	E1	Fitz-Simon Horatio, GBR, 326617	Lotus 22	7	2:01.025	137.962 kph 12:34:28
2	194	E1	Richards Clive, GBR, 42661	Lotus 22	9	2:01.825 00.800	137.056 kph +00.800 12:36:36
3	14	E1	Hibberd Andrew, GBR	Lotus 22	12	2:02.594 01.569	136.196 kph +00.769 12:36:34
4	99	E1	Shaw Mark, GBR, 45327	Brabham BT6	10	2:03.271 02.246	135.448 kph +00.677 12:36:36
5	127	E1	Wilson Richard, GBR	Lotus 27	10	2:04.997 03.972	133.578 kph +01.726 12:32:43
6	50	E1	Buhofer Philipp, CHE, 1103	Lotus 27	4	2:05.338 04.313	133.214 kph +00.341 12:30:23
7	80	E1	Mowle Lee, GBR, 235208	Lotus 20/22	11	2:05.364 04.339	133.187 kph +00.026 12:32:36
8	34	E1	Werner Marco, DEU, 1057972	Lotus 22	4	2:05.489 04.464	133.054 kph +00.125 12:37:37
9	154	E1	Friedrichs Rudi, DEU, 1105207	Lola MK 5A	6	2:05.531 04.506	133.009 kph +00.042 12:36:49
10	77	E1	Buhofer Lukas, CHE, 1195	Brabham BT6	11	2:05.725 04.700	132.804 kph +00.194 12:32:37
11	12	D2	Roach Stuart, GBR, 43067	Alexis MK3	11	2:06.088 05.063	132.422 kph +00.363 12:34:59
12	72	D2	Bullock Marty, AUS, 9947022	Wren FJ	12	2:06.471 05.446	132.021 kph +00.383 12:47:54
13	58	E1	Smeeton Richard, GBR, 103311	Wainer FJ	7	2:08.120 07.095	130.322 kph +01.649 12:47:47
14	87	D2	Guichard Pierre, DNK, 00005	Lynx T3	11	2:08.389 07.364	130.049 kph +00.269 12:37:49
15	20	D2	Hibberd Michael, GBR	Lotus 20	6	2:09.602 08.577	128.831 kph +01.213 12:30:39
16	62	E1	Candiani Gianluigi, ITA, 398519	Branca FJ	10	2:09.881 08.856	128.555 kph +00.279 12:37:38
17	126	E1	Strauss Peter, AUS, 9878206	Brabham BT6	11	2:11.874 10.849	126.612 kph +01.993 12:51:41
18	93	E1	Ernst Rudolf, DEU, 1100589	Lotus 22	12	2:11.954 10.929	126.535 kph +00.080 12:37:31
19	66	E2	Huse Petter, NOR, 10491	Focus MK IV	2	2:12.983 11.958	125.556 kph +01.029 12:30:59
20	65	D2	Offergeld Johannes, DEU, 1036974	Cooper FJ 61	6	2:13.119 12.094	125.428 kph +00.136 12:41:33
21	172	E1	Laier Peter, DEU, 25802	Brabham BT2	4	2:13.734 12.709	124.851 kph +00.615 12:38:05
22	59	E1	Sjoberg Lars-Goran, SWE, 104488	Cooper T59	4	2:14.732 13.707	123.926 kph +00.998 12:33:32
23	140	C2	Pickering Keith, GBR, 166348	Britannia FJ	11	2:16.535 15.510	122.290 kph +01.803 12:37:52
24	94	D2	Hillebrink Hans, SWE, 58134	Lotus 20	4	2:18.027 17.002	120.968 kph +01.492 12:38:32

#97 - crossing white line at pit exit - drop of 3 grid positions

11. - 13. August 2023 / Nürburgring, 4638 m



**DMSB** Reg.-No.: R-13897/23

## R6 - Lurani Trophy Provisional Result Qualifying

Started: 34      Qualified: 34      Not Qualified: 0      Not Started: 0

Pos.	No.	Cl.	Entrant   Team Driver, City, Nation, Licence	Car Sponsor-Card	Laps	Best time Interval	Average fasted lap GAP	time
25	158	D2	Rowley Iain, GBR, 44198	Elva 300	7	<b>2:18.681</b> 17.656	+00.654	120.397 kph 12:36:06
26	40	C2	Wilks Chris, GBR, 221099	Deep Sanderson FJ	11	<b>2:19.485</b> 18.460	+00.804	119.703 kph 12:33:48
27	4	B2	Hekker Floris-Jan, NLD, 13825	Rayberg FJ	11	<b>2:20.326</b> 19.301	+00.841	118.986 kph 12:50:35
28	222	A	Benedini Giampaolo, ITA, 48681	OSCA FJ	9	<b>2:23.438</b> 22.413	+03.112	116.404 kph 12:45:59
29	97	D2	Ciers Hans, BEL, 909399	Lotus 20	4	<b>2:24.977</b> 23.952	+01.539	115.169 kph 12:34:21
30	22	B2	Bishop-Miller Richard, GBR, 180609	Autosport MK2	10	<b>2:26.580</b> 25.555	+01.603	113.909 kph 12:36:26
31	7	B2	Rabagliati Duncan, GBR, 41642	Alexis HF1	10	<b>2:28.342</b> 27.317	+01.762	112.556 kph 12:36:26
32	18	A	Justesen Erik, DNK	Apache Mk1	5	<b>2:29.388</b> 28.363	+01.046	111.768 kph 12:36:41
33	27	B2	Leidig Hans-Günther, DEU, 29086	Elva 100	10	<b>2:30.262</b> 29.237	+00.874	111.118 kph 12:52:45
34	46	C2	Del Conte Carlo Maria, CHE, 1413	Wainer Fiat FJ	9	<b>2:35.591</b> 34.566	+05.329	107.312 kph 12:42:27

#97 - crossing white line at pit exit - drop of 3 grid positions

Race Director: 	Chief Timekeeper:  Thomas Kröner	Publication Time: 11.8.2023
---	---	--------------------------------

DNC = Did not classify | DNS = Did not start | DNQ = Did not qualify | DSQ = Disqualification

**Subject to final scrutineering!**

11. - 13. August 2023 / Nürburgring, 4638 m

**DMSB** Reg.-No.: R-13897/23

## R6 - Lurani Trophy Final Result Race 1

Started: 32

Classified: 31

Not Classified: 1

Not Started: 0

Pos.	No.	Cl.	Entrant   Team Driver, City, Nation, Licence	Car Sponsor-Card	Laps	Total time Intervall	GAP	Fastest Lap Average total	in Lap
1	68	E1	Fitz-Simon Horatio, GBR, 326617	Lotus 22	13	26:27.466		2:01.217 136.733 kph	8
2	14	E1	Hibberd Andrew, GBR	Lotus 22	13	26:27.925 00.459	+00.459	136.693 kph	8
3	194	E1	Richards Clive, GBR, 42661	Lotus 22	13	26:28.733 01.267	+00.808	136.624 kph	9
4	50	E1	Buhofer Philipp, CHE, 1103	Lotus 27	13	26:52.679 25.213	+23.946	134.595 kph	9
5	99	E1	Shaw Mark, GBR, 45327	Brabham BT6	13	27:01.247 33.781	+08.568	133.884 kph	3
6	80	E1	Mowle Lee, GBR, 235208	Lotus 20/22	13	27:01.513 34.047	+00.266	133.862 kph	9
7	154	E1	Friedrichs Rudi, DEU, 1105207	Lola MK 5A	13	27:13.806 46.340	+12.293	132.854 kph	10
8	12	D2	Roach Stuart, GBR, 43067	Alexis MK3	13	27:14.546 47.080	+00.740	132.794 kph	3
9	127	E1	Wilson Richard, GBR	Lotus 27	13	27:26.649 59.183	+12.103	131.818 kph	7
10	77	E1	Buhofer Lukas, CHE, 1195	Brabham BT6	13	27:32.974 1:05.508	+06.325	131.314 kph	12
11	58	E1	Smeeton Richard, GBR, 103311	Wainer FJ	13	27:33.446 1:05.980	+00.472	131.276 kph	4
12	72	D2	Bullock Marty, AUS, 9947022	Wren FJ	13	27:34.409 1:06.943	+00.963	131.200 kph	11
13	87	D2	Guichard Pierre, DNK, 00005	Lynx T3	13	27:37.098 1:09.632	+02.689	130.987 kph	11
14	20	D2	Hibberd Michael, GBR	Lotus 20	13	28:18.245 1:50.779	+41.147	127.813 kph	3
15	62	E1	Candiani Gianluigi, ITA, 398519	Branca FJ	13	28:23.488 1:56.022	+05.243	127.420 kph	3
16	65	D2	Offergeld Johannes, DEU, 1036974	Cooper FJ 61	12	26:29.878 1 Runde	+1 Runde	126.023 kph	6
17	93	E1	Ernst Rudolf, DEU, 1100589	Lotus 22	12	26:36.151 1 Runde	+06.273	125.528 kph	12
18	126	E1	Strauss Peter, AUS, 9878206	Brabham BT6	12	26:48.777 1 Runde	+12.626	124.543 kph	8
19	94	D2	Hillebrink Hans, SWE, 58134	Lotus 20	12	27:03.421 1 Runde	+14.644	123.419 kph	4
20	140	C2	Pickering Keith, GBR, 166348	Britannia FJ	12	27:35.487 1 Runde	+32.066	121.029 kph	4
21	97	D2	Ciers Hans, BEL, 909399	Lotus 20	12	28:37.227 1 Runde	+1:01.740	116.677 kph	10
22	4	B2	Hekker Floris-Jan, NLD, 13825	Rayberg FJ	12	28:39.414 1 Runde	+02.187	116.529 kph	10
23	40	C2	Wilks Chris, GBR, 221099	Deep Sanderson FJ	11	27:25.268 2 Runden	+1 Runde	111.632 kph	2

11. - 13. August 2023 / Nürburgring, 4638 m

**DMSB** Reg.-No.: R-13897/23

## R6 - Lurani Trophy Final Result Race 1

Started: 32




Classified: 31

Not Classified: 1

Not Started: 0

Pos.	No.	Cl.	Entrant   Team Driver, City, Nation, Licence	Car Sponsor-Card	Laps	Total time Intervall	GAP	Fastest Lap Average total	in Lap
24	7	B2	Rabagliati Duncan, GBR, 41642	Alexis HF1	11	<b>27:41.560</b> 2 Runden	+16.292	2:28.231 110.538 kph	3
25	27	B2	Leidig Hans-Günther, DEU, 29086	Elva 100	11	<b>28:35.556</b> 2 Runden	+53.996	2:32.884 107.058 kph	7
26	46	C2	Del Conte Carlo Maria, CHE, 1413	Wainer Fiat FJ	11	<b>28:36.156</b> 2 Runden	+00.600	2:31.775 107.021 kph	10
27	66	E2	Huse Petter, NOR, 10491	Focus MK IV	10	<b>22:14.717</b> 3 Runden	+1 Runde	2:10.319 125.096 kph	10
28	222	A	Benedini Giampaolo, ITA, 48681	OSCA FJ	10	<b>24:13.646</b> 3 Runden	+1:58.929	2:22.187 114.862 kph	3
29	18	A	Justesen Erik, DNK	Apache Mk1	10	<b>25:08.935</b> 3 Runden	+55.289	2:28.175 110.653 kph	10
30	158	D2	Rowley Iain, GBR, 44198	Elva 300	6	<b>14:18.029</b> 7 Runden	+4 Runden	2:15.994 116.757 kph	4
31	34	E1	Werner Marco, DEU, 1057972	Lotus 22	1	<b>2:40.197</b> 12 Runden	+5 Runden	00.000 104.227 kph	
<b>DNC</b>	22	B2	Bishop-Miller Richard, GBR, 180609	Autosport MK2	0	<b>00.000</b>			

**Fastest Lap: Str.-Nr.:14, Hibberd Andrew, 2:01.147 = 137.823 kph**

Steward:  Harry Stüber	Steward:  Frank Küper	Steward:  Ingo Gieß	Publication Time:  12.8.2023
---	--	---	------------------------------------

DNC = Did not classify | DNS = Did not start | DNF = Did not finish | DSQ = Disqualification

11. - 13. August 2023 / Nürburgring, 4638 m

**DMSB** Reg.-No.: R-13897/23

## R6 - Lurani Trophy

### Provisional Result Race 2

Started: 27

Classified: 27

Not Classified: 0

Not Started: 0

Pos.	No.	Cl.	Entrant   Team Driver, City, Nation, Licence	Car Sponsor-Card	Laps	Total time Intervall	GAP	Fastest Lap Average total	in Lap
1	68	E1	Fitz-Simon Horatio, GBR, 326617	Lotus 22	12	25:37.556		2:01.341 130.312 kph	12
2	50	E1	Buhofer Philipp, CHE, 1103	Lotus 27	12	25:57.385 19.829	+19.829	2:02.981 128.653 kph	5
3	14	E1	Hibberd Andrew, GBR	Lotus 22	12	26:09.862 32.306	+12.477	2:01.687 127.630 kph	11
4	154	E1	Friedrichs Rudi, DEU, 1105207	Lola MK 5A	12	26:10.584 33.028	+00.722	2:04.714 127.571 kph	9
5	12	D2	Roach Stuart, GBR, 43067	Alexis MK3	12	26:37.790 1:00.234	+27.206	2:07.121 125.399 kph	5
6	127	E1	Wilson Richard, GBR	Lotus 27	12	26:39.160 1:01.604	+01.370	2:04.372 125.292 kph	7
7	58	E1	Smeeton Richard, GBR, 103311	Wainer FJ	12	26:44.022 1:06.466	+04.862	2:04.554 124.912 kph	11
8	87	D2	Guichard Pierre, DNK, 00005	Lynx T3	12	27:02.736 1:25.180	+18.714	2:06.999 123.471 kph	6
9	62	E1	Candiani Gianluigi, ITA, 398519	Branca FJ	12	27:14.699 1:37.143	+11.963	2:08.592 122.568 kph	6
10	20	D2	Hibberd Michael, GBR	Lotus 20	12	27:15.110 1:37.554	+00.411	2:08.294 122.537 kph	12
11	80	E1	Mowle Lee, GBR, 235208	Lotus 20/22	12	27:15.403 1:37.847	+00.293	2:04.410 122.515 kph	10
12	66	E2	Huse Petter, NOR, 10491	Focus MK IV	12	27:34.958 1:57.402	+19.555	2:10.094 121.067 kph	11
13	126	E1	Strauss Peter, AUS, 9878206	Brabham BT6	12	27:38.990 2:01.434	+04.032	2:10.387 120.773 kph	8
14	65	D2	Offergeld Johannes, DEU, 1036974	Cooper FJ 61	12	27:39.220 2:01.664	+00.230	2:09.875 120.757 kph	11
15	93	E1	Ernst Rudolf, DEU, 1100589	Lotus 22	12	27:53.007 2:15.451	+13.787	2:09.688 119.761 kph	11
16	94	D2	Hillebrink Hans, SWE, 58134	Lotus 20	11	25:46.516 1 Runde	+1 Runde	2:12.566 118.760 kph	6
17	140	C2	Pickering Keith, GBR, 166348	Britannia FJ	11	26:09.412 1 Runde	+22.896	2:14.360 117.028 kph	6
18	77	E1	Buhofer Lukas, CHE, 1195	Brabham BT6	11	26:39.673 1 Runde	+30.261	2:04.991 114.814 kph	9
19	4	B2	Hekker Floris-Jan, NLD, 13825	Rayberg FJ	11	26:45.937 1 Runde	+06.264	2:19.070 114.366 kph	10
20	18	A	Justesen Erik, DNK	Apache Mk1	11	28:01.695 1 Runde	+1:15.758	2:25.846 109.214 kph	4
21	7	B2	Rabagliati Duncan, GBR, 41642	Alexis HF1	11	28:02.520 1 Runde	+00.825	2:25.027 109.161 kph	11
22	40	C2	Wilks Chris, GBR, 221099	Deep Sanderson FJ	10	25:38.225 2 Runden	+1 Runde	2:24.471 108.546 kph	10
23	97	D2	Ciers Hans, BEL, 909399	Lotus 20	10	26:10.230 2 Runden	+32.005	2:18.012 106.333 kph	6
24	46	C2	Del Conte Carlo Maria, CHE, 1413	Wainer Fiat FJ	10	26:12.331 2 Runden	+02.101	2:30.619 106.191 kph	9

77- incorrect start position - 5 sec penalty

11. - 13. August 2023 / Nürburgring, 4638 m

**DMSB** Reg.-No.: R-13897/23

## R6 - Lurani Trophy

### Provisional Result Race 2

Started: 27

Classified: 27



Not Classified: 0

Not Started: 0

Pos.	No.	Cl.	Entrant   Team Driver, City, Nation, Licence	Car Sponsor-Card	Laps	Total time Intervall	GAP	Fastest Lap Average total	in Lap
25	27	B2	Leidig Hans-Günther, DEU, 29086	Elva 100	10	26:46.885 2 Runden	+34.554	2:35.492 103.908 kph	4
26	72	D2	Bullock Marty, AUS, 9947022	Wren FJ	2	8:19.383 10 Runden	+8 Runden	2:10.164 66.870 kph	1
27	194	E1	Richards Clive, GBR, 42661	Lotus 22	1	2:04.540 11 Runden	+1 Runde	2:04.540 134.068 kph	1

Fastest Lap: Str.-Nr.:68, Fitz-Simon Horatio, 2:01.341 = 137.602 kph

77- incorrect start position - 5 sec penalty

Race Director: 	Chief Timekeeper  Thomas Kröner	Publication Time: 13.8.2023
---	--	--------------------------------

DNC = Did not classify | DNS = Did not start | DNF = Did not finish | DSQ = Disqualification

**Subject to final scrutineering!**

11. - 13. August 2023 / Nürburgring, 4638 m

**DMSB** Reg.-No.: R-13897/23

## R6 - Lurani Trophy Provisional Result Race 1&2

Started: 32			Classified: 28			Not Classified: 4			Not Started: 0		
Pos.	No.	Cl.	Entrant   Team Driver, City, Nation, Licence	Car	Laps	Total time Intervall	GAP	1. Turn Laps	2. Turn Laps		
1	68	E1	Fitz-Simon Horatio, GBR, 326617	Lotus 22	25	52:05.022		26:27.466	25:37.556		
2	14	E1	Hibberd Andrew, GBR	Lotus 22	25	52:37.787 32.765	+32.765	26:27.925	26:09.862		
3	50	E1	Buhofer Philipp, CHE, 1103	Lotus 27	25	52:50.064 45.042	+12.277	26:52.679	25:57.385		
4	154	E1	Friedrichs Rudi, DEU, 1105207	Lola MK 5A	25	53:24.390 1:19.368	+34.326	27:13.806	26:10.584		
5	12	D2	Roach Stuart, GBR, 43067	Alexis MK3	25	53:52.336 1:47.314	+27.946	27:14.546	26:37.790		
6	127	E1	Wilson Richard, GBR	Lotus 27	25	54:05.809 2:00.787	+13.473	27:26.649	26:39.160		
7	80	E1	Mowle Lee, GBR, 235208	Lotus 20/22	25	54:16.916 2:11.894	+11.107	27:01.513	27:15.403		
8	58	E1	Smeeton Richard, GBR, 103311	Wainer FJ	25	54:17.468 2:12.446	+00.552	27:33.446	26:44.022		
9	87	D2	Guichard Pierre, DNK, 00005	Lynx T3	25	54:39.834 2:34.812	+22.366	27:37.098	27:02.736		
10	20	D2	Hibberd Michael, GBR	Lotus 20	25	55:33.355 3:28.333	+53.521	28:18.245	27:15.110		
11	62	E1	Candiani Gianluigi, ITA, 398519	Branca FJ	25	55:38.187 3:33.165	+04.832	28:23.488	27:14.699		
12	65	D2	Offergeld Johannes, DEU, 1036974	Cooper FJ 61	24	54:09.098 1 Runde	+1 Runde	26:29.878	27:39.220		
13	77	E1	Buhofer Lukas, CHE, 1195	Brabham BT6	24	54:12.647 1 Runde	+03.549	27:32.974	26:39.673		
14	126	E1	Strauss Peter, AUS, 9878206	Brabham BT6	24	54:27.767 1 Runde	+15.120	26:48.777	27:38.990		
15	93	E1	Ernst Rudolf, DEU, 1100589	Lotus 22	24	54:29.158 1 Runde	+01.391	26:36.151	27:53.007		
16	94	D2	Hillebrink Hans, SWE, 58134	Lotus 20	23	52:49.937 2 Runden	+1 Runde	27:03.421	25:46.516		
17	140	C2	Pickering Keith, GBR, 166348	Britannia FJ	23	53:44.899 2 Runden	+54.962	27:35.487	26:09.412		
18	4	B2	Hekker Floris-Jan, NLD, 13825	Rayberg FJ	23	55:25.351 2 Runden	+1:40.452	28:39.414	26:45.937		
19	66	E2	Huse Petter, NOR, 10491	Focus MK IV	22	49:49.675 3 Runden	+1 Runde	22:14.717	27:34.958		
20	97	D2	Ciers Hans, BEL, 909399	Lotus 20	22	54:47.457 3 Runden	+4:57.782	28:37.227	26:10.230		
21	7	B2	Rabagliati Duncan, GBR, 41642	Alexis HF1	22	55:44.080 3 Runden	+56.623	27:41.560	28:02.520		
22	40	C2	Wilks Chris, GBR, 221099	Deep Sanderson FJ	21	53:03.493 4 Runden	+1 Runde	27:25.268	25:38.225		
23	18	A	Justesen Erik, DNK	Apache Mk1	21	53:10.630 4 Runden	+07.137	25:08.935	28:01.695		
24	46	C2	Del Conte Carlo Maria, CHE, 1413	Wainer Fiat FJ	21	54:48.487 4 Runden	+1:37.857	28:36.156	26:12.331		

11. - 13. August 2023 / Nürburgring, 4638 m

**DMSB** Reg.-No.: R-13897/23

## R6 - Lurani Trophy Provisional Result Race 1&2

Started: 32			Classified: 28			Not Classified: 4			Not Started: 0		
Pos.	No.	Cl.	Entrant   Team Driver, City, Nation, Licence	Sponsor-Card	Car	Laps	Total time Intervall	GAP	1. Turn Laps	2. Turn Laps	
25	27	B2	Leidig Hans-Günther, DEU, 29086		Elva 100	21	55:22.441 4 Runden	+33.954	28:35.556 11	26:46.885 10	
26	72	D2	Bullock Marty, AUS, 9947022		Wren FJ	15	35:53.792 10 Runden	+6 Runden	27:34.409 13	8:19.383 2	
27	194	E1	Richards Clive, GBR, 42661		Lotus 22	14	28:33.273 11 Runden	+1 Runde	26:28.733 13	2:04.540 1	
28	99	E1	Shaw Mark, GBR, 45327		Brabham BT6	13	27:01.247 12 Runden	+1 Runde	27:01.247 13		
<b>DNC</b>											
222		A	Benedini Giampaolo, ITA, 48681		OSCA FJ	10	24:13.646 15 Runden	+3 Runden	24:13.646 10		
158		D2	Rowley Iain, GBR, 44198		Elva 300	6	14:18.029 19 Runden	+4 Runden	14:18.029 6		
34		E1	Werner Marco, DEU, 1057972		Lotus 22	1	2:40.197 24 Runden	+5 Runden	2:40.197 1		
22		B2	Bishop-Miller Richard, GBR, 180609		Autosport MK2	0	00.000				

Fastest Lap: Str.-No.:14, Hibberd Andrew, 2:01.147 = 137.823 kph

### 77- incorrect start position - 5 sec penalty

Race Director:	Chief Timekeeper:  <i>Thomas Kröner</i>	Publication Time:  13.8.2023
----------------	---	------------------------------------

DNC = Did not classify | DNS = Did not start | DNF = Did not finish | DSQ = Disqualification

**Subject to final scrutineering!**



11. - 13. August 2023 / Nürburgring, 4638 m

**DMSB** Reg.-No.: R-13897/23

## R6 - Lurani Trophy

### Provisional Result Race 1&2 by class

Pos.	No.	Cl.	Entrant   Team Driver, City, Nation, Licence	Car Sponsor-Card	Laps	Total time Intervall	GAP	1. Turn Laps	2. Turn Laps
<b>Class: A</b>									
1	18	A	Justesen Erik, DNK	Apache Mk1	21	53:10.630		25:08.935 10	28:01.695 11
<b>DNC</b>									
	222	A	Benedini Giampaolo, ITA, 48681	OSCA FJ	10	24:13.646 11 Rd.	11 Rd.	24:13.646 10	
<b>Class: B2</b>									
1	4	B2	Hekker Floris-Jan, NLD, 13825	Rayberg FJ	23	55:25.351		28:39.414 12	26:45.937 11
2	7	B2	Rabagliati Duncan, GBR, 41642	Alexis HF1	22	55:44.080 1 Rd.	1 Rd.	27:41.560 11	28:02.520 11
3	27	B2	Leidig Hans-Günther, DEU, 29086	Elva 100	21	55:22.441 2 Rd.	1 Rd.	28:35.556 11	26:46.885 10
<b>DNC</b>									
	22	B2	Bishop-Miller Richard, GBR, 180609	Autosport MK2	0	00.000			
<b>Class: C2</b>									
1	140	C2	Pickering Keith, GBR, 166348	Britannia FJ	23	53:44.899		27:35.487 12	26:09.412 11
2	40	C2	Wilks Chris, GBR, 221099	Deep Sanderson FJ	21	53:03.493 2 Rd.	2 Rd.	27:25.268 11	25:38.225 10
3	46	C2	Del Conte Carlo Maria, CHE, 1413	Wainer Fiat FJ	21	54:48.487 2 Rd.	+1:44.994	28:36.156 11	26:12.331 10
<b>Class: D2</b>									
1	12	D2	Roach Stuart, GBR, 43067	Alexis MK3	25	53:52.336		27:14.546 13	26:37.790 12
2	87	D2	Guichard Pierre, DNK, 00005	Lynx T3	25	54:39.834 47.498	+47.498	27:37.098 13	27:02.736 12
3	20	D2	Hibberd Michael, GBR	Lotus 20	25	55:33.355 1:41.019	+53.521	28:18.245 13	27:15.110 12
4	65	D2	Offergeld Johannes, DEU, 1036974	Cooper FJ 61	24	54:09.098 1 Rd.	1 Rd.	26:29.878 12	27:39.220 12
5	94	D2	Hillebrink Hans, SWE, 58134	Lotus 20	23	52:49.937 2 Rd.	1 Rd.	27:03.421 12	25:46.516 11
6	97	D2	Ciers Hans, BEL, 909399	Lotus 20	22	54:47.457 3 Rd.	1 Rd.	28:37.227 12	26:10.230 10
7	72	D2	Bullock Marty, AUS, 9947022	Wren FJ	15	35:53.792 10 Rd.	7 Rd.	27:34.409 13	8:19.383 2
<b>DNC</b>									
	158	D2	Rowley Iain, GBR, 44198	Elva 300	6	14:18.029 19 Rd.	9 Rd.	14:18.029 6	
<b>Class: E1</b>									
1	68	E1	Fitz-Simon Horatio, GBR, 326617	Lotus 22	25	52:05.022		26:27.466 13	25:37.556 12
2	14	E1	Hibberd Andrew, GBR	Lotus 22	25	52:37.787 32.765	+32.765	26:27.925 13	26:09.862 12

11. - 13. August 2023 / Nürburgring, 4638 m

**DMSB** Reg.-No.: R-13897/23

## R6 - Lurani Trophy

### Provisional Result Race 1&2 by class

Pos.	No.	Cl.	Entrant   Team Driver, City, Nation, Licence	Car Sponsor-Card	Laps	Total time Intervall	GAP	1. Turn Laps	2. Turn Laps
3	50	E1	Buhofer Philipp, CHE, 1103	Lotus 27	25	52:50.064 45.042	+12.277	26:52.679 13	25:57.385 12
4	154	E1	Friedrichs Rudi, DEU, 1105207	Lola MK 5A	25	53:24.390 1:19.368	+34.326	27:13.806 13	26:10.584 12
5	127	E1	Wilson Richard, GBR	Lotus 27	25	54:05.809 2:00.787	+41.419	27:26.649 13	26:39.160 12
6	80	E1	Mowle Lee, GBR, 235208	Lotus 20/22	25	54:16.916 2:11.894	+11.107	27:01.513 13	27:15.403 12
7	58	E1	Smeeton Richard, GBR, 103311	Wainer FJ	25	54:17.468 2:12.446	+00.552	27:33.446 13	26:44.022 12
8	62	E1	Candiani Gianluigi, ITA, 398519	Branca FJ	25	55:38.187 3:33.165	+1:20.719	28:23.488 13	27:14.699 12
9	77	E1	Buhofer Lukas, CHE, 1195	Brabham BT6	24	54:12.647 1 Rd.	1 Rd.	27:32.974 13	26:39.673 11
10	126	E1	Strauss Peter, AUS, 9878206	Brabham BT6	24	54:27.767 1 Rd.	+15.120	26:48.777 12	27:38.990 12
11	93	E1	Ernst Rudolf, DEU, 1100589	Lotus 22	24	54:29.158 1 Rd.	+01.391	26:36.151 12	27:53.007 12
12	194	E1	Richards Clive, GBR, 42661	Lotus 22	14	28:33.273 11 Rd.	10 Rd.	26:28.733 13	2:04.540 1
13	99	E1	Shaw Mark, GBR, 45327	Brabham BT6	13	27:01.247 12 Rd.	1 Rd.	27:01.247 13	
<b>DNC</b>									
	34	E1	Werner Marco, DEU, 1057972	Lotus 22	1	2:40.197 24 Rd.	12 Rd.	2:40.197 1	
<b>Class: E2</b>									
	1	66	E2	Huse Petter, NOR, 10491	Focus MK IV	22	49:49.675	22:14.717 10	27:34.958 12

Fastest Lap: No.:66, Huse Petter, 2:10.094 = 128.344 kph

### 77- incorrect start position - 5 sec penalty

Race Director:	Chief Timekeeper:  <i>Thomas Kröner</i>	Publication Time:  13.8.2023
----------------	---	------------------------------------

DNC = Did not classify | DNS = Did not start | DNF = Did not finish | DSQ = Disqualification

**Subject to final scrutineering!**