

Pergusa **Sorted on best lap time**


Formule Junior

Pergusa 4,950 km

Qualifying

18/05/2024 09:35

Qualifying (25:00 Time) started at 9:35:01



Pos	No.	Name	Best Tm	Class	Model/Engine	Diff	Gap	Laps
1	194	Clive RICHARDS	1:57.278	E1	Lotus 22			9
2	79	Manfredo ROSSI DI MONTELERA	1:58.385	E1	Lotus 22	1.107	1.107	4
3	80	Lee MOWLE	1:58.852	E1	Lotus 20/22	1.574	0.467	13
4	154	Rudi FRIEDRICH	1:59.212	E1	Lola Mk 5A	1.934	0.360	6
5	36	Danny BAKER	1:59.634	E1	Lotus 27	2.356	0.422	11
6	162	Katsu KUBOTA	2:00.761	E1	Lotus 20/22	3.483	1.127	8
7	72	Martin BULLOCK	2:04.828	D2	Wren FJ	7.550	4.067	5
8	166	Geoff UNDERWOOD	2:09.371	E1	Brabham BT2	2.093	4.543	5
9	32	Ray MALLOCK	2:10.240	B2	U2 MK2	2.962	0.869	6
10	150	David WATKINS	2:10.999	D2	Elfin FJ	3.721	0.759	10
11	60	Simon (Syd) FRASER	2:13.461	E1	Lotus 20/22	3.183	2.462	5
12	18	Erik JUSTESEN	2:16.119	B2	U2 Mk 2	3.841	2.658	3
13	10	Emanuele GUGLIELMINETTI	2:17.805	E1	Wainer FJ62	3.527	1.686	7
14	4	Floris-Jan HEKKER	2:20.986	B2	Rayberg FJ	3.708	3.181	7
15	46	Carlo Maria DEL CONTE	2:26.378	C2	Wainer Fiat FJ	3.100	5.392	5
16	7	Duncan RABAGLIATI	2:26.894	B2	Alexis HF1	3.616	0.516	4
17	67	Bob BIRRELL	2:31.564	D1	Lotus 20	4.286	4.670	9
18	22	Richard BISHOP-MILLER	2:33.684	B2	Autosport Mk2	5.406	2.120	3

Chief of Timing & Scoring

Orbits

Race Director



Pergusa


Formule Junior

Pergusa 4,950 km

Qualifying

18/05/2024 09:35

Qualifying (25:00 Time) started at 9:35:01



Lap	Time of Day	Lap Tm	Gap	S1	S2	S3
(194) Clive RICHARDS						
1	39:14.222	1:59.329		1.366		
2	41:12.541	1:58.319	-1.010	3.595		
3	43:20.984	2:08.443	0.124	2.420		
4	45:19.932	1:58.948	-9.495	1.482		
5	47:17.956	1:58.024	-0.924	3.390		
6	49:18.086	2:00.130	+2.106	4.110		
7	51:17.205	1:59.119	-1.011	1.129		
8	53:16.275	1:59.070	-0.049	3.540		
9	55:13.553	1:57.278	-1.792	3.186		

(79) Manfredo ROSSI DI MONTELEA						
1	43:27.032	2:00.492		2.618		
2	45:27.392	2:00.360	-0.132	2.286		
3	47:25.777	1:58.385	-1.975	3.156		
p4	49:35.626	2:09.849	11.464	2.405		

(80) Lee MOWLE						
1	37:55.048	34.796				
2	37:55.267	0.219	34.577			
3	41:20.496	3:25.229	1.010	7.179		
4	43:23.101	2:02.605	2.624	1.423		
5	45:25.441	2:02.340	-0.265	1.329		
6	47:24.293	1:58.852	-3.488			
7	49:24.725	2:00.432	+1.580	2.595		
8	51:28.928	2:04.203	+3.771	3.316		
9	53:29.142	2:00.214	-3.989	1.165		
10	55:29.022	1:59.880	-0.334	1.258		
11	57:28.508	1:59.486	-0.394	1.139		
12	59:29.026	2:00.518	+1.032	3.921		
13	1:128.035	1:59.009	-1.509	3.674		

(154) Rudi FRIEDRICH						
1	41:51.042	1:30.534		2.782		
2	47:48.459	1:57.417	1.883	3.843		
3	51:54.267	1:05.808	1.609			
4	53:53.479	1:59.212	3.596	1.082		
5	55:54.998	2:01.519	+2.307	1.428		
6	57:54.800	1:59.802	-1.717	3.337		

(36) Danny BAKER						
1	40:07.991	2:09.065		3.121		
2	42:10.359	2:02.368	-6.697	1.966		
3	44:11.422	2:01.063	-1.305	1.560		
4	46:12.103	2:00.681	-0.382	1.522		
5	48:12.503	2:00.400	-0.281	1.242		
6	50:14.823	2:02.320	+1.920	1.335		
7	52:18.177	2:03.354	+1.034	3.524		
8	54:17.946	1:59.769	-3.585	3.927		
9	56:17.580	1:59.634	-0.135	3.981		
10	58:17.727	2:00.147	+0.513	1.293		
11	0:18.697	2:00.970	+0.823	1.175		

(162) Katsu KUBOTA						
1	43:47.568	2:00.761		3.668		
2	47:58.677	4:11.109	1.348	3.100		
3	50:03.381	2:04.704	3.405	3.125		
4	52:08.681	2:05.300	+0.596	1.045		
5	54:13.382	2:04.701	-0.599	1.590		
6	56:16.459	2:03.077	-1.624	3.612		
7	58:17.373	2:00.914	-2.163	3.686		
8	0:18.718	2:01.345	+0.431	1.391		

(72) Martin BULLOCK						
1	43:59.191	2:04.937		1.536		

2	46:04.019	2:04.828	-0.109	5.291		
3	48:08.994	2:04.975	+0.147	5.676		
4	50:13.834	2:04.840	-0.135	5.602		
5	52:18.861	2:05.027	+0.187	3.287		

(166) Geoff UNDERWOOD						
1	38:02.705	2:49.029				
2	40:17.128	2:14.423	34.606	3.962		
3	42:29.045	2:11.917	-2.506	7.161		
4	44:40.413	2:11.368	-0.549	3.952		
5	46:49.784	2:09.371	-1.997	5.558		

(32) Ray MALLOCK						
1	37:55.848	2:44.043				
2	40:13.994	2:18.146	35.897	3.631		
3	42:27.283	2:13.289	-4.857	7.609		
4	44:41.122	2:13.839	+0.550	7.878		
5	46:51.914	2:10.792	-3.047	7.519		
6	49:02.154	2:10.240	-0.552	7.048		

(150) David WATKINS						
1	40:22.045	2:16.935		3.264		
2	42:40.268	2:18.223	+1.288	3.447		
3	44:54.860	2:14.592	-3.631	3.296		
4	47:08.498	2:13.638	-0.954	3.457		
5	49:22.457	2:13.959	+0.321	3.799		
6	51:35.710	2:13.253	-0.706	7.637		
7	53:47.388	2:11.678	-1.575	7.806		
8	56:00.337	2:12.949	+1.271	7.285		
9	58:11.336	2:10.999	-1.950	7.466		
10	0:25.354	2:14.018	+3.019	7.992		

(60) Simon (Syd) FRASER						
1	42:47.005	2:27.924				
2	45:02.079	2:15.074	2.850	3.178		
3	47:16.878	2:14.799	-0.275	7.187		
4	49:30.428	2:13.550	-1.249	5.137		
5	51:43.889	2:13.461	-0.089	3.464		

(18) Erik JUSTESEN						
1	47:07.909	2:16.499				
2	49:24.028	2:16.119	-0.380			
3	51:41.418	2:17.390	+1.271			

(10) Emanuele GUGLIELMINETTI						
1	47:50.528	1:47.136		3.965		
2	50:12.854	2:22.326	4.810	3.338		
3	52:34.018	2:21.164	-1.162	3.242		
4	54:53.172	2:19.154	-2.010	3.542		
5	57:11.617	2:18.445	-0.709	3.648		
6	59:29.422	2:17.805	-0.640	3.433		
7	0:00.184	2:30.762	12.957	1.913		

(4) Floris-Jan HEKKER						
1	45:13.127	2:24.276		1.408		
2	47:34.417	2:21.290	-2.986	3.957		
3	49:56.301	2:21.884	+0.594	1.039		
4	52:19.454	2:23.153	+1.269	3.370		
5	54:41.160	2:21.706	-1.447	3.850		
6	57:02.622	2:21.462	-0.244	3.893		
7	59:23.608	2:20.986	-0.476	3.585		

(46) Carlo Maria DEL CONTE						
1	48:12.803	1:59.272		3.385		
2	50:43.758	2:30.955	3.317	4.972		
3	56:30.337	3:46.579	1.624	3.987		

Chief of Timing & Scoring

Orbits

Race Director



Pergusa

Formule Junior

Pergusa 4,950 km

Qualifying

18/05/2024 09:35

Qualifying (25:00 Time) started at 9:35:01

Lap	Time of Day	Lap Tm	Gap	S1	S2	S3	Lap	Time of Day	Lap Tm	Gap	S1	S2	S3
4	58:56.715	1:26.378	0.201	1.524									
5	1:25.595	1:28.880	+2.502	1.243									

(7) Duncan RABAGLIATI

1	42:54.330	1:29.939		1.003		
2	45:25.171	1:30.841	+0.902	3.376		
3	47:52.065	1:26.894	-3.947	1.546		
p4	50:35.597	1:43.532	6.638	3.659		

(67) Bob BIRRELL

1	40:44.651	1:32.400		1.742		
2	43:17.958	1:33.307	+0.907	3.785		
3	45:55.630	1:37.672	+4.365	7.610		
4	48:27.194	1:31.564	-6.108	3.923		
5	51:02.439	1:35.245	+3.681	3.783		
6	53:35.041	1:32.602	-2.643	1.363		
7	56:10.606	1:35.565	+2.963	3.081		
8	58:44.245	1:33.639	-1.926	1.816		
9	1:18.457	1:34.212	+0.573	3.308		

(22) Richard BISHOP-MILLER

1	46:12.199	2:34.113				
2	48:45.883	1:33.684	-0.429			
3	51:50.293	1:04.410	10.726			

posted at 10.20

Chief of Timing & Scoring

Orbits



Pergusa **Sorted on Laps**

Formule Junior Pergusa 4,950 km

Race 1 **OFFICIAL CLASSIFICATION** 18/05/2024 14:30

Race (25:00 Time) started at 14:33:53

Pos	No.	Name	aps	Diff	Model/Engine	Gap	Class	Best Tm
1	194	Clive RICHARDS	10		Lotus 22		E1	1:57.655
2	79	Manfredo ROSSI DI MONTELERA	10	3.034	Lotus 22	3.034	E1	1:58.374
3	80	Lee MOWLE	10	3.210	Lotus 20/22	0.176	E1	1:58.434
4	36	Danny BAKER	10	3.446	Lotus 27	0.236	E1	1:58.331
5	162	Katsu KUBOTA	10	27.309	Lotus 20/22	23.863	E1	2:02.153
6	150	David WATKINS	10	1:02.721	Elfin FJ	35.412	D2	2:09.163
7	32	Ray MALLOCK	10	1:03.141	U2 MK2	0.420	B2	2:09.437
8	60	Simon (Syd) FRASER	10	1:35.514	Lotus 20/22	32.373	E1	2:15.123
9	18	Erik JUSTESEN	10	1:44.186	U2 Mk 2	8.672	B2	2:16.805
10	10	Emanuele GUGLIELMINETTI	9	1 Lap	Wainer FJ62	1 Lap	E1	2:21.227
11	4	Floris-Jan HEKKER	9	1 Lap	Rayberg FJ	4.289	B2	2:24.426
12	7	Duncan RABAGLIATI	9	1 Lap	Alexis HF1	8.795	B2	2:26.686
13	46	Carlo Maria DEL CONTE	9	1 Lap	Wainer Fiat FJ	18.241	C2	2:28.485
14	67	Bob BIRRELL	9	1 Lap	Lotus 20	1.948	D1	2:32.190

Not classified

15	72	Martin BULLOCK	2	DNF	Wren FJ		D2	
16	154	Rudi FRIEDRICH		DNF	Lola Mk 5A		E1	
17	166	Geoff UNDERWOOD		DNS	Brabham BT2		E1	
18	22	Richard BISHOP-MILLER		DNS	Autosport MK2		B2	

I Commissari Sportivi/Stewards



Stamp: **SPORT** ASSENNATO FRANCESCO PAOLO CSB# 52186

Margin of Victory	Avg. Speed	Best Lap Tm	Best Speed	Best Lap by
3.034	109,319	1:57.655	151,460	194 - Clive RICHARDS

Chief of Timing & Scoring Orbits

Race Director



Pergusa Sorted on Laps

Formule Junior

Pergusa 4,950 km

 Race 2 **OFFICIAL RESULTS**

19/05/2024 14:40

Race (25:00 Time) started at 14:36:00

Pos	No.	Name	Laps	Diff	Gap	Model/Engine	Class
1	194	Clive RICHARDS	11			Lotus 22	E1
2	79	Manfredo ROSSI DI MONTELERA	11	18.962	18.962	Lotus 22	E1
3	80	Lee MOWLE	11	25.499	6.537	Lotus 20/22	E1
4	162	Katsu KUBOTA	11	1:39.628	1:14.129	Lotus 20/22	E1
5	36	Danny BAKER	11	1:39.977	0.349	Lotus 27	E1
6	72	Martin BULLOCK	11	1:57.814	17.837	Wren FJ	D2
7	32	Ray MALLOCK	11	2:16.339	18.525	U2 MK2	B2
8	150	David WATKINS	10	1 Lap	1 Lap	Elfin FJ	D2
9	10	Emanuele GUGLIELMINETTI	10	1 Lap	54.898	Wainer FJ62	E1
10	4	Floris-Jan HEKKER	10	1 Lap	2.319	Rayberg FJ	B2
11	18	Erik JUSTESEN	10	1 Lap	6.675	U2 Mk 2	B2
12	46	Carlo Maria DEL CONTE	9	2 Laps	1 Lap	Wainer Fiat FJ	C2
13	60	Simon (Syd) FRASER	4	7 Laps	5 Laps	Lotus 20/22	E1
14	7	Duncan RABAGLIATI	3	8 Laps	1 Lap	Alexis HF1	B2

Not classified

S	67	Bob BIRRELL		DNS		Lotus 20	D1
---	----	-------------	--	-----	--	----------	----



Margin of Victory	Avg. Speed	Best Lap Tm	Best Speed	Best Lap by
18.962	124,509	2:19.893	127,383	194 - Clive RICHARDS

Chief of Timing & Scoring

Orbits

Race Director



Pergusa Sorted on Laps

Formule Junior

Pergusa 4,950 km

Race 2

19/05/2024 14:40

Race (25:00 Time) started at 14:36:00

Pos	No.	Name	Laps	Diff	Gap	Model/Engine	Class
B2							
1	32	Ray MALLOCK	11			U2 MK2	B2
2	4	Floris-Jan HEKKER	10	1 Lap	1 Lap	Rayberg FJ	B2
3	18	Erik JUSTESEN	10	1 Lap	6.675	U2 Mk 2	B2
4	7	Duncan RABAGLIATI	3	8 Laps	7 Laps	Alexis HF1	B2
C2							
1	46	Carlo Maria DEL CONTE	9			Wainer Fiat FJ	C2
Not classified							
S	67	Bob BIRRELL		DNS		Lotus 20	D1
D2							
1	72	Martin BULLOCK	11			Wren FJ	D2
2	150	David WATKINS	10	1 Lap	1 Lap	Elfin FJ	D2
E1							
1	194	Clive RICHARDS	11			Lotus 22	E1
2	79	Manfredo ROSSI DI MONTELEA	11	18.962	18.962	Lotus 22	E1
3	80	Lee MOWLE	11	25.499	6.537	Lotus 20/22	E1
4	162	Katsu KUBOTA	11	1:39.628	1:14.129	Lotus 20/22	E1
5	36	Danny BAKER	11	1:39.977	0.349	Lotus 27	E1
6	10	Emanuele GUGLIELMINETTI	10	1 Lap	1 Lap	Wainer FJ62	E1
7	60	Simon (Syd) FRASER	4	7 Laps	6 Laps	Lotus 20/22	E1

I Commissari Sportivi/Stewards



Margin of Victory	Avg. Speed	Best Lap Tm	Best Speed	Best Lap by
18.962	124,509	2:19.893	127,383	194 - Clive RICHARDS

Chief of Timing & Scoring

Orbits

Race Director




Pergusa

Formule Junior

Pergusa 4,950 km

Riepilogativa Formule Junior



Pos	No.	Name	Total Tm	Laps	Diff	Gap	Class	Model/Engine
1	194	Clive RICHARDS	53:24.438	21			E1	Lotus 22
2	79	Manfredo ROSSI DI MONTELERA	53:46.434	21	21.996	21.996	E1	Lotus 22
3	80	Lee MOWLE	53:53.147	21	28.709	6.713	E1	Lotus 20/22
4	36	Danny BAKER	55:07.861	21	1:43.423	1:14.714	E1	Lotus 27
5	162	Katsu KUBOTA	55:31.375	21	2:06.937	23.514	E1	Lotus 20/22
6	32	Ray MALLOCK	56:43.918	21	3:19.480	1:12.543	B2	U2 MK2
7	150	David WATKINS	55:09.487	20	1 Lap	1 Lap	D2	Elfin FJ
8	18	Erik JUSTESEN	56:54.844	20	1 Lap	1:45.357	B2	U2 Mk 2
9	10	Emanuele GUGLIEMINETTI	55:04.503	19	2 Laps	1 Lap	E1	Wainer FJ62
10	4	Floris-Jan HEKKER	55:11.111	19	2 Laps	6.608	B2	Rayberg FJ
11	46	Carlo Maria DEL CONTE	55:30.806	18	3 Laps	1 Lap	C2	Wainer Fiat FJ
12	60	Simon (Syd) FRASER	40:10.564	14	7 Laps	4 Laps	E1	Lotus 20/22
13	7	Duncan RABAGLIATI	36:10.837	12	9 Laps	2 Laps	B2	Alexis HF1
14	72	Martin BULLOCK	28:12.155	11	10 Laps	1 Lap	D2	Wren FJ
15	67	Bob BIRRELL	27:46.209	9	12 Laps	2 Laps	D1	Lotus 20
NF	154	Rudi FRIEDRICHS		0			E1	Lola Mk 5A
NS	22	Richard BISHOP-MILLER		0			B2	Autosport Mk2
NS	166	Geoff UNDERWOOD		0			E1	Brahham BT2

Chief of Timing & Scoring

Orbits

Race Director




Pergusa

Formule Junior

Pergusa 4,950 km

Riepilogativa Formule Junior



Pos	No.	Name	Total Tm	Laps	Diff	Gap	Class	Model/Engine
B2								
1	32	Ray MALLOCK	56:43.918	21	3:19.480	1:12.543	B2	U2 MK2
2	18	Erik JUSTESEN	56:54.844	20	1 Lap	1:45.357	B2	U2 MK 2
3	4	Floris-Jan HEKKER	55:11.111	19	2 Laps	6.608	B2	Rayberg FJ
4	7	Duncan RABAGLIATI	36:10.837	12	9 Laps	2 Laps	B2	Alexis HF1
DNS	22	Richard BISHOP-MILLER		0			B2	Autosport Mk2
C2								
1	46	Carlo Maria DEL CONTE	55:30.806	18	3 Laps	1 Lap	C2	Wainer Fiat FJ
D1								
1	67	Bob BIRRELL	27:46.209	9	12 Laps	2 Laps	D1	Lotus 20
D2								
1	150	David WATKINS	55:09.487	20	1 Lap	1 Lap	D2	Elfin FJ
2	72	Martin BULLOCK	28:12.155	11	10 Laps	1 Lap	D2	Wren FJ
E1								
1	194	Oive RICHARDS	53:24.438	21			E1	Lotus 22
2	79	Manfredo ROSSI DI MONTELEA	53:46.434	21	21.996	21.996	E1	Lotus 22
3	80	Lee MOWLE	53:53.147	21	28.709	6.713	E1	Lotus 20/22
4	36	Danny BAKER	55:07.861	21	1:43.423	1:14.714	E1	Lotus 27
5	162	Katsu KUBOTA	55:31.375	21	2:06.937	23.514	E1	Lotus 20/22
6	10	Emanuele GUGLIELMINETTI	55:04.503	19	2 Laps	1 Lap	E1	Wainer FJ62
7	60	Simon (Syd) FRASER	40:10.564	14	7 Laps	4 Laps	E1	Lotus 20/22
DNF	154	Rudi FRIEDRICHS		0			E1	Lola Mk 5A
DNS	166	Geoff UNDERWOOD		0			E1	Brabham BT2

Chief of Timing & Scoring

Orbits

Race Director

