

Historic Grand Prix 2019

FIA Lurani Trophy
Result of Qualifying

6 - 8 September 2019
Zandvoort GP - 4307 mtr.

Category FJ/1A, front-engined Formula Junior cars fitted with Fiat or Lancia engines and built and

Pos	Nbr	Name	Car	Fastest	In	Gap	Diff	Laps	Km/h
1	63	Daniele Salodini (ITA)	Taraschi FJ	2:15.441	4			7	114.48
2	27	Tom De Gres (BEL)	Stanguellini FJ	2:16.532	6	1.091	1.091	9	113.56
3	74	Malcolm Wishart (SCO)	Faranda FJ	2:34.909	6	19.468	18.377	8	100.09
4	16	Marcel Ritzi (CH)	Stanguellini FJ	2:37.460	5	22.019	2.551	8	98.47
5	118	Roger Woodbridge (GBR)	Volpini FJ	2:41.835	2	26.394	4.375	3	95.81
6	39	Dr David Innes (RSA)	Stanguellini 1100						

Category FJ/1B, front-engined Formula Junior cars built to race before 31/12/1960 (except cars

Pos	Nbr	Name	Car	Fastest	In	Gap	Diff	Laps	Km/h
1	17	Stephane Rey (FRA)	Scorpion 500 S	2:12.240	7			9	117.25

Category FJ/1B, front-engined Formula Junior cars built to race before 31/12/1960 (except cars

Pos	Nbr	Name	Car	Fastest	In	Gap	Diff	Laps	Km/h
1	8	Alex Morton (GBR)	Condor SII	2:06.712	10			10	122.37
2	11	Nick Taylor (GBR)	Elva 100	2:08.830	6	2.118	2.118	9	120.35
3	18	Erik Justesen (DK)	U2 Mk 2	2:11.825	5	5.113	2.995	7	117.62
4	4	Floris-Jan Hekker (NLD)	Rayberg FJ	2:14.748	5	8.036	2.923	9	115.07
5	7	Duncan Rabagliati (GBR)	Alexis HF1	2:22.553	5	15.841	7.805	9	108.77

Category FJ/1C, rear-engined Formula Junior cars built and raced (or officially entered to race)

Pos	Nbr	Name	Car	Fastest	In	Gap	Diff	Laps	Km/h
1	30	Luc Deneve (BEL)	Lotus 18	2:22.840	4			9	108.55

Category FJ/1C, rear-engined Formula Junior cars built and raced (or officially entered to race)

Pos	Nbr	Name	Car	Fastest	In	Gap	Diff	Laps	Km/h
1	132	Colin Nursey (GBR)	Lotus 18	2:09.752	4			10	119.50
2	14	Crispian Besley (GBR)	Cooper T56	2:10.314	9	0.562	0.562	9	118.98
3	56	Jeremy Deeley (GBR)	Cooper T56	2:10.918	5	1.166	0.604	7	118.43
4	96	Christian Lange (BEL)	Envoy FJ	2:17.078	3	7.326	6.160	7	113.11
5	46	Mark Haynes (GBR)	Elva 200	2:22.409	7	12.657	5.331	8	108.88
6	32	Gilbert Lenoir (FRA)	Elva 200	2:28.551	7	18.799	6.142	8	104.38
7	40	Peter Fenichel (GBR)	Cooper T56	2:29.063	7	19.311	0.512	8	104.02
8	31	Peter Edbrooke (GBR)	Lotus 18	2:32.971	8	23.219	3.908	8	101.36

Category FJ/2D, rear-engined and front-engined Formula Junior cars built and raced between

Pos	Nbr	Name	Car	Fastest	In	Gap	Diff	Laps	Km/h
1	72	Martin Bullock (AUS)	Wren FJ	2:02.731	10			10	126.33


Fastest time: 1:56.385 in lap 9 by nbr. 68 : Bruno Weibel (Lotus)

Results: www.raceresults.nu

Timekeeping by : Circuit Park Zandvoort

Publication-time

Time Printed : 06-09-2019 - 10:47

Race Director	Steward	Timekeeper	
Richard Cuene-Grandedier	John Naylor	Ilja Lammers (47595)	
Page 1 of 2	Results remain provisional pending technical examination and decisions from the stewards of the meeting		

Historic Grand Prix 2019

FIA Lurani Trophy Sector analyse - Race 2

6 - 8 September 2019
Zandvoort GP - 4307 mtr.

6	58	Richard Smeeton	1:03.243	3	9	35.872	1	11	41.957	2	7	2:21.072	2:22.485	2
7	61	Andrew Beaumont	1:03.803	10	12	35.816	1	10	42.363	1	12	2:21.982	2:23.588	2
8	93	Rudolf Ernst	1:03.584	2	11	34.834	1	5	42.068	1	9	2:20.486	2:22.263	2
9	181	Gregory Thornton	1:00.197	2	5	35.001	1	6	40.585	2	5	2:15.783	2:16.411	2
10	59	Lars-Goran Sjoberg	1:09.707	3	22	38.722	1	20	46.453	1	24	2:34.882	2:37.374	2

Class = Category FJ/2E, rear- and

<u>Pos</u>	<u>Nbr</u>	<u>Name / Team name</u>	<u>Sector 1</u>			<u>Sector 2</u>			<u>Sector 3</u>			<u>Theoretical best</u>	<u>Actual best</u>	<u>In</u>
			<u>time</u>	<u>Lap</u>	<u>pos</u>	<u>time</u>	<u>Lap</u>	<u>pos</u>	<u>time</u>	<u>Lap</u>	<u>pos</u>			
1	159	James Timms	1:10.146	5	23	39.574	3	25	46.771	4	26	2:36.491	2:36.825	3

Historic Grand Prix 2019

FIA Lurani Trophy
Result of Qualifying

6 - 8 September 2019
Zandvoort GP - 4307 mtr.

Category FJ/2D, rear-engined and front-engined Formula Junior cars built and raced between

Pos	Nbr	Name	Car	Fastest	In	Gap	Diff	Laps	Km/h
2	83	Jonathan Fyda (SCO)	U2 Mk3	2:03.775	9	1.044	1.044	10	125.27
3	42	Martin Aubert (ARG)	Lotus 20	2:09.157	8	6.426	5.382	9	120.05
4	5	Robin Longdon (GBR)	Lola MK3	2:10.105	8	7.374	0.948	9	119.17
5	81	Larry Kinch (C)	Lola Mk2	2:19.666	7	16.935	9.561	9	111.02
6	97	Hans Ciers (BEL)	Lotus 20	2:20.109	8	17.378	0.443	8	110.67

Category FJ/2E, rear-engined and front-engined Formula Junior cars fitted with Ford engines built

Pos	Nbr	Name	Car	Fastest	In	Gap	Diff	Laps	Km/h
1	68	Bruno Weibel (CH)	Lotus 22	1:56.385	9			10	133.22
2	99	Mark Shaw (SCO)	Brabham BT6	1:57.175	2	0.790	0.790	11	132.33
3	181	Gregory Thornton (GBR)	Lotus 20/22	1:57.627	8	1.242	0.452	10	131.82
4	75	Peter Morton (GBR)	Lightning Envoyette	1:57.935	9	1.550	0.308	10	131.47
5	55	Manfredo Rossi Di Montelera (ITA)	Lotus 22	1:58.167	3	1.782	0.232	9	131.21
6	93	Rudolf Emst (GER)	Lotus 22	2:01.968	8	5.583	3.801	10	127.13
7	61	Andrew Beaumont (GBR)	Lotus 22	2:02.173	9	5.788	0.205	10	126.91
8	58	Richard Smeeton (GBR)	Wainer 63	2:02.560	9	6.175	0.387	10	126.51
9	70	John Fyda (SCO)	Brabham BT6	2:02.761	9	6.376	0.201	10	126.30
10	59	Lars-Goran Sjoberg (SWE)	Cooper T59						

Category FJ/2E, rear-engined and front-engined Formula Junior cars fitted with Ford engines built

Pos	Nbr	Name	Car	Fastest	In	Gap	Diff	Laps	Km/h
1	159	James Timms (GBR)	Cooper T59	2:17.912	3			8	112.43

#18, #118: No transponder signal


Fastest time : 1:56.385 in lap 9 by nbr. 68 : Bruno Weibel (Lotus)

Publication-time

Results: www.raceresults.nu

Timekeeping by : Circuit Park Zandvoort

Time Printed : 06-09-2019 - 10:47

Race Director	Steward	Timekeeper	
Richard Cuene-Grandedier	John Naylor	Ilja Lammers (47595)	
Page 2 of 2	Results remain provisional pending technical examination and decisions from the stewards of the meeting		



Historic Grand Prix 2019

FIA Lurani Trophy
Laptimes - Qualifying

6 - 8 September 2019
Zandvoort GP - 4307 mtr.

Nbr	Name / Team name	1	2	3	4	5	6	7	8	9	10	11	12	13	14	15
4	Floris-Jan Hekker	2:30.634	2:17.641	2:17.620	2:15.272	2:14.748	2:17.766	2:14.826	2:18.125	2:15.664						
5	Robin Longdon	2:24.117	2:19.390	2:13.806	2:13.772	2:14.109	2:13.873	2:11.543	2:10.105	2:45.034						
7	Duncan Rabagliati	2:28.370	2:26.032	2:25.370	2:26.156	2:22.553	2:25.652	2:23.282	2:23.380	2:24.989						
8	Alex Morton	2:18.079	2:16.277	2:12.230	2:10.555	2:10.046	2:07.502	2:10.004	2:08.810	2:06.984	2:06.712					
11	Nick Taylor	2:21.132	2:15.618	2:10.145	2:11.189	2:10.474	2:08.830	2:19.633	2:57.412	2:10.660						
14	Crispian Besley	2:21.292	2:20.188	2:15.964	2:16.630	2:13.973	2:13.949	2:14.035	2:12.304	2:10.314						
16	Marcel Ritzi	2:47.869	2:49.311	2:46.019	2:42.902	2:37.460	2:38.406	2:39.671	2:38.015							
17	Stephane Rey	2:37.592	2:20.272	2:20.237	2:18.281	2:14.986	2:13.565	2:12.240	2:15.053	2:18.636						
18	Erik Justesen	2:19.054	2:15.056	2:17.002	2:15.140	2:11.825	4:53.424	2:12.742								
27	Tom De Gres	2:33.757	2:22.877	2:27.118	2:21.392	2:21.498	2:16.532	2:18.216	2:22.790	2:19.258						
30	Luc Deneve	2:29.579	2:24.925	2:23.548	2:22.840	2:24.050	2:23.323	2:25.497	2:25.316	2:25.321						
31	Peter Edbrooke	2:45.703	2:39.538	2:36.487	2:35.281	2:38.221	2:37.162	2:37.542	2:32.971							
32	Gilbert Lenoir	2:35.458	2:33.335	2:37.051	2:36.853	2:36.478	2:30.356	2:28.551	2:29.655							
39	Dr David Innes															
40	Peter Fenichel	2:35.262	2:34.477	2:35.302	2:35.730	2:30.256	2:30.743	2:29.063	2:52.209							
42	Martin Aubert	2:24.966	2:19.400	2:14.137	2:09.884	2:12.459	2:16.591	2:09.954	2:09.157	2:12.035						
46	Mark Haynes	2:39.958	2:30.107	2:29.013	2:25.551	2:24.802	2:24.148	2:22.409	2:22.876							
55	Manfredo Rossi Di Montelera	2:01.114	1:58.315	1:58.167	2:00.450	1:58.905	2:01.198	2:02.804	1:58.797	2:09.810						
56	Jeremy Deeley	2:30.574	2:17.259	2:14.738	2:14.689	2:10.918	2:12.877	6:37.542								
58	Richard Smeeton	2:17.108	2:07.703	2:05.986	2:15.504	2:04.161	2:07.164	2:05.097	2:08.658	2:02.560	2:04.004					
59	Lars-Goran Sjoberg															
61	Andrew Beaumont	2:18.268	2:12.906	2:02.699	2:04.406	2:06.886	2:03.585	2:02.931	2:03.011	2:02.173	2:19.635					
63	Daniele Salodini	2:54.184	2:50.665	2:23.805	2:15.441	2:49.893	5:12.730	2:16.745								
68	Bruno Weibel	2:14.016	2:05.930	1:59.189	1:58.725	2:01.305	1:56.538	1:57.983	1:56.958	1:56.385	2:02.931					
70	John Fyda	2:20.657	2:07.531	2:09.836	2:06.728	2:05.677	2:06.382	2:04.427	2:04.248	2:02.761	2:04.532					
72	Martin Bullock	2:20.353	2:14.193	2:10.572	2:06.523	2:06.370	2:05.118	2:04.685	2:05.713	2:03.143	2:02.731					
74	Malcolm Wishart	2:49.486	2:41.907	2:41.277	2:36.522	2:40.664	2:34.909	2:43.152	2:35.418							
75	Peter Morton	2:13.600	2:04.711	2:01.672	2:03.512	2:02.063	1:58.193	1:59.218	2:00.120	1:57.935	1:59.440					
81	Larry Kinch	2:25.227	2:25.238	2:21.985	2:23.250	2:22.599	2:20.974	2:19.666	2:22.831	2:23.074						
83	Jonathan Fyda	2:20.457	2:09.841	2:09.516	2:04.941	2:06.030	2:04.600	2:06.167	2:06.535	2:03.775	2:05.846					
93	Rudolf Ernst	2:16.588	2:05.757	2:03.507	2:07.494	2:08.457	2:09.514	2:07.523	2:01.968	2:09.268	2:03.976					
96	Christian Lange	2:20.040	2:22.288	2:17.078	2:23.214	2:20.936	2:37.366	4:46.407								
97	Hans Ciers	2:40.157	2:29.915	2:22.871	2:20.874	2:26.017	2:21.947	2:20.659	2:20.109							
99	Mark Shaw	2:03.957	1:57.175	2:01.957	2:00.264	1:59.506	2:01.034	2:00.878	1:57.302	1:57.474	1:59.907	2:00.228				
118	Roger Woodbridge	2:46.683	2:41.835	2:44.633												
132	Colin Nursey	2:16.382	2:11.744	2:10.111	2:09.752	2:12.871	2:10.755	2:12.669	2:11.167	2:13.009	2:10.171					
159	James Timms	2:27.691	2:42.023	2:17.912	2:22.090	2:23.059	2:24.201	2:23.216	2:22.136							
181	Gregory Thornton	2:02.732	1:59.302	1:59.242	2:01.674	1:58.331	2:00.996	2:00.570	1:57.627	2:00.672	2:19.305					

Historic Grand Prix 2019

FIA Lurani Trophy
Sector analyse - Qualifying

6 - 8 September 2019
Zandvoort GP - 4307 mtr.

Pos	Nbr	Name / Team name	Sector 1			Sector 2			Sector 3			Theoretical best	Actual best	In
			time	Lap	pos	time	Lap	pos	time	Lap	pos			
1	68	Bruno Weibel	51.234	7	2	30.205	9	1	34.492	6	2	1:55.931	1:56.385	9
2	99	Mark Shaw	51.280	7	3	30.360	2	4	34.889	2	4	1:56.529	1:57.175	2
3	181	Gregory Thornton	51.618	3	4	30.272	8	2	35.025	5	5	1:56.915	1:57.627	8
4	75	Peter Morton	52.038	11	5	30.806	10	5	34.693	9	3	1:57.537	1:57.935	9
5	55	Manfredo Rossi Di Montelera	51.201	3	1	30.311	8	3	34.444	8	1	1:55.956	1:58.167	3
6	93	Rudolf Ernst	54.194	11	10	31.551	8	7	36.120	10	8	2:01.865	2:01.968	8
7	61	Andrew Beaumont	53.779	9	7	30.891	8	6	36.020	9	7	2:00.690	2:02.173	9
8	58	Richard Smeeton	54.111	7	9	31.859	9	9	36.406	10	11	2:02.376	2:02.560	9
9	72	Martin Bullock	54.000	11	8	31.748	10	8	36.257	9	10	2:02.005	2:02.731	10
10	70	John Fyda	53.471	10	6	32.312	9	11	35.971	9	6	2:01.754	2:02.761	9
11	83	Jonathan Fyda	55.414	10	11	31.986	4	10	36.193	9	9	2:03.593	2:03.775	9
12	8	Alex Morton	55.656	10	12	32.937	9	12	37.706	10	12	2:06.299	2:06.712	10
13	11	Nick Taylor	56.481	10	13	33.039	7	13	37.939	8	13	2:07.459	2:08.830	6
14	42	Martin Aubert	57.049	10	15	33.606	10	17	37.973	7	14	2:08.628	2:09.157	8
15	132	Colin Nursey	57.190	4	16	33.209	10	16	38.459	8	17	2:08.858	2:09.752	4
16	5	Robin Longdon	58.263	8	18	33.066	9	14	38.458	3	16	2:09.787	2:10.105	8
17	14	Crispian Besley	57.585	10	17	34.103	6	18	38.205	9	15	2:09.893	2:10.314	9
18	56	Jeremy Deeley	56.556	8	14	33.186	7	15	38.917	5	18	2:08.659	2:10.918	5
19	18	Erik Justesen											2:11.825	5
20	17	Stephane Rey	58.571	10	19	34.276	7	19	38.994	7	19	2:11.841	2:12.240	7
21	4	Floris-Jan Hekker	59.517	5	20	34.824	4	21	40.097	7	21	2:14.438	2:14.748	5
22	63	Daniele Saladini	1:00.405	4	21	34.996	7	24	39.911	4	20	2:15.312	2:15.441	4
23	27	Tom De Gres	1:00.902	7	24	34.912	5	22	40.136	6	22	2:15.950	2:16.532	6
24	96	Christian Lange	1:00.603	3	22	34.302	3	20	42.173	3	28	2:17.078	2:17.078	3
25	159	James Timms	1:00.851	3	23	35.850	3	26	41.211	3	25	2:17.912	2:17.912	3
26	81	Larry Kinch	1:02.298	8	25	35.495	7	25	40.901	5	24	2:18.694	2:19.666	7
27	97	Hans Ciers	1:02.443	9	26	34.925	9	23	40.432	8	23	2:17.800	2:20.109	8
28	46	Mark Haynes	1:02.767	9	27	36.241	7	28	41.836	8	26	2:20.844	2:22.409	7
29	7	Duncan Rabagliati	1:03.545	5	29	36.409	7	30	41.956	5	27	2:21.910	2:22.553	5
30	30	Luc Deneve	1:02.871	3	28	36.096	6	27	42.732	4	29	2:21.699	2:22.840	4
31	32	Gilbert Lenoir	1:06.225	7	31	38.233	8	32	43.463	7	30	2:27.921	2:28.551	7
32	40	Peter Fenichel	1:04.755	7	30	36.318	5	29	44.534	5	32	2:25.607	2:29.063	7
33	31	Peter Edbrooke	1:07.955	7	32	37.739	8	31	44.524	3	31	2:30.218	2:32.971	8
34	74	Malcolm Wishart	1:08.578	6	33	39.608	8	34	46.007	4	33	2:34.193	2:34.909	6
35	16	Marcel Ritzl	1:10.535	8	34	38.309	8	33	47.163	5	34	2:36.007	2:37.460	5
36	118	Roger Woodbridge											2:41.835	2
37	39	Dr David Innes												

Historic Grand Prix 2019

FIA Lurani Trophy - Race 1

6 - 8 September 2019
Zandvoort GP - 4307 mtr.

Pos	No	Name	Lap	1	2	3	4	5	6	7	8	9	10	11
1	68	Bruno Weibel		68	68	68	68	68	68	68	68	68	68	68
2	55	Manfredo Rossi Di Montelera		55	55	55	55	55	55	55	55	55	55	55
3	99	Mark Shaw		181	181	181	181	181	99	99	99	99	99	99
4	75	Peter Morton		99	99	99	99	99	181	181	75	75	75	75
5	181	Gregory Thornton		75	75	75	75	75	75	75	181	181	181	181
6	70	John Fyda		70	70	70	70	70	70	70	70	70	70	70
7	61	Andrew Beaumont		61	61	61	61	61	61	61	61	61	61	61
8	83	Jonathan Fyda		83	83	83	83	83	83	83	83	83	83	83
9	8	Alex Morton		72	8	58	58	58	58	8	8	8	8	8
10	58	Richard Smeeton		8	11	8	8	8	8	58	58	58	58	58
11	93	Rudolf Ernst		11	58	11	11	11	72	72	93	93	93	
12	72	Martin Bullock		58	72	72	72	72	93	93	72	72	72	
13	11	Nick Taylor		93	93	93	93	93	11	11	11	11	11	
14	56	Jeremy Deeley		42	14	56	14	5	5	56	56	56	56	
15	42	Martin Aubert		14	42	14	5	14	56	42	42	42	42	
16	5	Robin Longdon		4	56	5	42	56	14	5	5	5	5	
17	132	Colin Nursey		5	5	42	56	42	42	14	14	14	132	
18	14	Crispian Besley		56	4	18	18	18	18	18	132	132	14	
19	96	Christian Lange		18	18	4	4	4	132	132	96	96	96	
20	17	Stephane Rey		17	96	96	96	132	4	4	4	17	17	
21	46	Mark Haynes		132	17	132	132	96	96	96	17	46	46	
22	59	Lars-Goran Sjoberg		96	132	17	17	17	17	17	46	59	59	
23	30	Luc Deneve		63	63	46	46	46	46	46	59	30		
24	97	Hans Ciers		46	46	63	63	63	59	59	30	97		
25	40	Peter Fenichel		27	97	30	59	59	30	30	97	40		
26	7	Duncan Rabagliati		81	59	59	30	30	63	97	40	7		
27	159	James Timms		97	30	97	97	97	97	40	7	159		

Fastest time : 2:03.918 in lap 7 by nbr. 55 : Manfredo Rossi Di Montelera (Lotus)

Timekeeping by : Circuit Park Zandvoort

Results: www.raceresults.nu



Historic Grand Prix 2019

FIA Lurani Trophy - Race 1

6 - 8 September 2019
Zandvoort GP - 4307 mtr.

Pos	No	Name	Lap	1	2	3	4	5	6	7	8	9	10	11
28	32	Gilbert Lenoir		30	40	40	40	40	40	7	159	32		
29	63	Daniele Salodini		32	32	32	7	7	7	159	32	63		
30	18	Erik Justesen		40	7	7	32	159	159	63	63	18		
31	16	Marcel Ritzi		59	159	159	159	32	32	32	18	16		
32	4	Floris-Jan Hekker		7	81	16	16	16	16	16	16			
33	81	Larry Kinch		159	16									
34	27	Tom De Gres		16	27									

Fastest time : 2:03.918 in lap 7 by nbr. 55 : Manfredo Rossi Di Montelera (Lotus)

Timekeeping by : Circuit Park Zandvoort

Results: www.raceresults.nu



Historic Grand Prix 2019

FIA Lurani Trophy
Laptimes - Race 1

6 - 8 September 2019
Zandvoort GP - 4307 mtr.

Nbr	Name / Team name	1	2	3	4	5	6	7	8	9	10	11	12	13	14	15	16	17	18	19	20	
4	Floris-Jan Hekker	2:31.386	2:26.583	2:27.695	2:25.992	2:25.040	2:25.209	2:23.501	2:23.607													
5	Robin Longdon	2:33.019	2:25.533	2:22.326	2:21.843	2:19.645	2:18.701	2:22.628	2:19.160	2:24.737	3:55.636											
7	Duncan Rabagliati	2:46.762	2:43.222	2:39.060	2:40.455	2:36.338	2:34.011	2:34.730	2:36.112	4:04.297												
8	Alex Morton	2:27.666	2:23.877	2:20.328	2:18.530	2:17.614	2:14.368	2:16.334	2:16.215	2:17.279	2:27.235	2:34.255										
11	Nick Taylor	2:27.769	2:23.746	2:22.198	2:19.317	2:19.695	2:21.373	2:19.183	2:20.438	2:18.065	4:08.186											
14	Crispian Besley	2:31.327	2:24.849	2:25.075	2:22.444	2:21.166	2:19.524	2:21.703	2:24.279	2:24.355	3:52.463											
16	Marcel Ritzl	2:50.696	2:44.130	2:44.247	2:44.618	2:45.851	2:45.131	2:48.996	2:56.899	3:09.825												
17	Stephane Rey	2:36.155	2:29.575	2:30.947	2:27.550	2:25.663	2:25.872	2:28.501	2:27.338	2:38.326	3:08.719											
18	Erik Justesen	2:36.047	2:26.152	2:23.849	2:22.621	2:22.059	2:20.460	2:19.366	5:07.607	3:31.412												
27	Tom De Gres	2:41.914	3:06.247																			
30	Luc Deneve	2:45.137	2:41.148	2:36.752	2:36.468	2:37.205	2:34.864	2:31.285	2:36.320	4:10.804												
32	Gilbert Lenoir	2:45.345	2:43.336	2:38.718	2:42.697	2:44.171	2:43.160	2:41.392	2:45.615	3:38.188												
40	Peter Fenichel	2:45.929	2:42.537	2:39.377	2:41.606	2:35.762	2:33.742	2:33.691	2:30.929	4:09.690												
42	Martin Aubert	2:31.767	2:26.797	2:26.217	2:22.535	2:20.642	2:18.551	2:17.963	2:19.756	2:23.797	3:56.429											
46	Mark Haynes	2:40.401	2:36.456	2:32.642	2:32.805	2:31.613	2:32.070	2:30.301	2:31.904	2:38.596	2:39.183											
55	Manfredo Rossi Di Montelera	2:12.776	2:09.234	2:13.441	2:07.880	2:08.583	2:07.632	2:03.918	2:05.265	2:07.167	2:16.656	3:55.670										
56	Jeremy Deeley	2:32.867	2:23.855	2:22.930	2:27.077	2:18.750	2:17.120	2:17.954	2:21.096	2:22.709	3:55.812											
58	Richard Smeeton	2:28.958	2:23.155	2:19.666	2:18.827	2:16.756	2:14.953	2:20.286	2:17.911	2:19.649	2:28.744	2:29.519										
59	Lars-Goran Sjoberg	2:44.515	2:38.591	2:37.405	2:36.047	2:36.947	2:33.638	2:32.476	2:33.568	2:40.288	2:48.183											
61	Andrew Beaumont	2:23.675	2:18.382	2:18.212	2:17.694	2:15.943	2:16.160	2:18.209	2:20.610	2:15.442	2:28.094	2:41.184										
63	Daniele Salodini	2:41.021	2:36.499	2:34.252	2:36.729	2:45.046	2:45.473	2:56.943	2:57.438	3:34.908												
68	Bruno Weibel	2:13.690	2:09.132	2:08.846	2:08.971	2:09.195	2:08.572	2:05.081	2:05.550	2:05.319	2:08.285	4:02.183										
70	John Fyda	2:18.528	2:11.868	2:11.577	2:10.726	2:11.147	2:16.206	2:10.434	2:10.665	2:11.462	2:19.178	3:23.254										
72	Martin Bullock	2:27.933	2:25.229	2:22.748	2:20.678	2:18.141	2:17.540	2:19.071	2:22.637	2:16.792	4:09.188											
75	Peter Morton	2:17.849	2:11.111	2:09.813	2:09.939	2:10.515	2:10.639	2:07.572	2:07.922	2:06.507	2:20.843	3:37.393										

Historic Grand Prix 2019

FIA Lurani Trophy
Laptimes - Race 1

6 - 8 September 2019
Zandvoort GP - 4307 mtr.

Nbr	Name / Team name	1	2	3	4	5	6	7	8	9	10	11	12	13	14	15	16	17	18	19	20
81	Larry Kinch	2:41.698	2:53.050																		
83	Jonathan Fyda	2:24.370	2:18.263	2:18.138	2:17.813	2:16.455	2:17.578	2:19.063	2:18.754	2:18.558	2:24.009	2:40.361									
93	Rudolf Ernst	2:31.406	2:23.384	2:21.505	2:20.639	2:18.185	2:19.673	2:16.852	2:20.513	2:17.752	4:08.391										
96	Christian Lange	2:36.582	2:27.394	2:26.827	2:25.274	2:22.903	2:22.696	2:22.551	2:22.491	2:30.607	3:32.656										
97	Hans Ciers	2:43.391	2:43.102	2:39.431	2:36.089	2:40.630	2:35.869	2:32.945	2:32.557	4:07.606											
99	Mark Shaw	2:17.495	2:10.501	2:08.989	2:07.877	2:11.167	2:10.070	2:07.866	2:06.719	2:08.243	2:23.630	3:37.864									
132	Codin Nursey	2:37.188	2:28.141	2:26.554	2:25.141	2:20.350	2:19.240	2:19.139	2:20.610	2:19.703	3:48.440										
159	James Timms	2:50.109	2:42.501	2:38.417	2:41.193	2:41.266	2:36.737	2:38.647	2:40.456	3:53.201											
181	Gregory Thornton	2:15.280	2:11.069	2:10.081	2:08.557	2:11.652	2:10.641	2:10.911	2:08.386	2:07.450	2:20.271	3:37.135									

Historic Grand Prix 2019

FIA Lurani Trophy
Sector analyse - Race 1

6 - 8 September 2019
Zandvoort GP - 4307 mtr.

Pos	Nbr	Name / Team name	Sector 1			Sector 2			Sector 3			Theoretical best	Actual best	In
			time	Lap	pos	time	Lap	pos	time	Lap	pos			
1	68	Bruno Weibel	53.586	9	2	33.905	8	3	36.323	9	1	2:03.814	2:05.081	7
2	55	Manfredo Rossi Di Montelera	53.167	9	1	33.700	7	2	36.582	7	2	2:03.449	2:03.918	7
3	99	Mark Shaw	54.358	10	4	34.208	8	5	37.429	8	4	2:05.995	2:06.719	8
4	75	Peter Morton	54.145	10	3	33.681	9	1	37.036	6	3	2:04.862	2:06.507	9
5	181	Gregory Thornton	54.588	10	5	33.905	9	4	37.644	6	5	2:06.137	2:07.450	9
6	70	John Fyda	55.728	5	6	34.753	7	6	38.340	8	6	2:08.821	2:10.434	7
7	61	Andrew Beaumont	59.248	9	11	35.666	8	8	40.066	9	11	2:14.980	2:15.442	9
8	83	Jonathan Fyda	59.077	6	9	36.989	3	19	39.339	9	8	2:15.405	2:16.455	5
9	8	Alex Morton	59.352	6	12	35.650	8	7	39.017	6	7	2:14.019	2:14.368	6
10	58	Richard Smeeton	58.904	6	8	35.708	7	9	39.617	8	9	2:14.229	2:14.953	6
11	93	Rudolf Ernst	58.705	9	7	36.212	8	12	39.915	5	10	2:14.832	2:16.852	7
12	72	Martin Bullock	59.485	9	13	36.077	6	10	40.621	5	13	2:16.183	2:16.792	9
13	11	Nick Taylor	59.922	9	15	37.160	9	20	40.983	9	18	2:18.065	2:18.065	9
14	56	Jeremy Deeley	59.231	7	10	36.260	7	13	40.830	6	14	2:16.321	2:17.120	6
15	42	Martin Aubert	1:00.148	7	16	36.580	7	16	40.978	6	17	2:17.706	2:17.963	7
16	5	Robin Longdon	1:00.389	7	18	36.368	8	14	40.569	7	12	2:17.326	2:18.701	6
17	132	Colin Nursey	1:00.177	8	17	36.707	7	18	40.964	7	16	2:17.848	2:19.139	7
18	14	Crispian Besley	59.902	7	14	36.393	4	15	40.918	8	15	2:17.213	2:19.524	6
19	96	Christian Lange	1:02.268	9	21	36.653	8	17	42.030	5	20	2:20.951	2:22.491	8
20	17	Stephane Rey	1:03.978	9	22	38.166	5	22	43.071	6	22	2:25.215	2:25.663	5
21	46	Mark Haynes	1:07.258	7	25	39.034	3	25	43.676	7	23	2:29.968	2:30.301	7
22	59	Lars-Goran Sjoberg	1:06.432	7	24	39.149	7	27	45.709	8	28	2:31.290	2:32.476	7
23	30	Luc Deneve	1:06.207	7	23	38.927	7	24	45.968	6	29	2:31.102	2:31.285	7
24	97	Hans Ciers	1:08.171	8	29	39.116	7	26	44.169	7	24	2:31.456	2:32.557	8
25	40	Peter Fenichel	1:07.428	8	27	38.257	7	23	44.605	8	25	2:30.290	2:30.929	8
26	7	Duncan Rabagliati	1:07.932	8	28	39.486	7	28	45.591	6	27	2:33.009	2:34.011	6
27	159	James Timms	1:07.319	8	26	39.887	6	29	47.019	3	33	2:34.225	2:36.737	6
28	32	Gilbert Lenoir	1:10.113	4	31	40.560	3	31	46.773	7	31	2:37.446	2:38.718	3
29	63	Daniele Salodini	1:09.332	3	30	40.033	3	30	44.887	3	26	2:34.252	2:34.252	3
30	18	Erik Justesen	1:00.601	8	19	36.142	7	11	41.649	6	19	2:18.392	2:19.366	7
31	16	Marcel Ritzi	1:12.709	2	33	41.238	2	33	48.944	4	34	2:42.891	2:44.130	2
32	4	Floris-Jan Hekker	1:01.923	9	20	37.487	8	21	42.989	6	21	2:22.399	2:23.501	7
33	81	Larry Kinch	1:11.630	2	32	40.777	2	32	46.501	1	30	2:38.908		
34	27	Tom De Gres	1:13.048	1	34	41.887	1	34	46.979	1	32	2:41.914		

Historic Grand Prix 2019

FIA Lurani Trophy

6 - 8 September 2019

Result of Race 2

Zandvoort GP - 4307 mtr.

Category FJ/1A, front-engined Formula Junior cars fitted with Fiat or Lancia engines pre 31/12/1960.

Pos	Nbr	Name	Car	Gap	Diff	Total time	Fastest	In
1	74	Malcolm Wishart (SCO)	Faranda FJ	-- 9 laps --		26:26.747	2:50.895	6
2	63	Daniele Salodini (ITA)	Taraschi FJ	1.146	1:1.46	26:27.893	2:51.673	7
3	16	Marcel Ritzi (CH)	Stanguellini FJ	1:02.888	1:01.742	27:29.635	2:53.161	6
4	39	Dr David Innes (RSA)	Stanguellini 1100					

Category FJ/1B, front-engined Formula Junior cars built before 31/12/1960 (except Class A cars)

Pos	Nbr	Name	Car	Gap	Diff	Total time	Fastest	In
1	17	Stephane Rey (FRA)	Scorpion 500 S	-- 10 laps --		26:18.089	2:33.732	7

Category FJ/1B, front-engined Formula Junior cars before 31/12/1960 (except cars in Class A)

Pos	Nbr	Name	Car	Gap	Diff	Total time	Fastest	In
1	8	Alex Morton (GBR)	Condor SII	-- 11 laps --		26:59.056	2:22.855	2
2	11	Nick Taylor (GBR)	Elva 100	21.453	21.453	27:20.509	2:23.577	2
3	18	Erik Justesen (DK)	U2 MK 2	-- 10 laps --		26:12.141	2:34.792	8
4	7	Duncan Rabagliati (GBR)	Alexis HF1	1:40.013	1:40.013	27:52.154	2:44.333	2

Category FJ/1C, rear-engined Formula Junior cars before 31/12/1960 with engines of 1000cm3 or

Pos	Nbr	Name	Car	Gap	Diff	Total time	Fastest	In
1	30	Luc Deneve (BEL)	Lotus 18	-- 10 laps --		27:10.873	2:39.039	8

Category FJ/1C, rear-engined Formula Junior cars before 31/12/1960 with engines of 1100cm3 or

Pos	Nbr	Name	Car	Gap	Diff	Total time	Fastest	In
1	56	Jeremy Deeley (GBR)	Cooper T56	-- 11 laps --		28:02.540	2:27.456	2
2	14	Crispian Besley (GBR)	Cooper T56	-- 10 laps --		25:38.718	2:27.790	2
3	132	Colin Nursey (GBR)	Lotus 18	32.080	32.080	26:10.798	2:33.089	2
4	46	Mark Haynes (GBR)	Elva 200	1:30.176	58.096	27:08.894	2:39.635	8
5	40	Peter Fenichel (GBR)	Cooper T56	1:47.089	16.913	27:25.807	2:39.438	8
6	32	Gilbert Lenoir (FRA)	Elva 200	-- 9 laps --		25:40.955	2:43.028	2

Category FJ/2D, rear- and front-engined Formula Junior cars between 1/1/1961 and 31/12/1963 -drum

Pos	Nbr	Name	Car	Gap	Diff	Total time	Fastest	In
1	83	Jonathan Fyda (SCO)	U2 Mk3	-- 11 laps --		27:21.030	2:24.409	2
2	5	Robin Longdon (GBR)	Lola MK3	41.805	41.805	28:02.835	2:27.471	2
3	72	Martin Bullock (AUS)	Wren FJ	-- 10 laps --		24:28.820	2:20.935	2
4	42	Martin Aubert (ARG)	Lotus 20	1:11.766	1:11.766	25:40.586	2:27.308	2
5	97	Hans Ciers (BEL)	Lotus 20	-- 9 laps --		25:51.995	2:46.257	2
6	81	Larry Kinch (C)	Lola Mk2	-- 8 laps --		20:55.056	2:33.499	7


Fastest time: 2:14.944 in lap 2 by nbr. 55: Manfredi Rossi Di Monteleira (Lotus)

Publication-time

Results: www.raceresults.nu

Timekeeping by : Circuit Park Zandvoort

Time Printed 08-09-2019 - 12:38

Race Director Richard Cuene-Grandidier	Steward John Naylor (190)	Timekeeper Ilja Lammers (47595)	
Page 1 of 2	Results remain provisional pending technical examination and decisions from the stewards of the meeting		



GASSAN CHOPARD
A Brilliant Choice



 6-7-8 SEPTEMBER 2019

WWW.HISTORICGRANDPRIX.NL

Historic Grand Prix 2019

FIA Lurani Trophy
Result of Race 2

6 - 8 September 2019
Zandvoort GP - 4307 mtr.

Category FJ/2E, rear-and front-engined Formula Junior cars with Ford engines between 1/1/1961 and

Pos	Nbr	Name	Car	Gap	Diff	Total time	Fastest	In
1	99	Mark Shaw (SCO)	Brabham BT6	-- 11 laps --		25:33.227	2:16.618	2
2	68	Bruno Weibel (CH)	Lotus 22	2.860	2.860	25:36.087	2:15.302	2
3	75	Peter Morton (GBR)	Lightning Envoyette	9.796	6.936	25:43.023	2:16.184	2
4	55	Manfredo Rossi Di Montelera (ITA)	Lotus 22	25.972	16.176	25:59.199	2:14.944	2
5	70	John Fyda (SCO)	Brabham BT6	1:01.015	35.043	26:34.242	2:17.207	2
6	58	Richard Smeeton (GBR)	Wainer 63	1:13.370	12.355	26:46.597	2:22.485	2
7	61	Andrew Beaumont (GBR)	Lotus 22	1:25.418	12.048	26:58.645	2:23.588	2
8	93	Rudolf Ernst (GER)	Lotus 22	1:30.629	5.211	27:03.856	2:22.263	2
9	181	Gregory Thornton (GBR)	Lotus 20/22	-- 5 laps --		12:17.527	2:16.411	2
10	59	Lars-Goran Sjoberg (SWE)	Cooper T59	-- 3 laps --		8:09.471	2:37.374	2

Category FJ/2E, rear- and front-engined Formula Junior cars with Ford engines between 1/1/61 and

Pos	Nbr	Name	Car	Gap	Diff	Total time	Fastest	In
1	159	James Timms (GBR)	Cooper T59	-- 10 laps --		26:54.906	2:36.825	3

Car 93 - Time penalty (5 sec) - Stew ards dec. N° 17


Fastest time: 2:14.944 in lap 2 by nbr. 55: Manfredo Rossi Di Montelera (Lotus)

Publication-time

Results: www.raceresults.nu

Timekeeping by : Circuit Park Zandvoort

Time Printed 08-09-2019 - 12:38

Race Director	Steward	Timekeeper	
Richard Cuene-Grandidier	John Naylor (190)	Ilja Lammers (47595)	
Page 2 of 2	Results remain provisional pending technical examination and decisions from the stewards of the meeting		



GASSAN CHOPARD
A Brilliant Choice



 6-7-8 SEPTEMBER 2019

WWW.HISTORICGRANDPRIX.NL

Historic Grand Prix 2019

Positions for each lap - Race 2

6 - 8 September 2019

Zandvoort GP - 4307 mtr.

FIA Lurani Trophy Positions for each lap

Pos	Nr.	Name	1	2	3	4	5	6	7	8	9	10	11
1	99	Mark Shaw	68	68	68	68	55	55	68	68	68	68	99
2	68	Bruno Weibel	181	55	55	55	68	68	55	99	99	99	68
3	75	Peter Morton	55	181	181	75	75	99	99	75	75	55	75
4	55	Manfredo Rossi Di Montelera	75	75	75	181	99	75	75	55	55	75	55
5	70	John Fyda	99	99	99	99	70	70	70	70	70	70	70
6	58	Richard Smeeton	70	70	70	70	58	58	58	58	58	58	58
7	61	Andrew Beaumont	93	93	93	93	93	93	93	93	93	93	61
8	93	Rudolf Ernst	61	72	72	58	72	72	72	72	72	72	93
9	8	Alex Morton	72	61	58	72	61	61	61	61	61	61	8
10	11	Nick Taylor	83	58	61	61	8	8	8	8	8	8	11
11	83	Jonathan Fyda	58	83	83	8	181	83	83	83	83	11	83
12	56	Jeremy Deeley	8	8	8	83	83	11	11	11	11	83	56
13	5	Robin Longdon	11	11	11	11	11	42	42	42	42	56	5
14	72	Martin Bullock	42	42	42	42	42	5	5	5	56	5	
15	14	Crispian Besley	14	14	14	56	56	56	56	56	5	14	
16	42	Martin Aubert	56	56	56	5	5	14	14	14	14	42	
17	132	Colin Nursey	5	5	5	14	14	132	132	18	132	132	
18	18	Erik Justesen	18	18	132	132	132	18	18	132	18	18	
19	17	Stephane Rey	17	132	18	18	18	81	81	81	17	17	
20	159	James Timms	132	81	81	81	81	17	17	17	159	159	
21	46	Mark Haynes	81	17	17	17	17	159	159	159	46	46	
22	30	Luc Deneve	46	46	59	159	159	46	46	46	30	30	
23	40	Peter Fenichel	40	59	159	46	46	40	30	30	40	40	
24	7	Duncan Rabagliati	30	159	46	40	40	30	40	40	7	7	
25	32	Gilbert Lenoir	159	40	40	30	30	7	7	7	32		
26	97	Hans Ciers	59	30	30	7	7	32	32	32	97		
27	74	Malcolm Wishart	7	7	7	32	32	97	97	97	74		
28	63	Daniele Salodini	97	97	32	97	97	63	63	63	63		
29	16	Marcel Ritzl	32	32	97	63	63	74	74	74	16		
30	81	Larry Kinch	63	63	63	74	74	16	16	16			
31	181	Gregory Thornton	74	74	74	16	16						
32	59	Lars-Goran Sjoberg	16	16	16								

Historic Grand Prix 2019

FIA Lurani Trophy

6 - 8 September 2019

Result of Race 1

Zandvoort GP - 4307 mtr.

Category FJ/1A, front-engined Formula Junior cars fitted with Fiat or Lancia engines pre 31/12/1960.

Pos	Nbr	Name	Car	Gap	Diff	Total time	Fastest	In
1	63	Daniele Salodini (ITA)	Taraschi FJ	-- 9 laps --		25:39.950	2:34.252	3
2	16	Marcel Ritzi (CH)	Stanguellini FJ	9.241	9.241	25:49.191	2:44.130	2
3	27	Tom De Gres (BEL)	Stanguellini FJ	-- 2 laps --		6:01.016		
4	39	Dr David Innes (RSA)	Stanguellini 1100					
5	74	Malcolm Wishart (SCO)	Faranda FJ					

Category FJ/1B, front-engined Formula Junior cars built before 31/12/1960 (except Class A cars)

Pos	Nbr	Name	Car	Gap	Diff	Total time	Fastest	In
1	17	Stephane Rey (FRA)	Scorpion 500 S	-- 10 laps --		25:49.839	2:25.663	5

Category FJ/1B, front-engined Formula Junior cars built to race before 31/12/1960 (except cars)

Pos	Nbr	Name	Car	Gap	Diff	Total time	Fastest	In
1	8	Alex Morton (GBR)	Condor SII	-- 11 laps --		26:02.523	2:14.368	6
2	11	Nick Taylor (GBR)	Elva 100	-- 10 laps --		25:28.931	2:18.065	9
3	7	Duncan Rabagliati (GBR)	Alexis HF1	-- 9 laps --		25:30.044	2:34.011	6
4	18	Erik Justesen (DK)	U2 Mk 2	10.378	10.378	25:40.422	2:19.366	7
5	4	Floris-Jan Hekker (NLD)	Rayberg FJ	-- 8 laps --		19:40.426	2:23.501	7

Category FJ/1C, rear-engined Formula Junior cars built and raced (or officially entered to race)

Pos	Nbr	Name	Car	Gap	Diff	Total time	Fastest	In
1	30	Luc Deneve (BEL)	Lotus 18	-- 9 laps --		25:24.239	2:31.285	7

Category FJ/1C, rear-engined Formula Junior cars built and raced (or officially entered to race)

Pos	Nbr	Name	Car	Gap	Diff	Total time	Fastest	In
1	56	Jeremy Deeley (GBR)	Cooper T56	-- 10 laps --		25:31.313	2:17.120	6
2	132	Colin Nursey (GBR)	Lotus 18	5.356	5.356	25:36.669	2:19.139	7
3	14	Crispian Besley (GBR)	Cooper T56	5.452	0.096	25:36.765	2:19.524	6
4	96	Christian Lange (BEL)	Envoy FJ	11.571	6.119	25:42.884	2:22.491	8
5	46	Mark Haynes (GBR)	Elva 200	27.151	15.580	25:58.464	2:30.301	7
6	40	Peter Fenichel (GBR)	Cooper T56	-- 9 laps --		25:27.745	2:30.929	8
7	32	Gilbert Lenoir (FRA)	Elva 200	9.841	9.841	25:37.586	2:38.718	3


Fastest time: 2:03.918 in lap 7 by nbr. 55: Manfredi Rossi Di Monteleira (Lotus)

Publication-time

Results: www.raceresults.nu

Timekeeping by: Circuit Park Zandvoort

Time Printed 07-09-2019 - 09:25

Race Director	Steward	Timekeeper	
Richard Cuene-Grandidier	John Naylor	Ilja Lammers (47595)	
Page 1 of 2	Results remain provisional pending technical examination and decisions from the stewards of the meeting		



GASSAN CHOPARD
A Brilliant Choice



 6-7-8 SEPTEMBER 2019

WWW.HISTORICGRANDPRIX.NL

Historic Grand Prix 2019

FIA Lurani Trophy
Result of Race 1

6 - 8 September 2019
Zandvoort GP - 4307 mtr.

Category FJ/2D, rear-engined and front-engined Formula Junior cars built and raced between

Pos	Nbr	Name	Car	Gap	Diff	Total time	Fastest	In
1	83	Jonathan Fyda (SCO)	U2 Mk3	-- 11 laps --		26:01.674	2:16.455	5
2	72	Martin Bullock (AUS)	Wren FJ	-- 10 laps --		25:27.916	2:16.792	9
3	42	Martin Aubert (ARG)	Lotus 20	5.573	5.573	25:33.489	2:17.963	7
4	5	Robin Longdon (GBR)	Lola MK3	5.882	0.309	25:33.798	2:18.701	6
5	97	Hans Ciers (BEL)	Lotus 20	-- 9 laps --		25:25.098	2:32.557	8
6	81	Larry Kinch (C)	Lola Mk2	-- 2 laps --		5:48.835		

Category FJ/2E, rear-engined and front-engined Formula Junior cars fitted with Ford engines built

Pos	Nbr	Name	Car	Gap	Diff	Total time	Fastest	In
1	68	Bruno Weibel (CH)	Lotus 22	-- 11 laps --		25:30.286	2:05.081	7
2	55	Manfredo Rossi Di Montelera (ITA)	Lotus 22	4.763	4.763	25:35.049	2:03.918	7
3	99	Mark Shaw (SCO)	Brabham BT6	7.400	2.637	25:37.686	2:06.719	8
4	75	Peter Morton (GBR)	Lightning Envoyette	7.461	0.061	25:37.747	2:06.507	9
5	181	Gregory Thornton (GBR)	Lotus 20/22	7.659	0.198	25:37.945	2:07.450	9
6	70	John Fyda (SCO)	Brabham BT6	12.894	5.235	25:43.180	2:10.434	7
7	61	Andrew Beaumont (GBR)	Lotus 22	30.840	17.946	26:01.126	2:15.442	9
8	58	Richard Smeeton (GBR)	Wainer 63	36.740	5.900	26:07.026	2:14.953	6
9	93	Rudolf Ernst (GER)	Lotus 22	-- 10 laps --		25:26.269	2:16.852	7
10	59	Lars-Goran Sjoberg (SWE)	Cooper T59	1:12.348	1:12.348	26:38.617	2:32.476	7

Category FJ/2E, rear-engined and front-engined Formula Junior cars fitted with Ford engines built

Pos	Nbr	Name	Car	Gap	Diff	Total time	Fastest	In
1	159	James Timms (GBR)	Cooper T59	-- 9 laps --	1:46.382	25:36.816	2:36.737	6


Fastest time: 2:03.918 in lap 7 by nbr. 55: Manfredo Rossi Di Montelera (Lotus)

Publication-time

Results: www.raceresults.nu

Timekeeping by: Circuit Park Zandvoort

Time Printed 07-09-2019 - 09:25

Race Director	Steward	Timekeeper	
Richard Cuene-Grandidier	John Naylor	Ilja Lammers (47595)	
Page 2 of 2	Results remain provisional pending technical examination and decisions from the stewards of the meeting		



Historic Grand Prix 2019

FIA Lurani Trophy
Final results Race 2

6 - 8 September 2019
Zandvoort GP - 4307 mtr.

Pos	Nbr	Name	Car	Cls	PIC	Gap	Total time	Fastest	In	Avg-Speed
1	99	Mark Shaw (SCO)	Brabham BT6	E1	1	-- 11 laps --	25:33.227	2:16.618	2	111.24
2	68	Bruno Weibel (CH)	Lotus 22	E1	2	2.860	25:36.087	2:15.302	2	111.03
3	75	Peter Morton (GBR)	Lightning Envoyette	E1	3	9.796	25:43.023	2:16.184	2	110.53
4	55	Manfredo Rossi Di Montelera (ITA)	Lotus 22	E1	4	25.972	25:59.199	2:14.944	2	109.38
5	70	John Fyda (SCO)	Brabham BT6	E1	5	1:01.015	26:34.242	2:17.207	2	106.98
6	58	Richard Smeeton (GBR)	Wainer 63	E1	6	1:13.370	26:46.597	2:22.485	2	106.16
7	61	Andrew Beaumont (GBR)	Lotus 22	E1	7	1:25.418	26:58.645	2:23.588	2	105.37
8	8	Alex Morton (GBR)	Condor SII	B2	1	1:25.829	26:59.056	2:22.855	2	105.34
9	93	Rudolf Ernst (GER)	Lotus 22	E1	8	1:30.629	27:03.856	2:22.263	2	105.03
10	11	Nick Taylor (GBR)	Elva 100	B2	2	1:47.282	27:20.509	2:23.577	2	103.96
11	83	Jonathan Fyda (SCO)	U2 Mk3	D2	1	1:47.803	27:21.030	2:24.409	2	103.93
12	56	Jeremy Deeley (GBR)	Cooper T56	C2	1	2:29.313	28:02.540	2:27.456	2	101.36
13	5	Robin Longdon (GBR)	Lola MK3	D2	2	2:29.608	28:02.835	2:27.471	2	101.35
14	72	Martin Bullock (AUS)	Wren FJ	D2	3	-- 10 laps --	24:28.820	2:20.935	2	105.56
15	14	Crispian Besley (GBR)	Cooper T56	C2	2	1:09.898	25:38.718	2:27.790	2	100.76
16	42	Martin Aubert (ARG)	Lotus 20	D2	4	1:11.766	25:40.586	2:27.308	2	100.64
17	132	Colin Nursey (GBR)	Lotus 18	C2	3	1:41.978	26:10.798	2:33.089	2	98.70
18	18	Erik Justesen (DK)	U2 Mk 2	B2	3	1:43.321	26:12.141	2:34.792	8	98.62
19	17	Stephane Rey (FRA)	Scorpion 500 S	B1	1	1:49.269	26:18.089	2:33.732	7	98.25
20	159	James Timms (GBR)	Cooper T59	E2	1	2:26.086	26:54.906	2:36.825	3	96.01
21	46	Mark Haynes (GBR)	Elva 200	C2	4	2:40.074	27:08.894	2:39.635	8	95.18
22	30	Luc Deneve (BEL)	Lotus 18	C1	1	2:42.053	27:10.873	2:39.039	8	95.07
23	40	Peter Fenichel (GBR)	Cooper T56	C2	5	2:56.987	27:25.807	2:39.438	8	94.21
24	7	Duncan Rabagliati (GBR)	Alexis HF1	B2	4	3:23.334	27:52.154	2:44.333	2	92.72
25	32	Gilbert Lenoir (FRA)	Elva 200	C2	6	-- 9 laps --	25:40.955	2:43.028	2	90.55
26	97	Hans Ciers (BEL)	Lotus 20	D2	5	11.040	25:51.995	2:46.257	2	89.91
27	74	Malcolm Wishart (SCO)	Faranda FJ	A	1	45.792	26:26.747	2:50.895	6	87.94
28	63	Daniele Salodini (ITA)	Taraschi FJ	A	2	46.938	26:27.893	2:51.673	7	87.88
29	16	Marcel Ritzi (CH)	Stanguellini FJ	A	3	1:48.680	27:29.635	2:53.161	6	84.59
30	81	Larry Kinch (C)	Lola Mk2	D2	6	-- 8 laps --	20:55.056	2:33.499	7	98.83
31	181	Gregory Thornton (GBR)	Lotus 20/22	E1	9	-- 5 laps --	12:17.527	2:16.411	2	105.11
32	59	Lars-Goran Sjoberg (SWE)	Cooper T59	E1	10	-- 3 laps --	8:09.471	2:37.374	2	95.03
33	39	Dr David Innes (RSA)	Stanguellini 1100	A	4					

Car 93 - Time penalty (5 sec) - Stew ards dec. N° 17


Fastest time : 2:14.944 in lap 2 by nbr. 55 : Manfredo Rossi Di Montelera (Lotus)

Publication-time

Results: www.raceresults.nu

Timekeeping by : Circuit Park Zandvoort

Time Printed 08-09-2019 - 13:08

Steward	Steward	Steward	
John Naylor (190)	Pat O'Dow d (128)	Marc van Geel (9543)	
Page 1 of 1			



Historic Grand Prix 2019

FIA Lurani Trophy
Final results Qualifying

6 - 8 September 2019
Zandvoort GP - 4307 mtr.

Pos	Nbr	Name	Car	Cls	PlC	Fastest	In	Gap	Diff	Laps	Km/h
1	68	Bruno Weibel (CH)	Lotus 22	E1	1	1:56.385	9			10	133.22
2	99	Mark Shaw (SCO)	Brabham BT6	E1	2	1:57.175	2	0.790	0.790	11	132.33
3	181	Gregory Thornton (GBR)	Lotus 20/22	E1	3	1:57.627	8	1.242	0.452	10	131.82
4	75	Peter Morton (GBR)	Lightning Envoyette	E1	4	1:57.935	9	1.550	0.308	10	131.47
5	55	Manfredo Rossi Di Montelera (ITA)	Lotus 22	E1	5	1:58.167	3	1.782	0.232	9	131.21
6	93	Rudolf Ernst (GER)	Lotus 22	E1	6	2:01.968	8	5.583	3.801	10	127.13
7	61	Andrew Beaumont (GBR)	Lotus 22	E1	7	2:02.173	9	5.788	0.205	10	126.91
8	58	Richard Smeeton (GBR)	Wainer 63	E1	8	2:02.560	9	6.175	0.387	10	126.51
9	72	Martin Bullock (AUS)	Wren FJ	D2	1	2:02.731	10	6.346	0.171	10	126.33
10	70	John Fyda (SCO)	Brabham BT6	E1	9	2:02.761	9	6.376	0.030	10	126.30
11	83	Jonathan Fyda (SCO)	U2 Mk3	D2	2	2:03.775	9	7.390	1.014	10	125.27
12	8	Alex Morton (GBR)	Condor SII	B2	1	2:06.712	10	10.327	2.937	10	122.37
13	11	Nick Taylor (GBR)	Elva 100	B2	2	2:08.830	6	12.445	2.118	9	120.35
14	42	Martin Aubert (ARG)	Lotus 20	D2	3	2:09.157	8	12.772	0.327	9	120.05
15	132	Colin Nursey (GBR)	Lotus 18	C2	1	2:09.752	4	13.367	0.595	10	119.50
16	5	Robin Longdon (GBR)	Lola MK3	D2	4	2:10.105	8	13.720	0.353	9	119.17
17	14	Crispian Besley (GBR)	Cooper T56	C2	2	2:10.314	9	13.929	0.209	9	118.98
18	56	Jeremy Deeley (GBR)	Cooper T56	C2	3	2:10.918	5	14.533	0.604	7	118.43
19	18	Erik Justesen (DK)	U2 Mk 2	B2	3	2:11.825	5	15.440	0.907	7	117.62
20	17	Stephane Rey (FRA)	Scorpion 500 S	B1	1	2:12.240	7	15.855	0.415	9	117.25
21	4	Floris-Jan Hekker (NLD)	Rayberg FJ	B2	4	2:14.748	5	18.363	2.508	9	115.07
22	63	Daniele Salodini (ITA)	Taraschi FJ	A	1	2:15.441	4	19.056	0.693	7	114.48
23	27	Tom De Gres (BEL)	Stanguellini FJ	A	2	2:16.532	6	20.147	1.091	9	113.56
24	96	Christian Lange (BEL)	Envoy FJ	C2	4	2:17.078	3	20.693	0.546	7	113.11
25	159	James Timms (GBR)	Cooper T59	E2	1	2:17.912	3	21.527	0.834	8	112.43
26	81	Larry Kinch (C)	Lola Mk2	D2	5	2:19.666	7	23.281	1.754	9	111.02
27	97	Hans Ciers (BEL)	Lotus 20	D2	6	2:20.109	8	23.724	0.443	8	110.67
28	46	Mark Haynes (GBR)	Elva 200	C2	5	2:22.409	7	26.024	2.300	8	108.88
29	7	Duncan Rabagliati (GBR)	Alexis HF1	B2	5	2:22.553	5	26.168	0.144	9	108.77
30	30	Luc Deneve (BEL)	Lotus 18	C1	1	2:22.840	4	26.455	0.287	9	108.55
31	32	Gilbert Lenoir (FRA)	Elva 200	C2	6	2:28.551	7	32.166	5.711	8	104.38
32	40	Peter Fenichel (GBR)	Cooper T56	C2	7	2:29.063	7	32.678	0.512	8	104.02
33	31	Peter Edbrooke (GBR)	Lotus 18	C2	8	2:32.971	8	36.586	3.908	8	101.36
34	74	Malcolm Wishart (SCO)	Faranda FJ	A	3	2:34.909	6	38.524	1.938	8	100.09
35	16	Marcel Ritzi (CH)	Stanguellini FJ	A	4	2:37.460	5	41.075	2.551	8	98.47
36	118	Roger Woodbridge (GBR)	Volpini FJ	A	5	2:41.835	2	45.450	4.375	3	95.81
DNS	59	Lars-Goran Sjoberg (SWE)	Cooper T59	E1	10						

#18, #118: No transponder signal


Fastest time: 1:56.385 in lap 9 by nbr. 68: Bruno Weibel (Lotus)

Publication-time

Results: www.raceresults.nu

Timekeeping by: Circuit Park Zandvoort

Time Printed: 06-09-2019 - 12:09

Steward	Steward	Steward	
John Naylor	Rod Par kin	Marc van Geel	
Page 1 of 1			



Historic Grand Prix 2019

FIA Lurani Trophy
Final results Race 1

6 - 8 September 2019
Zandvoort GP - 4307 mtr.

Pos	Nbr	Name	Car	Cls	PIC	Gap	Total time	Fastest	In	Avg. Speed
1	68	Bruno Weibel (CH)	Lotus 22	E1	1	-- 11 laps --	25:30.286	2:05.081	7	111.45
2	55	Manfredo Rossi Di Montelera (ITA)	Lotus 22	E1	2	4.763	25:35.049	2:03.918	7	111.10
3	99	Mark Shaw (SCO)	Brabham BT6	E1	3	7.400	25:37.686	2:06.719	8	110.91
4	75	Peter Morton (GBR)	Lightning Envoyette	E1	4	7.461	25:37.747	2:06.507	9	110.91
5	181	Gregory Thornton (GBR)	Lotus 20/22	E1	5	7.659	25:37.945	2:07.450	9	110.89
6	70	John Fyda (SCO)	Brabham BT6	E1	6	12.894	25:43.180	2:10.434	7	110.52
7	61	Andrew Beaumont (GBR)	Lotus 22	E1	7	30.840	26:01.126	2:15.442	9	109.25
8	83	Jonathan Fyda (SCO)	U2 Mk3	D2	1	31.388	26:01.674	2:16.455	5	109.21
9	8	Alex Morton (GBR)	Condor SII	B2	1	32.237	26:02.523	2:14.368	6	109.15
10	58	Richard Smeeton (GBR)	Wainer 63	E1	8	36.740	26:07.026	2:14.953	6	108.84
11	93	Rudolf Ernst (GER)	Lotus 22	E1	9	-- 10 laps --	25:26.269	2:16.852	7	101.58
12	72	Martin Bullock (AUS)	Wren FJ	D2	2	1.647	25:27.916	2:16.792	9	101.47
13	11	Nick Taylor (GBR)	Elva 100	B2	2	2.662	25:28.931	2:18.065	9	101.41
14	56	Jeremy Deeley (GBR)	Cooper T56	C2	1	5.044	25:31.313	2:17.120	6	101.25
15	42	Martin Aubert (ARG)	Lotus 20	D2	3	7.220	25:33.489	2:17.963	7	101.11
16	5	Robin Longdon (GBR)	Lola MK3	D2	4	7.529	25:33.798	2:18.701	6	101.09
17	96	Christian Lange (BEL)	Envoy FJ	C2	2	16.615	25:42.884	2:22.491	8	100.49
18	14	Crispian Besley (GBR)	Cooper T56	C2	3	20.496	25:46.765	2:19.524	6	100.24
19	17	Stephane Rey (FRA)	Scorpion 500 S	B1	1	23.570	25:49.839	2:25.663	5	100.04
20	132	Colin Nursey (GBR)	Lotus 18	C2	4	27.400	25:53.669	2:19.139	7	99.79
21	46	Mark Haynes (GBR)	Elva 200	C2	5	32.195	25:58.464	2:30.301	7	99.49
22	59	Lars-Goran Sjoberg (SWE)	Cooper T59	E1	10	1:12.348	26:38.617	2:32.476	7	96.99
23	30	Luc Deneve (BEL)	Lotus 18	C1	1	-- 9 laps --	25:24.239	2:31.285	7	91.55
24	97	Hans Ciers (BEL)	Lotus 20	D2	5	0.859	25:25.098	2:32.557	8	91.50
25	40	Peter Fenichel (GBR)	Cooper T56	C2	6	3.506	25:27.745	2:30.929	8	91.34
26	7	Duncan Rabagliati (GBR)	Alexis HF1	B2	3	5.805	25:30.044	2:34.011	6	91.20
27	159	James Timms (GBR)	Cooper T59	E2	1	12.577	25:36.816	2:36.737	6	90.80
28	32	Gilbert Lenoir (FRA)	Elva 200	C2	7	13.347	25:37.586	2:38.718	3	90.75
29	63	Daniele Salodini (ITA)	Taraschi FJ	A	1	15.711	25:39.950	2:34.252	3	90.61
30	18	Erik Justesen (DK)	U2 Mk 2	B2	4	16.183	25:40.422	2:19.366	7	90.58
31	16	Marcel Ritzi (CH)	Stanguellini FJ	A	2	24.952	25:49.191	2:44.130	2	90.07
32	4	Floris-Jan Hekker (NLD)	Rayberg FJ	B2	5	-- 8 laps --	19:40.426	2:23.501	7	105.08
33	81	Larry Kinch (C)	Lola Mk2	D2	6	-- 2 laps --	5:48.835			88.89
34	27	Tom De Gres (BEL)	Stanguellini FJ	A	3	12.181	6:01.016			85.89
35	74	Malcolm Wishart (SCO)	Faranda FJ	A	5					
36	39	Dr David Innes (RSA)	Stanguellini 1100	A	4					

Car 14: Time penalty 10 s.: Stew ards decision no. 7

Car 132: Time penalty 17 s.: Stew ards decision no. 8


Fastest time: 2:03.918 in lap 7 by nbr. 55: Manfredo Rossi Di Montelera (Lotus)

Publication-time

Results: www.raceresults.nu

Timekeeping by: Circuit Park Zandvoort

Time Printed 07-09-2019 - 11:40

Steward	Steward	Steward	
John Naylor	Rod Parkin	Marc van Geel	
Page 1 of 1			



GASSAN CHOPARD
A Brilliant Choice



 6-7-8 SEPTEMBER 2019

WWW.HISTORICGRANDPRIX.NL

Historic Grand Prix 2019

FIA Lurani Trophy
Final results Race 1

6 - 8 September 2019
Zandvoort GP - 4307 mtr.

Pos	Nbr	Name	Car	Cls	PIC	Gap	Total time	Fastest	In	Avg. Speed
1	68	Bruno Weibel (CH)	Lotus 22	E1	1	-- 11 laps --	25:30.286	2:05.081	7	111.45
2	55	Manfredo Rossi Di Montelera (ITA)	Lotus 22	E1	2	4.763	25:35.049	2:03.918	7	111.10
3	99	Mark Shaw (SCO)	Brabham BT6	E1	3	7.400	25:37.686	2:06.719	8	110.91
4	75	Peter Morton (GBR)	Lightning Envoyette	E1	4	7.461	25:37.747	2:06.507	9	110.91
5	181	Gregory Thornton (GBR)	Lotus 20/22	E1	5	7.659	25:37.945	2:07.450	9	110.89
6	70	John Fyda (SCO)	Brabham BT6	E1	6	12.894	25:43.180	2:10.434	7	110.52
7	61	Andrew Beaumont (GBR)	Lotus 22	E1	7	30.840	26:01.126	2:15.442	9	109.25
8	83	Jonathan Fyda (SCO)	U2 Mk3	D2	1	31.388	26:01.674	2:16.455	5	109.21
9	8	Alex Morton (GBR)	Condor SII	B2	1	32.237	26:02.523	2:14.368	6	109.15
10	58	Richard Smeeton (GBR)	Wainer 63	E1	8	36.740	26:07.026	2:14.953	6	108.84
11	93	Rudolf Ernst (GER)	Lotus 22	E1	9	-- 10 laps --	25:26.269	2:16.852	7	101.58
12	72	Martin Bullock (AUS)	Wren FJ	D2	2	1.647	25:27.916	2:16.792	9	101.47
13	11	Nick Taylor (GBR)	Elva 100	B2	2	2.662	25:28.931	2:18.065	9	101.41
14	56	Jeremy Deeley (GBR)	Cooper T56	C2	1	5.044	25:31.313	2:17.120	6	101.25
15	42	Martin Aubert (ARG)	Lotus 20	D2	3	7.220	25:33.489	2:17.963	7	101.11
16	5	Robin Longdon (GBR)	Lola MK3	D2	4	7.529	25:33.798	2:18.701	6	101.09
17	96	Christian Lange (BEL)	Envoy FJ	C2	2	16.615	25:42.884	2:22.491	8	100.49
18	14	Crispian Besley (GBR)	Cooper T56	C2	3	20.496	25:46.765	2:19.524	6	100.24
19	17	Stephane Rey (FRA)	Scorpion 500 S	B1	1	23.570	25:49.839	2:25.663	5	100.04
20	132	Colin Nursey (GBR)	Lotus 18	C2	4	27.400	25:53.669	2:19.139	7	99.79
21	46	Mark Haynes (GBR)	Elva 200	C2	5	32.195	25:58.464	2:30.301	7	99.49
22	59	Lars-Goran Sjoberg (SWE)	Cooper T59	E1	10	1:12.348	26:38.617	2:32.476	7	96.99
23	30	Luc Deneve (BEL)	Lotus 18	C1	1	-- 9 laps --	25:24.239	2:31.285	7	91.55
24	97	Hans Ciers (BEL)	Lotus 20	D2	5	0.859	25:25.098	2:32.557	8	91.50
25	40	Peter Fenichel (GBR)	Cooper T56	C2	6	3.506	25:27.745	2:30.929	8	91.34
26	7	Duncan Rabagliati (GBR)	Alexis HF1	B2	3	5.805	25:30.044	2:34.011	6	91.20
27	159	James Timms (GBR)	Cooper T59	E2	1	12.577	25:36.816	2:36.737	6	90.80
28	32	Gilbert Lenoir (FRA)	Elva 200	C2	7	13.347	25:37.586	2:38.718	3	90.75
29	63	Daniele Salodini (ITA)	Taraschi FJ	A	1	15.711	25:39.950	2:34.252	3	90.61
30	18	Erik Justesen (DK)	U2 Mk 2	B2	4	16.183	25:40.422	2:19.366	7	90.58
31	16	Marcel Ritzi (CH)	Stanguellini FJ	A	2	24.952	25:49.191	2:44.130	2	90.07
32	4	Floris-Jan Hekker (NLD)	Rayberg FJ	B2	5	-- 8 laps --	19:40.426	2:23.501	7	105.08
33	81	Larry Kinch (C)	Lola Mk2	D2	6	-- 2 laps --	5:48.835			88.89
34	27	Tom De Gres (BEL)	Stanguellini FJ	A	3	12.181	6:01.016			85.89
35	74	Malcolm Wishart (SCO)	Faranda FJ	A	5					
36	39	Dr David Innes (RSA)	Stanguellini 1100	A	4					

Car 14: Time penalty 10 s.: Stew ards decision no. 7

Car 132: Time penalty 17 s.: Stew ards decision no. 8


Fastest time: 2:03.918 in lap 7 by nbr. 55: Manfredo Rossi Di Montelera (Lotus)

Publication-time

Results: www.raceresults.nu

Timekeeping by: Circuit Park Zandvoort

Time Printed 07-09-2019 - 11:40

Steward	Steward	Steward	
John Naylor	Rod Parkin	Marc van Geel	
Page 1 of 1			



Historic Grand Prix 2019


Final starting grid

6 - 8 September 2019
Zandvoort GP - 4307 mtr.

Starting grid - FIA Lurani Trophy - Race 2

Start Time : 11:55 - Heat Duration : 25 Minutes

Pos	Nbr	Name	time	Pos	Nbr	Name	time	
----- STARTLINE -----								
Pole Left								
1	68	Bruno Weibel	1: 56.385	Row 1	2	99	Mark Shaw	1: 57.175
3	181	Gregory Thornton	1: 57.627	Row 2	4	75	Peter Morton	1: 57.935
5	55	Manfredo Rossi Di Montelera	1: 58.167	Row 3	6	93	Rudolf Ernst	2: 01.968
7	61	Andrew Beaumont	2: 02.173	Row 4	8	58	Richard Smeeton	2: 02.560
9	72	Martin Bullock	2: 02.731	Row 5	10	70	John Fyda	2: 02.761
11	83	Jonathan Fyda	2: 03.775	Row 6	12	8	Alex Morton	2: 06.712
13	11	Nick Taylor	2: 08.830	Row 7	14	42	Martin Aubert	2: 09.157
15	132	Colin Nursey	2: 09.752	Row 8	16	5	Robin Longdon	2: 10.105
17	14	Crispian Besley	2: 10.314	Row 9	18	56	Jeremy Deeley	2: 10.918
19	18	Erik Justesen	2: 11.825	Row 10	20	17	Stephane Rey	2: 12.240
21	63	Daniele Salodini	2: 15.441	Row 11	22	96	Christian Lange	2: 17.078
23	159	James Timms	2: 17.912	Row 12	24	81	Larry Kinch	2: 19.666
25	97	Hans Ciers	2: 20.109	Row 13	26	46	Mark Haynes	2: 22.409
27	7	Duncan Rabagliati	2: 22.553	Row 14	28	30	Luc Deneve	2: 22.840
29	32	Gilbert Lenoir	2: 28.551	Row 15	30	40	Peter Fenichel	2: 29.063
31	74	Malcolm Wishart	2: 34.909	Row 16	32	16	Marcel Ritzi	2: 37.460
33	39	Dr David Innes		Row 17	34	59	Lars-Goran Sjoberg	

Results: www.raceresults.nu			Timekeeping by : Circuit Park Zandvoort		Publication-time	
Steward			Steward		Time Printed 07-09-2019 - 12:26	
John Naylor (190)		Pat O'Dowd (128)		Marc van Geel (9543)		
Page 1 of 1						



Historic Grand Prix 2019

FIA Lurani Trophy
Final results Race 2

6 - 8 September 2019
Zandvoort GP - 4307 mtr.

Pos	Nbr	Name	Car	Cls	PIC	Gap	Total time	Fastest	In	Avg-Speed
1	99	Mark Shaw (SCO)	Brabham BT6	E1	1	-- 11 laps --	25:33.227	2:16.618	2	111.24
2	68	Bruno Weibel (CH)	Lotus 22	E1	2	2.860	25:36.087	2:15.302	2	111.03
3	75	Peter Morton (GBR)	Lightning Envoyette	E1	3	9.796	25:43.023	2:16.184	2	110.53
4	55	Manfredo Rossi Di Montelera (ITA)	Lotus 22	E1	4	25.972	25:59.199	2:14.944	2	109.38
5	70	John Fyda (SCO)	Brabham BT6	E1	5	1:01.015	26:34.242	2:17.207	2	106.98
6	58	Richard Smeeton (GBR)	Wainer 63	E1	6	1:13.370	26:46.597	2:22.485	2	106.16
7	61	Andrew Beaumont (GBR)	Lotus 22	E1	7	1:25.418	26:58.645	2:23.588	2	105.37
8	8	Alex Morton (GBR)	Condor SII	B2	1	1:25.829	26:59.056	2:22.855	2	105.34
9	93	Rudolf Ernst (GER)	Lotus 22	E1	8	1:30.629	27:03.856	2:22.263	2	105.03
10	11	Nick Taylor (GBR)	Elva 100	B2	2	1:47.282	27:20.509	2:23.577	2	103.96
11	83	Jonathan Fyda (SCO)	U2 Mk3	D2	1	1:47.803	27:21.030	2:24.409	2	103.93
12	56	Jeremy Deeley (GBR)	Cooper T56	C2	1	2:29.313	28:02.540	2:27.456	2	101.36
13	5	Robin Longdon (GBR)	Lola MK3	D2	2	2:29.608	28:02.835	2:27.471	2	101.35
14	72	Martin Bullock (AUS)	Wren FJ	D2	3	-- 10 laps --	24:28.820	2:20.935	2	105.56
15	14	Crispian Besley (GBR)	Cooper T56	C2	2	1:09.898	25:38.718	2:27.790	2	100.76
16	42	Martin Aubert (ARG)	Lotus 20	D2	4	1:11.766	25:40.586	2:27.308	2	100.64
17	132	Colin Nursey (GBR)	Lotus 18	C2	3	1:41.978	26:10.798	2:33.089	2	98.70
18	18	Erik Justesen (DK)	U2 Mk 2	B2	3	1:43.321	26:12.141	2:34.792	8	98.62
19	17	Stephane Rey (FRA)	Scorpion 500 S	B1	1	1:49.269	26:18.089	2:33.732	7	98.25
20	159	James Timms (GBR)	Cooper T59	E2	1	2:26.086	26:54.906	2:36.825	3	96.01
21	46	Mark Haynes (GBR)	Elva 200	C2	4	2:40.074	27:08.894	2:39.635	8	95.18
22	30	Luc Deneve (BEL)	Lotus 18	C1	1	2:42.053	27:10.873	2:39.039	8	95.07
23	40	Peter Fenichel (GBR)	Cooper T56	C2	5	2:56.987	27:25.807	2:39.438	8	94.21
24	7	Duncan Rabagliati (GBR)	Alexis HF1	B2	4	3:23.334	27:52.154	2:44.333	2	92.72
25	32	Gilbert Lenoir (FRA)	Elva 200	C2	6	-- 9 laps --	25:40.955	2:43.028	2	90.55
26	97	Hans Ciers (BEL)	Lotus 20	D2	5	11.040	25:51.995	2:46.257	2	89.91
27	74	Malcolm Wishart (SCO)	Faranda FJ	A	1	45.792	26:26.747	2:50.895	6	87.94
28	63	Daniele Salodini (ITA)	Taraschi FJ	A	2	46.938	26:27.893	2:51.673	7	87.88
29	16	Marcel Ritzi (CH)	Stanguellini FJ	A	3	1:48.680	27:29.635	2:53.161	6	84.59
30	81	Larry Kinch (C)	Lola Mk2	D2	6	-- 8 laps --	20:55.056	2:33.499	7	98.83
31	181	Gregory Thornton (GBR)	Lotus 20/22	E1	9	-- 5 laps --	12:17.527	2:16.411	2	105.11
32	59	Lars-Goran Sjoberg (SWE)	Cooper T59	E1	10	-- 3 laps --	8:09.471	2:37.374	2	95.03
33	39	Dr David Innes (RSA)	Stanguellini 1100	A	4					

Car 93 - Time penalty (5 sec) - Stew ards dec. N° 17


Fastest time : 2:14.944 in lap 2 by nbr. 55 : Manfredo Rossi Di Montelera (Lotus)

Publication-time

Results: www.raceresults.nu

Timekeeping by : Circuit Park Zandvoort

Time Printed 08-09-2019 - 13:08

Steward	Steward	Steward	
John Naylor (190)	Pat O'Dow d (128)	Marc van Geel (9543)	
Page 1 of 1			



GASSAN CHOPARD
A Brilliant Choice



6-7-8 SEPTEMBER 2019

WWW.HISTORICGRANDPRIX.NL

Historic Grand Prix 2019

FIA Lurani Trophy
Final results Qualifying

6 - 8 September 2019
Zandvoort GP - 4307 mtr.

Pos	Nbr	Name	Car	Cls	PlC	Fastest	In	Gap	Diff	Laps	Km/h
1	68	Bruno Weibel (CH)	Lotus 22	E1	1	1:56.385	9			10	133.22
2	99	Mark Shaw (SCO)	Brabham BT6	E1	2	1:57.175	2	0.790	0.790	11	132.33
3	181	Gregory Thornton (GBR)	Lotus 20/22	E1	3	1:57.627	8	1.242	0.452	10	131.82
4	75	Peter Morton (GBR)	Lightning Envoyette	E1	4	1:57.935	9	1.550	0.308	10	131.47
5	55	Manfredo Rossi Di Montelera (ITA)	Lotus 22	E1	5	1:58.167	3	1.782	0.232	9	131.21
6	93	Rudolf Ernst (GER)	Lotus 22	E1	6	2:01.968	8	5.583	3.801	10	127.13
7	61	Andrew Beaumont (GBR)	Lotus 22	E1	7	2:02.173	9	5.788	0.205	10	126.91
8	58	Richard Smeeton (GBR)	Wainer 63	E1	8	2:02.560	9	6.175	0.387	10	126.51
9	72	Martin Bullock (AUS)	Wren FJ	D2	1	2:02.731	10	6.346	0.171	10	126.33
10	70	John Fyda (SCO)	Brabham BT6	E1	9	2:02.761	9	6.376	0.030	10	126.30
11	83	Jonathan Fyda (SCO)	U2 Mk3	D2	2	2:03.775	9	7.390	1.014	10	125.27
12	8	Alex Morton (GBR)	Condor SII	B2	1	2:06.712	10	10.327	2.937	10	122.37
13	11	Nick Taylor (GBR)	Elva 100	B2	2	2:08.830	6	12.445	2.118	9	120.35
14	42	Martin Aubert (ARG)	Lotus 20	D2	3	2:09.157	8	12.772	0.327	9	120.05
15	132	Colin Nursey (GBR)	Lotus 18	C2	1	2:09.752	4	13.367	0.595	10	119.50
16	5	Robin Longdon (GBR)	Lola MK3	D2	4	2:10.105	8	13.720	0.353	9	119.17
17	14	Crispian Besley (GBR)	Cooper T56	C2	2	2:10.314	9	13.929	0.209	9	118.98
18	56	Jeremy Deeley (GBR)	Cooper T56	C2	3	2:10.918	5	14.533	0.604	7	118.43
19	18	Erik Justesen (DK)	U2 Mk 2	B2	3	2:11.825	5	15.440	0.907	7	117.62
20	17	Stephane Rey (FRA)	Scorpion 500 S	B1	1	2:12.240	7	15.855	0.415	9	117.25
21	4	Floris-Jan Hekker (NLD)	Rayberg FJ	B2	4	2:14.748	5	18.363	2.508	9	115.07
22	63	Daniele Salodini (ITA)	Taraschi FJ	A	1	2:15.441	4	19.056	0.693	7	114.48
23	27	Tom De Gres (BEL)	Stanguellini FJ	A	2	2:16.532	6	20.147	1.091	9	113.56
24	96	Christian Lange (BEL)	Envoy FJ	C2	4	2:17.078	3	20.693	0.546	7	113.11
25	159	James Timms (GBR)	Cooper T59	E2	1	2:17.912	3	21.527	0.834	8	112.43
26	81	Larry Kinch (C)	Lola Mk2	D2	5	2:19.666	7	23.281	1.754	9	111.02
27	97	Hans Ciers (BEL)	Lotus 20	D2	6	2:20.109	8	23.724	0.443	8	110.67
28	46	Mark Haynes (GBR)	Elva 200	C2	5	2:22.409	7	26.024	2.300	8	108.88
29	7	Duncan Rabagliati (GBR)	Alexis HF1	B2	5	2:22.553	5	26.168	0.144	9	108.77
30	30	Luc Deneve (BEL)	Lotus 18	C1	1	2:22.840	4	26.455	0.287	9	108.55
31	32	Gilbert Lenoir (FRA)	Elva 200	C2	6	2:28.551	7	32.166	5.711	8	104.38
32	40	Peter Fenichel (GBR)	Cooper T56	C2	7	2:29.063	7	32.678	0.512	8	104.02
33	31	Peter Edbrooke (GBR)	Lotus 18	C2	8	2:32.971	8	36.586	3.908	8	101.36
34	74	Malcolm Wishart (SCO)	Faranda FJ	A	3	2:34.909	6	38.524	1.938	8	100.09
35	16	Marcel Ritzi (CH)	Stanguellini FJ	A	4	2:37.460	5	41.075	2.551	8	98.47
36	118	Roger Woodbridge (GBR)	Volpini FJ	A	5	2:41.835	2	45.450	4.375	3	95.81
DNS	59	Lars-Goran Sjoberg (SWE)	Cooper T59	E1	10						

#18, #118: No transponder signal


Fastest time: 1:56.385 in lap 9 by nbr. 68: Bruno Weibel (Lotus)

Publication-time

Results: www.raceresults.nu

Timekeeping by: Circuit Park Zandvoort

Time Printed: 06-09-2019 - 12:09

Steward	Steward	Steward	
John Naylor	Rod Par kin	Marc van Geel	
Page 1 of 1			



Historic Grand Prix 2019

FIA Lurani Trophy
Sector analyse - Race 2

6 - 8 September 2019
Zandvoort GP - 4307 mtr.

Class = Category FJ/1A, front-engined

Pos	Nbr	Name / Team name	Sector 1			Sector 2			Sector 3			Theoretical best	Actual best	In
			time	Lap	pos	time	Lap	pos	time	Lap	pos			
1	74	Malcolm Wishart	1:14.928	8	30	43.295	1	32	48.978	7	30	2:47.201	2:50.895	6
2	63	Daniele Saladini	1:15.806	8	31	41.957	1	30	49.067	7	31	2:46.830	2:51.673	7
3	16	Marcel Ritzl	1:18.030	6	32	43.264	1	31	51.590	6	32	2:52.884	2:53.161	6

Class = Category FJ/1B, front-engined

Pos	Nbr	Name / Team name	Sector 1			Sector 2			Sector 3			Theoretical best	Actual best	In
			time	Lap	pos	time	Lap	pos	time	Lap	pos			
1	17	Stephane Rey	1:08.092	7	20	39.266	9	22	44.659	1	19	2:32.017	2:33.732	7

Class = Category FJ/1B, front-engined

Pos	Nbr	Name / Team name	Sector 1			Sector 2			Sector 3			Theoretical best	Actual best	In
			time	Lap	pos	time	Lap	pos	time	Lap	pos			
1	8	Alex Morton	1:02.783	10	8	36.139	1	12	42.341	1	11	2:21.263	2:22.855	2
2	11	Nick Taylor	1:03.389	2	10	37.010	1	17	42.551	1	13	2:22.950	2:23.577	2
3	18	Erik Justesen	1:07.484	8	19	38.391	1	18	44.106	1	18	2:29.981	2:34.792	8
4	7	Duncan Rabagliati	1:12.677	6	27	40.464	1	28	48.736	8	28	2:41.877	2:44.333	2

Class = Category FJ/1C, rear-engined

Pos	Nbr	Name / Team name	Sector 1			Sector 2			Sector 3			Theoretical best	Actual best	In
			time	Lap	pos	time	Lap	pos	time	Lap	pos			
1	30	Luc Deneve	1:10.408	8	25	40.167	9	26	45.902	1	23	2:36.477	2:39.039	8

Class = Category FJ/1C, rear-engined

Pos	Nbr	Name / Team name	Sector 1			Sector 2			Sector 3			Theoretical best	Actual best	In
			time	Lap	pos	time	Lap	pos	time	Lap	pos			
1	56	Jeremy Deeley	1:05.513	2	15	36.313	1	14	43.067	1	16	2:24.893	2:27.456	2
2	14	Crispian Besley	1:05.827	2	16	36.224	1	13	43.113	1	17	2:25.164	2:27.790	2
3	132	Colin Nursey	1:07.402	2	18	38.818	1	21	44.702	9	20	2:30.922	2:33.089	2
4	46	Mark Haynes	1:10.958	8	26	40.218	1	27	45.317	1	22	2:36.493	2:39.635	8
5	40	Peter Fenichel	1:10.371	8	24	39.486	1	24	46.613	1	25	2:36.470	2:39.438	8
6	32	Gilbert Lenoir	1:13.658	2	28	40.883	1	29	47.315	2	27	2:41.856	2:43.028	2

Class = Category FJ/2D, rear-and

Pos	Nbr	Name / Team name	Sector 1			Sector 2			Sector 3			Theoretical best	Actual best	In
			time	Lap	pos	time	Lap	pos	time	Lap	pos			
1	83	Jonathan Fyda	1:04.049	2	13	35.659	1	9	42.017	1	8	2:21.725	2:24.409	2
2	5	Robin Longdon	1:06.355	2	17	36.921	1	16	42.567	1	15	2:25.843	2:27.471	2
3	72	Martin Bullock	1:02.139	2	7	35.425	1	8	42.275	1	10	2:19.839	2:20.935	2
4	42	Martin Aubert	1:05.383	2	14	36.376	1	15	42.554	1	14	2:24.313	2:27.308	2
5	97	Hans Ciers	1:14.922	6	29	39.448	1	23	48.894	2	29	2:43.264	2:46.257	2
6	81	Larry Kinch	1:08.349	7	21	38.568	1	19	44.946	1	21	2:31.863	2:33.499	7

Class = Category FJ/2E, rear-and

Pos	Nbr	Name / Team name	Sector 1			Sector 2			Sector 3			Theoretical best	Actual best	In
			time	Lap	pos	time	Lap	pos	time	Lap	pos			
1	99	Mark Shaw	59.820	11	3	35.376	8	7	40.420	2	3	2:15.616	2:16.618	2
2	68	Bruno Weibel	59.968	2	4	34.654	1	4	40.579	2	4	2:15.201	2:15.302	2
3	75	Peter Morton	59.587	9	2	34.144	1	1	40.180	2	2	2:13.911	2:16.184	2
4	55	Manfredo Rossi Di Montelera	59.486	9	1	34.518	1	3	40.149	2	1	2:14.153	2:14.944	2
5	70	John Fyda	1:01.158	2	6	34.414	1	2	40.767	2	6	2:16.339	2:17.207	2