



b9

20-22 octubre 2023

Formula Junior Race 1 CLASSIFICATION

CONDICIONES ATMOSFERICAS: **Nublado**

ESTADO DE LA PISTA: **Seca**

Ord. #	Piloto	Club	Marca	Neum NV	Tiempo	Dif	VR	Vta Ráp.
1 194 e	Clive RICHARDS		Lotus	13	26:52.284	----	9	2:02.771
2 4 e	Andrew HIBBERD		Lotus	13	27:06.636	14.352	8	2:02.704
3 50 e	Philipp BUHOFER		Lotus	13	27:07.210	14.927	13	2:03.358
4 158 e	Patrick D'AUBREBY		Lotus	13	27:08.309	16.025	12	2:03.252
5 61 e	Lee MOWLE		LOTUS	13	27:36.146	43.862	5	2:05.770
6 77 e	Lukas BUHOFER		Brabham	13	27:44.727	52.443	13	2:05.199
7 58 e	Richard SMEETON		Wainer	13	27:46.986	54.702	3	2:06.659
8 187 d	Pierre GUICHARD		Lynx	13	28:29.243	1:36.959	8	2:09.682
9 42 d	Martin AUBERT		Lotus	13	28:45.078	1:52.794	9	2:11.143
10 27 e	Chris LOCKE		Lotus	12	27:05.568	1 Vuelta	5	2:13.018
11 13 b	Chris ASTLEY		Elva	12	27:53.012	1 Vuelta	5	2:15.934
12 73 e	Johnny LANGE		Lotus	12	28:47.146	1 Vuelta	9	2:20.298
13 10 i	Graham ADELMAN		Osca	11	25:47.034	2 Vuelta	2	2:16.637
14 97 d	Hans CIERS		Lotus	11	26:55.712	2 Vuelta	9	2:20.698
15 6 e	Sharon ADELMAN		Brabham	11	27:06.387	2 Vuelta	8	2:23.514
16 7 b	Duncan RABAGLIATI		Alexis	11	28:12.823	2 Vuelta	4	2:30.546
17 32 c	Gilbert LENOIR		Elva	11	29:15.239	2 Vuelta	3	2:34.604
18 154 e	Rudi FRIEDRICHS		Lola	10	21:13.606	3 Vuelta	5	2:05.766

Vuelta rápida realizada por el piloto Nº 4.- Andrew HIBBERD en un tiempo de 2:02.704 en la vuelta 8ª.

Provisional

Definitiva

Circuito de Jerez, 21 DE OCTUBRE DE 2023

STEWARDS	RACE DIRECTOR	TIMEKEEPER
Hora:	Hora:	RESULTADOS PUBLICADOS A LAS 16:03 HORAS



20-22 octubre 2023

b10

Formula Junior - B2 Race 1 CLASSIFICATION

CONDICIONES ATMOSFERICAS: **Nublado**

ESTADO DE LA PISTA: **Seca**

Ord. #	Piloto	Club	Marca	Neum NV	Tiempo	Dif	VR	Vta Ráp.
1	13 b	Chris ASTLEY	Elva	12	27:53.012	----	5	2:15.934
2	7 b	Duncan RABAGLIATI	Alexis	11	28:12.823	1 Vuelta	4	2:30.546

Vuelta rápida realizada por el piloto N° 4.- Andrew HIBBERD en un tiempo de 2:02.704 en la vuelta 8ª.

Provisional

Definitiva

Circuito de Jerez, 21 DE OCTUBRE DE 2023

STEWARDS	RACE DIRECTOR	TIMEKEEPER
Hora:	Hora:	RESULTADOS PUBLICADOS A LAS 16:03 HORAS



b11

Formula Junior - C2 Race 1 CLASSIFICATION

CONDICIONES ATMOSFERICAS: **Nublado**

ESTADO DE LA PISTA: **Seca**

Ord. #	Piloto	Club	Marca	Neum NV	Tiempo	Dif	VR	Vta Ráp.
1	32 c Gilbert LENOIR		Elva	11	29:15.239	---	3	2:34.604

Vuelta rápida realizada por el piloto N° 4.- Andrew HIBBERD en un tiempo de 2:02.704 en la vuelta 8ª.

Provisional

Definitiva

Circuito de Jerez, 21 DE OCTUBRE DE 2023

STEWARDS	RACE DIRECTOR	TIMEKEEPER
Hora:	Hora:	RESULTADOS PUBLICADOS A LAS 16:03 HORAS





20-22 octubre 2023

b12

Formula Junior - D2 Race 1 CLASSIFICATION

CONDICIONES ATMOSFERICAS: **Nublado**

ESTADO DE LA PISTA: **Seca**

Ord. #	Piloto	Club	Marca	Neum NV	Tiempo	Dif	VR	Vta Ráp.
1	187 d Pierre GUICHARD		Lynx	13	28:29.243	----	8	2:09.682
2	42 d Martin AUBERT		Lotus	13	28:45.078	15.835	9	2:11.143
3	97 d Hans CIERS		Lotus	11	26:55.712	2 Vuelta	9	2:20.698

Vuelta rápida realizada por el piloto N° 4.- Andrew HIBBERD en un tiempo de 2:02.704 en la vuelta 8ª.

Provisional

Definitiva

Circuito de Jerez, 21 DE OCTUBRE DE 2023

STEWARDS	RACE DIRECTOR	TIMEKEEPER
Hora:	Hora:	RESULTADOS PUBLICADOS A LAS 16:03 HORAS



20-22 octubre 2023

b13

Formula Junior - E1 Race 1 CLASSIFICATION

CONDICIONES ATMOSFERICAS: **Nublado**

ESTADO DE LA PISTA: **Seca**

Ord. #	Piloto	Club	Marca	Neum NV	Tiempo	Dif	VR	Vta Ráp.
1	194 e	Clive RICHARDS	Lotus	13	26:52.284	----	9	2:02.771
2	4 e	Andrew HIBBERD	Lotus	13	27:06.636	14.352	8	2:02.704
3	50 e	Philipp BUHOFER	Lotus	13	27:07.210	14.927	13	2:03.358
4	158 e	Patrick D'AUBREBY	Lotus	13	27:08.309	16.025	12	2:03.252
5	61 e	Lee MOWLE	LOTUS	13	27:36.146	43.862	5	2:05.770
6	77 e	Lukas BUHOFER	Brabham	13	27:44.727	52.443	13	2:05.199
7	58 e	Richard SMEETON	Wainer	13	27:46.986	54.702	3	2:06.659
8	27 e	Chris LOCKE	Lotus	12	27:05.568	1 Vuelta	5	2:13.018
9	73 e	Johnny LANGE	Lotus	12	28:47.146	1 Vuelta	9	2:20.298
10	6 e	Sharon ADELMAN	Brabham	11	27:06.387	2 Vuelta	8	2:23.514
11	154 e	Rudi FRIEDRICH	Lola	10	21:13.606	3 Vuelta	5	2:05.766

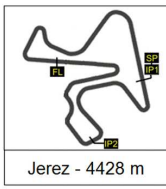
Vuelta rápida realizada por el piloto Nº 4.- Andrew HIBBERD en un tiempo de 2:02.704 en la vuelta 8ª.

Provisional

Definitiva

Circuito de Jerez, 21 DE OCTUBRE DE 2023

STEWARDS	RACE DIRECTOR	TIMEKEEPER
Hora:	Hora:	RESULTADOS PUBLICADOS A LAS 16:03 HORAS



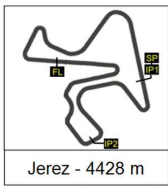
b14

20-22 octubre 2023

Formula Junior Race 1 LAP BY LAP

Vuelta	4	6	7	10	13	27	32	42	50	58	61	73
1	2:06.339	2:26.293	2:35.038	2:17.525	2:16.577	2:13.794	2:35.092	2:14.136	2:07.424	2:09.904	2:08.952	2:26.201
2	2:03.432	2:28.322	2:34.597	2:16.637*	2:20.002	2:15.859	2:34.875	2:12.668	2:04.051	2:07.217	2:07.026	2:28.922
3	2:03.801	2:30.196	2:31.990	2:16.770	2:17.751	2:13.265	2:34.604*	2:11.891	2:04.225	2:06.659*	2:06.833	2:22.176
4	2:03.108	2:29.813	2:30.546*	2:17.479	2:17.046	2:13.946	2:38.157	2:11.907	2:04.323	2:07.219	2:06.393	2:21.034
5	2:03.157	2:28.014	2:33.755	2:17.303	2:15.934*	2:13.018*	2:39.102	2:12.241	2:05.414	2:07.733	2:05.770*	2:22.561
6	2:04.592	2:28.565	2:31.424	2:19.763	2:19.163	2:15.555	2:37.988	2:11.180	2:04.511	2:07.124	2:06.814	2:24.177
7	2:03.258	2:26.505	2:32.189	2:18.094	2:18.535	2:17.815	2:38.231	2:11.760	2:05.542	2:07.824	2:07.691	2:22.801
8	2:02.704*	2:23.514*	2:31.654	2:18.716	2:17.636	2:14.445	2:39.367	2:11.481	2:04.034	2:07.698	2:06.407	2:23.181
9	2:02.729	2:24.284	2:35.246	2:20.709	2:23.516	2:13.747	2:40.161	2:11.143*	2:04.652	2:07.189	2:06.277	2:20.298*
10	2:16.162	2:25.384	2:33.705	2:18.678	2:16.824	2:14.014	2:44.117	2:13.409	2:05.405	2:07.552	2:06.027	2:21.759
11	2:04.368	2:25.529	2:32.071	2:36.130	2:21.015	2:13.108	2:41.058	2:12.104	2:04.838	2:07.278	2:06.676	2:20.987
12	2:03.735				2:20.150	2:18.775		2:11.367	2:03.667	2:08.371	2:07.787	2:22.340
13	2:03.638							2:12.263	2:03.358*	2:07.942	2:07.706	

Vuelta	77	97	154	158	187	194						
1	2:09.444	2:25.954	2:08.996	2:07.846	2:11.995	2:06.016						
2	2:07.502	2:27.243	2:06.625	2:05.445	2:10.820	2:03.735						
3	2:07.259	2:31.347	2:06.590	2:05.127	2:09.939	2:03.295						
4	2:05.410	2:29.129	2:06.319	2:04.807	2:10.177	2:03.040						
5	2:06.122	2:27.709	2:05.766*	2:04.882	2:10.335	2:03.305						
6	2:14.718	2:29.074	2:06.430	2:04.195	2:10.456	2:03.827						
7	2:06.324	2:23.883	2:07.463	2:05.190	2:12.945	2:02.895						
8	2:07.311	2:21.998	2:06.230	2:03.707	2:09.682*	2:03.081						
9	2:07.427	2:20.698*	2:06.166	2:03.643	2:12.374	2:02.771*						
10	2:06.243	2:21.916	2:05.994	2:04.473	2:10.033	2:03.415						
11	2:07.058	2:25.093		2:05.597	2:10.942	2:03.285						
12	2:08.110			2:03.252*	2:11.691	2:03.592						
13	2:05.199*			2:03.780	2:10.346	2:04.660						



1
b15

20-22 octubre 2023

Formula Junior Race 1 ANALYSIS

Número	4		6		7		10		13		27		32		
	Vta	Sector	Vuelta	Sector	Vuelta	Sector	Vuelta	Sector	Vuelta	Sector	Vuelta	Sector	Vuelta		
1	IP1	49.684	49.684	56.692	56.692	59.434	59.434	53.724	53.724	53.005	53.005	52.299	52.299	59.967	59.967
	IP2	34.939	1:24.623	40.900	1:37.592	42.948	1:42.382	38.039	1:31.763	37.933	1:30.938	37.440	1:29.739	43.485	1:43.452
	FL	41.716	2:06.339	48.701	2:26.293	52.656	2:35.038	45.762	2:17.525	45.640	2:16.577	44.055	2:13.794	51.641	2:35.092
2	IP1	47.416	47.416	56.342	56.342	58.320	58.320	52.204	52.204	53.051	53.051	51.506	51.506	58.463	58.463
	IP2	34.587	1:22.003	41.996	1:38.338	43.415	1:41.735	38.296	1:30.500	39.582	1:32.633	38.787	1:30.293	44.086	1:42.549
	FL	41.429	2:03.432	49.984	2:28.322	52.862	2:34.597	46.137	2:16.637	47.369	2:20.002	45.566	2:15.859	52.326	2:34.875
3	IP1	47.429	47.429	58.845	58.845	57.742	57.742	52.561	52.561	52.990	52.990	50.419	50.419	58.534	58.534
	IP2	34.860	1:22.289	42.048	1:40.893	42.594	1:40.336	38.420	1:30.981	38.508	1:31.498	38.007	1:28.426	43.990	1:42.524
	FL	41.512	2:03.801	49.303	2:30.196	51.655	2:31.990	45.789	2:16.770	46.253	2:17.751	44.839	2:13.265	52.081	2:34.604
4	IP1	47.217	47.217	58.456	58.456	56.915	56.915	52.402	52.402	52.123	52.123	50.623	50.623	58.712	58.712
	IP2	34.525	1:21.742	42.188	1:40.644	42.095	1:39.010	38.462	1:30.864	38.912	1:31.035	38.190	1:28.813	44.866	1:43.578
	FL	41.366	2:03.108	49.169	2:29.813	51.536	2:30.546	46.615	2:17.479	46.011	2:17.046	45.133	2:13.946	54.579	2:38.157
5	IP1	46.840	46.840	56.674	56.674	58.265	58.265	52.506	52.506	51.887	51.887	50.153	50.153	1:00.11	1:00.117
	IP2	34.560	1:21.400	41.251	1:37.925	42.513	1:40.778	38.700	1:31.206	38.234	1:30.121	37.738	1:27.891	46.323	1:46.440
	FL	41.758	2:03.157	50.089	2:28.014	52.977	2:33.755	46.097	2:17.303	45.813	2:15.934	45.127	2:13.018	52.662	2:39.102
6	IP1	47.367	47.367	56.729	56.729	57.335	57.335	53.393	53.393	52.265	52.265	50.983	50.983	59.990	59.990
	IP2	34.651	1:22.018	41.660	1:38.389	42.255	1:39.590	39.268	1:32.661	39.430	1:31.695	38.787	1:29.770	45.019	1:45.009
	FL	42.574	2:04.592	50.177	2:28.565	51.834	2:31.424	47.102	2:19.763	47.469	2:19.163	45.785	2:15.555	52.979	2:37.988
7	IP1	46.861	46.861	56.334	56.334	57.691	57.691	52.783	52.783	53.048	53.048	51.252	51.252	1:00.19	1:00.195
	IP2	34.503	1:21.364	41.189	1:37.523	42.436	1:40.127	38.880	1:31.663	38.382	1:31.430	38.988	1:30.240	45.653	1:45.848
	FL	41.894	2:03.258	48.982	2:26.505	52.062	2:32.189	46.431	2:18.094	47.105	2:18.535	47.575	2:17.815	52.383	2:38.231
8	IP1	46.756	46.756	55.384	55.384	56.968	56.968	52.318	52.318	52.151	52.151	51.257	51.257	1:01.31	1:01.317
	IP2	34.668	1:21.424	40.462	1:35.846	42.366	1:39.334	38.699	1:31.017	38.388	1:30.539	38.230	1:29.487	45.183	1:46.500
	FL	41.280	2:02.704	47.668	2:23.514	52.320	2:31.654	47.699	2:18.716	47.097	2:17.636	44.958	2:14.445	52.868	2:39.367
9	IP1	46.788	46.788	55.442	55.442	58.201	58.201	55.299	55.299	57.275	57.275	50.824	50.824	1:01.11	1:01.113
	IP2	34.437	1:21.225	40.732	1:36.174	42.518	1:40.719	38.719	1:34.018	38.692	1:35.967	38.424	1:29.248	45.872	1:46.985
	FL	41.504	2:02.729	48.110	2:24.284	54.527	2:35.246	46.691	2:20.709	47.549	2:23.516	44.499	2:13.747	53.176	2:40.161
10	IP1	47.917	47.917	56.233	56.233	57.965	57.965	53.905	53.905	53.333	53.333	50.559	50.559	1:01.86	1:01.869
	IP2	34.713	1:22.630	40.873	1:37.106	43.453	1:41.418	38.618	1:32.523	37.857	1:31.190	38.944	1:29.503	46.949	1:48.818
	FL	53.532	2:16.162	48.278	2:25.384	52.287	2:33.705	46.155	2:18.678	45.634	2:16.824	44.511	2:14.014	55.299	2:44.117
11	IP1	48.107	48.107	56.076	56.076	57.791	57.791	1:09.53	1:09.531	54.552	54.552	50.646	50.646	1:01.43	1:01.432
	IP2	34.515	1:22.622	41.103	1:37.179	42.270	1:40.061	39.098	1:48.629	39.844	1:34.396	38.385	1:29.031	46.250	1:47.682
	FL	41.746	2:04.368	48.350	2:25.529	52.010	2:32.071	47.501	2:36.130	46.619	2:21.015	44.077	2:13.108	53.376	2:41.058
12	IP1	47.360	47.360					54.929	54.929	52.165	52.165	50.938	50.938		
	IP2	34.814	1:22.174					40.478	1:35.407	40.832	1:32.997	40.639	1:31.577		
	FL	41.561	2:03.735							47.153	2:20.150	47.199	2:18.775		
13	IP1	47.181	47.181												
	IP2	34.932	1:22.113												
	FL	41.525	2:03.638												

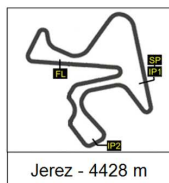


2
b15

20-22 octubre 2023

Formula Junior Race 1 ANALYSIS

Número	42		50		58		61		73		77		97		
	Vta	Sector	Vuelta	Sector	Vuelta	Sector	Vuelta	Sector	Vuelta	Sector	Vuelta	Sector	Vuelta		
1	IP1	52.404	52.404	50.002	50.002	50.501	50.501	50.540	50.540	56.788	56.788	50.389	50.389	57.673	57.673
	IP2	37.301	1:29.705	35.283	1:25.285	36.463	1:26.964	36.145	1:26.685	40.388	1:37.176	35.821	1:26.210	40.760	1:38.433
	FL	44.431	2:14.136	42.139	2:07.424	42.940	2:09.904	42.267	2:08.952	49.025	2:26.201	43.234	2:09.444	47.521	2:25.954
2	IP1	50.812	50.812	47.517	47.517	48.574	48.574	48.655	48.655	56.696	56.696	48.554	48.554	55.624	55.624
	IP2	37.870	1:28.682	34.783	1:22.300	35.824	1:24.398	35.667	1:24.322	42.033	1:38.729	35.507	1:24.061	41.919	1:37.543
	FL	43.986	2:12.668	41.751	2:04.051	42.819	2:07.217	42.705	2:07.026	50.193	2:28.922	43.441	2:07.502	49.700	2:27.243
3	IP1	50.823	50.823	47.795	47.795	48.056	48.056	48.406	48.406	56.819	56.819	48.028	48.028	59.083	59.083
	IP2	37.303	1:28.126	34.685	1:22.480	35.819	1:23.875	35.982	1:24.388	38.821	1:35.640	35.188	1:23.216	42.209	1:41.292
	FL	43.765	2:11.891	41.745	2:04.225	42.784	2:06.659	42.445	2:06.833	46.536	2:22.176	44.043	2:07.259	50.055	2:31.347
4	IP1	50.529	50.529	47.648	47.648	48.512	48.512	48.467	48.467	54.543	54.543	47.831	47.831	58.029	58.029
	IP2	37.738	1:28.267	34.834	1:22.482	35.758	1:24.270	35.440	1:23.907	39.627	1:34.170	35.276	1:23.107	42.139	1:40.168
	FL	43.640	2:11.907	41.841	2:04.323	42.949	2:07.219	42.486	2:06.393	46.864	2:21.034	42.303	2:05.410	48.961	2:29.129
5	IP1	51.477	51.477	47.604	47.604	48.602	48.602	48.405	48.405	55.432	55.432	47.962	47.962	56.769	56.769
	IP2	37.260	1:28.737	34.848	1:22.452	36.062	1:24.664	35.315	1:23.720	39.910	1:35.342	35.243	1:23.205	41.108	1:37.877
	FL	43.505	2:12.241	42.962	2:05.414	43.069	2:07.733	42.050	2:05.770	47.219	2:22.561	42.917	2:06.122	49.832	2:27.709
6	IP1	50.186	50.186	47.798	47.798	48.721	48.721	48.708	48.708	55.417	55.417	48.848	48.848	57.031	57.031
	IP2	37.443	1:27.629	34.822	1:22.620	35.921	1:24.642	35.328	1:24.036	40.460	1:35.877	43.411	1:32.259	41.449	1:38.480
	FL	43.551	2:11.180	41.891	2:04.511	42.482	2:07.124	42.778	2:06.814	48.300	2:24.177	42.459	2:14.718	50.594	2:29.074
7	IP1	50.702	50.702	48.923	48.923	48.414	48.414	48.832	48.832	55.548	55.548	48.640	48.640	56.162	56.162
	IP2	37.720	1:28.422	34.619	1:23.542	36.132	1:24.546	35.726	1:24.558	40.042	1:35.590	35.487	1:24.127	40.878	1:37.040
	FL	43.338	2:11.760	42.000	2:05.542	43.278	2:07.824	43.134	2:07.691	47.211	2:22.801	42.197	2:06.324	46.843	2:23.883
8	IP1	50.517	50.517	47.902	47.902	48.685	48.685	48.594	48.594	55.028	55.028	49.067	49.067	53.705	53.705
	IP2	37.357	1:27.874	34.673	1:22.575	36.248	1:24.933	35.364	1:23.958	40.436	1:35.464	35.492	1:24.559	40.489	1:34.194
	FL	43.607	2:11.481	41.459	2:04.034	42.765	2:07.698	42.449	2:06.407	47.717	2:23.181	42.753	2:07.311	47.805	2:21.998
9	IP1	49.961	49.961	47.624	47.624	48.208	48.208	48.701	48.701	54.058	54.058	48.118	48.118	53.519	53.519
	IP2	37.123	1:27.084	34.772	1:22.396	36.089	1:24.297	35.386	1:24.087	39.371	1:33.429	35.511	1:23.629	40.189	1:33.708
	FL	44.059	2:11.143	42.256	2:04.652	42.892	2:07.189	42.190	2:06.277	46.869	2:20.298	43.798	2:07.427	46.990	2:20.698
10	IP1	51.041	51.041	47.383	47.383	48.315	48.315	48.365	48.365	54.970	54.970	48.150	48.150	53.560	53.560
	IP2	38.912	1:29.953	35.622	1:23.005	35.692	1:24.007	35.448	1:23.813	39.565	1:34.535	35.400	1:23.550	40.471	1:34.031
	FL	43.457	2:13.409	42.400	2:05.405	43.545	2:07.552	42.215	2:06.027	47.224	2:21.759	42.693	2:06.243	47.885	2:21.916
11	IP1	50.778	50.778	48.267	48.267	48.509	48.509	48.349	48.349	54.093	54.093	48.210	48.210	54.371	54.371
	IP2	37.401	1:28.179	34.795	1:23.062	35.749	1:24.258	35.994	1:24.343	40.172	1:34.265	36.408	1:24.618	41.774	1:36.145
	FL	43.925	2:12.104	41.776	2:04.838	43.021	2:07.278	42.334	2:06.676	46.722	2:20.987	42.440	2:07.058	48.948	2:25.093
12	IP1	50.574	50.574	47.260	47.260	48.675	48.675	48.304	48.304	54.781	54.781	48.779	48.779		
	IP2	37.320	1:27.894	34.713	1:21.973	36.094	1:24.769	36.460	1:24.764	39.569	1:34.350	35.440	1:24.219		
	FL	43.473	2:11.367	41.694	2:03.667	43.603	2:08.371	43.023	2:07.787	47.990	2:22.340	43.891	2:08.110		
13	IP1	50.388	50.388	47.240	47.240	48.231	48.231	48.816	48.816			47.894	47.894		
	IP2	37.055	1:27.443	34.567	1:21.807	36.543	1:24.774	35.794	1:24.610			35.597	1:23.491		
	FL	44.820	2:12.263	41.552	2:03.358	43.168	2:07.942	43.096	2:07.706			41.708	2:05.199		



20-22 octubre 2023

3
b15

Formula Junior Race 1 ANALYSIS

Número	154		158		187		194		0		0		0	
	Vta	Sector	Vuelta	Sector	Vuelta	Sector	Vuelta	Sector	Vuelta	Sector	Vuelta	Sector	Vuelta	
1	IP1	50.359	50.359	50.004	50.004	51.373	51.373	49.647	49.647					
	IP2	35.985	1:26.344	35.785	1:25.789	37.259	1:28.632	34.697	1:24.344					
	FL	42.652	2:08.996	42.057	2:07.846	43.364	2:11.995	41.672	2:06.016					
2	IP1	48.142	48.142	47.690	47.690	49.940	49.940	47.382	47.382					
	IP2	35.805	1:23.947	35.371	1:23.061	37.060	1:27.000	34.713	1:22.095					
	FL	42.678	2:06.625	42.384	2:05.445	43.820	2:10.820	41.640	2:03.735					
3	IP1	48.281	48.281	47.757	47.757	49.706	49.706	47.522	47.522					
	IP2	35.660	1:23.941	35.098	1:22.855	36.946	1:26.652	34.528	1:22.050					
	FL	42.650	2:06.590	42.272	2:05.127	43.287	2:09.939	41.245	2:03.295					
4	IP1	48.046	48.046	47.525	47.525	49.448	49.448	47.168	47.168					
	IP2	35.956	1:24.002	35.163	1:22.688	36.927	1:26.375	34.647	1:21.815					
	FL	42.317	2:06.319	42.120	2:04.807	43.802	2:10.177	41.225	2:03.040					
5	IP1	48.028	48.028	47.526	47.526	49.394	49.394	47.124	47.124					
	IP2	35.661	1:23.689	35.100	1:22.626	37.325	1:26.719	34.645	1:21.769					
	FL	42.077	2:05.766	42.256	2:04.882	43.616	2:10.335	41.536	2:03.305					
6	IP1	48.624	48.624	47.341	47.341	49.316	49.316	47.711	47.711					
	IP2	35.415	1:24.039	35.036	1:22.377	36.768	1:26.084	34.442	1:22.153					
	FL	42.391	2:06.430	41.818	2:04.195	44.372	2:10.456	41.675	2:03.827					
7	IP1	48.484	48.484	48.389	48.389	51.049	51.049	47.009	47.009					
	IP2	35.533	1:24.017	34.853	1:23.242	37.074	1:28.123	34.288	1:21.297					
	FL	43.446	2:07.463	41.948	2:05.190	44.823	2:12.945	41.598	2:02.895					
8	IP1	48.230	48.230	47.190	47.190	49.801	49.801	47.256	47.256					
	IP2	35.395	1:23.625	34.687	1:21.877	36.807	1:26.608	34.446	1:21.702					
	FL	42.605	2:06.230	41.830	2:03.707	43.074	2:09.682	41.379	2:03.081					
9	IP1	48.264	48.264	47.113	47.113	49.554	49.554	47.088	47.088					
	IP2	35.494	1:23.758	34.851	1:21.964	38.131	1:27.685	34.373	1:21.461					
	FL	42.408	2:06.166	41.679	2:03.643	44.689	2:12.374	41.310	2:02.771					
10	IP1	48.129	48.129	47.035	47.035	49.451	49.451	47.258	47.258					
	IP2	35.649	1:23.778	35.335	1:22.370	36.992	1:26.443	34.779	1:22.037					
	FL	42.216	2:05.994	42.103	2:04.473	43.590	2:10.033	41.379	2:03.415					
11	IP1	48.432	48.432	48.162	48.162	50.070	50.070	47.159	47.159					
	IP2	37.641	1:26.073	35.285	1:23.447	37.153	1:27.223	34.686	1:21.845					
	FL		-----	42.150	2:05.597	43.719	2:10.942	41.441	2:03.285					
12	IP1			47.041	47.041	50.793	50.793	47.401	47.401					
	IP2			34.690	1:21.731	37.541	1:28.334	34.665	1:22.066					
	FL			41.521	2:03.252	43.357	2:11.691	41.526	2:03.592					
13	IP1			47.312	47.312	49.357	49.357	47.883	47.883					
	IP2			34.781	1:22.093	37.383	1:26.740	34.961	1:22.844					
	FL			41.687	2:03.780	43.606	2:10.346	41.816	2:04.660					

**b16****20-22 octubre 2023**

Formula Junior Race 1 40 BEST LAPS

Dorsal	Piloto	Nat	Equipo	Maq.	Hora	Vuelta	Tiempo
4	Andrew HIBBERD	GBR		Lotus	15:50:28	8	2:02.704
4	Andrew HIBBERD	GBR		Lotus	15:52:31	9	2:02.729
194	Clive RICHARDS	GBR		Lotus	15:52:30	9	2:02.771
194	Clive RICHARDS	GBR		Lotus	15:48:24	7	2:02.895
194	Clive RICHARDS	GBR		Lotus	15:42:14	4	2:03.040
194	Clive RICHARDS	GBR		Lotus	15:50:27	8	2:03.081
4	Andrew HIBBERD	GBR		Lotus	15:42:15	4	2:03.108
4	Andrew HIBBERD	GBR		Lotus	15:44:18	5	2:03.157
158	Patrick D'AUBREBY	FRA		Lotus	15:58:57	12	2:03.252
4	Andrew HIBBERD	GBR		Lotus	15:48:26	7	2:03.258
194	Clive RICHARDS	GBR		Lotus	15:56:36	11	2:03.285
194	Clive RICHARDS	GBR		Lotus	15:40:11	3	2:03.295
194	Clive RICHARDS	GBR		Lotus	15:44:17	5	2:03.305
50	Philipp BUHOFER	SWI		Lotus	16:00:59	13	2:03.358
194	Clive RICHARDS	GBR		Lotus	15:54:33	10	2:03.415
4	Andrew HIBBERD	GBR		Lotus	15:38:08	2	2:03.432
194	Clive RICHARDS	GBR		Lotus	15:58:40	12	2:03.592
4	Andrew HIBBERD	GBR		Lotus	16:00:59	13	2:03.638
158	Patrick D'AUBREBY	FRA		Lotus	15:52:43	9	2:03.643
50	Philipp BUHOFER	SWI		Lotus	15:58:56	12	2:03.667
158	Patrick D'AUBREBY	FRA		Lotus	15:50:40	8	2:03.707
194	Clive RICHARDS	GBR		Lotus	15:38:07	2	2:03.735
4	Andrew HIBBERD	GBR		Lotus	15:58:55	12	2:03.735
158	Patrick D'AUBREBY	FRA		Lotus	16:01:01	13	2:03.780
4	Andrew HIBBERD	GBR		Lotus	15:40:11	3	2:03.801
194	Clive RICHARDS	GBR		Lotus	15:46:21	6	2:03.827
50	Philipp BUHOFER	SWI		Lotus	15:50:38	8	2:04.034
50	Philipp BUHOFER	SWI		Lotus	15:38:09	2	2:04.051
158	Patrick D'AUBREBY	FRA		Lotus	15:46:31	6	2:04.195
50	Philipp BUHOFER	SWI		Lotus	15:40:14	3	2:04.225
50	Philipp BUHOFER	SWI		Lotus	15:42:18	4	2:04.323
4	Andrew HIBBERD	GBR		Lotus	15:56:52	11	2:04.368
158	Patrick D'AUBREBY	FRA		Lotus	15:54:48	10	2:04.473
50	Philipp BUHOFER	SWI		Lotus	15:46:28	6	2:04.511
4	Andrew HIBBERD	GBR		Lotus	15:46:22	6	2:04.592
50	Philipp BUHOFER	SWI		Lotus	15:52:42	9	2:04.652
194	Clive RICHARDS	GBR		Lotus	16:00:45	13	2:04.660
158	Patrick D'AUBREBY	FRA		Lotus	15:42:22	4	2:04.807
50	Philipp BUHOFER	SWI		Lotus	15:56:52	11	2:04.838
158	Patrick D'AUBREBY	FRA		Lotus	15:44:27	5	2:04.882

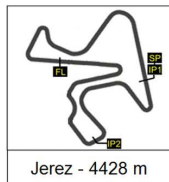


20-22 octubre 2023

b17

Formula Junior Race 1 TOP FIVE LAPS

Piloto	Nat	Equipo	Top Five Laps				
4 Andrew HIBBERD	GBR		2:02.704	2:02.729	2:03.108	2:03.157	2:03.258
194 Clive RICHARDS	GBR		2:02.771	2:02.895	2:03.040	2:03.081	2:03.285
158 Patrick D'AUBREBY	FRA		2:03.252	2:03.643	2:03.707	2:03.780	2:04.195
50 Philipp BUHOFER	SWI		2:03.358	2:03.667	2:04.034	2:04.051	2:04.225
77 Lukas BUHOFER	SWI		2:05.199	2:05.410	2:06.122	2:06.243	2:06.324
154 Rudi FRIEDRICH	GER		2:05.766	2:05.994	2:06.166	2:06.230	2:06.319
61 Lee MOWLE			2:05.770	2:06.027	2:06.277	2:06.393	2:06.407
58 Richard SMEETON	GBR		2:06.659	2:07.124	2:07.189	2:07.217	2:07.219
187 Pierre GUICHARD	DEN		2:09.682	2:09.939	2:10.033	2:10.177	2:10.335
42 Martin AUBERT	ARG		2:11.143	2:11.180	2:11.367	2:11.481	2:11.760
27 Chris LOCKE	USA		2:13.018	2:13.108	2:13.265	2:13.747	2:13.794
13 Chris ASTLEY	GBR		2:15.934	2:16.577	2:16.824	2:17.046	2:17.636
10 Graham ADELMAN	USA		2:16.637	2:16.770	2:17.303	2:17.479	2:17.525
73 Johnny LANGE	BEL		2:20.298	2:20.987	2:21.034	2:21.759	2:22.176
97 Hans CIERS	BEL		2:20.698	2:21.916	2:21.998	2:23.883	2:25.093
6 Sharon ADELMAN	USA		2:23.514	2:24.284	2:25.384	2:25.529	2:26.293
7 Duncan RABAGLIATI	GBR		2:30.546	2:31.424	2:31.654	2:31.990	2:32.071
32 Gilbert LENOIR	FRA		2:34.604	2:34.875	2:35.092	2:37.988	2:38.157



20-22 octubre 2023

b18

Formula Junior Race 1 40 BEST MAXIMUM SPEEDS

Dorsal	Piloto	Nat	Equipo	Maq.	Hora	Vuelta	Vmax
4	Andrew HIBBERD	GBR		Lotus	15:38:55	2	190,3
4	Andrew HIBBERD	GBR		Lotus	15:45:05	5	189,2
158	Patrick D'AUBREBY	FRA		Lotus	15:57:41	11	189,2
158	Patrick D'AUBREBY	FRA		Lotus	15:59:44	12	189,2
4	Andrew HIBBERD	GBR		Lotus	15:34:48	0	188,8
4	Andrew HIBBERD	GBR		Lotus	15:43:01	4	188,6
158	Patrick D'AUBREBY	FRA		Lotus	15:45:14	5	188,5
187	Pierre GUICHARD	DEN		Lynx	15:52:16	8	188,4
158	Patrick D'AUBREBY	FRA		Lotus	15:49:23	7	188,4
4	Andrew HIBBERD	GBR		Lotus	15:36:52	1	188,3
61	Lee MOWLE			LOTUS	15:47:29	6	188,2
4	Andrew HIBBERD	GBR		Lotus	15:49:12	7	188,0
158	Patrick D'AUBREBY	FRA		Lotus	15:53:30	9	188,0
4	Andrew HIBBERD	GBR		Lotus	15:51:15	8	187,9
4	Andrew HIBBERD	GBR		Lotus	15:40:59	3	187,8
158	Patrick D'AUBREBY	FRA		Lotus	15:34:49	0	187,6
4	Andrew HIBBERD	GBR		Lotus	15:47:09	6	187,5
158	Patrick D'AUBREBY	FRA		Lotus	15:51:27	8	187,5
158	Patrick D'AUBREBY	FRA		Lotus	15:47:19	6	187,5
58	Richard SMEETON	GBR		Wainer	15:41:12	3	187,4
61	Lee MOWLE			LOTUS	15:55:55	10	187,4
58	Richard SMEETON	GBR		Wainer	15:34:50	0	187,3
58	Richard SMEETON	GBR		Wainer	15:56:04	10	187,3
58	Richard SMEETON	GBR		Wainer	15:39:05	2	187,3
158	Patrick D'AUBREBY	FRA		Lotus	15:41:05	3	187,2
158	Patrick D'AUBREBY	FRA		Lotus	15:43:09	4	187,1
158	Patrick D'AUBREBY	FRA		Lotus	15:39:00	2	187,0
58	Richard SMEETON	GBR		Wainer	15:36:58	1	186,8
61	Lee MOWLE			LOTUS	15:49:36	7	186,6
4	Andrew HIBBERD	GBR		Lotus	15:57:39	11	186,3
4	Andrew HIBBERD	GBR		Lotus	15:59:42	12	186,3
61	Lee MOWLE			LOTUS	15:36:56	1	186,3
61	Lee MOWLE			LOTUS	15:51:43	8	186,2
58	Richard SMEETON	GBR		Wainer	15:51:49	8	186,0
4	Andrew HIBBERD	GBR		Lotus	15:55:35	10	186,0
187	Pierre GUICHARD	DEN		Lynx	15:34:51	0	186,0
154	Rudi FRIEDRICHS	GER		Lola	15:34:50	0	186,0
61	Lee MOWLE			LOTUS	15:53:49	9	186,0
61	Lee MOWLE			LOTUS	15:58:01	11	185,9
27	Chris LOCKE	USA		Lotus	15:34:53	0	185,8

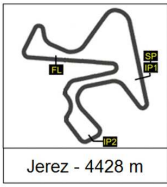


20-22 octubre 2023

b19

Formula Junior Race 1 TOP FIVE MAXIMUM SPEEDS

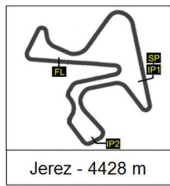
Piloto	Nat	Equipo	Top Five Vmax				
4 Andrew HIBBERD	GBR		190,3	189,2	188,8	188,6	188,3
158 Patrick D'AUBREBY	FRA		189,2	189,2	188,5	188,4	188,0
187 Pierre GUICHARD	DEN		188,4	186,0	185,1	184,6	184,0
61 Lee MOWLE			188,2	187,4	186,6	186,3	186,2
58 Richard SMEETON	GBR		187,4	187,3	187,3	187,3	186,8
154 Rudi FRIEDRICH	GER		186,0	185,2	184,5	183,8	183,1
27 Chris LOCKE	USA		185,8	185,5	184,1	183,7	182,9
194 Clive RICHARDS	GBR		185,7	185,7	185,7	185,7	185,6
77 Lukas BUHOFER	SWI		185,4	184,5	184,4	184,3	184,0
50 Philipp BUHOFER	SWI		184,4	184,4	183,1	182,8	182,5
42 Martin AUBERT	ARG		179,5	177,0	176,5	176,2	175,4
6 Sharon ADELMAN	USA		178,7	175,8	175,5	175,2	175,2
10 Graham ADELMAN	USA		175,9	174,6	173,7	173,2	173,2
97 Hans CIERS	BEL		170,2	166,2	165,9	164,6	164,3
73 Johnny LANGE	BEL		169,2	167,1	166,7	166,5	166,1
13 Chris ASTLEY	GBR		166,6	164,2	164,2	162,7	161,8
32 Gilbert LENOIR	FRA		165,4	162,9	161,4	160,3	157,3
7 Duncan RABAGLIATI	GBR		155,2	155,2	153,8	152,8	150,1



b20

Formula Junior RACE 1 PLANNING

Vta	1	2	3	4	5	6	7	8	9	10	11	12	13	14	15	16	17	18	19	20	21	22	23	24	25	26	27	28	29	30	31	32	
0	194	4	50	61	158	77	154	58	187	42	27	13	10	6	7	73	97	32															
1	194	4	50	158	61	154	77	58	187	42	27	13	10	6	73	97	7	32															
2	194	4	50	158	61	154	77	58	187	42	27	10	13	6	97	73	7	32															
3	194	4	50	158	61	154	77	58	187	42	27	10	13	73	6	97	7	32															
4	194	4	50	158	61	154	77	58	187	42	27	10	13	73	6	97	7	32															
5	194	4	50	158	61	154	77	58	187	42	27	10	13	73	6	97	7	32															
6	194	4	50	158	61	154	58	77	187	42	27	10	13	73	6 ¹	97 ¹	7 ¹	32 ¹															
7	194	4	50	158	154	61	58	77	187	42	27	10	13	73 ¹	97 ¹	6 ¹	7 ¹	32 ¹															
8	194	4	50	158	154	61	58	77	187	42	27	13	10	73 ¹	97 ¹	6 ¹	7 ¹	32 ²															
9	194	4	50	158	154	61	58	77	187	42	27	10 ¹	13 ¹	73 ¹	97 ¹	6 ¹	7 ²	32 ²															
10	194	4	50	158	154	61	58	77	187	42	27	10 ¹	13 ¹	73 ¹	97 ¹	6 ¹	7 ²	32 ²															
11	194	4	50	158	61	58	77	187	42	27	13 ¹	10 ¹	73 ¹	97 ¹	6 ¹	7 ²	32 ²																
12	194	4	50	158	61	58	77	187	42	27	13 ¹	10 ¹	73 ¹	97 ¹	6 ¹	7 ²	32 ²																
13	194	4	50	158	61	58	77	187	42	27	13 ¹	10 ¹	73 ¹	97 ¹	6 ¹	7 ²	32 ²																



b8

20-22 octubre 2023

Formula Junior Race 2 STARTING GRID



		2	
1	4	Andrew HIBBERD	2:02.978
		4	
2	61	Lee MOWLE	2:04.623
		6	
3	158	Patrick D'AUBREBY	2:05.358
		8	
4	58	Richard SMEETON	2:06.142
		10	
5	42	Martin AUBERT	2:09.817
		12	
6	13	Chris ASTLEY	2:13.121
		14	
7	97	Hans CIERS	2:21.710
		16	
8	6	Sharon ADELMAN	2:28.415
		18	
9	32	Gilbert LENOIR	2:42.809

		1	
194		Clive RICHARDS	2:02.804
		3	
50		Philipp BUHOFER	2:03.887
		5	
77		Lukas BUHOFER	2:05.099
		7	
154		Rudi FRIEDRICHS	2:05.523
		9	
187		Pierre GUICHARD	2:08.267
		11	
27		Chris LOCKE	2:12.295
		13	
10		Graham ADELMAN	2:19.554
		15	
73		Johnny LANGE	2:26.499
		17	
7		Duncan RABAGLIATI	2:32.430

STEWARDS

RACE DIRECTOR

TIMEKEEPER